

EMBARGO: Only to be published or disseminated at **12:00 hour, Thursday, 22 December 2022**



MINISTRY OF ECONOMY
DEPARTMENT OF STATISTICS MALAYSIA

BIG DATA ANALYTICS JOB MARKET INSIGHTS: JOB VACANCIES ADVERTISED ONLINE IN MALAYSIA THIRD QUARTER OF 2022



BIG DATA ANALYTICS JOB MARKET INSIGHTS: JOB VACANCIES ADVERTISED ONLINE IN MALAYSIA THIRD QUARTER OF 2022



DEPARTMENT OF STATISTICS MALAYSIA



StatsMalaysia

f i t y

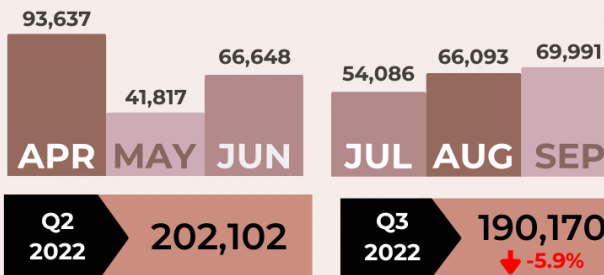
www.dosm.gov.my

JOB MARKET INSIGHTS


Job Vacancies in Malaysia Third Quarter 2022



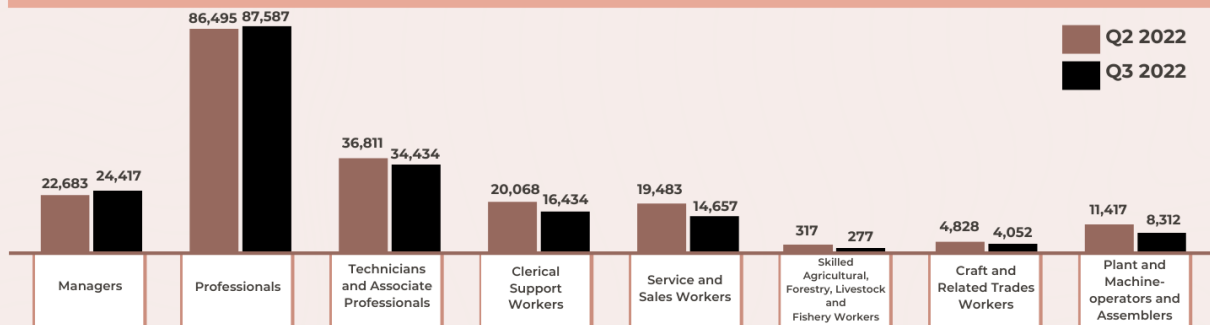
TOTAL JOB VACANCIES



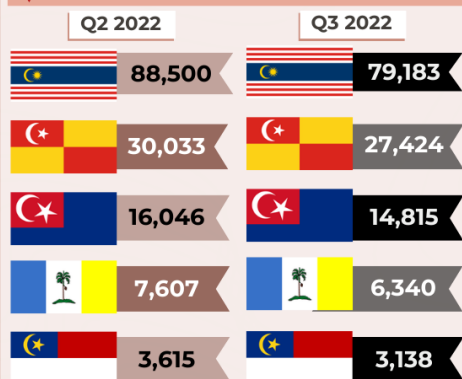
TOTAL COMPANIES HIRING



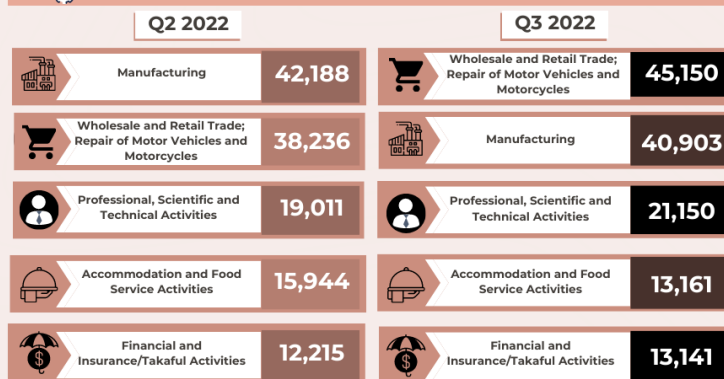
JOB VACANCIES BY JOB CATEGORY



TOP 5 JOB VACANCIES (State)



TOP 5 JOB VACANCIES (Sector)



Source: Big Data Analytics, Job Market Insights, DOSM

Job Market Insights is quarterly releases based on the job vacancies advertised online by

popular private recruitment websites. The report contains principal information on job vacancies namely by type of occupation, economic activity, state, skills and field of studies. These statistics must be interpreted with caution due to data limitation as this does not represent the whole population of job vacancies in Malaysia.

Job Vacancies Advertised Online, Third Quarter of 2022

The number of job vacancies advertised online registered a slight decrease of 5.9 per cent in Q3 2022 (Q2 2022: 27.0%) to record 190,170 vacancies. Meanwhile, job openings recorded a decline year-on-year growth of 1.2 per cent as compared 158.2 per cent recorded in Q3 2021.

Job Vacancies Advertised Online by Occupation

Professionals comprised the largest share with 46.1 per cent or 87,587 vacancies. This was followed by 18.1 per cent (34,434) in the category of Technicians and Associate Professionals while Managers accounted for 12.8 per cent (24,417). Further disaggregation of the hottest job during Q3 2022, there were higher demand for Advertising and Marketing Professionals, Administrative Associate Professionals, Accountants and Auditors, Managing Directors and Chief Executives, and Software Developers.

Job Vacancies Advertised Online by Economic Activity

In terms of vacancies by economic activity, Wholesale and Retail Trade; Repair of Motor Vehicles and Motorcycles made up the largest composition recording 23.7 per cent (45,150) while Manufacturing came in second with 21.5 per cent (40,903). This was followed by Professional, Scientific and Technical Activities (21,150) and Accommodation and Food Service Activities (13,161).

Job Vacancies Advertised Online by State

All states posted a decline in vacancies during the reference period except for WP Labuan. The highest job vacancies were registered in WP Kuala Lumpur (79,183), followed by Selangor (27,424) and Johor (14,815).

The time series of the number of job vacancies advertised online by industry, occupation and state is shown in Summary Table. The detailed information and interactive data visualization of **Job Market Insights** can be obtained through <https://www.ilmia.gov.my/index.php/en/dashboard-datamart> portal.

Released by:

DEPARTMENT OF STATISTICS MALAYSIA

22 December 2022

Contact person:

Baharudin Mohamad

Public Relation Officer

Strategic Communication and International Division
Department of Statistics, Malaysia
Tel : +603-8885 7942
Fax : +603-8888 9248
E-mail : baharudin[at]dosm.gov.my

Contact person:

Baharudin Mohamad
Public Relation Officer
Strategic Communication and International Division
Department of Statistics Malaysia
Tel : +603-8090 4681
Fax : +603-8888 9248
Email : baharudin[at]dosm.gov.my

Copyright ©2026 Department of Statistics Malaysia Official Portal. All Rights Reserved.