



MINISTRY OF ECONOMY
DEPARTMENT OF STATISTICS MALAYSIA

MONTHLY MANUFACTURING STATISTICS MALAYSIA MAY 2015

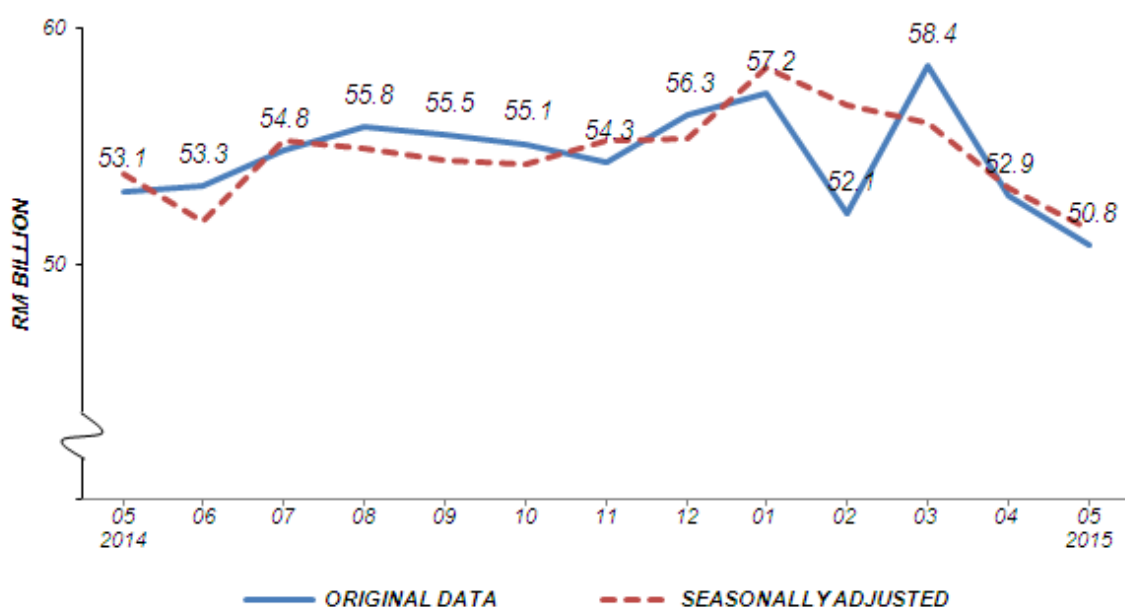
PERFORMANCE IN MAY 2015

1. SALES VALUE

The sales value of the Manufacturing sector in May 2015 decreased by 4.2% (RM2.3 billion) to record RM50.8 billion as compared to RM53.1 billion reported a year ago (see Chart 1). Meanwhile, month-on-month basis, the sales value decreased by 4.0% (RM2.1 billion) compared with the preceding month. The sales value in April 2015 has been revised based on latest data available.

On a seasonally adjusted month-on-month, the sales value in May 2015 decreased by 3.2%. Year-on-year, the decrease in sales value in May 2015 was due to the decrease in 52 of 138 industries surveyed. Table A shows the five (5) main industries that recorded decrease in sales value on yearly basis.

Chart 1 : Sales Value of the Manufacturing Sector



**Table A : Sales value of manufacturing industries
(percentage change from corresponding month of preceding year)**

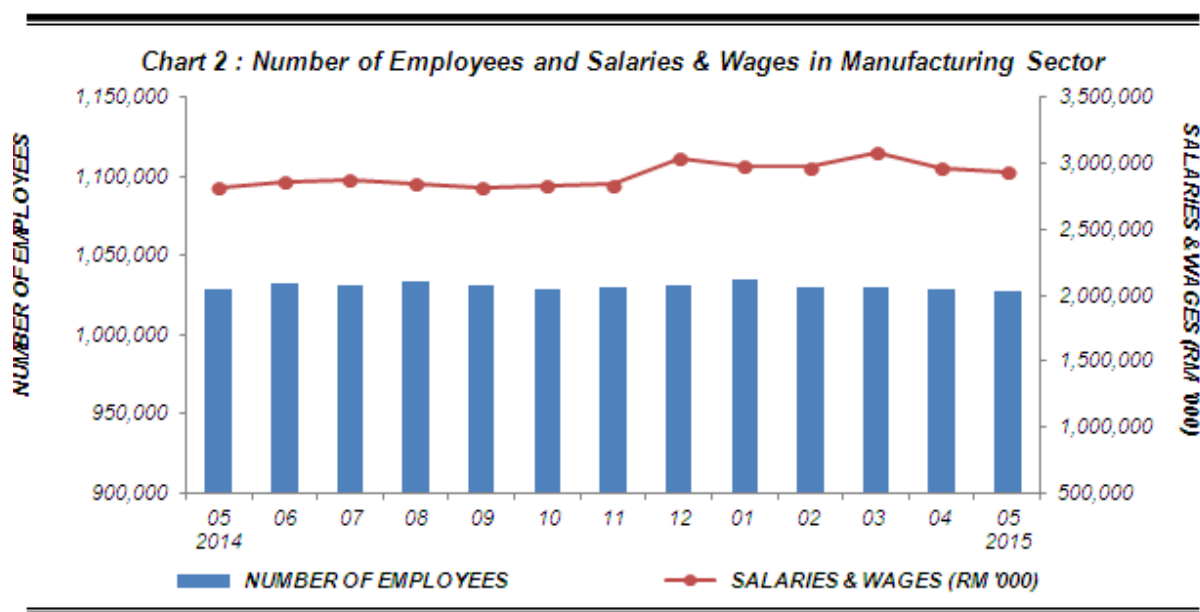
Industries	Sales Value		Decrease	
	May, 2014	May, 2015	RM (Million)	%
Manufacture of refined petroleum products	12,553.2	9,274.1	3,279.1	26.1
Manufacture of diodes, transistors and similar semiconductor devices	5,017.6	4,214.0	803.6	16.0
Manufacture of communication equipment	789.4	664.7	124.7	15.8
Manufacture of measuring, testing, navigating and control equipment	251.1	162.9	88.2	35.2
Manufacture of passenger cars	2,178.5	2,099.0	79.5	3.6

2. NUMBER OF EMPLOYEES

Total employees engaged in the Manufacturing sector in May 2015 was 1,027,503 persons, a decrease of 0.2% or 1,598 persons as compared to 1,029,101 persons in May 2014 (see Chart 2). Meanwhile, month-on-month basis, the number of employees decreased marginally as compared to 1,029,255 persons in the preceding month.

3. SALARIES & WAGES

Year-on-year basis, salaries & wages paid in May 2015 increased by 4.1% (RM115.6 million) as compared with the corresponding month of the previous year. Meanwhile, month-on-month basis, the total amount paid in May 2015, decreased by 0.9% (RM27.3 million) to register RM2,937.7 million.

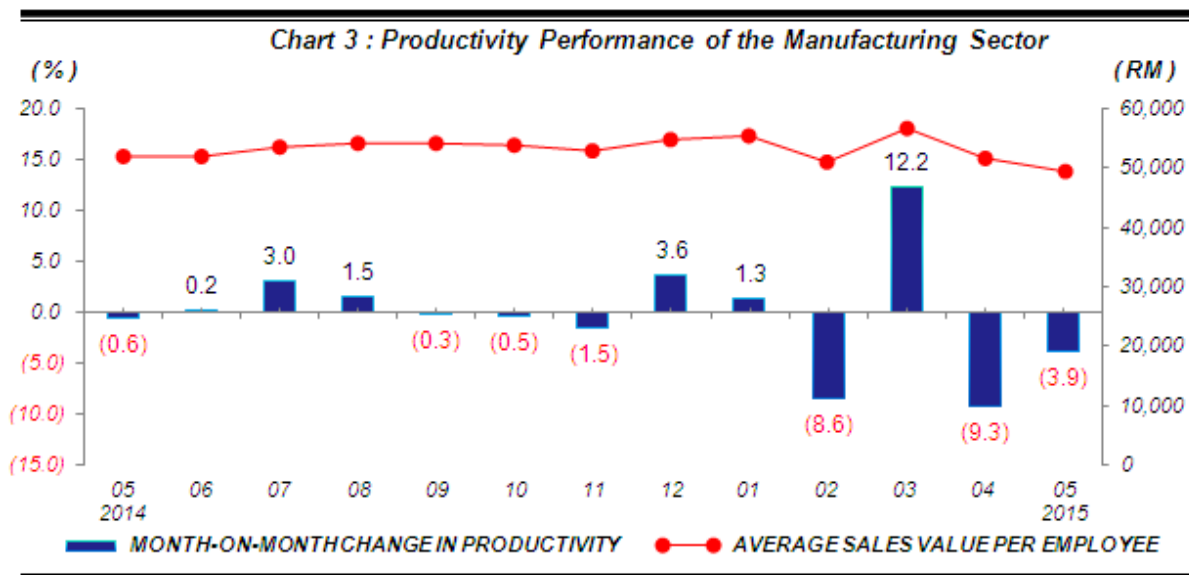


4. AVERAGE SALARIES & WAGES PER EMPLOYEE

The average salaries & wages paid per employee increased by 4.3% in May 2015 as compared to the same month in 2014. Meanwhile, average salaries & wages per employee registered RM2,859 in May 2015, a decrease of 0.8% compared to previous month.

5. PRODUCTIVITY

Productivity or average sales value per employee in May 2015 decreased by 4.1% as compared with the same month of the previous year. Meanwhile, productivity in May 2015 decreased by 3.9% month-on-month to register RM49,451 (see Chart 3).



6. PERFORMANCE IN THE PERIOD JANUARY - MAY 2015

During January - May 2015, the sales value of the Manufacturing sector decreased to register RM271.4 billion. The number of employees engaged during the period, decreased by 0.2% to register 1,027,503 persons.

Cumulatively, productivity increased by 0.2% to record RM264,165 as shown in Table B.

Table B: Sales Value, Number of Employees and Salaries & Wages, January - May 2015

Monthly Manufacturing Statistics	January - May		
	2014	2015	% Change
Sales Value (RM million)	271,351.4	271,430.2	0.03
Number of Employees	1,029,101	1,027,503	-0.2
Salaries & Wages (RM million)	14,213.7	14,944.2	5.1
Productivity (RM)	263,678	264,165	0.2

*** Notes:**

Data for May 2015 is **provisional**. The data will be updated based on the latest available figures and subsequently published in the June 2015 publication.

**THE OFFICE OF CHIEF STATISTICIAN MALAYSIA
DEPARTMENT OF STATISTICS MALAYSIA
10 JULY 2015**

Contact person:

Norrita binti Amran
Public Relation Officer
Corporate and User Services Division
Department of Statistics, Malaysia
Tel : +603-8885 7942
Fax : +603-8888 9248
Email : norrita.amran@stats.gov.my

Contact person:

Baharudin Mohamad
Public Relation Officer
Strategic Communication and International Division
Department of Statistics Malaysia
Tel : +603-8090 4681
Fax : +603-8888 9248
Email : baharudin[at]dosm.gov.my

Copyright ©2025 Department of Statistics Malaysia Official Portal. All Rights Reserved.