



MINISTRY OF ECONOMY
DEPARTMENT OF STATISTICS MALAYSIA

MONTHLY MANUFACTURING STATISTICS MALAYSIA, JULY 2015

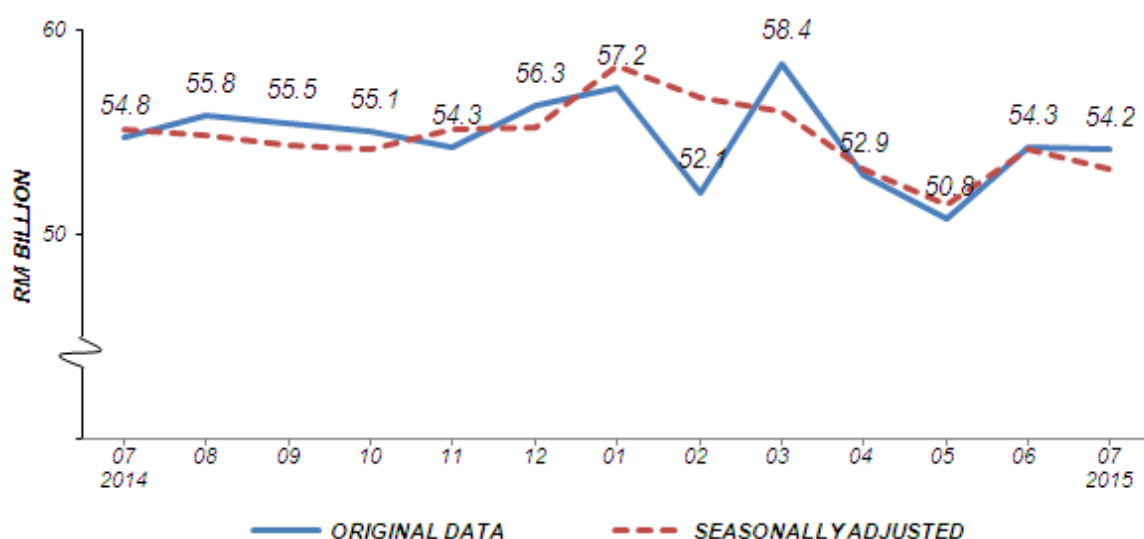
PERFORMANCE IN JULY 2015

1. SALES VALUE

The sales value of the Manufacturing sector in July 2015 decreased by 1.2% (RM0.6 billion) to record RM54.2 billion as compared to RM54.8 billion reported a year ago (Chart 1). Meanwhile, month-on-month basis, the sales value decreased by 0.1% (RM0.1 billion) compared with the preceding month. The sales value in June 2015 remained unchanged.

On a seasonally adjusted month-on-month, the sales value in July 2015 decreased by 1.9%. Year-on-year, the decrease in sales value in July 2015 was due to the decrease in 52 of 138 industries surveyed. Table A shows the five (5) main industries that recorded decrease in sales value on yearly basis.

Chart 1 : Sales Value of the Manufacturing Sector



**Table A : Sales value of manufacturing industries
(percentage change from corresponding month of preceding year)**

Industries	Sales Value		Decrease	
	July, 2014	July, 2015	RM (Million)	%
Manufacture of refined petroleum products	11,972.2	9,753.2	2,219.0	18.5
Production of aluminium from alumina, other basic precious and other non-ferrous metals n.e.c.	877.9	661.8	216.1	24.6
Manufacture of communication equipment	932.1	754.1	178.0	19.1
Manufacture of consumer electronics	2,763.4	2,655.6	107.8	3.9
Manufacture of measuring, testing, navigating and control equipment	249.1	172.4	76.7	30.8

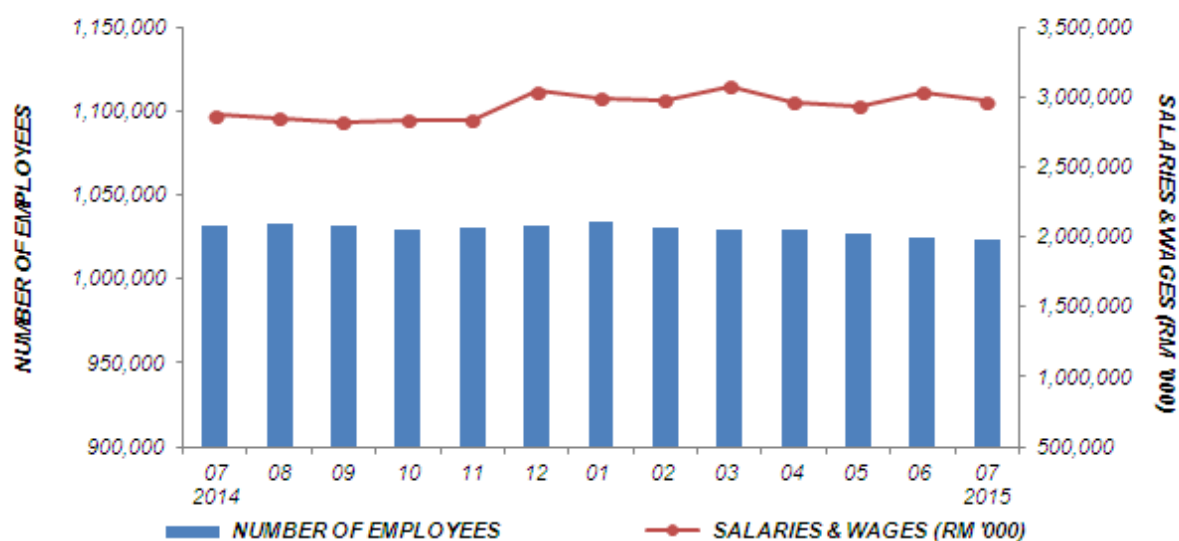
2. NUMBER OF EMPLOYEES

Total employees engaged in the Manufacturing sector in July 2015 was 1,023,816 persons, a decrease of 0.7% or 7,569 persons as compared to 1,031,385 persons in July 2014 (Chart 2). Meanwhile, month-on-month basis, the number of employees decreased by 0.04% as compared to 1,024,200 persons in the preceding month.

3. SALARIES & WAGES

Year-on-year basis, salaries & wages paid in July 2015 increased by 3.4% (RM98.8 million) as compared with the corresponding month of the previous year. Meanwhile, month-on-month basis, the total amount paid in July 2015, decreased by 1.9% (RM58.7 million) to register RM2,970.3 million.

Chart 2 : Number of Employees and Salaries & Wages in Manufacturing Sector

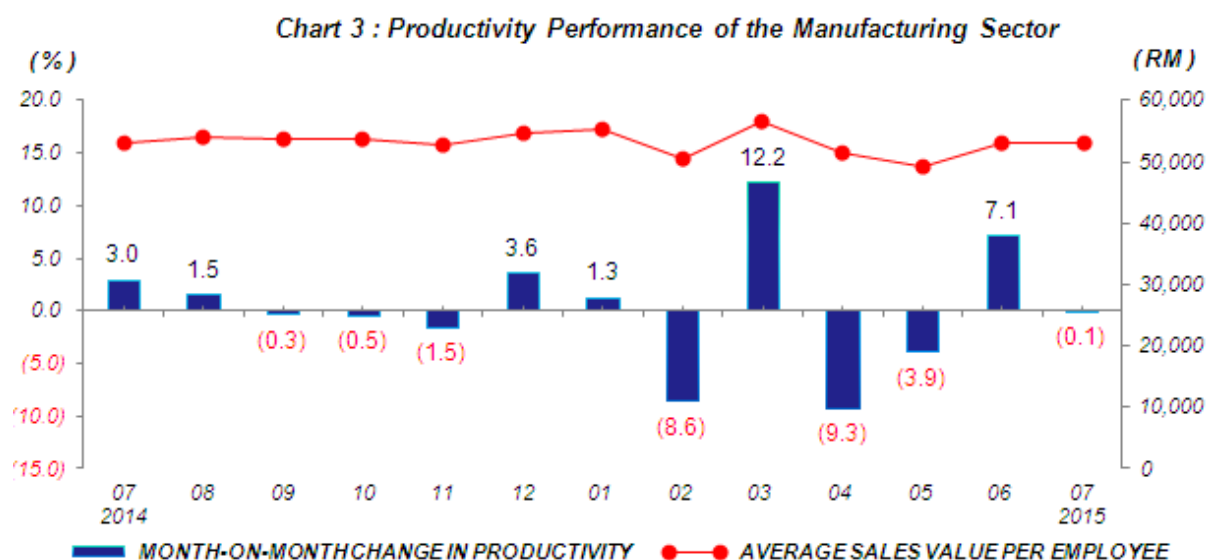


4. AVERAGE SALARIES & WAGES PER EMPLOYEE

The average salaries & wages paid per employee increased by 4.2% in July 2015 as compared to the same month in 2014. Meanwhile, average salaries & wages per employee registered RM2,901 in July 2015, a decrease of 1.9% compared to previous month.

5. PRODUCTIVITY

Productivity or average sales value per employee in July 2015 decreased by 0.5% as compared with the same month of the previous year. Meanwhile, productivity in July 2015 decreased by 0.1% month-on-month to register RM52,925 (Chart 3).



6. PERFORMANCE IN THE PERIOD JANUARY - JULY 2015

During January - July 2015, the sales value of the Manufacturing sector increased 0.1% to register RM379.9 billion. The number of employees engaged during the period, decreased by 0.7% to register 1,023,816 persons.

Cumulatively, productivity increased by 0.8% to record RM371,044 as shown in Table B.

Table B: Sales Value, Number of Employees and Salaries & Wages, January - July 2015

Monthly Manufacturing Statistics	January - July		
	2014	2015	% Change
Sales Value (RM million)	379,531.1	379,880.7	0.1
Number of Employees	1,031,385	1,023,816	-0.7
Salaries & Wages (RM million)	19,948.2	20,943.4	5.0
Productivity (RM)	367,982	371,044	0.8

*** Notes:**

Data for July 2015 is **provisional**. The data will be updated based on the latest available figures and subsequently published in the August 2015 publication.

**THE OFFICE OF CHIEF STATISTICIAN MALAYSIA
DEPARTMENT OF STATISTICS MALAYSIA
10 SEPTEMBER 2015**

Contact person:

Norrita binti Amran
Public Relation Officer
Corporate and User Services Division
Department of Statistics, Malaysia
Tel : +603-8885 7942
Fax : +603-8888 9248
Email : norrita.amran@stats.gov.my

Contact person:

Baharudin Mohamad
Public Relation Officer
Strategic Communication and International Division
Department of Statistics Malaysia
Tel : +603-8090 4681
Fax : +603-8888 9248
Email : baharudin[at]dosm.gov.my

Copyright ©2025 Department of Statistics Malaysia Official Portal. All Rights Reserved.