



MINISTRY OF ECONOMY  
DEPARTMENT OF STATISTICS MALAYSIA

---

## MONTHLY MANUFACTURING STATISTICS MALAYSIA, FEBRUARY 2016

---

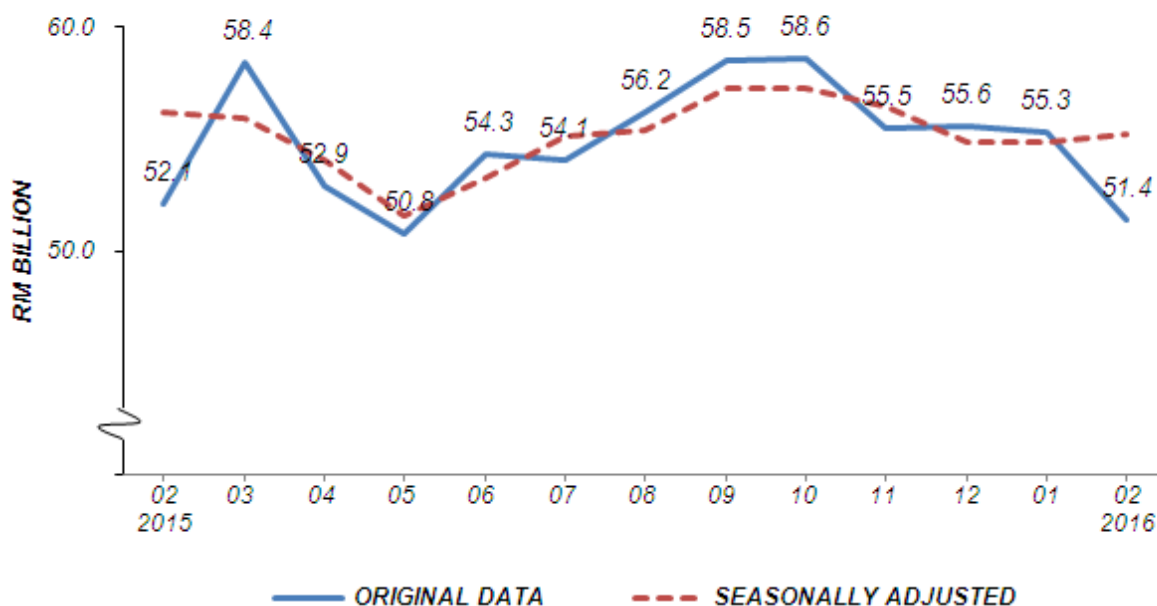
### PERFORMANCE IN FEBRUARY 2016

#### 1. SALES VALUE

The sales value of the Manufacturing sector in February 2016 decreased by 1.4% (RM0.7 billion) to record RM51.4 billion as compared to RM52.1 billion reported a year ago (Chart 1). Meanwhile, month-on-month basis, the sales value decreased by 7.0% (RM3.9 billion) compared with the preceding month. The sales value in January 2016 remained unchanged.

On a seasonally adjusted month-on-month, the sales value in February 2016 increased by 0.5%. Table A shows the five (5) industries that recorded decrease in sales value on yearly basis.

*Chart 1 : Sales Value of the Manufacturing Sector*



**Table A : Sales value of manufacturing industries  
(percentage change from corresponding month of preceding year)**

Industries	Sales Value		Decrease	
	February, 2015	February, 2016	RM (Million)	%
Manufacture of refined petroleum products	10,073.5	6,642.3	3,431.2	34.1
Manufacture of passenger cars and commercial vehicles	1,768.8	1,494.5	274.3	15.5
Manufacture of liquefied or compressed inorganic industrial or medical gases	424.9	217.8	207.1	48.7
Manufacture of communication equipment	750.0	579.1	170.9	22.8
Manufacture of rubber gloves	917.5	762.7	154.8	16.9

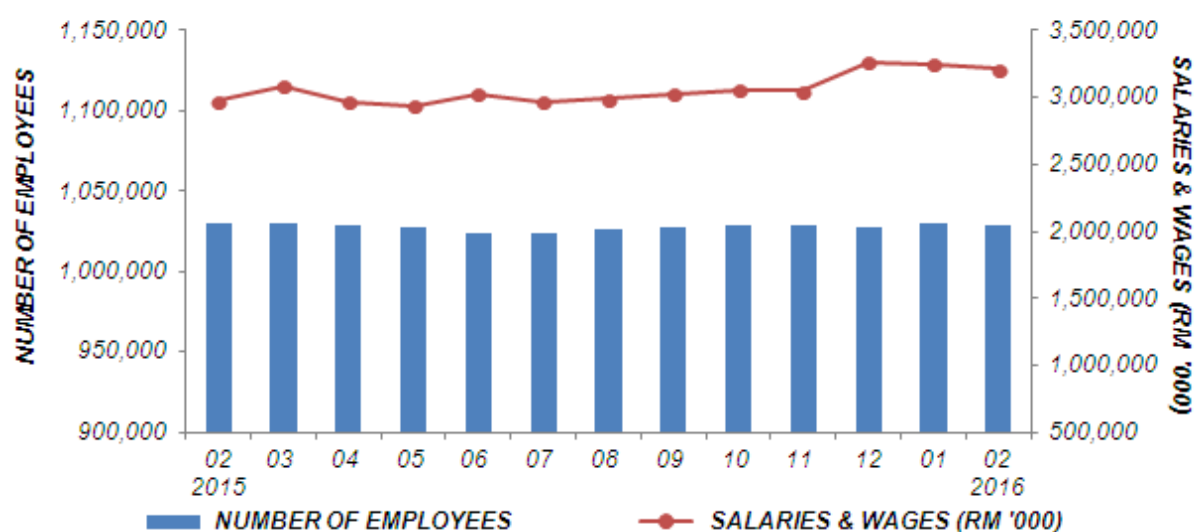
## 2. NUMBER OF EMPLOYEES

Total employees engaged in the Manufacturing sector in February 2016 was 1,028,301 persons, a decrease of 0.2% or 2,183 persons as compared to 1,030,484 persons in February 2015 (Chart 2). Meanwhile, month-on-month basis, the number of employees decreased by 0.2% as compared to 1,030,153 persons in the preceding month.

## 3. SALARIES & WAGES

Year-on-year basis, salaries & wages paid in February 2016 increased by 7.9% (RM236.1 million) as compared with the corresponding month of the previous year. Meanwhile, month-on-month basis, the total amount paid in February 2016, decreased by 1.3% (RM41.0 million) to register RM3,210.0 million.

**Chart 2 : Number of Employees and Salaries & Wages in Manufacturing Sector**

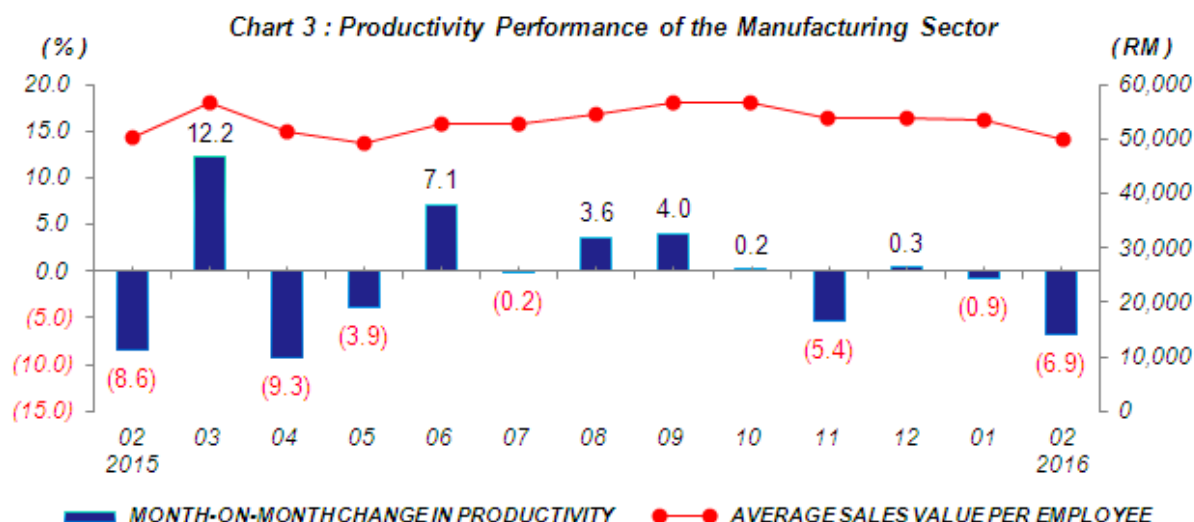


#### 4. AVERAGE SALARIES & WAGES PER EMPLOYEE

The average salaries & wages paid per employee increased by 8.2% in February 2016 as compared to the same month in 2015. Meanwhile, average salaries & wages paid per employee registered RM3,122 in February 2016, a decrease of 1.1% compared to previous month.

#### 5. PRODUCTIVITY

Productivity or average sales value per employee in February 2016 decreased by 1.2% as compared with the same month of the previous year. Meanwhile, productivity in February 2016 decreased by 6.9% month-on-month to register RM49,964 (Chart 3).



#### 6. PERFORMANCE IN THE PERIOD JANUARY - FEBRUARY 2016

During January - February 2016, the sales value of the Manufacturing sector decreased 2.4% to register RM106.6 billion. The number of employees engaged during the period, decreased by 0.2% to register 1,028,301 persons.

Cumulatively, productivity decreased by 2.2% to record RM103,713 as shown in Table B.

**Table B: Sales Value, Number of Employees and Salaries & Wages, January - February 2016**

Monthly Manufacturing Statistics	January - February		
	2015	2016	% Change
Sales Value (RM million)	109,286.9	106,648.3	-2.4
Number of Employees	1,030,484	1,028,301	-0.2
Salaries & Wages (RM million)	5,959.9	6,461.0	8.4
Productivity (RM)	106,054	103,713	-2.2

**\* Notes:**

Data for February 2016 is **provisional**. The data will be updated based on the latest available figures and subsequently published in the March 2016 publication.

**THE OFFICE OF CHIEF STATISTICIAN MALAYSIA  
DEPARTMENT OF STATISTICS MALAYSIA  
11 APRIL 2016**

**Contact person:**

Ho Mei Kei  
Public Relation Officer  
Corporate and User Services Division  
Department of Statistics, Malaysia  
**Tel** : +603-8885 7942  
**Fax** : +603-8888 9248  
**Email** : mkho@stats.gov.my

**Contact person:**

Baharudin Mohamad  
Public Relation Officer  
Strategic Communication and International Division  
Department of Statistics Malaysia  
**Tel** : +603-8090 4681  
**Fax** : +603-8888 9248  
**Email** : baharudin[at]dosm.gov.my

**Copyright ©2025 Department of Statistics Malaysia Official Portal. All Rights Reserved.**