



MINISTRY OF ECONOMY  
DEPARTMENT OF STATISTICS MALAYSIA

**MEDIA STATEMENT**  
**CONSUMER PRICE INDEX, MALAYSIA**  
**MAY 2024**

---

***Malaysia's inflation edged up to 2.0 per cent in May 2024***

**PUTRAJAYA, 25 June 2024** – Malaysia's inflation edged up to 2.0 per cent in May 2024 with the index points recorded at 132.8 as against 130.2 in the same month of the previous year. The Department of Statistics Malaysia (DOSM) reported today on the release of **CONSUMER PRICE INDEX (CPI), MAY 2024**.

The increase in May 2024 was driven by the incline in the main group of Housing, Water, Electricity, Gas & Other Fuels (3.2%); Restaurant & Accommodation Services, (3.2%) and Personal Care, Social Protection & Miscellaneous Goods & Services (3.0%). Meanwhile, Clothing & Footwear declined to negative 0.2 per cent and Insurance & Financial Services declined to negative 0.1 per cent as compared to the same month of the previous year.

Chief Statistician Malaysia, Dato' Sri Dr. Mohd Uzir Mahidin informed that, inflation for Housing, Water, Electricity, Gas & Other Fuels increased to 3.2 per cent (April 2024: 3.0%). The increase was mainly contributed by the subgroup of Water supply & miscellaneous services relating to the dwelling, 32.1 per cent (April 2024: 31.6%). This is in tandem with the increase in water tariff rates for domestic category users in Perak starting May 2024. Meanwhile, the inflation for Restaurant & Accommodation Services increased to 3.2 per cent (April 2024: 3.5%) due to the increase in the main subgroup of Beverage preparation services to 4.1 per cent (April 2024: 3.9%).

*Inflation for Personal Care, Social Protection & Miscellaneous Goods & Services increased by 3.0 per cent in May 2024 as compared to 3.1 per cent in April 2024. The incline was contributed by the expenditure class of Jewellery & watches at 16.5 per cent (April 2024: 17.0%).*

*The Food & Beverages group which contributes 29.8 per cent of the total CPI weight recorded a slower increase of 1.8 per cent in May 2024 (April 2024: 2.0%). The main subgroup of Food at home increased marginally to 0.5 per cent in May 2024 (April 2024: 0.4%). The expenditure class of Vegetables recorded the highest increase of 4.8 per cent as compared to 3.2 per cent in April 2024. Among the vegetables that recorded a double digit increase were Garlic, Big onion, Capsicum and Cucumber.*

*The inflation for the expenditure class of Meat recorded a decline at negative 0.3 per cent in May 2024 (April 2024: -0.9%). Chicken as the largest component comprised 32.6 per cent in the expenditure class of Meat still in the negative territory at negative 0.8 per cent (April 2024: -3.5%). Based on data collected by DOSM, the average price of Standard chicken in Malaysia for May 2024 was RM10.42 per kilogramme as compared to RM10.45 per kilogramme in May 2023 (April 2024: RM10.13). Meanwhile, the average price of Standard chicken in Peninsular Malaysia for May 2024 was RM9.71 per kilogramme as compared to RM9.92 per kilogramme in May 2023 (April 2024: RM9.33). Other than that, implementation the Festive Season Maximum Price Scheme (SHMMP) for the Kaamatan Festival and Gawai Day 2024 ensures that prices remained stable during festive season.*

*Meanwhile, the main subgroup of Food away from home showed a slower increase at 3.4 per cent as compared to 4.0 per cent in the previous month. Among the items that recorded a lower increase as compared to the preceding month were Rice with side dishes, Nasi lemak and Cooked beef.*

*Inflation for Transport increased marginally to 0.9 per cent in May 2024 as compared to 0.8 per cent in April 2024. The increase was due to the main subgroup of Operation of personal transport equipment which increased to 1.4 per cent in May 2024*

(April 2024: 1.3%). The average price of Unleaded petrol RON97 in May 2024 was RM3.47 per litre as against RM3.35 per litre in May 2023 (April 2024: RM3.47).

Chief Statistician Malaysia, Dato' Sri Dr. Mohd Uzir Mahidin also added, with regards to inflation at the state level, most of the states recorded increases below the national inflation level of 2.0 per cent. However, four states recorded increases above the national inflation level namely Pulau Pinang (3.3%), Sarawak (2.8%), Pahang (2.6%) and Selangor (2.4%). All states registered an increase in the inflation of Food & Beverages. The highest increase was recorded by Selangor at 3.4 per cent, followed by Pulau Pinang (2.7%), Perlis (2.0%), Sarawak (1.9%), Pahang (1.8%) and Wilayah Persekutuan Putrajaya (1.8%). Meanwhile, other states showed an increase below the national inflation of Food & Beverages of 1.8 per cent in May 2024.

The overall monthly inflation for May 2024 recorded an increase of 0.3 per cent as compared to 0.2 per cent recorded in the previous month. The increase was mainly driven by inflation for Housing, Water, Electricity, Gas & Other Fuels (0.6%); Information & Communication (0.6%), Food & Beverages (0.3%) and Restaurant & Accommodation Services (0.3%). Meanwhile, core inflation in May 2024 increased 1.9 per cent, the same rate as recorded in April 2024. This was due to an increase in Restaurant & Accommodation Services (3.3%) and Food & Beverages (2.9%).

In comparison to inflation in other selected countries, inflation in Malaysia (2.0%) was lower than inflation in Vietnam (4.4%), Philippines (3.9%), United States of America (3.3%), Indonesia (2.8%) and Republic of Korea (2.7%). However, the rate is higher than Thailand (1.5%) and China (0.3%).

The Department of Statistics Malaysia (DOSM) has launched OpenDOSM NextGen as a medium that provides a catalogue of data and visualisations to facilitate users' analysis of various data and can be accessed through <https://open.dosm.gov.my>.

DOSM will conduct the Agricultural Census in 2024. Please visit <https://www.myagricensus.gov.my/> for more information. The theme is "Agriculture Census, Key to Agricultural Development."

***Embargo: Only to be published or disseminated at 1200 hour, Tuesday, 25 June 2024***

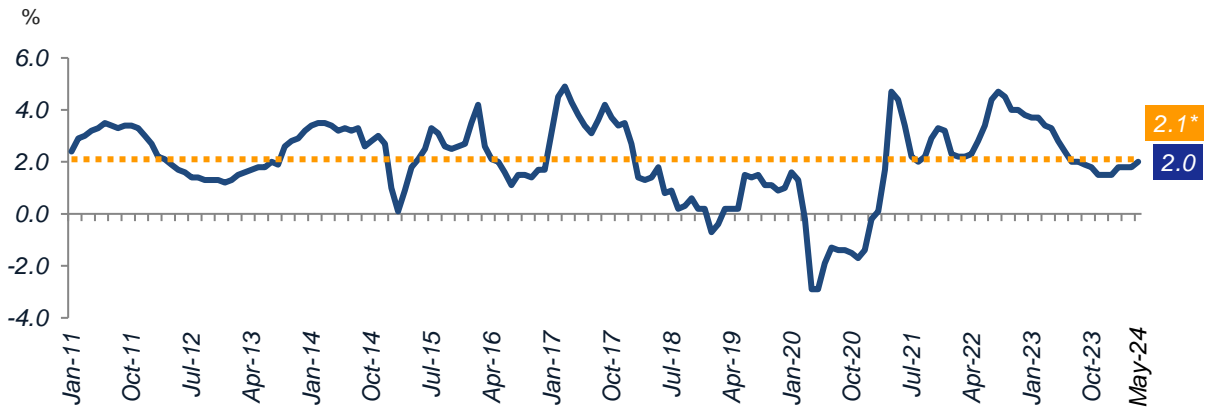
*The Government of Malaysia has declared National Statistics Day (MyStats Day) on October 20<sup>th</sup> each year. MyStats Day theme is “Statistics is the Essence of Life”. DOSM commemorates its 75<sup>th</sup> Diamond Jubilee in 2024.*

*Released by:*

**THE OFFICE OF CHIEF STATISTICIAN MALAYSIA  
DEPARTMENT OF STATISTICS MALAYSIA  
25 JUNE 2024**

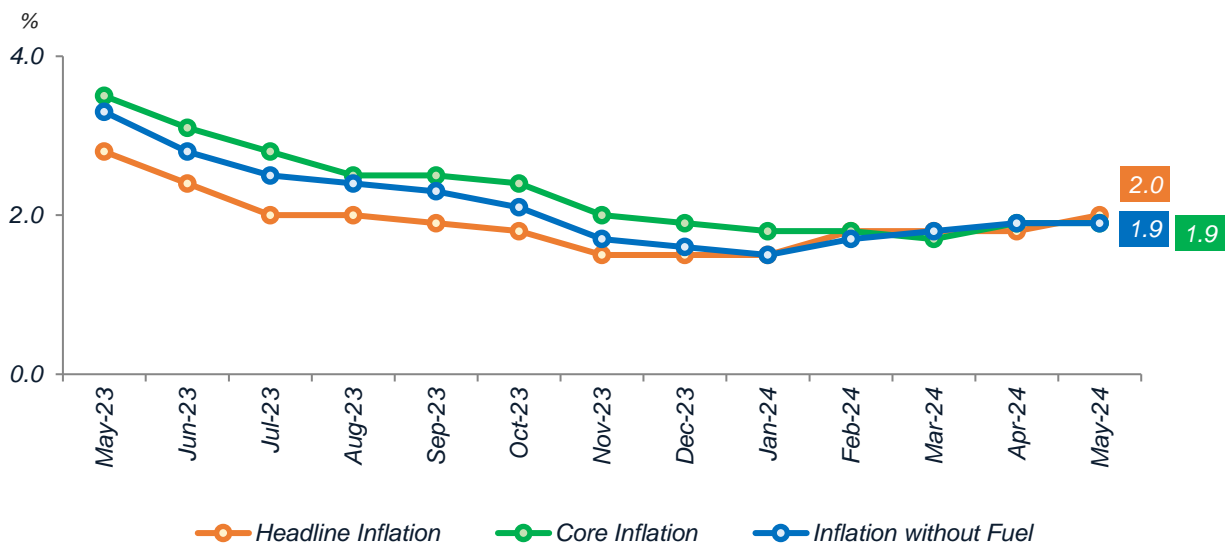
**Embargo:** Only to be published or disseminated at 1200 hour, Tuesday, 25 June 2024

**Chart 1** Malaysia Headline Inflation, January 2011 - May 2024

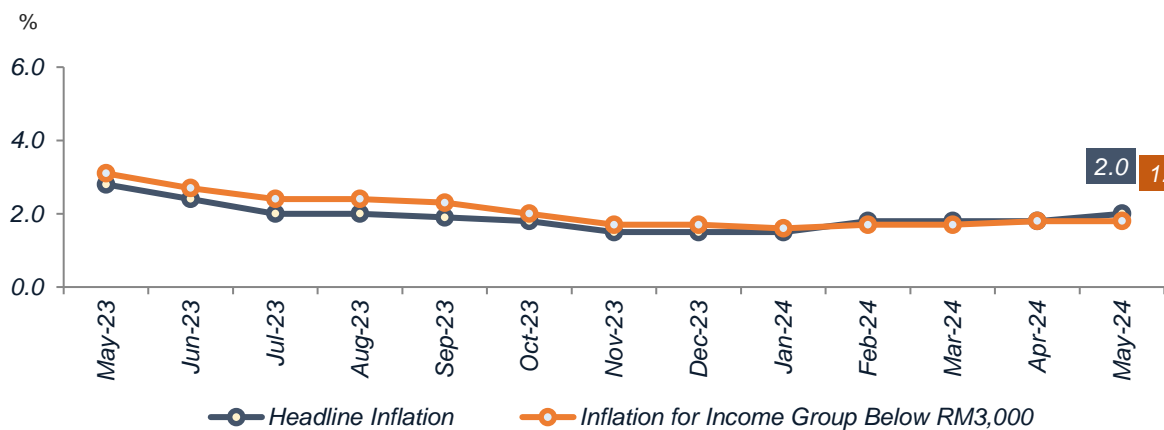


Note: \* Average inflation for the period of January 2011 to May 2024

**Chart 2** Malaysia Headline Inflation, Core Inflation and Inflation without Fuel, May 2023 - May 2024

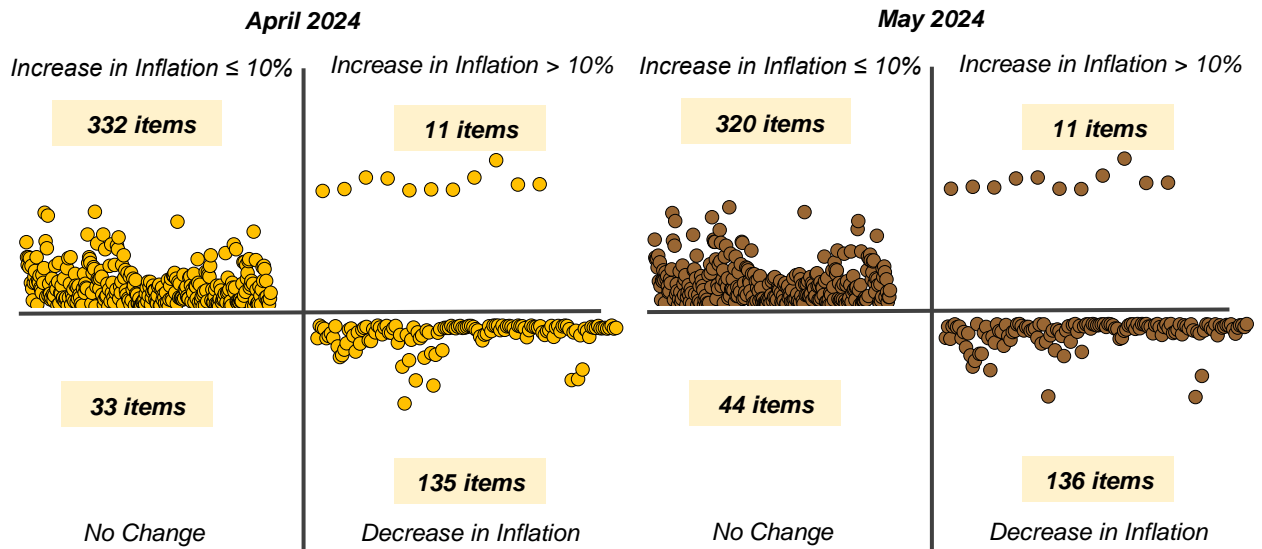


**Chart 3** Inflation for Income Group Below RM3,000, May 2023 - May 2024



**Chart 4**

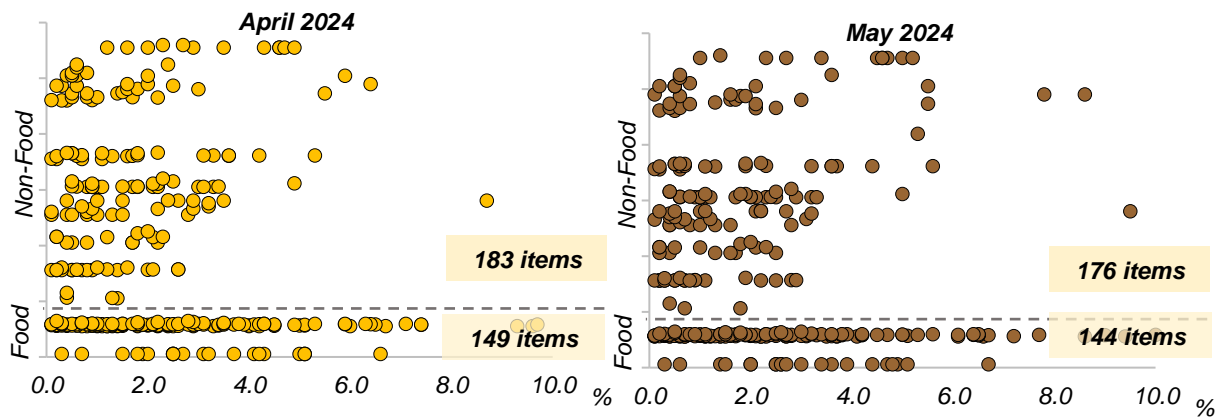
**Inflation by Quadrant, April 2024 & May 2024**



Note: Starting January 2024, 62 new items were updated in CPI basket

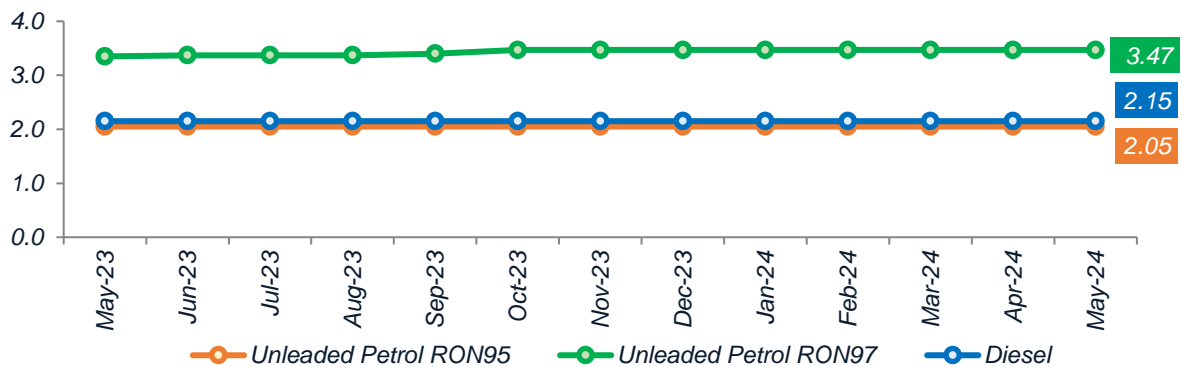
**Chart 5**

**Distribution of Inflation for Food and Non-Food that Increased ≤10%, April 2024 & May 2024**



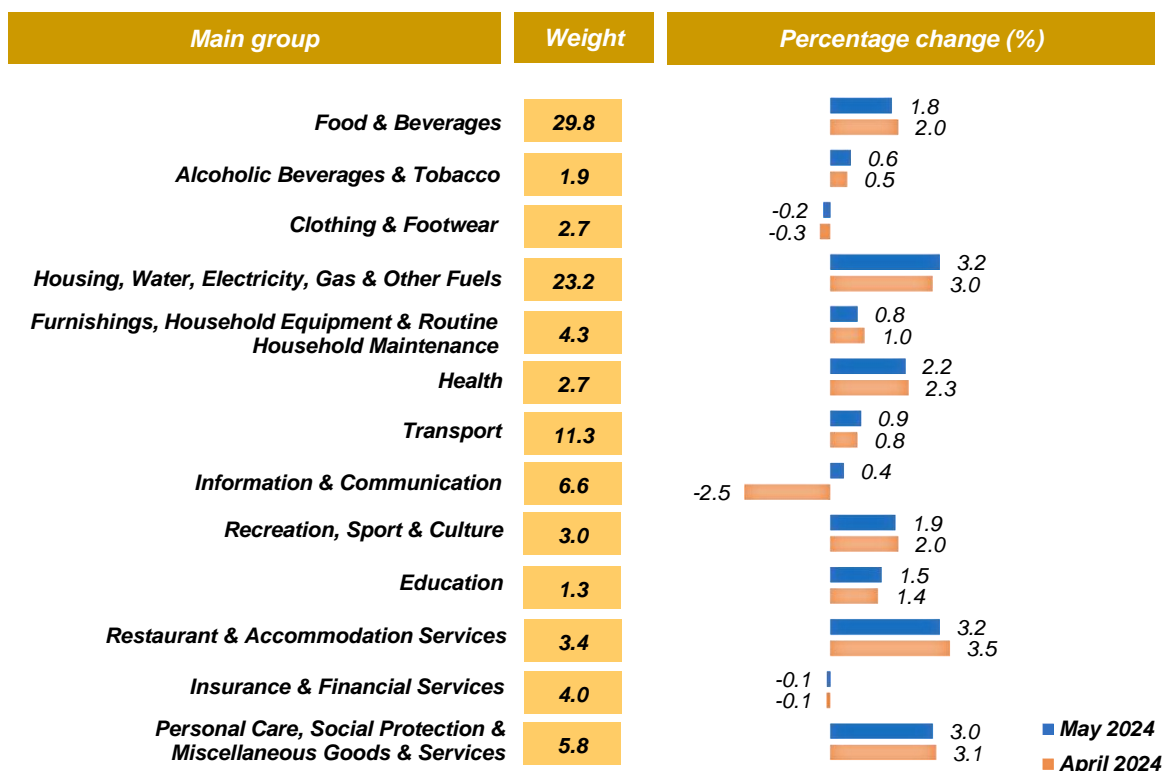
**Chart 6**

**Average Price of Unleaded Petrol RON95, Unleaded Petrol RON97 and Diesel, May 2023 - May 2024**



**Chart 7**

**Inflation by Main Group, April 2024 & May 2024**



**Chart 8**

**Inflation for Food & Beverages, May 2023 - May 2024**

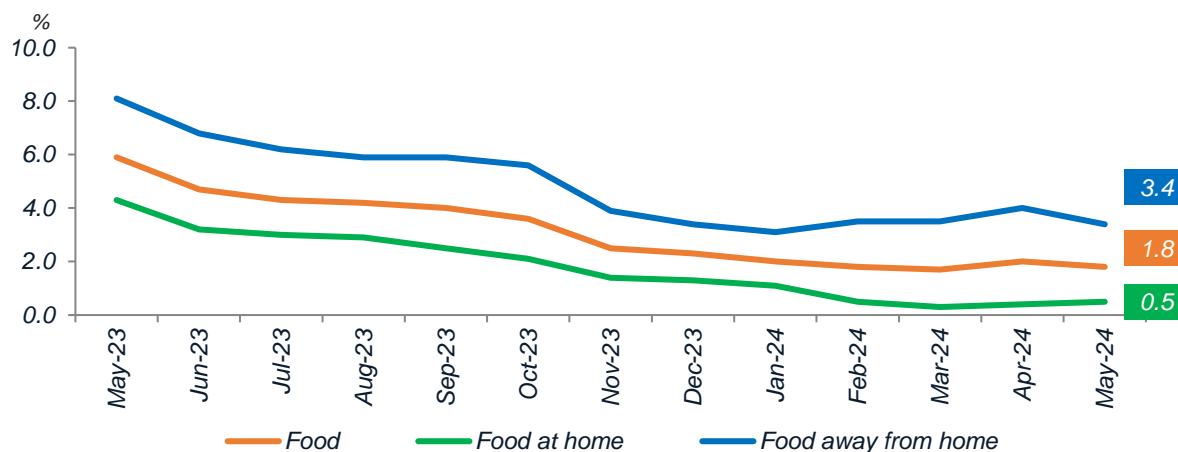
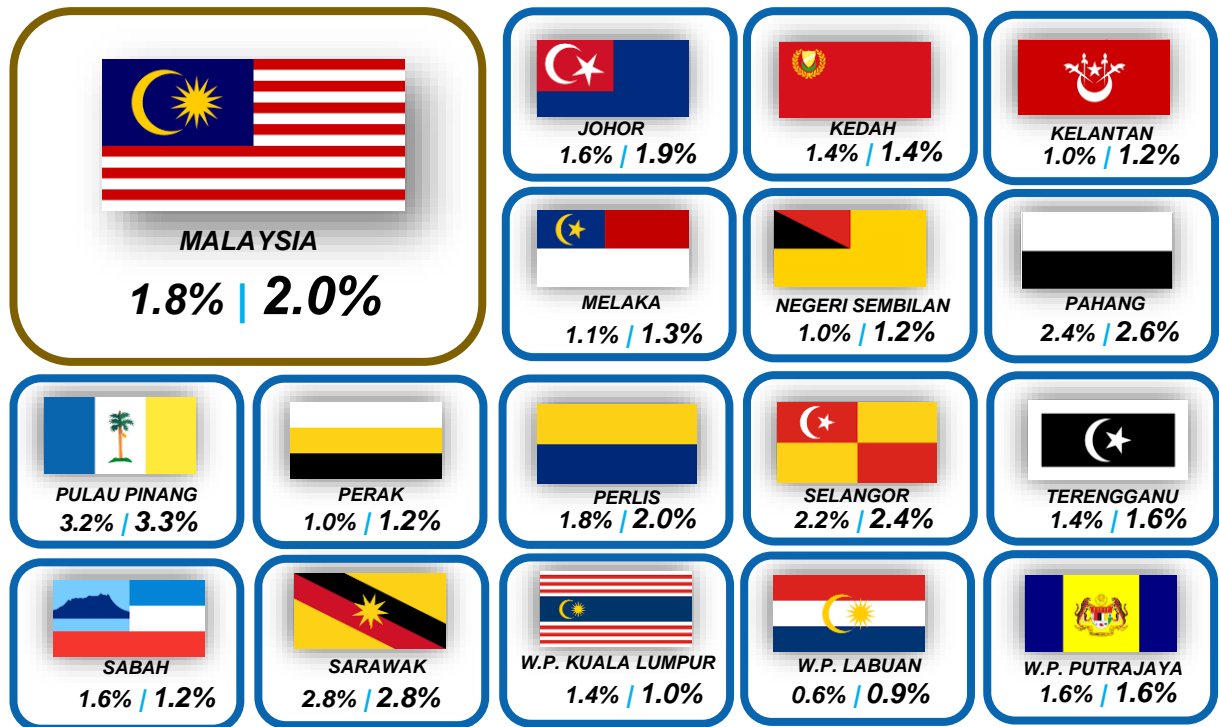


Chart 9

Inflation by State, April 2024 & May 2024

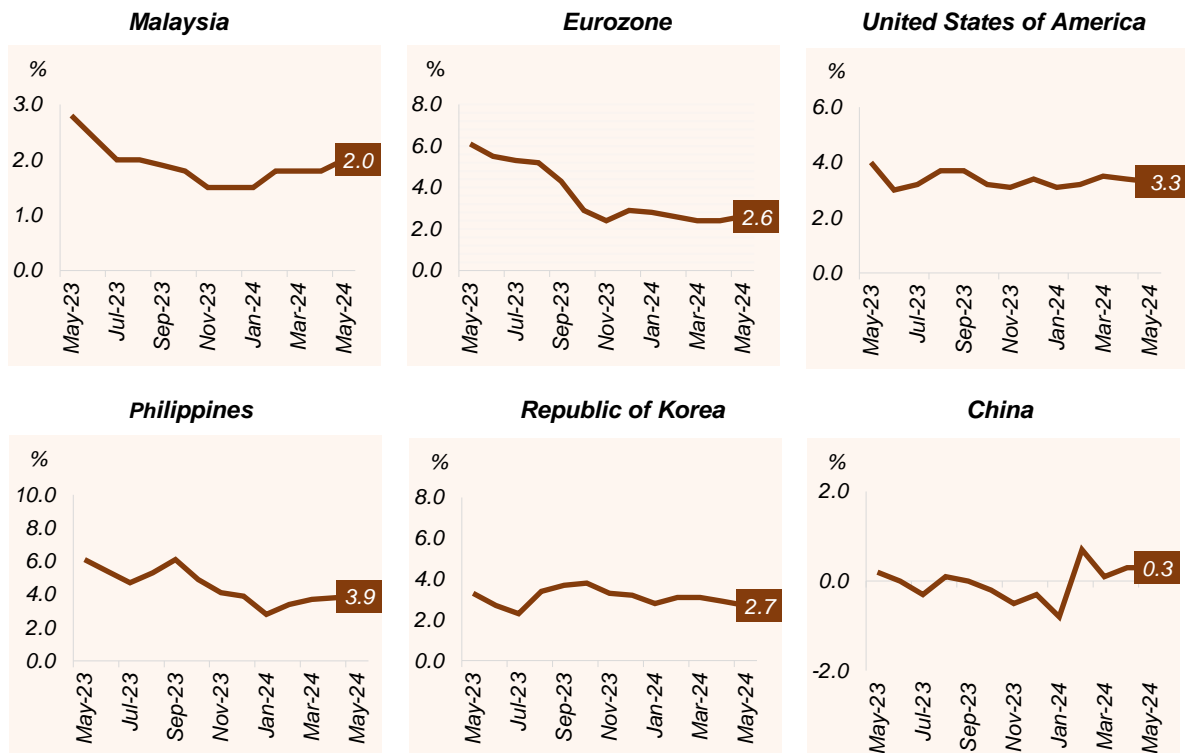


Note: W.P. refers to Wilayah Persekutuan

April 2024 | May 2024

Chart 10

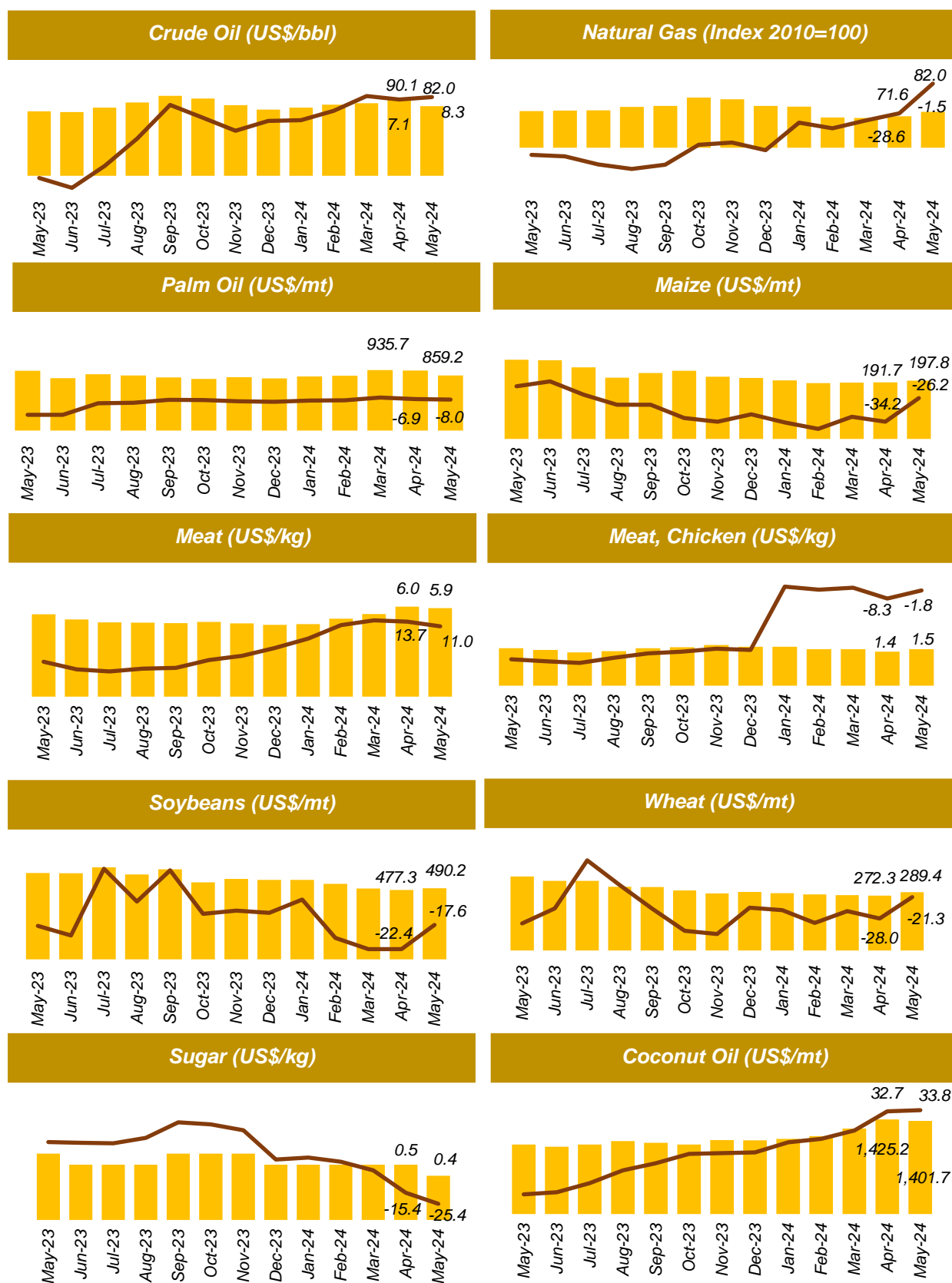
Inflation of Selected Countries, May 2023 - May 2024





**Chart 11**

**Global Selected Commodity Prices**



Global commodity price (US\$) — Percentage change year-on-year

Source: Commodity Monthly Prices, World Bank

**Notes:**

**Bbl** : Brazilian Butt Lift (barrel) (1bbl = 159 litres)

**Mt** : Million Tonne

**Mmbtu** : Metric Million British Thermal Unit