



MINISTRY OF ECONOMY
DEPARTMENT OF STATISTICS MALAYSIA

MEDIA STATEMENT
CONSUMER PRICE INDEX, MALAYSIA
APRIL 2024

Malaysia's inflation remained at 1.8 per cent in April 2024 for three consecutive months

PUTRAJAYA, 24 May 2024 – Malaysia's inflation remained at 1.8 per cent in April 2024 for three consecutive months with the index points recorded at 132.4 as against 130.0 in the same month of the previous year. The Department of Statistics Malaysia (DOSM) reported today on the release of **CONSUMER PRICE INDEX (CPI), APRIL 2024**.

The increase in April 2024 was driven by the incline in the main group of Restaurant & Accommodation Services, 3.5 per cent (March 2024: 3.0%); Personal Care, Social Protection & Miscellaneous Goods & Services, 3.1 per cent (March 2024: 2.6%) and Housing, Water, Electricity, Gas & Other Fuels, 3.0 per cent (March 2024: 3.0%). Food & Beverages and Transports registered an increase of 2.0 per cent and 0.8 per cent respectively. Meanwhile, Information & Communication declined to negative 2.5 per cent, Clothing & Footwear (-0.3%) and Insurance & Financial Services (-0.1%) as compared to the same month of the previous year.

Chief Statistician Malaysia, Dato' Sri Dr. Mohd Uzir Mahidin said, inflation for Restaurant & Accommodation Services increased to 3.5 per cent in April 2024 as against 3.0 per cent in March 2024. This was contributed by the increase in the main subgroup of Beverage preparation services, 3.9 per cent (March 2024: 3.7%) and Accommodation services, 2.4 per cent (March 2024: 0.6%).

Inflation for Personal Care, Social Protection & Miscellaneous Goods & Services increased by 3.1 per cent in April 2024 as compared to 2.6 per cent in March 2024. The increase was due to the higher increase for expenditure class of Jewellery & watches at 17.0 per cent (March 2024: 16.1%) in tandem with the rise in the gold price in the global market in April 2024. The inflation for the Housing, Water, Electricity, Gas & Other Fuels increased at the same rate of 3.0 per cent which was also recorded in March 2024. This increase was driven by a higher increase in the subgroup of Water supply & miscellaneous services relating to the dwelling (31.6%).

The Food & Beverages group which contributes 29.8 per cent of the total CPI weight recorded an increase of 2.0 per cent in April 2024 (March 2024: 1.7%). The main subgroup of Food at home increased marginally to 0.4 per cent in April 2024 (March 2024: 0.3%). The increase was contributed by the increase in most expenditure class. The expenditure class of Vegetables recorded an increase of 3.2 per cent as compared to March 2024 (0.0%). This was followed by the expenditure class of Cereals & cereal products (1.9%); Sugar, confectionery & desserts (1.3%); Milk, other dairy products & eggs (1.0%) and Fruits & nuts (0.9%). However, both Fish & other seafood and Meat recorded a decline of negative 2.3 per cent and negative 0.9 per cent respectively.

The inflation for the expenditure class of Meat recorded a decline to negative 0.9 per cent in April 2024 (March 2024: 0.2%). Chicken as the largest component comprised of 32.6 per cent in the expenditure class of Meat recorded further decline to negative 3.5 per cent (March 2024: -1.1%). Based on data collected by DOSM, the average price of Standard chicken in Malaysia for April 2024 was RM10.13 per kilogramme as compared to RM10.45 per kilogramme in April 2023 (March 2024: RM10.28). Meanwhile, the average price of Standard chicken in Peninsular Malaysia for April 2024 was RM9.55 per kilogramme as compared to RM9.91 per kilogramme in April 2023 (March 2024: RM9.53).

Meanwhile, the main subgroup of Food away from home increased higher to 4.0 per cent as compared to 3.5 per cent in the previous month. Among the items that recorded a higher increase as compared to the preceding month were Rice with side dishes, Fried rice, Food made from noodles, and Chicken rice.

Inflation for Transport eased to 0.8 per cent in April 2024 as compared to 1.3 per cent in March 2024. The increase was due to the main subgroup of Operation of personal transport equipment which increased to 1.3 per cent in April 2024 (March 2024: 1.4%). The average price of Unleaded petrol RON97 in April 2024 was RM3.47 per litre as against RM3.35 per litre in April 2023 (March 2024: RM3.47).

Chief Statistician Malaysia, Dato' Sri Dr. Mohd Uzir Mahidin also added, with regards to inflation at the state level, most of the states recorded increases below the national inflation level of 1.8 per cent. However, four states recorded increases above the national inflation level namely Pulau Pinang (3.2%), Sarawak (2.8%), Pahang (2.4%) and Selangor (2.2%). All states registered an increase in the inflation of Food & Beverages. The highest increase was recorded by Selangor at 3.7 per cent, followed by Pulau Pinang (3.1%), Wilayah Persekutuan Putrajaya (2.9%) and Sarawak (2.1%). Meanwhile, other states showed an increase below the national inflation of Food & Beverages of 2.0 per cent in April 2024.

The overall monthly inflation recorded an increase of 0.2 per cent as compared to 0.1 per cent recorded in March 2024. The increase was mainly driven by Personal Care, Social Protection & Miscellaneous Goods & Services (0.9%), Recreation, Sport & Culture (0.8%) and Restaurant & Accommodation Services (0.3%). Meanwhile, core inflation in April 2024 increased to 1.9 per cent as compared to 1.7 per cent recorded in March 2024. This was due to increase in Restaurant & Accommodation Services and Food & Beverages at 3.5 per cent and 3.2 per cent respectively, followed by Personal Care, Social Protection & Miscellaneous Goods & Services (3.1%).

In comparison to inflation in other selected countries, inflation in Malaysia (1.8%) was lower than inflation in Vietnam (4.4%), Philippines (3.8%), United States of America (3.4%), Indonesia (3.0%) and Republic of Korea (2.9%). However, the rate is higher than Thailand (0.2%) and China (0.3%).

Embargo: Only to be published or disseminated at 1200 hour, Friday, 24 May 2024

The Department of Statistics Malaysia (DOSM) has launched OpenDOSM NextGen as a medium that provides a catalogue of data and visualisations to facilitate users' analysis of various data and can be accessed through <https://open.dosm.gov.my> .

DOSM will conduct the Agricultural Census in 2024. Please visit <https://www.myagricensus.gov.my/> for more information. The theme is "Agriculture Census, Key to Agricultural Development."

The Government of Malaysia has declared National Statistics Day (MyStats Day) on October 20th each year. MyStats Day theme is "Statistics is the Essence of Life". DOSM commemorates its 75th Diamond Jubilee in 2024.

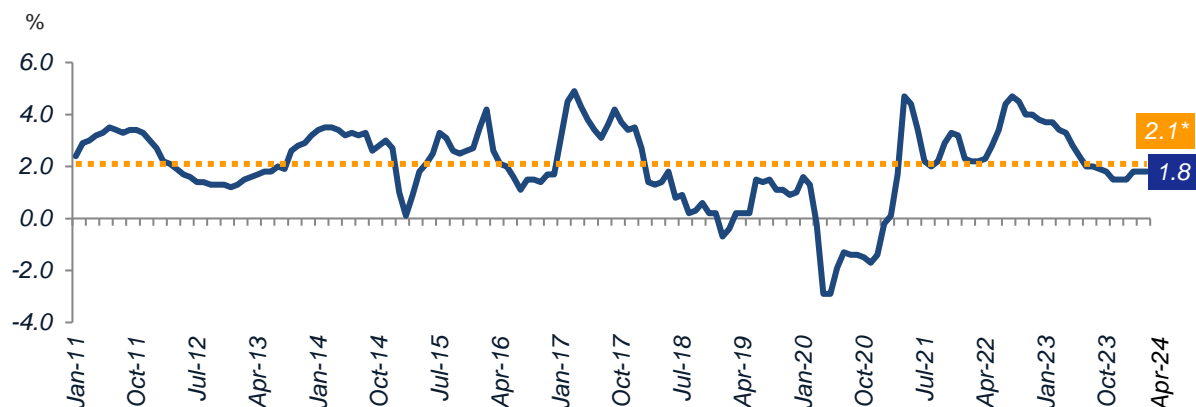
Released by:

**THE OFFICE OF CHIEF STATISTICIAN MALAYSIA
DEPARTMENT OF STATISTICS MALAYSIA
24 MAY 2024**

Embargo: Only to be published or disseminated at 1200 hour, Friday, 24 May 2024

Chart 1

Malaysia Headline Inflation, January 2011 - April 2024



Note: * Average inflation for the period of January 2011 to April 2024

Chart 2

Malaysia Headline Inflation, Core Inflation and Inflation without Fuel, April 2023 - April 2024

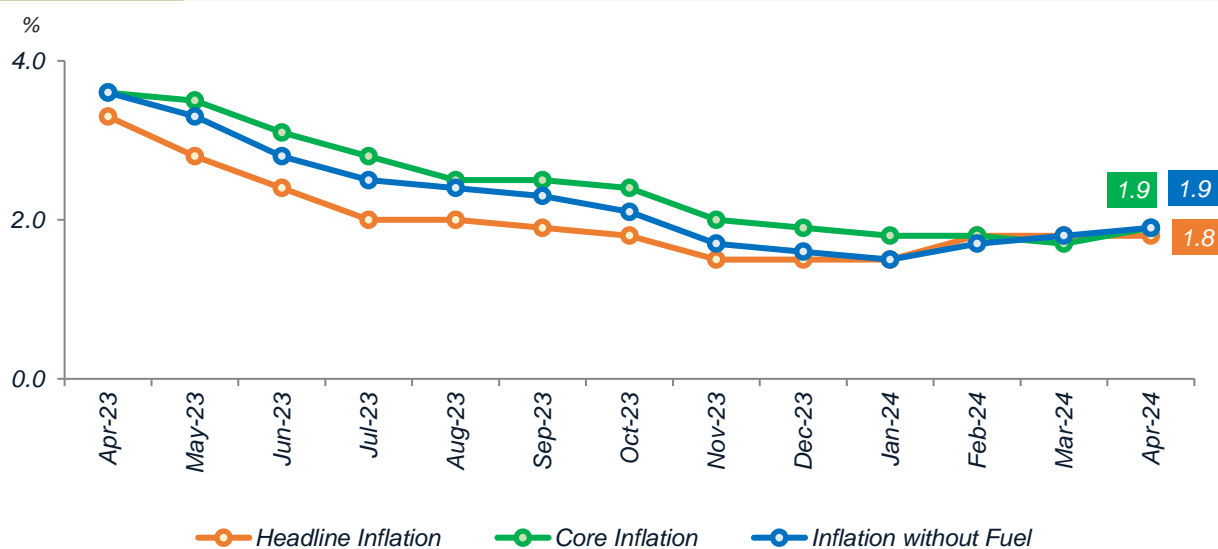


Chart 3

Inflation for Income Group Below RM3,000, April 2023 - April 2024

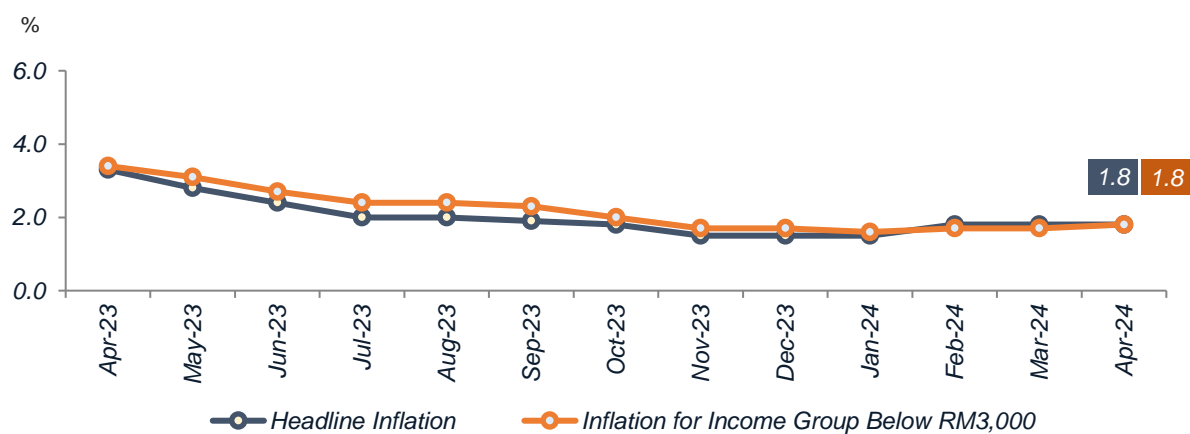



Chart 4

Inflation by Quadrant, March 2024 & April 2024



Note: Starting January 2024, 62 new items were updated in CPI basket

Chart 5

Distribution of Inflation for Food and Non-Food that Increased ≤10%, March 2024 & April 2024

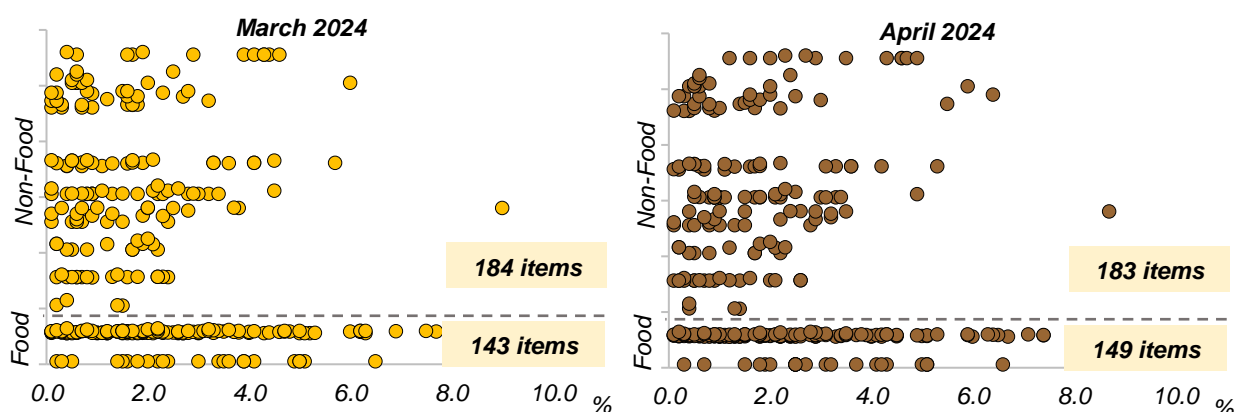


Chart 6

Average Price of Unleaded Petrol RON95, Unleaded Petrol RON97 and Diesel, April 2023 - April 2024

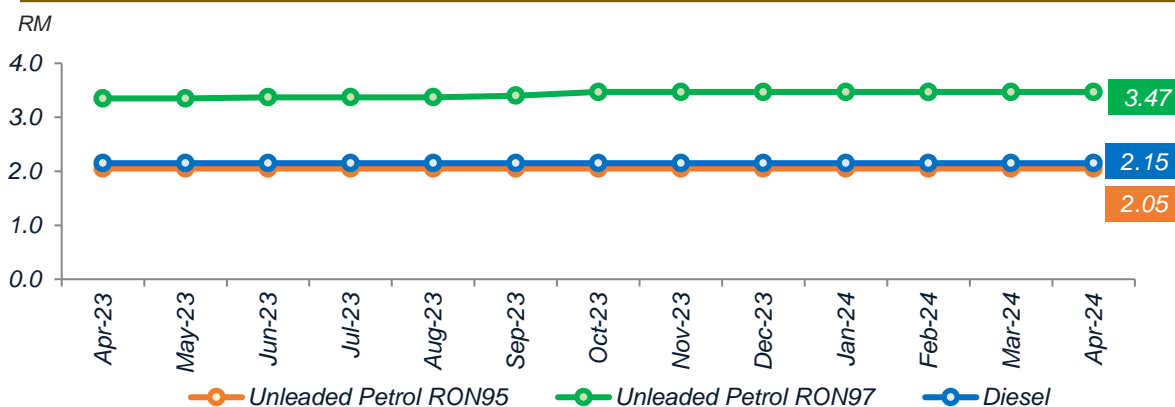


Chart 7

Inflation by Main Group, March 2024 & April 2024

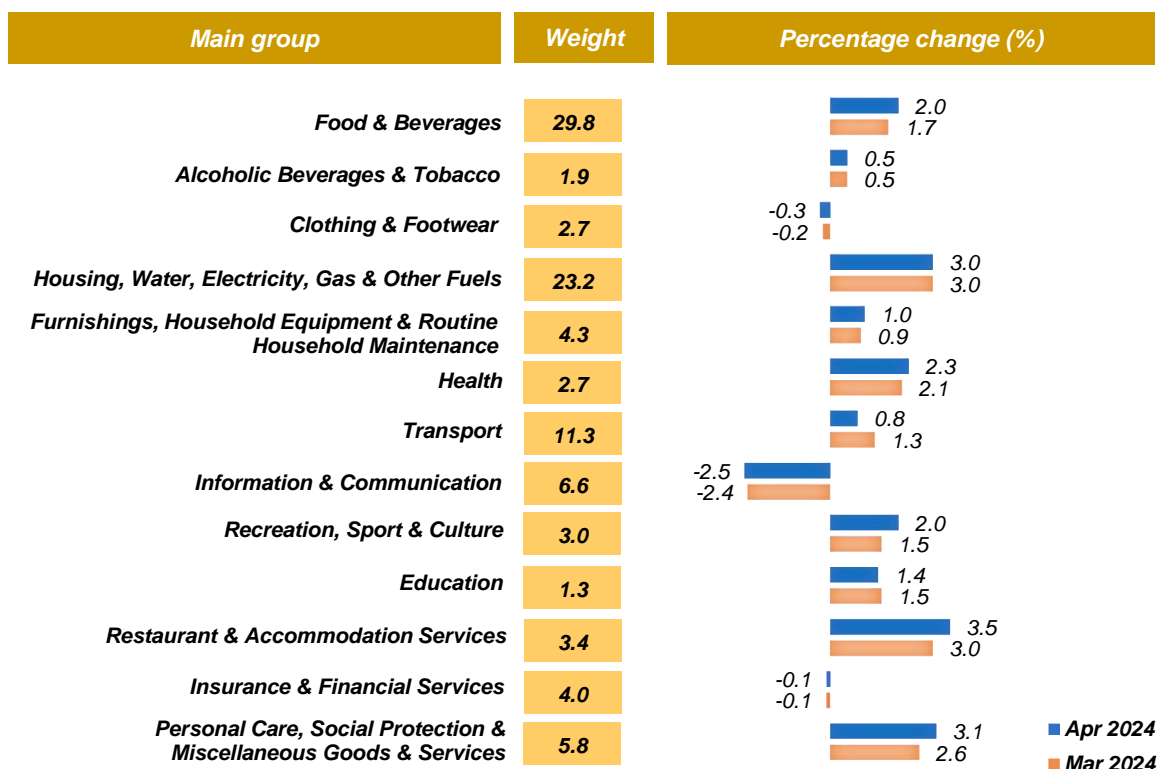


Chart 8

Inflation for Food & Beverages, April 2023 - April 2024

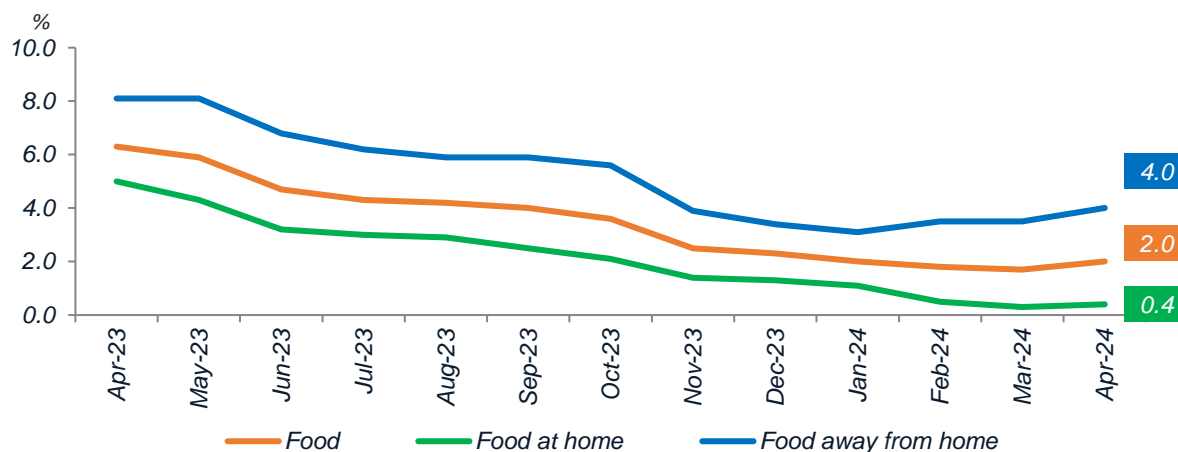
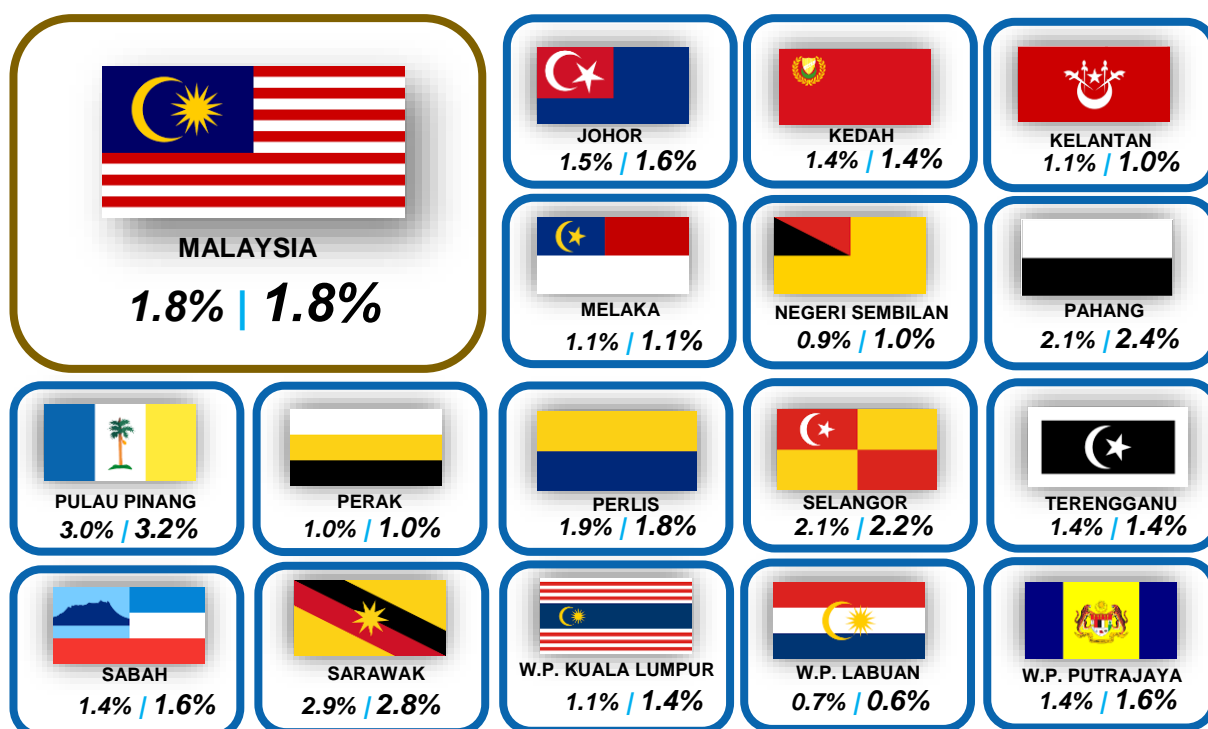


Chart 9

Inflation by State, March 2024 & April 2024



Note: W.P. refers to Wilayah Persekutuan

March 2024 | April 2024

Chart 10

Inflation of Selected Countries, April 2023 - April 2024

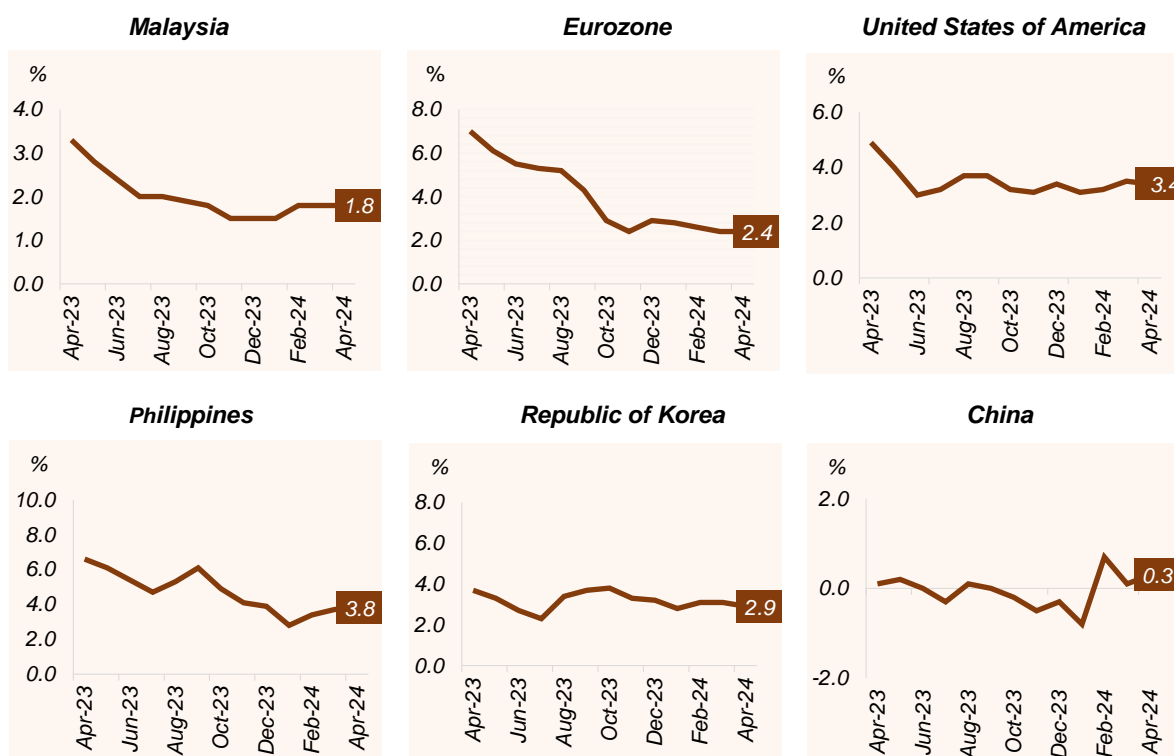
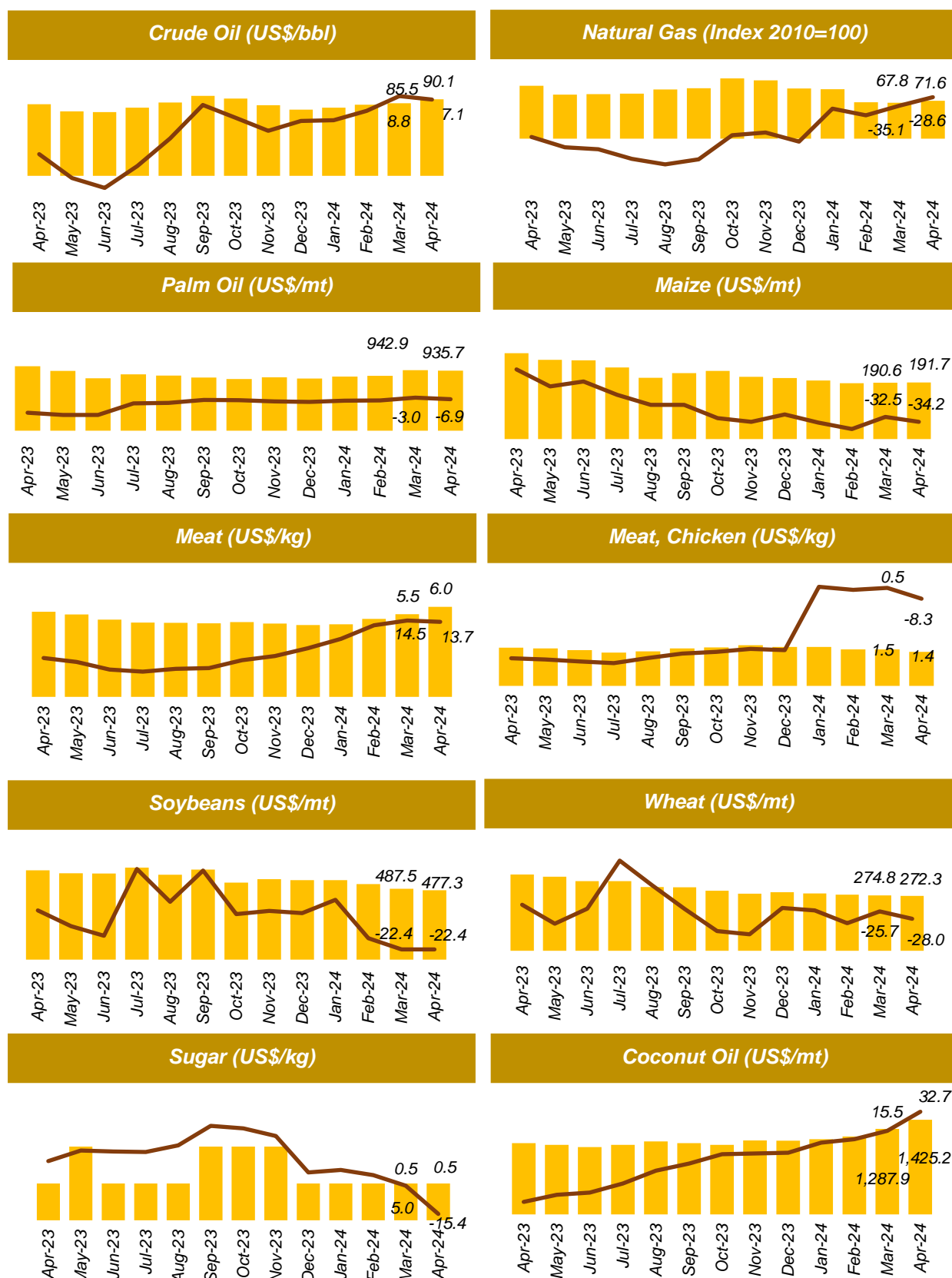


Chart 11

Global Selected Commodity Prices



Global commodity price (US\$) — Percentage change year-on-year

Source: Commodity Monthly Prices, World Bank

Notes:

Bbl : Brazilian Butt Lift (barrel) (1bbl = 159 litres)

Mt : Million Tonne

Mmbtu : Metric Million British Thermal Unit