



MINISTRY OF ECONOMY
DEPARTMENT OF STATISTICS MALAYSIA

MEDIA STATEMENT EMPLOYMENT STATISTICS, MALAYSIA FIRST QUARTER OF 2024

A total of 8.94 million jobs was recorded during the first quarter of 2024, the highest recorded since 2018

PUTRAJAYA, 15 May 2024 – A total of 8.94 million jobs was recorded during the first quarter of 2024, the highest recorded since 2018, the Department of Statistics Malaysia (DOSM) reported today. These statistics are published in the report of **Employment Statistics, First Quarter of 2024** based on the Employment Survey conducted on registered businesses in the private sector. The report presents the labour demand statistics, encompassing of the number of jobs, filled jobs, jobs vacancy and jobs created indicators by skills category and economic activity.

In a statement today, the Chief Statistician Malaysia, Dato' Sri Dr. Mohd Uzir Mahidin said, "The number of jobs uptick by 1.5 per cent or equivalent to 131.7 thousand during the first quarter of 2024 registering 8.94 million jobs compared to the corresponding quarter last year (Q1 2023: 8.81 million). The growth in the number of jobs indicated that the labour demand in Malaysia may continue to be favourable in 2024, as Malaysia's economy is predicted to expand at a quicker rate of 4 to 5 per cent subsequent to the external demand and greater investment."

Commenting on the job situation by economic activity, the number of filled jobs was on an upward trend, with a year-on-year performance rose by 1.5 per cent from 8.61 million in Q1 2023 to 8.75 million in Q1 2024. Meanwhile, the number of jobs vacancy during this quarter continued to be on a downtrend, with a marginal decrease of 0.4 per cent to record 191.9 thousand vacancies (Q1 2023: 192.6 thousand). Nevertheless, the filled jobs rate remained high as in the prior quarter at 97.9 per cent while the vacancy rate was 2.1 per cent. In addition, the number of jobs created for this quarter has increased by 1.3 per cent to 32.1 thousand (Q1 2023: 31.7 thousand).

Adding to this, the Chief Statistician stated that the number of filled jobs remained stable in line with the development of current economic situation which was also portrayed by a positive year-on-year growth in all economic sectors during this quarter. The Agriculture sector registered the highest growth at 4.0 per cent, followed by Services (1.8%) and Manufacturing (1.1%). Disaggregating the filled jobs by economic

sector, Services sector emerged as the largest composition comprising of 52.7 per cent or equivalent to 4.61 million, followed by Manufacturing (26.9%; 2.35 million) and Construction (14.2%; 1.24 million). Out of the total number of filled jobs, the semi-skilled category led the chart with 5.48 million jobs (62.7%), followed by skilled with 2.19 million (25.1%) and low-skilled with 1.07 million (12.2%).

Explaining further on jobs vacancy by economic activity, he added, “Jobs vacancy during this quarter edged down by 0.4 per cent year-on-year to record 191.9 thousand vacancies as compared to Q1 2023 (192.6 thousand). By skills category, a total of 107.5 thousand vacancies, constituting 56.0 per cent of the total vacancies were concentrated in the semi-skilled category, followed by skilled at 24.9 per cent (47.8 thousand) and 19.1 per cent (36.6 thousand) in low-skilled. Looking at the breakdown by economic activities, the Manufacturing sector retained its position as the primary driver in jobs vacancy with 56.7 per cent (108.8 thousand) particularly in the Electrical, electronic and optical products sub-sector (33.4 thousand). Agriculture sector ranked second with 16.7 per cent vacancies (32.1 thousand) followed by Construction with 13.4 per cent (25.7 thousand).”

In the meantime, the Chief Statistician further highlighted that there were 32.1 thousand jobs created during this quarter, rose by 1.3 per cent against the same quarter of previous year (Q1 2023: 31.7 thousand). From the viewpoint of skills category, the semi-skilled category made up the biggest share at 61.9 per cent with 19.9 thousand, followed by skilled and low-skilled at 27.6 per cent (8.9 thousand) and 10.5 per cent (3.4 thousand) respectively. Across the economic activity, the Services sector registered the largest composition of jobs created at 49.5 per cent (15.9 thousand), mainly in the Wholesale and retail trade sub-sector (9.0 thousand). Followed suit by the Manufacturing sector with a share of 33.3 per cent, creating 10.7 thousand new jobs dominated by sub-sector of Electrical, electronic, and optical products with 3.7 thousand jobs created whereas Construction sector encompassed 11.9 per cent of jobs created (3.8 thousand).

Summarising his statement on today’s release, Dato’ Sri Dr. Mohd Uzir Mahidin said, “The positive momentum of all indicators in labour demand during this quarter signified the continuity of favourable performance in the economic sector. This was also in tandem with the increase of employed persons by 0.3 per cent which was reported in the Quarterly Labour Force Report, Q1 2024. Besides, the increase of the number of persons engaged by 1.7 per cent year-on-year in Services sector in Quarterly Services Statistics, Q1 2024 also parallel with this positive momentum. Looking ahead, the performance of the labour market may remain positive, steered by various labour-related initiatives such as Career Building initiative and Employment Support which was announced under the Budget 2024.”

Embargo: Only to be published or disseminated at 1200 hour, Wednesday, 15th May 2024

Time series statistics and more information on the labour market can be obtained from the Malaysia Labour Market Interactive Data (MyLMID) portal. For more information, please visit <https://mbls.dosm.gov.my/mylmid/> or scan the QR code below.



The Department of Statistics Malaysia (DOSM) has launched OpenDOSM NextGen as a medium that provides a catalogue of data and visualisations to facilitate users' analysis of various data and can be accessed through <https://open.dosm.gov.my>.

DOSM will conduct the Agricultural Census in 2024. Please visit <https://www.myagricensus.gov.my/> for more information. The theme is "Agriculture Census, Key to Agricultural Development."

The Government of Malaysia has declared National Statistics Day (MyStats Day) on October 20th each year. MyStats Day theme is "Statistics is the Essence of Life".

Exhibit 1: Employment Statistics, Q1 2024

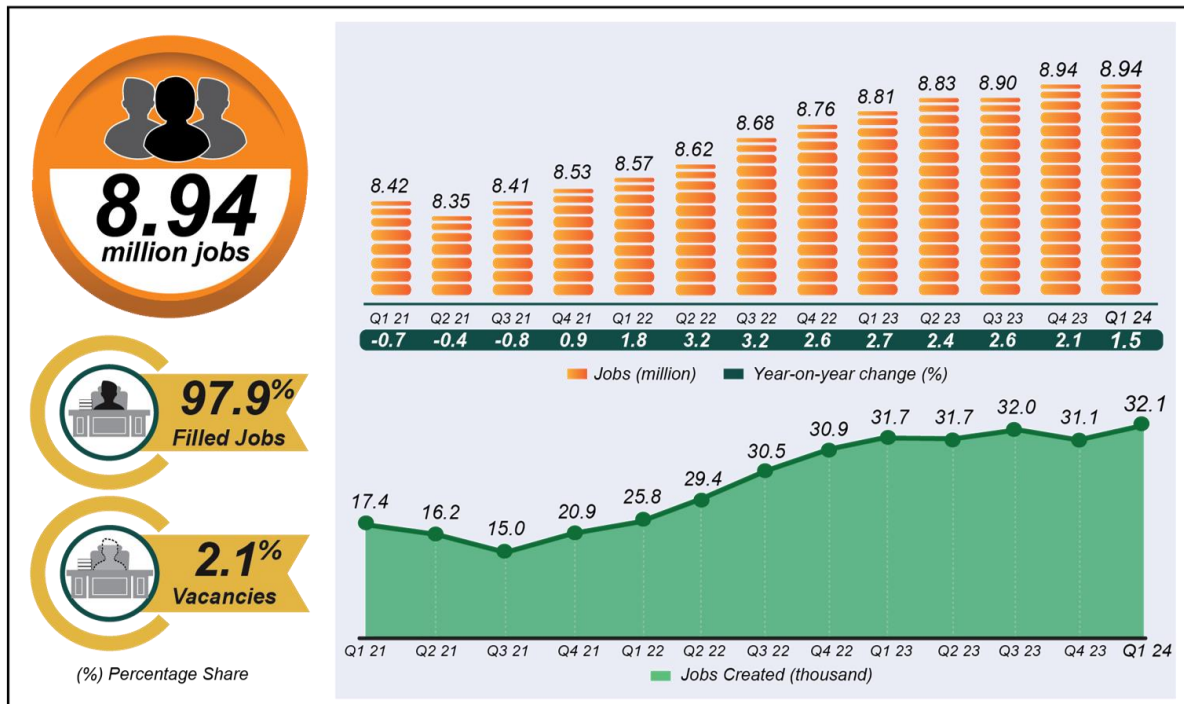


Exhibit 2: Labour Demand by Skill, Q1 2024

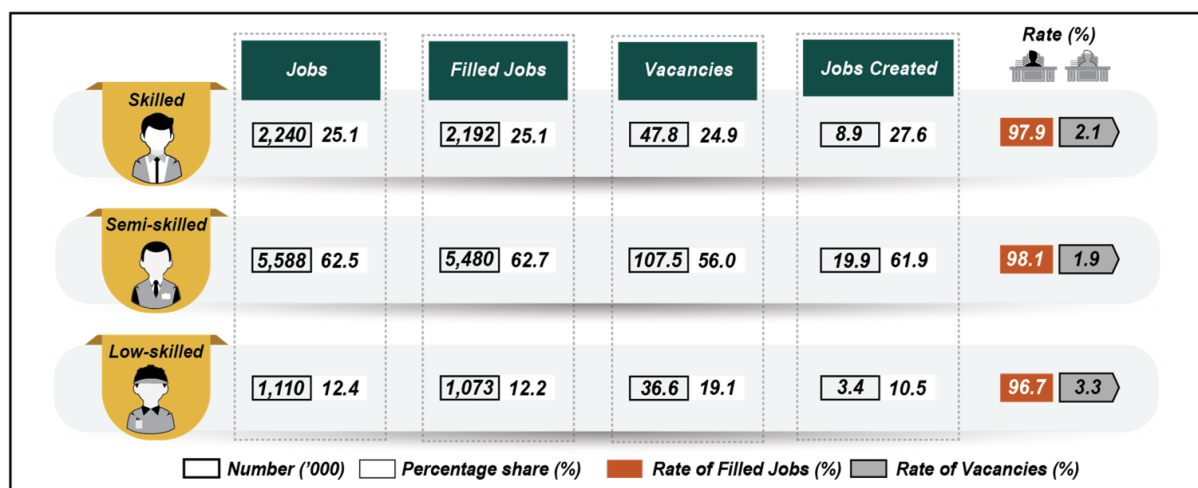
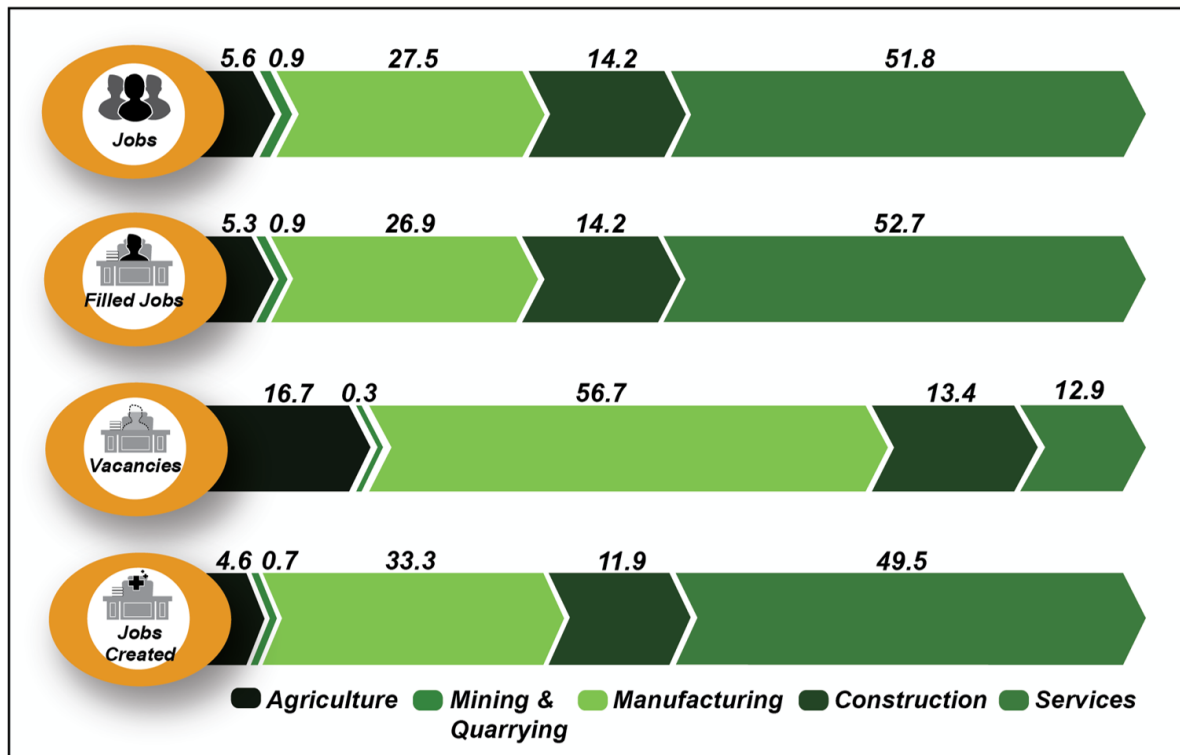


Exhibit 3: Labour Demand by Economic Activity, Q1 2024 (% Share)



Released by:

**THE OFFICE OF CHIEF STATISTICIAN MALAYSIA
DEPARTMENT OF STATISTICS MALAYSIA
15 MAY 2024**