



MINISTRY OF ECONOMY  
DEPARTMENT OF STATISTICS MALAYSIA

## **MEDIA STATEMENT EMPLOYMENT STATISTICS, MALAYSIA FOURTH QUARTER OF 2023**

---

***The fourth quarter of 2023 registered an additional 179.5 thousand jobs, bringing a total of 8.94 million jobs***

**PUTRAJAYA, 15 February 2024** – The fourth quarter of 2023 registered an additional 179.5 thousand jobs, bringing a total of 8.94 million jobs, the Department of Statistics Malaysia (DOSM) reported today. These statistics are published in the report of **Employment Statistics, Fourth Quarter of 2023** based on the Employment Survey conducted on registered businesses in the private sector. The report presents the labour demand statistics, encompassing of the number of jobs, filled jobs, job vacancies and jobs created indicators by skills category and economic activity.

In conjunction with the release today, the Chief Statistician Malaysia, Dato' Sri Dr. Mohd Uzir Mahidin said, "During the fourth quarter of 2023, jobs registered an increase of 2.1 per cent or equivalent to 179.5 thousand year-on-year to record 8.94 million jobs as against last year (Q4 2022: 8.76 million). The rise in the number of jobs indicated Malaysia's labour demand remains favourable and stable, thus being accommodative to the prevailing of economic outlook in 2024."

Elaborating further on the job situation in the economic sector, the Chief Statistician said, "The number of filled jobs based on year-on-year performance grew by 2.1 per cent from 8.56 million in Q4 2022 to 8.74 million in Q4 2023. Meanwhile, the number of job vacancies declined by 1.1 per cent to record 190.2 thousand vacancies in this quarter (Q4 2022: 192.4 thousand). Nonetheless, the filled jobs rate remained high at 97.9 per cent while the job vacancies rate was 2.1 per cent. As for the jobs created for this quarter, it has increased by 0.6 per cent or equivalent to 31.1 thousand (Q4 2022: 30.9 thousand)."

Analysing the filled jobs scenario during this quarter, the Chief Statistician added, "All economic sectors remained stable and demonstrated a positive year-on-year growth with Agriculture sector registered the highest growth at 3.6 per cent, followed by Manufacturing (2.4%) and Services (2.2%). In terms of composition by economic sector, a total of 4.60 million jobs, constituting 52.6 per cent of the total filled jobs were concentrated in the Services sector, followed by Manufacturing (27.0%; 2.36 million)

and Construction (14.2%; 1.24 million). In terms of skills category, the semi-skilled category made up the biggest share at 62.7 per cent with 5.48 million jobs, followed by the skilled and low-skilled category at 25.0 per cent (2.19 million) and 12.3 per cent (1.08 million) respectively.”

Commenting on job vacancies by economic activity, the Chief Statistician pointed out, “Job vacancies during this quarter experienced a downturn by 1.1 per cent year-on-year to record 190.2 thousand as compared to Q4 2022 (192.4 thousand). From the viewpoint of skills category, more than half of job vacancies in Q4 2023 were in the semi-skilled category comprising 55.5 per cent (105.6 thousand), followed by skilled at 25.3 per cent (48.1 thousand) and 19.2 per cent (36.5 thousand) in low-skilled category. In terms of economic activity, the Manufacturing sector retained its position as the primary driver in job vacancies with 56.8 per cent (108.0 thousand) primarily in the Electrical, electronic, and optical products sub-sector (33.1 thousand) and Petroleum, chemical, rubber, and plastic products (20.0 thousand). Agriculture sector ranked second with 16.3 per cent job vacancies (31.1 thousand) followed by Construction with 13.5 per cent (25.5 thousand).”

On another note, the Chief Statistician added, “More jobs creation was observed in this quarter, with a total of 31.1 thousand new jobs compared to the same quarter of previous year (Q4 2022: 30.9 thousand). In addition, comparing the annual jobs created, the number of jobs created in 2023 was the highest in the time series with 126.5 thousand than recorded in 2022 (116.7 thousand) and 2021 (69.5 thousand). This is underpinned by the robust support of domestic demand to meet the needs of the industry. Out of the total number of jobs created, the semi-skilled category led the chart with 19.3 thousand (62.3%), followed by skilled with 8.6 thousand (27.7%) and low-skilled with 3.1 thousand (10.0%). Looking at the breakdown of labour demand by economic activities, the vast majority of the new jobs created were in the Services sector with 15.1 thousand (48.7%), mainly in the Wholesale and retail trade sub-sector. The Manufacturing sector came second with 10.5 thousand jobs created with a share of 34.0 per cent, particularly in the Electrical, electronic and optical products sub-sector. The third place was the Construction sector (12.0%), followed by the Agriculture (4.6%) and the Mining and Quarrying (0.7%).”

Concluding his statement, the fourth quarter of 2023 saw moderate growth amid the lingering macroeconomic headwinds, geopolitical conflict and cautious business sentiment going into the year 2024. Nevertheless, the labour market is expected to remain stable in the upcoming quarter as a result of investments and growth in the majority of industries. Additionally, the demand in economic sector may continue to improve pursuant to the global recovery, increased consumer spending, and greater business activity.

Time series statistics and more information on the labour market can be obtained from the Malaysia Labour Market Interactive Data (MyLMID) portal. For more information, please visit <https://mbls.dosm.gov.my/mylmid/> or scan the QR code below.



The Department of Statistics Malaysia (DOSM) has launched OpenDOSM NextGen as a medium that provides a catalogue of data and visualisations to facilitate users' analysis of various data and can be accessed through <https://open.dosm.gov.my>.

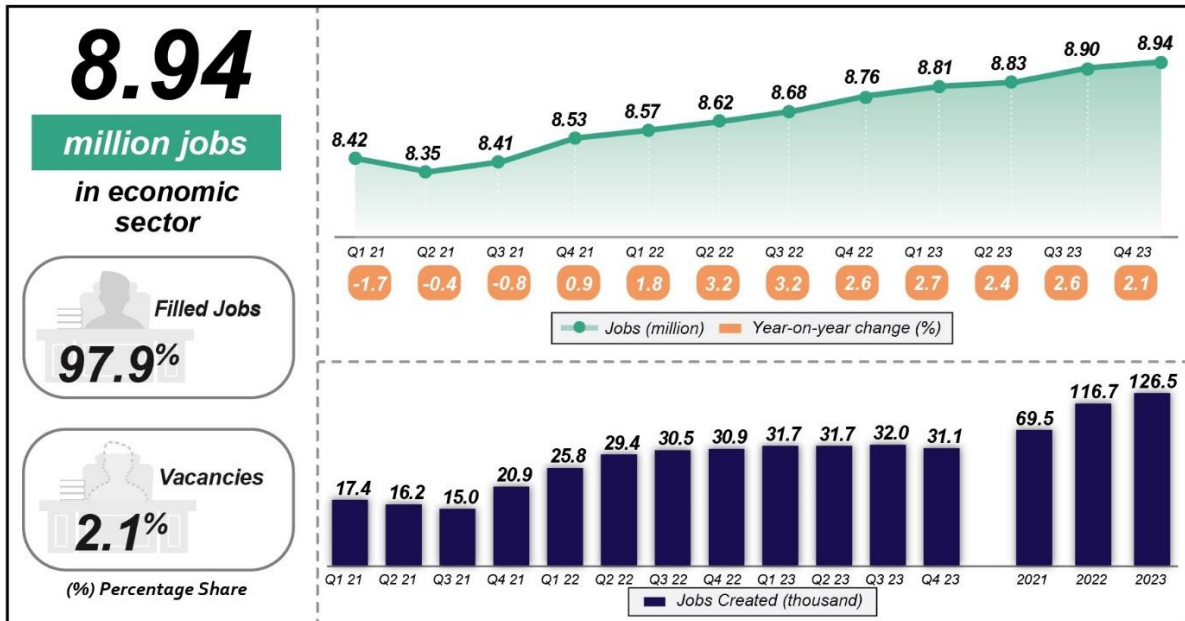
DOSM will conduct the Agricultural Census in 2024. Please visit <https://www.myagricensus.gov.my/> for more information. The theme is "Agriculture Census, Key to Agricultural Development."

The Government of Malaysia has declared National Statistics Day (MyStats Day) on October 20th each year. MyStats Day theme is "Statistics is the Essence of Life".

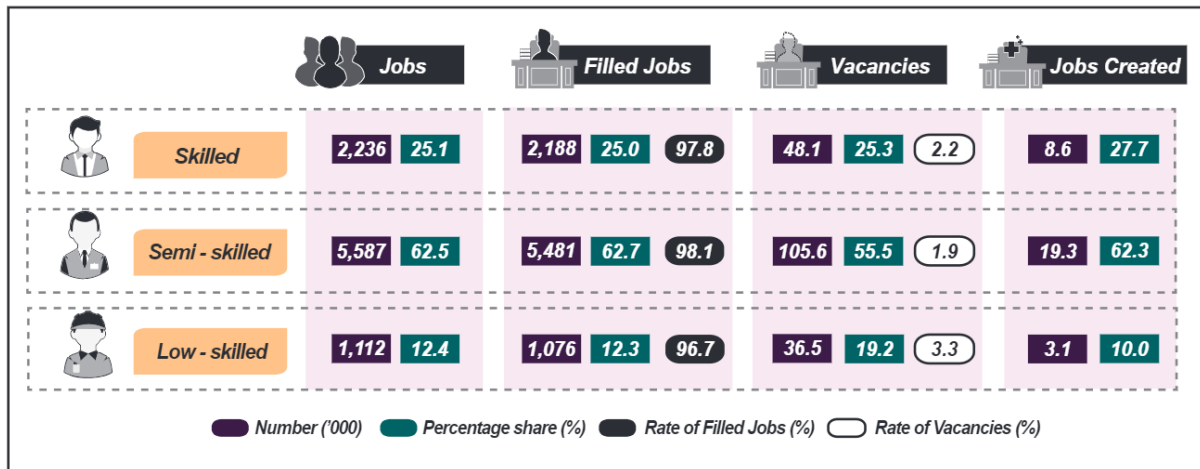
The Primary Database (PADU) was launched on 2 January 2024. PADU contains individual and household profiles covering citizens and permanent residents aged 18 and above in Malaysia. The main goal of PADU is to ensure that Malaysians are not left behind by the people-oriented initiatives implemented by the Government. Your kind cooperation is requested to register and update PADU by 31 March 2024. Please visit [www.padu.gov.my](http://www.padu.gov.my) for more information related to PADU or contact the following hotlines:

- i) Department of Statistics Malaysia: 1-800-88-7721
- ii) Complain online through SISPA: <https://padu.spab.gov.my>.

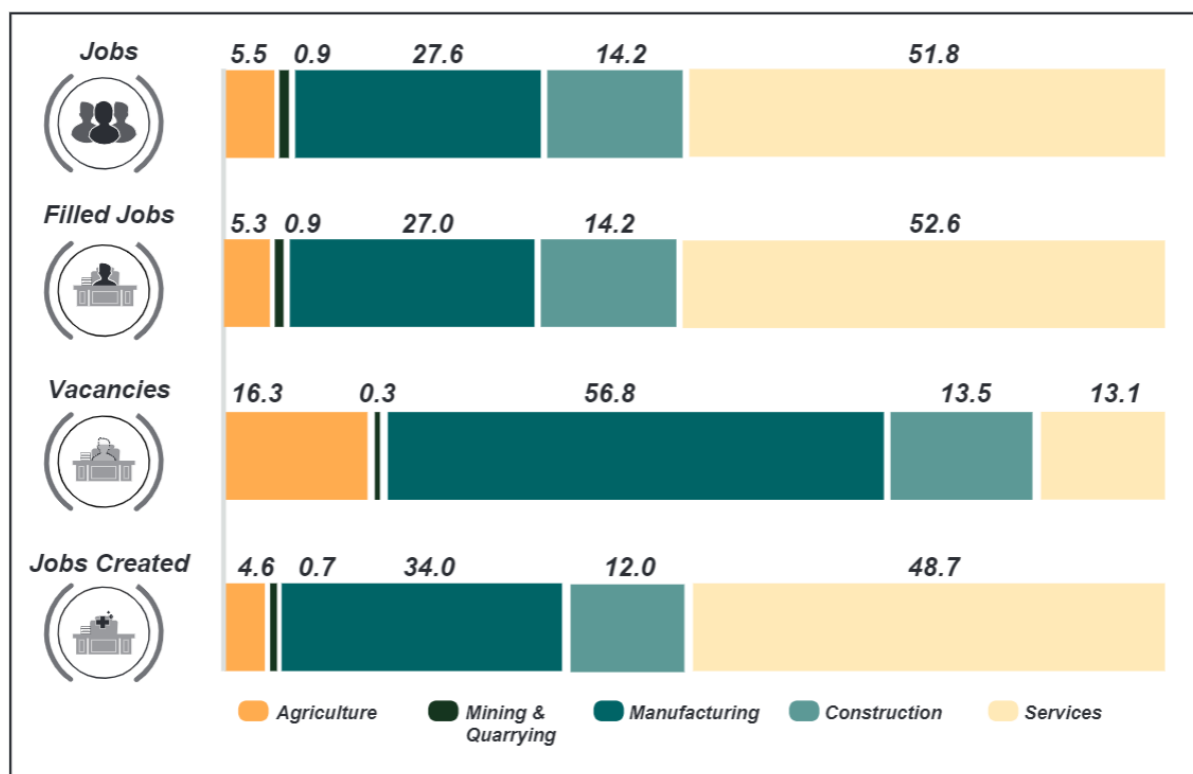
**Exhibit 1: Employment Statistics, Q4 2023**



**Exhibit 2: Labour Demand by Skill, Q4 2023**



**Exhibit 3: Labour Demand by Economic Activity, Q4 2023 (% Share)**



Released by:

**THE OFFICE OF CHIEF STATISTICIAN MALAYSIA  
DEPARTMENT OF STATISTICS MALAYSIA  
15 FEBRUARY 2024**