



MINISTRY OF ECONOMY  
DEPARTMENT OF STATISTICS MALAYSIA

**MEDIA STATEMENT**  
**EMPLOYEE WAGES STATISTICS (FORMAL SECTOR) REPORT,**  
**THIRD QUARTER 2023**

---

**The formal sector median monthly wages increased 5.5 per cent year-on-year to register RM2,600 at the end of the third quarter of 2023.**

**PUTRAJAYA, 24 January 2024** – *The formal sector median monthly wages increased 5.5 per cent year-on-year to register RM2,600 at the end of the third quarter of 2023, the Department of Statistics Malaysia (DOSM) reported on January 24<sup>th</sup> in its quarterly **EMPLOYEE WAGES STATISTICS (FORMAL SECTOR) REPORT's** summary.*

*Delving the findings from administrative data further, the Chief Statistician Malaysia, Dato' Sri Dr. Mohd Uzir Mahidin said, "The statistics showed that the number of citizen employees in formal sector increased 1.3 per cent to record 6.68 million persons in September 2023 compared to the same month in the previous year."*

*In terms of gender, male formal employees accounted for more than half of the total formal employees, constituting 55.4 per cent or equivalent to 3.70 million persons in September 2023. Male formal employees received median monthly wages of RM2,645 in September 2023, reflecting an increase of 5.8 per cent compared to September 2022. Meanwhile, female formal employees who represented 44.6 per cent of the total formal employees (2.98 million persons) earned median monthly wages of RM2,518 in September 2023.*

*Looking at detailed wage statistics by age group reported that formal employees aged 25 to 29 made up nearly one-fifth of the total formal employees in September 2023 accounting for 19.9 per cent or 1.33 million persons while the age group 65 years and above generates the least number of formal employees with 0.10 million persons or 1.5 per cent. The age group of 45 to 49 years old received the highest median monthly wages in September 2023, which is RM3,500. This age group also maintained the highest median monthly wages in July 2023 (RM3,482) and August 2023 (RM3,500). However, the age group below 20 years old received the lowest median monthly wages of RM1,500 in September 2023, remaining stagnant for three consecutive months throughout the third quarter of 2023.*

*Commenting further on wage situations by economic activity, the Chief Statistician said, "The median monthly wages witnessed a positive growth across all sectors in the third quarter of 2023. Specifically, the Mining and quarrying sector registered the highest median monthly wages with RM5,200 in September 2023. This sector also recorded the*

*highest year-on-year growth in September 2023 of 16.5 per cent. The Agriculture sector, comprising 1.9 per cent of the total formal employees, registered the lowest median monthly wages of RM1,982, showing a 6.3 per cent year-on-year increase in September 2023.”*

*Dato’ Sri Dr. Mohd Uzir Mahidin added, “All states indicated positive year-on-year growth in terms of the median monthly wages. Three states surpassed the national median monthly wages of RM2,600 in September 2023, with W.P. Kuala Lumpur recording the highest median monthly wages at RM3,800, followed by Selangor at RM2,900 and Pulau Pinang at RM2,645. In contrast, Kelantan, Perlis and Sabah showed the lowest median monthly wages during the same period, each registering figures of RM1,600, RM1,627 and RM1,800 respectively.”*

*In terms of wage distribution in September 2023, the Chief Statistician stated that 34.6 per cent of Malaysian formal employees earned below RM2,000. This proportion marks a decrease from 38.1 per cent recorded in the previous year. Concurrently, approximately 7.5 per cent of formal employees earned monthly wages of RM10,000 and above in September 2023. In the meantime, the percentile analysis indicates that the 10<sup>th</sup> percentile of formal employees earned wages equal to or less than RM1,500 per month. However, this group experienced a notable monthly wage increase of 10.0 per cent compared to the same month in the previous year (September 2022: RM1,364). The wage ratio between the highest wage group (90<sup>th</sup> percentile) and the lowest wage earner group (10<sup>th</sup> percentile) illustrates that the highest wage earner group received the wage more than five times compared to the lowest wage earner group.*

*Concluding his statement on today’s release, Dato’ Sri Dr Mohd Uzir Mahidin said, “These statistics are based on administrative data sources obtained from relevant agencies, which focus on the citizens who work in the formal sector, notably in the private sector. Looking ahead, DOSM will continue to strengthen the compilation and production of employee wage statistics by integrating various administrative data to produce more comprehensive statistics for a deeper understanding of Malaysia’s labour market dynamics.”*

*Time series statistics and more information on the labour market can be obtained from the Malaysia Labour Market Interactive Data (MyLMID) portal. For more information, please visit <https://mbls.dosm.gov.my/mylmid/> or scan the QR code below.*



*The Department of Statistics Malaysia (DOSM) has launched OpenDOSM NextGen as a medium that provides a catalog of data and visualisations to facilitate users' analysis of various data and can be accessed through <https://open.dosm.gov.my>.*

*DOSM will conduct the Agricultural Census in 2024. Please visit <https://www.myagricensus.gov.my/> for more information. The theme is "Agriculture Census, Key to Agricultural Development."*

*The Government of Malaysia has declared National Statistics Day (MyStats Day) on October 20th each year. MyStats Day theme is "Statistics is the Essence of Life".*

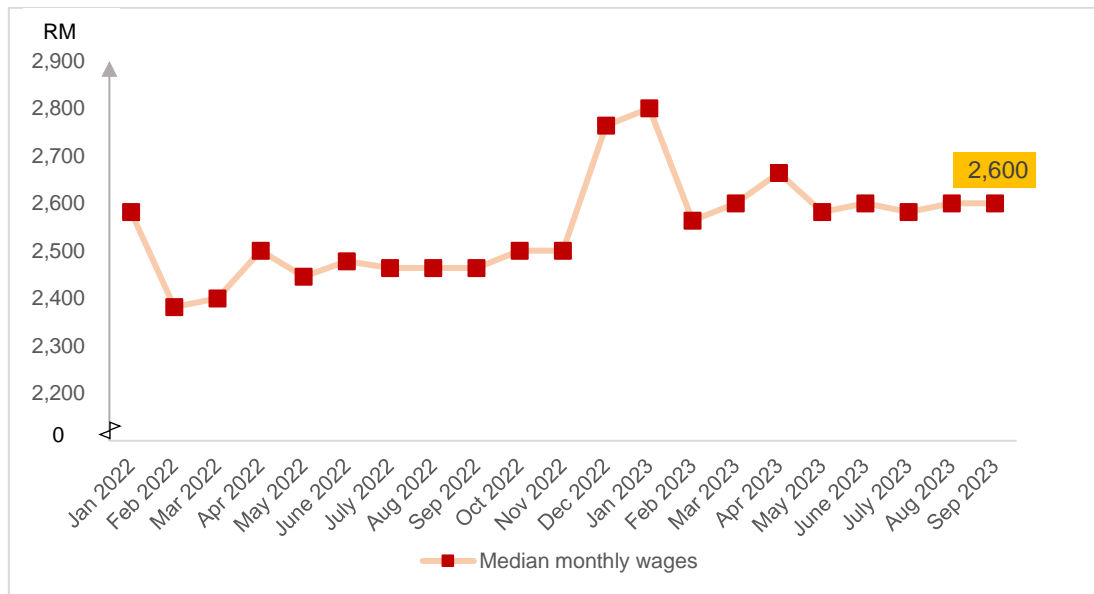
*The Central Database (PADU) was launched on 2 January 2024. PADU contains individual and household profiles covering citizens and permanent residents of Malaysia. The main goal of PADU is to ensure that Malaysians are not left behind from citizen centric initiatives implemented by the Government. Your kind cooperation is requested to register and update PADU by 31 March 2024. Please visit <https://www.padu.gov.my> for more information related to PADU or contact the following hotlines:*

- i) Department of Statistics Malaysia : 1-800-88-7720 /1-800-88-7721*
- ii) Online Enquiries through SISPA: <https://padu.spab.gov.my>.*

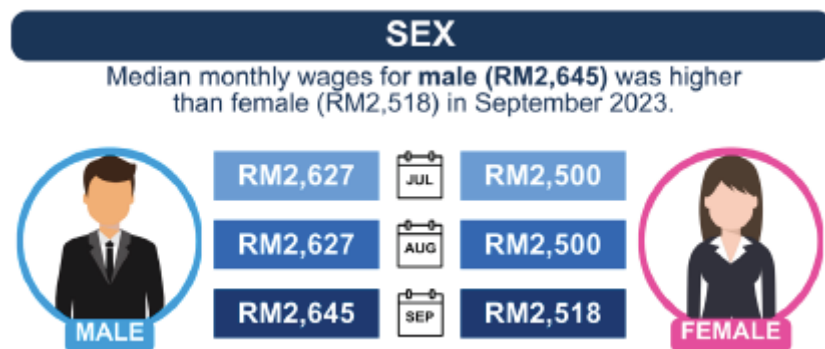
*Released by:*

**THE OFFICE OF CHIEF STATISTICIAN MALAYSIA  
DEPARTMENT OF STATISTICS MALAYSIA  
24 JANUARY 2024**

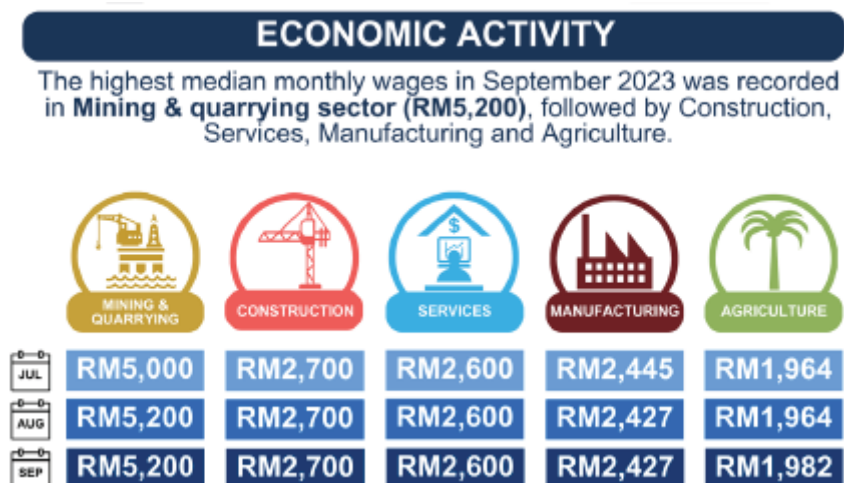
**Exhibit 1: Median Monthly Wages, January 2022 – September 2023**



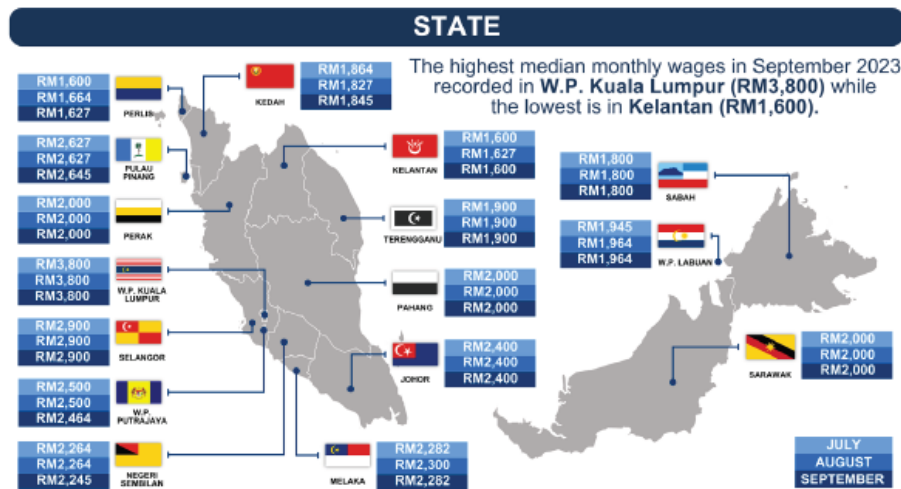
**Exhibit 2: Median Monthly Wages by Gender, July – September 2023**



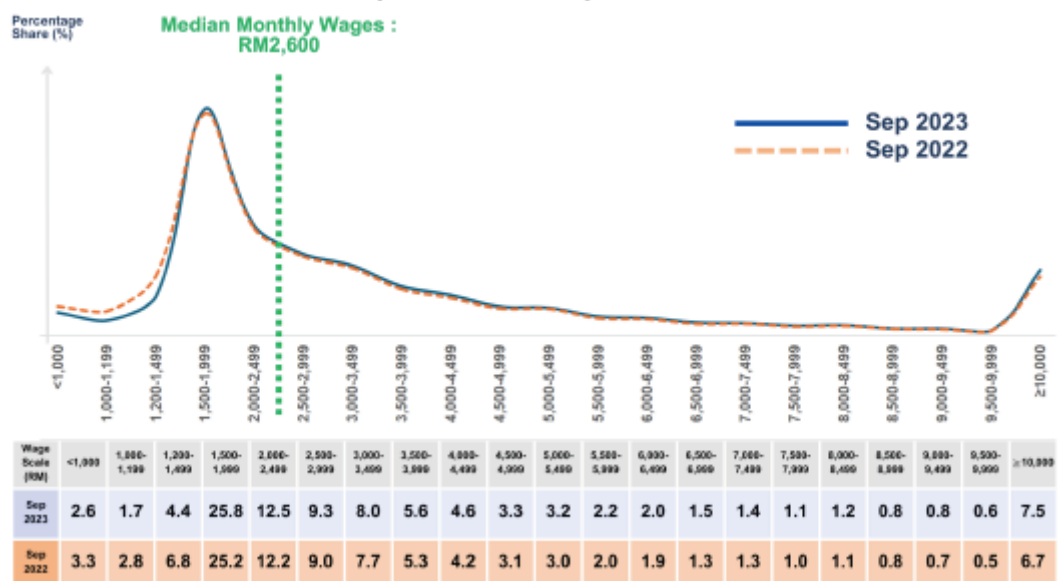
**Exhibit 3: Median Monthly Wages by Economic Activity, July – September 2023**



**Exhibit 4: Median Monthly Wages by State, July – September 2023**



**Exhibit 5: Employee Wages Distribution by Wage Scale, September 2022 & September 2023**



Released by:  
**THE OFFICE OF CHIEF STATISTICIAN MALAYSIA**  
**DEPARTMENT OF STATISTICS, MALAYSIA**  
**24 JANUARY 2024**