



MINISTRY OF ECONOMY  
DEPARTMENT OF STATISTICS MALAYSIA

**MEDIA STATEMENT**  
**BUMIPUTERA STATISTICS 2023**

---

***Bumiputera Statistics 2023 provides selected statistics in social and economic areas; Bumiputera accounted for 92.7 per cent and 83.8 per cent of assistant medical officers and nurses, respectively in 2022***

**PUTRAJAYA, DECEMBER 19, 2023** – Today, the Department of Statistics Malaysia (DOSM) published **BUMIPUTERA STATISTICS 2023**. This publication displays selected Bumiputera statistics in social and economic area at national and state level for reference year from 2015 to 2023. It covers Bumiputera social and economic fields including population, employment, household income and expenditure, health, tourism, registered professions, and real estate. Data sources for this publication are obtained from various ministries and agencies as well as data published by DOSM.

According to Dato' Sri Dr. Mohd Uzir Mahidin, Chief Statistician Malaysia, "Participation in selected professional showed that Bumiputera accounted for 92.7 per cent and 83.8 per cent of assistant medical officers and nurses in 2022. Meanwhile, the Bumiputera accounted for 60.8 per cent of land surveyor, 61.5 per cent of quantity surveyor, 52.8 per cent of dentist, and 52.7 per cent of interior designer. However, Bumiputera registered below 50.0 per cent participation in architects (41.2%), lawyer (38.2%), and accountant (31.8%)."

Looking at estimated population for 2023, Bumiputera population made up 63.9 per cent (21.3 million) of 33.4 million population in Malaysia. Meanwhile, share of Non-Bumiputera and Non-Citizen was 27.2 per cent and 8.9 per cent, respectively. Male Bumiputera population were estimated at 10.8 million persons, while females were 10.5 million persons. The Bumiputera gender ratio was 102 males compared to 100 females.

*In terms of demographic statistics, the number of live births for Bumiputera in 2022 was 344,281. Life expectancy for Bumiputera at birth in 2023 were 71.5 years for male and 76.3 years for female. Meanwhile, the total fertility rate for a Bumiputera female in 2022 was 2.0 (2021: 2.1). Furthermore, the number of deaths for Bumiputera recorded in 2022 was 130,541 deaths. Three main causes of medically confirmed for Bumiputera deaths in 2022 were Ischemic heart diseases (12,855 deaths), Pneumonia (10,642 deaths), and Cerebrovascular diseases (6,218 deaths).*

*Findings related to the labour force in 2022 showed that a total of 9.6 million labour force were Bumiputera (Male: 5.8 million; Female: 3.9 million). The labour force participation rate (LFPR) for Bumiputera increased to 67.1 per cent compared to 2021 (65.8%). In terms of gender, the LFPR for Bumiputera male and female were 80.0 per cent and 54.1 per cent, respectively. Based on educational attainment, the share of Bumiputera labour force having educational attainment at secondary and below was at 62.3 per cent. Meanwhile, 37.7 per cent of Bumiputera labour force attained tertiary education (2021: 36.8%). Next, the unemployment rate among Bumiputera was 4.0 per cent (2021: 5.0%).*

*In terms of graduate statistics, the number of Bumiputera graduates registered in 2022 was 3.8 million persons (Male: 1.7 million; Female: 2.2 million). The LFPR of male Bumiputera graduates in 2022 was stood at 88.3 per cent as compared to the previous year. Meanwhile, LFPR for female graduates slightly increased to 82.9 per cent (2021: 82.1%).*

*For property transactions in 2022, Bumiputera recorded 121,997 residential property transactions with a contribution of 36.8 per cent (RM34.7 billion) to the total of transfer value of residential property (RM94.3 billion). Meanwhile, Bumiputera made 3,774 transactions of commercial property with a transfer value of RM2.1 billion (2021: RM1.5 billion).*

*From a welfare perspective, the number of Bumiputera registered at the General Welfare Institution under the Department of Social Welfare in 2022 was 2,714 persons (2021: 2,948 persons). Out of the total, 1,096 persons were in Child Care Centre, 637*

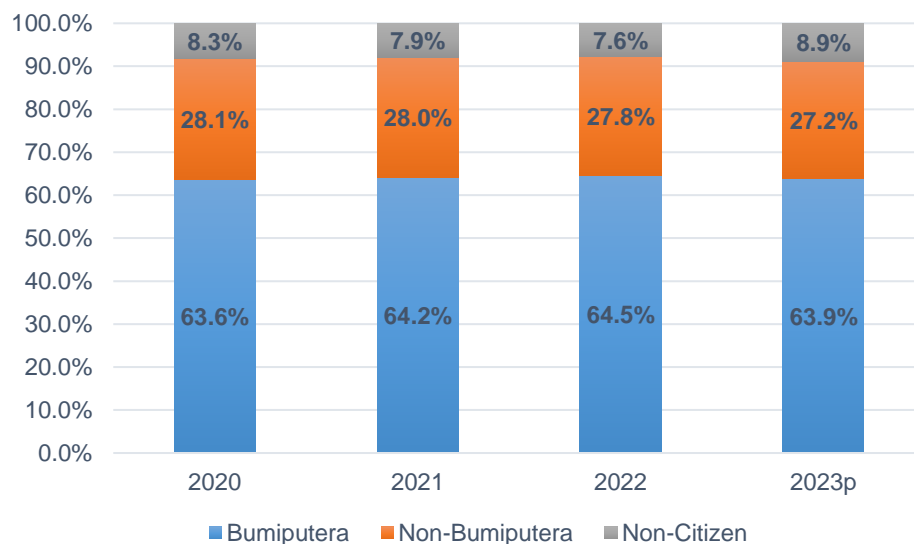
persons in Institutions for Disabled, and 981 persons were in Institutions for Elderly and Destitute.

DOSM has launched OpenDOSM NextGen as a medium that provides a catalogue of data and visualisation to facilitate users in analysing various data. OpenDOSM NextGen is an open source data sharing platform and accessible through <https://open.dosm.gov.my> portal.

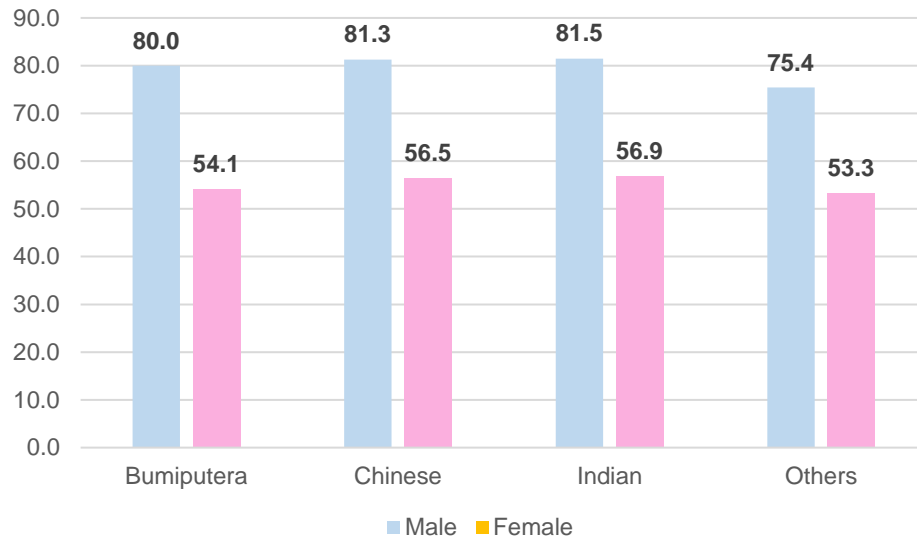
The Department of Statistics Malaysia (DOSM) will conduct the Agriculture Census in 2024. Please visit <https://www.myagricensus.gov.my/> for more information. The theme is “Agriculture Census, Key to Agricultural Development.”

The Government of Malaysia has declared National Statistics Day (MyStats Day) on October 20 each year. MyStats Day theme is “Statistics is the Essence of Life”.

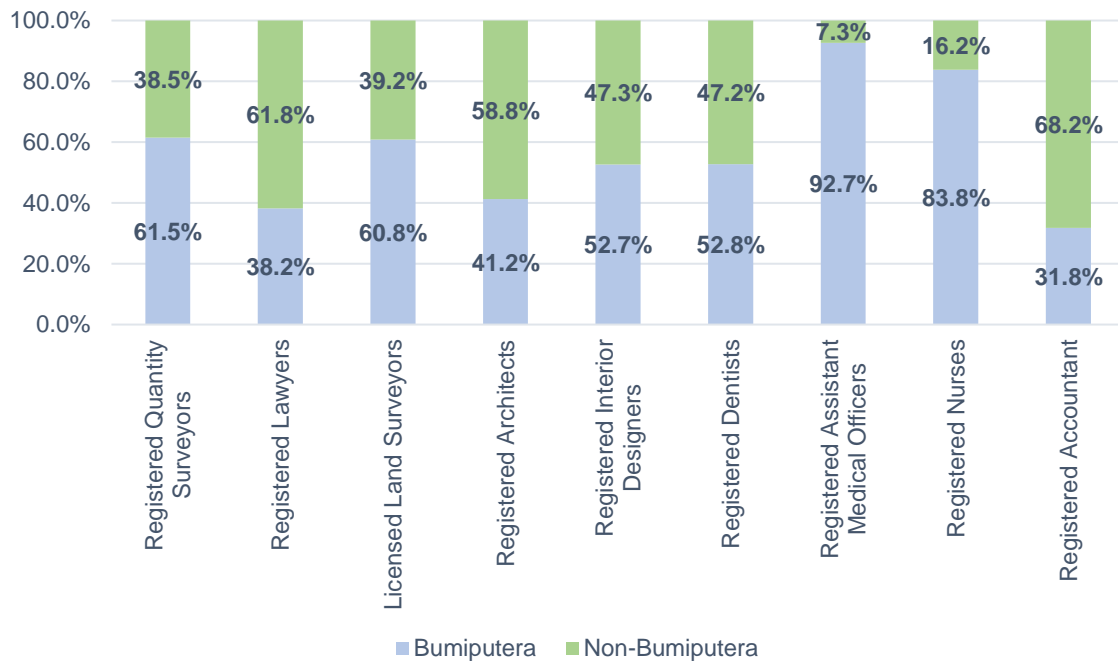
**Chart 1: Percentage Share of Population by Ethnic Group, 2020-2023<sup>p</sup>**



**Chart 2: Labour Force Participation Rate (LFPR) by Sex and Ethnic Group, 2022**

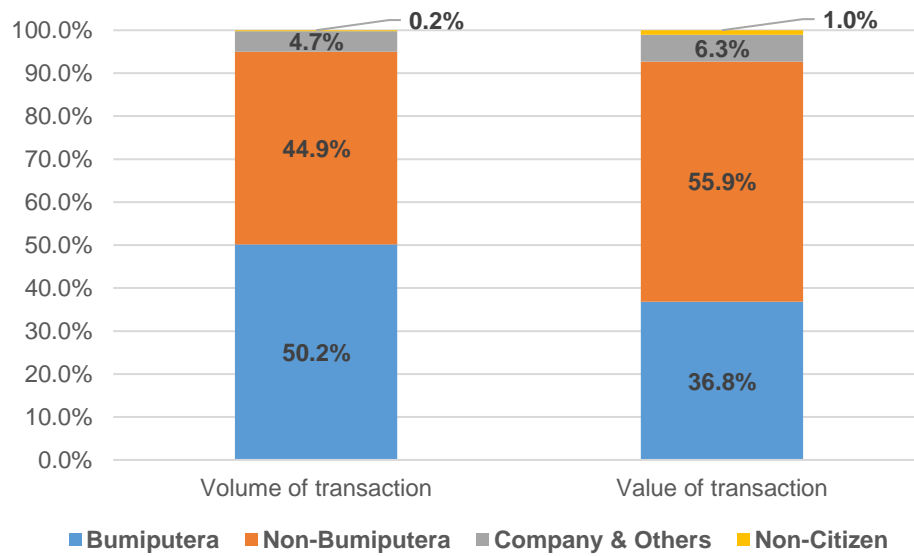


**Chart 3: Participation in Selected Professional by Ethnic Group, 2022**



**Embargo:** Only to be published or disseminated at 1200 hour, Tuesday, December 19, 2023

**Chart 4: Percentage Share of Residential Property Transaction Volume and Value by Ethnic Group, 2022**



*Released by:*

**THE OFFICE OF CHIEF STATISTICIAN MALAYSIA  
DEPARTMENT OF STATISTICS MALAYSIA  
19 DECEMBER 2023**