

**Embargo:** Only to be published or disseminated at 1200 hour, Monday, 27<sup>th</sup> November 2023



MINISTRY OF ECONOMY  
DEPARTMENT OF STATISTICS MALAYSIA

## **MEDIA STATEMENT**

### **MY LOCAL STATS 2022**

---

***The percentage of household access to the internet in Malaysia was 96.0 per cent in 2022 while 38 out of 156 administrative districts in Malaysia recorded a percentage of household access to the internet below 90.0 per cent***

**PUTRAJAYA, 27<sup>th</sup> NOVEMBER 2023** – Today, the Department of Statistics Malaysia (DOSM) published **My Local Stats 2022**, the sixth series since 2017. My Local Stats publication comprise the whole country, 13 states and three federal territories publications as well as 156 administrative districts. The publications integrate social and economic statistics up to the administrative district level from 2020 to 2022 that are crucial input for socio-economic development.

*The availability of more detailed statistics at the local level benefits state and district governments in improving policies and programmes as well as socio-economic needs of the people. Disaggregated data available up to the district level serves as a better input in the preparation of more targeted planning.*

*This publication comprises 12 social areas and eight economic areas which are basic information; population; housing; employment; income and expenditure; education; health; welfare services; public safety; tourism, transportation and recreation; internet and social media; basic amenities; gross domestic product (GDP); consumer price index, exports and imports; agriculture; mining and quarrying; manufacturing; construction and services.*

**Embargo:** Only to be published or disseminated at **1200 hour, Monday, 27<sup>th</sup> November 2023**

*This publication incorporated 18 new statistical tables at the national level and six at the state and four at the district levels in 2022. The topics encompass basic information; population; employment; welfare services; tourism, transport and recreation; internet and social media; basic amenities; mining and quarrying; manufacturing; construction and services.*

*Chief Statistician Malaysia, Dato' Sri Dr. Mohd Uzir Mahidin said, “among the main findings in terms of **demography** showed that the total population of Malaysia in 2022 was estimated at 32.7 million with 92.4 per cent comprised citizens and 7.6 per cent non-citizens. According to mid-year current population estimates 2022, Petaling, Selangor was the district with the highest population at 2.30 million, followed by Johor Bahru, Johor (1.72 million) and Ulu Langat, Selangor (1.41 million)”.*

*Dato' Sri Dr. Mohd Uzir Mahidin also said, “based on findings in the field of **internet and social media**, the percentage of household access to the internet in Malaysia was 96.0 per cent in 2022. In terms of internet facilities at the district level, Ulu Langat, Selangor recorded the highest percentage of household access to the internet at 100.0 per cent, followed by Sepang, Selangor (99.9%) and Gombak, Selangor (99.7%). Out of 156 administrative districts in Malaysia, 38 administrative districts recorded a percentage of household access to the internet below 90.0 per cent”.*

*Findings in the **education** field showed that there were 10,230 government and government-aided schools which includes 7,778 primary schools and 2,452 secondary schools in 2022. The number of primary and secondary school teachers increased 0.1 per cent and 2.9 per cent, respectively in 2022 as compared to 2021. The number of primary, secondary and post-secondary pupils also increased 0.1 per cent, 1.3 per cent and 2.9 per cent, respectively during the same period. In terms of **educational facilities** at the district level, Johor Bahru, Johor recorded the highest number of primary and secondary schools namely 183 primary schools and 87 secondary schools respectively followed by Petaling, Selangor (147 primary schools and 77 secondary schools) and Kinta, Perak (140 primary schools and 60 secondary schools).*

**Embargo:** Only to be published or disseminated at **1200 hour, Monday, 27<sup>th</sup> November 2023**

In terms of **employment**, Malaysia's labour market strengthened further in 2022 due to the continuous increase in the number of labour force, rose by 1.4 per cent to register 16.02 million persons (2021: 15.80 million persons). A positive momentum was contributed by a surge in the number of employed persons and a further reduction in the number of unemployed, in line with the reopening of economic and social activities as all states were in the last stage of the National Recovery Plan during the year. Meanwhile, the labour force participation rate (LFPR) went up by 0.7 percentage points to record 69.3 per cent (2021: 68.6%). Klang, Selangor recorded the highest LFPR at the district level of 78.6 per cent, followed by Petaling, Selangor (78.5%) and Beluran, Sabah (78.3%).

In the **health** sector, the number of government and private medical personnel in 2022 increased 2.7 per cent as compared to 2021. The number of doctors increased by 2.2 per cent to 79,443 persons as compared to 77,755 persons (2021). The number of dentists and nurses also increased at 6.9 per cent and 2.7 per cent, respectively to 13,436 persons and 139,698 persons in 2022. Therefore, the doctor-to-population ratio at Malaysia improved in 2022 which is one doctor to 412 population (1:412) as compared to 2021 (1:419). The doctor-to-population ratio at Malaysia in 2022 has also reached the target ratio of 1:425 targeted in the KKM Strategic Plan 2021-2025. Seven states have reached the ratio target of 1:425, namely Kelantan (1:417), Melaka (1:366), Negeri Sembilan (1:346), Perlis (1:405), Pulau Pinang (1:407), W.P. Kuala Lumpur (1:193) and W.P. Putrajaya (1:52).

In reference to **welfare services**, the cumulative number of registered Persons with Disabilities (PWD) in 2022 increased by 8.6 per cent to 674,548 persons as compared to 621,248 persons in 2021. The physical disability category recorded the highest percentage of registered PWD at 36.3 per cent, followed by learning disability (35.1%) and visually impaired (8.8%). At the district level, Johor Bahru, Johor recorded the highest cumulative number of registered PWDs at 44,998 persons, followed by Petaling, Selangor (32,534 persons) and Klang, Selangor (19,241 persons). A total of 535,321 persons in Malaysia received assistance from the Social Welfare Department. Sabah recorded the highest number of beneficiaries in 2022 which was 63,932 persons, followed by Johor (54,536 persons) and Sarawak (52,516 persons).

**Embargo:** Only to be published or disseminated at **1200 hour, Monday, 27<sup>th</sup> November 2023**

As for **transportation**, new registrations of motor vehicles by the Road Transport Department in 2022 showed an increase of 27.7 per cent to 1.5 million vehicles as compared to 1.2 million (2021). Public transport recorded the highest increase in new registrations at 58.3 per cent, followed by motorcar (40.4%) and other vehicles (32.7%). W. P. Kuala Lumpur recorded the highest number of new registrations of motor vehicles in 2022 at 76.5 thousand vehicles, followed by Sabah (43.1 thousand vehicles) and Johor (36.3 thousand vehicles).

**Housing** statistics showed that the number of living quarters recorded in 2022 were 10.12 million, which is estimated based on the Population and Housing Census of Malaysia 2020. At the district level, Petaling, Selangor has the highest number of living quarters in 2022 which were 715.6 thousand units followed by Johor Bahru, Johor (664.7 thousand units) and Ulu Langat, Selangor (455.2 thousand units).

This publication can be used as a reference in planning at the local government level in terms of providing public facilities, improve welfare services and improve affordable housing. These detailed statistics are essential in mainstreaming the country's socio-economy target for inclusive development and ensuring sustainable economic growth by emphasizing the people's well-being.

My Local Stats 2022 can be downloaded for free on the Department of Statistics Malaysia portal [www.dosm.gov.my](http://www.dosm.gov.my). This publication will also be accessible through mobile apps and web applications starting January 2024.

The Department of Statistics Malaysia (DOSM) has launched OpenDOSM NextGen as a medium that provides a catalogue of data and visualisation to facilitate users in analysing various data. OpenDOSM NextGen is an open source data sharing platform and accessible through <https://open.dosm.gov.my> portal.

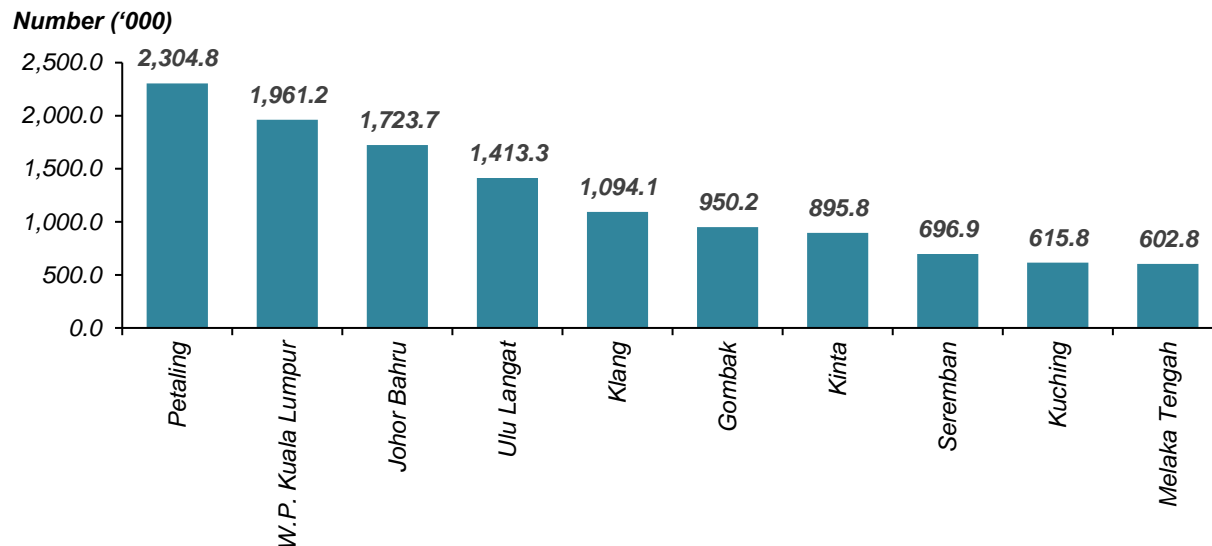
***Embargo: Only to be published or disseminated at 1200 hour, Monday, 27<sup>th</sup> November 2023***

DOSM will conduct the Agricultural Census in 2024. Please visit <https://www.myagricensus.gov.my/> for more information. The theme is “Agriculture Census, Key to Agriculture Development”.

The Government of Malaysia has declared National Statistics Day (MyStats Day) on October 20 each year. MyStats Day theme is “Statistics is the Essence of Life”.

**Embargo:** Only to be published or disseminated at 1200 hour, Monday, 27<sup>th</sup> November 2023

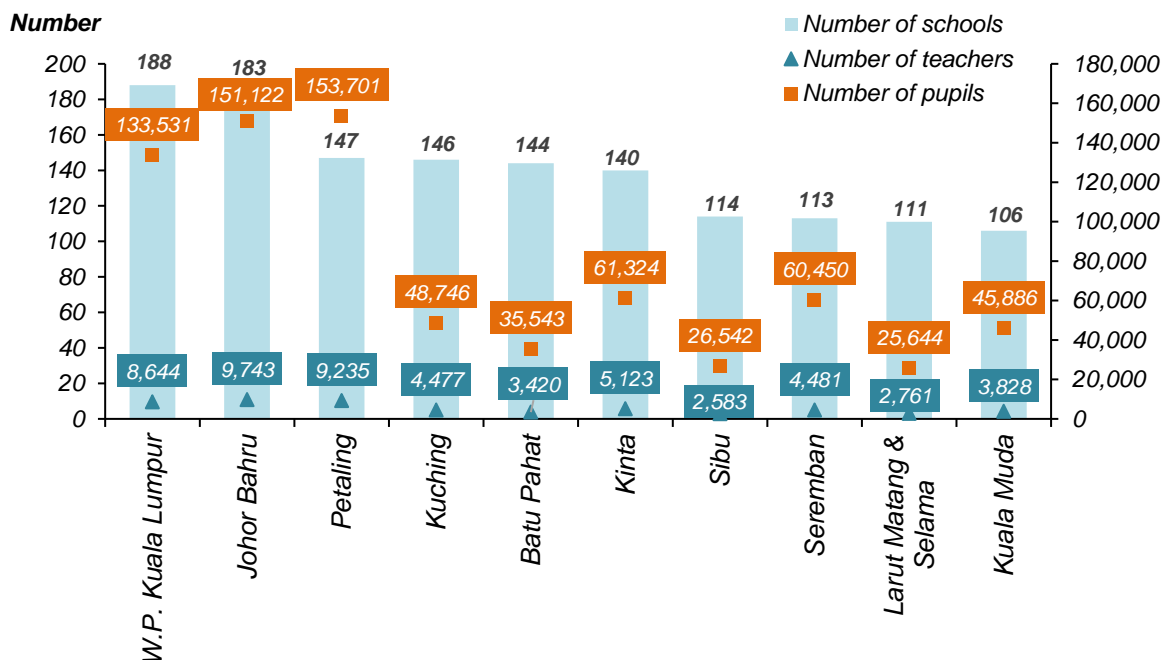
**Chart 1: Top 10 administrative districts with high number of population, Malaysia, 2022**



Note:

Refers to the mid-year current population estimates

**Chart 2: Top 10 administrative districts with high number of primary school, Malaysia, 2022**



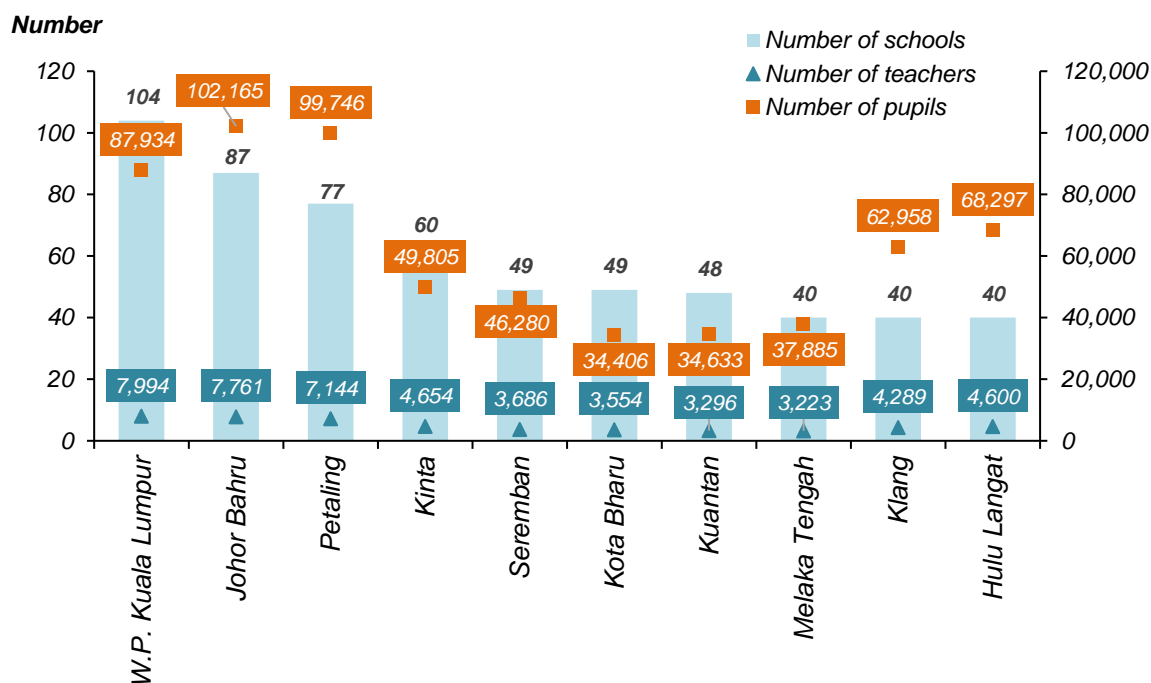
Note:

Refer to government and government-aided schools

Source: Ministry of Education Malaysia

**Embargo:** Only to be published or disseminated at 1200 hour, Monday, 27<sup>th</sup> November 2023

**Chart 3: Top 10 administrative districts with high number of secondary school, Malaysia, 2022**

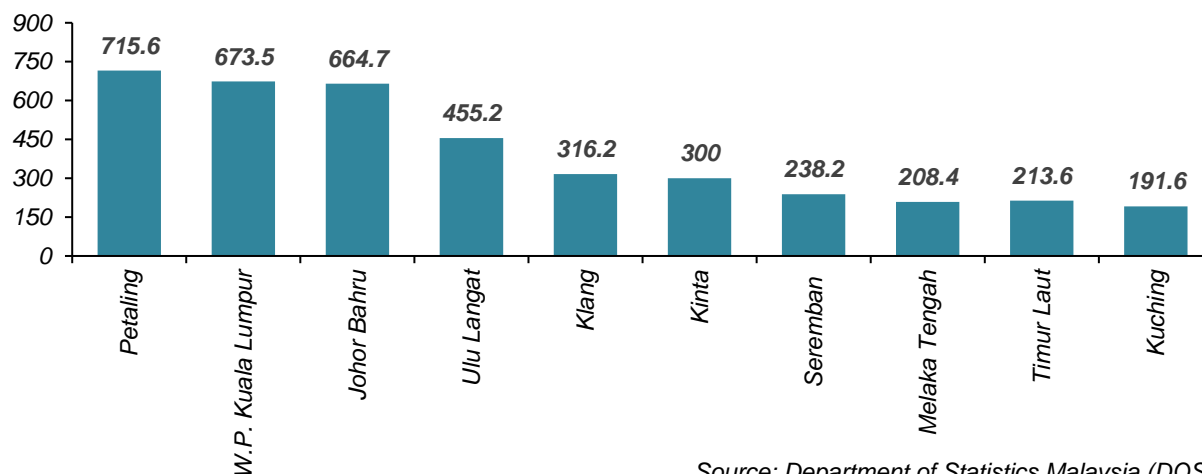


Note:  
Refer to government and government-aided schools

Source: Ministry of Education Malaysia

**Chart 4: Top 10 administrative districts with high number of living quarters, Malaysia, 2022**

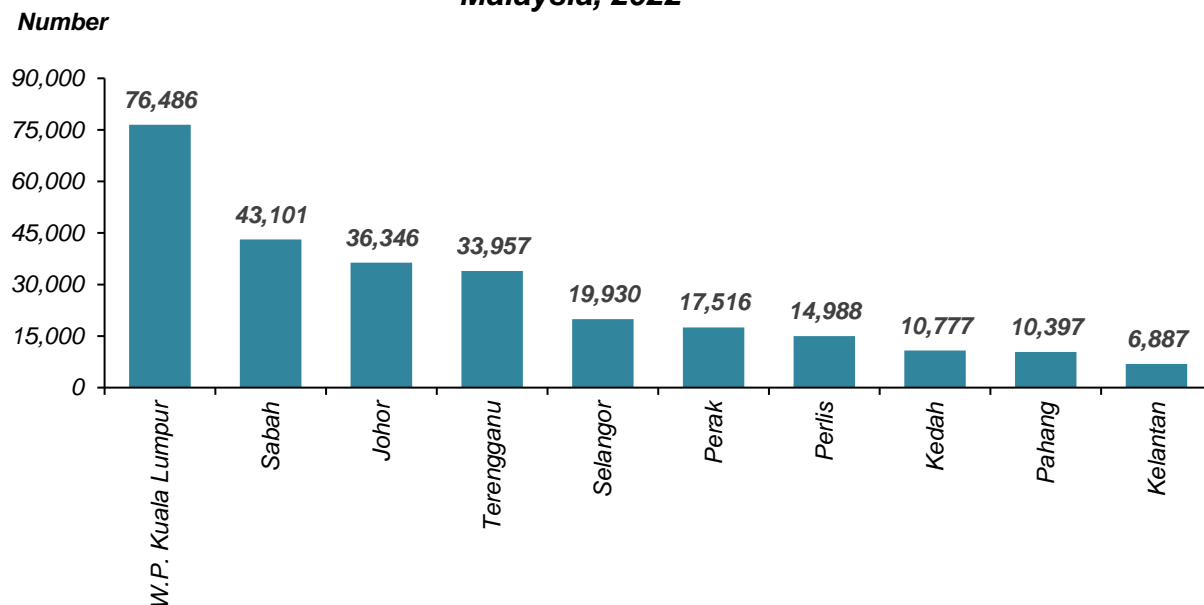
Number ('000)



Source: Department of Statistics Malaysia (DOSM)

**Embargo:** Only to be published or disseminated at 1200 hour, Monday, 27<sup>th</sup> November 2023

**Chart 5: Top 10 states with high number of new registrations of motor vehicles, Malaysia, 2022**



Source: Road Transport Department

Released by:

**THE OFFICE OF CHIEF STATISTICIAN MALAYSIA**

**DEPARTMENT OF STATISTICS MALAYSIA**

**27<sup>th</sup> NOVEMBER 2023**