



MINISTRY OF ECONOMY
DEPARTMENT OF STATISTICS MALAYSIA

MEDIA STATEMENT
CONSUMER PRICE INDEX, MALAYSIA
OCTOBER 2023

***Malaysia's inflation in October 2023 increased 1.8 per cent,
the lowest since April 2021***

PUTRAJAYA, 24 November 2023 – Malaysia's inflation in October 2023 increased 1.8 per cent, the lowest since April 2021 with the index points recorded at 130.9 as against 128.6 in the same month of the previous year. The Department of Statistics Malaysia (DOSM) reported today on the release of **CONSUMER PRICE INDEX (CPI), OCTOBER 2023**.

Chief Statistician Malaysia, Dato' Sri Dr. Mohd Uzir Mahidin said, the increase in the inflation was driven by the lower increases in Food & Non-Alcoholic Beverages group, 3.6 per cent (September 2023: 3.9%). This was followed by the increase in Furnishings, Household Equipment & Routine Household Maintenance (1.4%) (September 2023: 1.5%) and Miscellaneous Goods & Services (2.3%) (September 2023: 2.5%).

Meanwhile, among the other main groups that contributed to a lower increase as compared to September 2023 were Alcoholic Beverages & Tobacco group (0.6%) (September 2023: 0.7%) and Clothing & Footwear (0.0%) (September 2023: 0.1%).

Food & Non-Alcoholic Beverages group which contributes 29.5 per cent of total CPI weight recorded a moderate increase of 3.6 per cent. The component of Food at home increased 2.1 per cent as compared to 2.5 per cent recorded in the previous month. The increase in the component of Food at home was mainly driven by the subgroup of Rice, bread & other cereals 3.6 per cent (September 2023: 4.1%). This was followed

by Milk, cheese & eggs and Meat subgroups which inclined by 3.1 per cent and 2.1 per cent respectively. In addition, the component of Food away from home increased slower to 5.6 per cent as compared to 5.9 per cent registered in September 2023. Among the items that showed a slower increase were Burger, Fried chicken and Murtabak.

The increase in Rice, bread & other cereals subgroup by 3.6 per cent in October 2023 was contributed by the increase in the expenditure class of Rice by 5.3 per cent (September 2023: 5.0%). The subgroup of Milk, cheese & eggs moderated to 3.1 per cent in October 2023 (September 2023: 3.4%) and this was attributed by the expenditure class of Milk powder & other dairy products which recorded an increase at 4.0 per cent (September 2023: 4.1%).

The subgroup of Meat which consists of Chicken, Beef, Pork, Lamb, Buffalo and Duck slowed to 2.1 per cent in October 2023 (September 2023: 3.4%). Chicken as the largest component comprised 46.1 per cent in the subgroup of Meat declined to negative 0.7 per cent as against 0.9 per cent in September 2023. The average price of Standard chicken in Malaysia slowed to RM10.02 per kilogramme as compared to RM10.07 per kilogramme in October 2022 (September 2023: RM10.01). The government through The Ministry of Agriculture and Food Security (MAFS) has announced the floating of chicken prices starting on 1 November 2023, as a measure to reduce leakages enjoyed by foreigners and high-income earners as well as to support the sustainability of the local chicken production industry. However, the government will continue to subsidise the eggs for grade A, B and C.

Inflation for Transport remained unchanged in October 2023 (September 2023 : -0.1%). This was mainly driven by the price of Unleaded petrol RON97 in October 2023 which was lower at RM3.47 per litre as against RM3.96 per litre in October 2022 (September 2023: RM3.40 per litre). The expenditure class of Repair & maintenance of personal transport increased slower to 5.1 per cent as compared to 5.6 per cent in September 2023. The incline was contributed by Car and motorcycle maintenance which increased to 6.2 per cent (September 2023: 6.5%).

Chief Statistician Malaysia, Dato' Sri Dr. Mohd Uzir Mahidin also said, with regards to inflation at the state level, most of the states recorded increases below the national inflation level at 1.8 per cent. However, four states recorded increases above the national inflation level namely Wilayah Persekutuan Putrajaya (2.7%), Sarawak (2.5%), Perak (2.2%) and Selangor (1.9%). All states registered an increase in the inflation of Food & Non-Alcoholic Beverages. The highest increase was recorded by Wilayah Persekutuan Putrajaya (5.2%), followed by Sarawak (4.8%), Selangor (4.7%), Pulau Pinang (4.5%), Melaka (3.7%) and Wilayah Persekutuan Labuan (3.6%). Meanwhile, other states showed an increase below the national inflation of Food & Non-Alcoholic Beverages of 3.6 per cent in October 2023.

The monthly headline inflation in October 2023 increased 0.1 per cent mainly contributed by Restaurants & Hotels (0.5%), Transport (0.2%) and Health (0.2%). Meanwhile, the core inflation increased slower at 2.4 per cent (September 2023: 2.5%) but still surpassed the overall national inflation rate (1.8%). The highest increase was recorded for inflation of Food & Non-Alcoholic Beverages (4.8%).

In comparison to inflation of other countries, inflation in Malaysia (1.8%) was lower than inflation in the Philippines (4.9%), Republic of Korea (3.8%), Vietnam (3.6%) and Indonesia (2.6%). However, the rate is higher than China (-0.2%) and Thailand (-0.3%).

DOSM has launched OpenDOSM NextGen as a medium that provides a catalog of data and visualisations to facilitate users' analysis of various data and can be accessed through <https://open.dosm.gov.my>.

The Department of Statistics Malaysia (DOSM) will conduct the Agricultural Census in 2024. Please visit <https://www.myagricensus.gov.my/> for more information. The theme is "Agriculture Census, Key to Agriculture Development".

Embargo: Only to be published or disseminated at 1200 hour, Friday, 24 November 2023

The Government of Malaysia has declared National Statistics Day (MyStats Day) on October 20th each year. MyStats Day theme is “Statistics is the Essence of Life”.

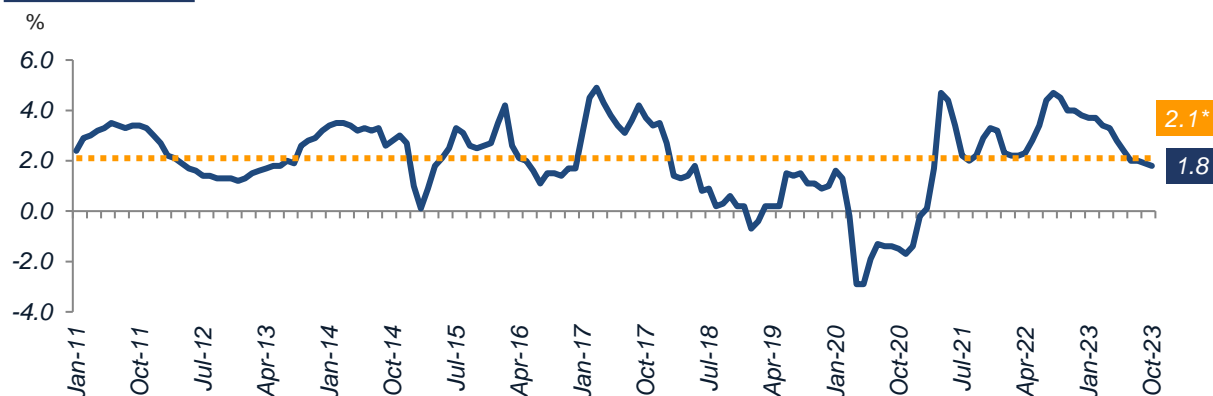
Released by:

**THE OFFICE OF CHIEF STATISTICIAN MALAYSIA
DEPARTMENT OF STATISTICS MALAYSIA
24 NOVEMBER 2023**

Embargo: Only to be published or disseminated at 1200 hour, Friday, 24 November 2023

Chart 1

Malaysia Headline Inflation, January 2011 – October 2023



Note: * Average inflation for the period of January 2011 to October 2023

Chart 2

Malaysia Headline Inflation, Core Inflation and Inflation without Fuel, October 2022 – October 2023

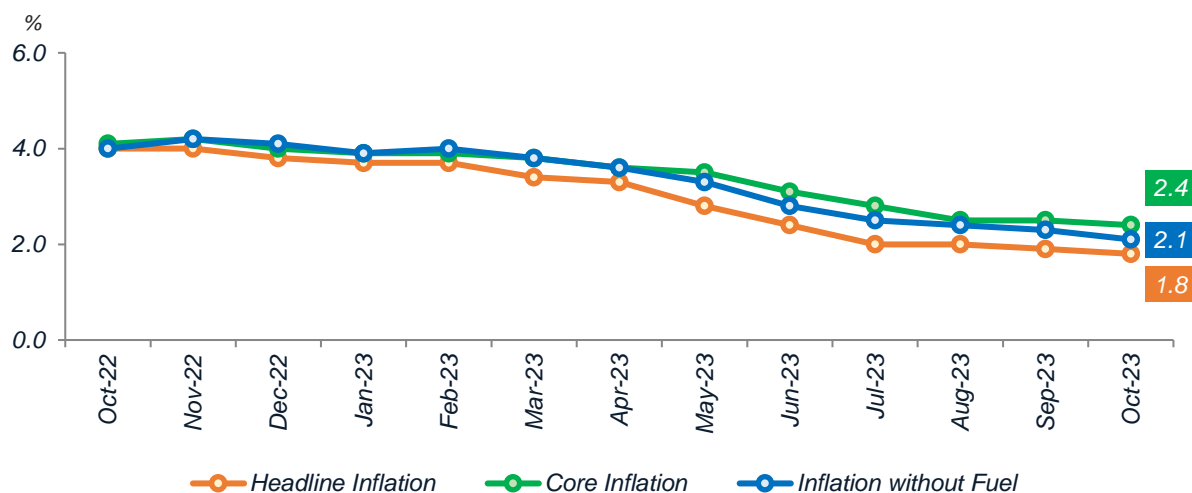


Chart 3

Inflation for Income Group Below RM3,000, October 2022 – October 2023

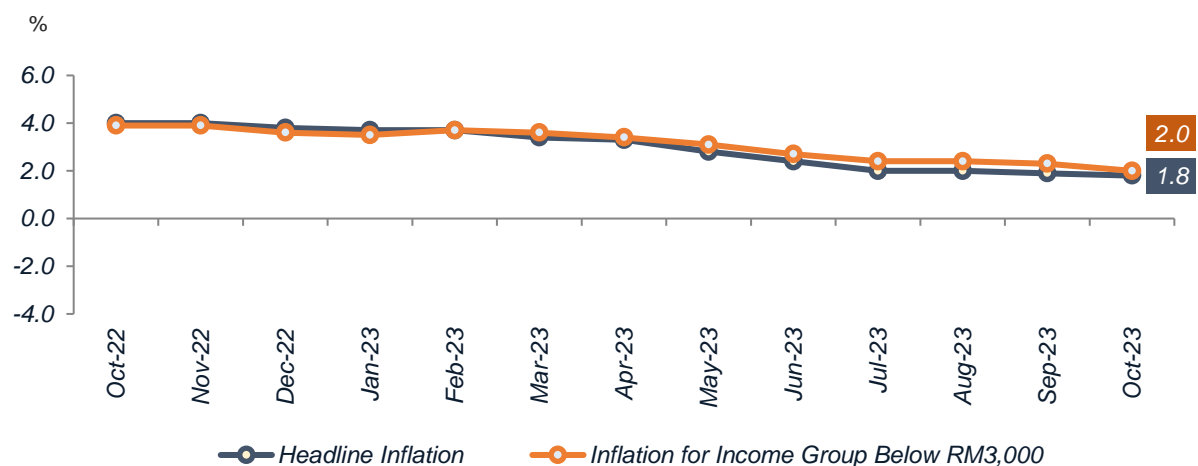


Chart 4

Inflation by Quadrant, September 2023 & October 2023

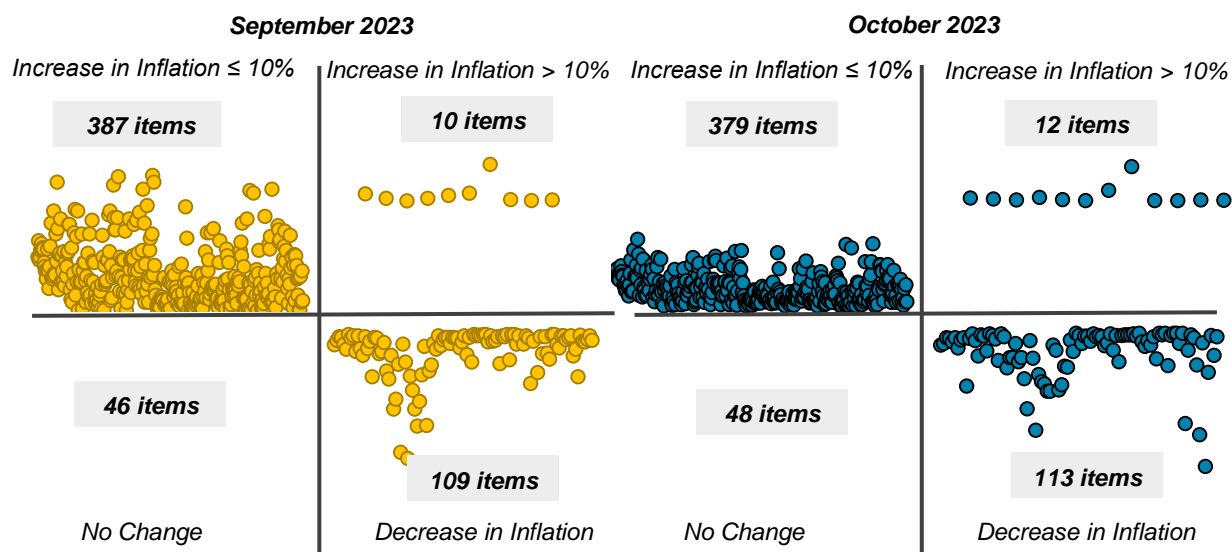


Chart 5

Distribution of Inflation for Food and Non-Food that Increased ≤10%, September 2023 & October 2023

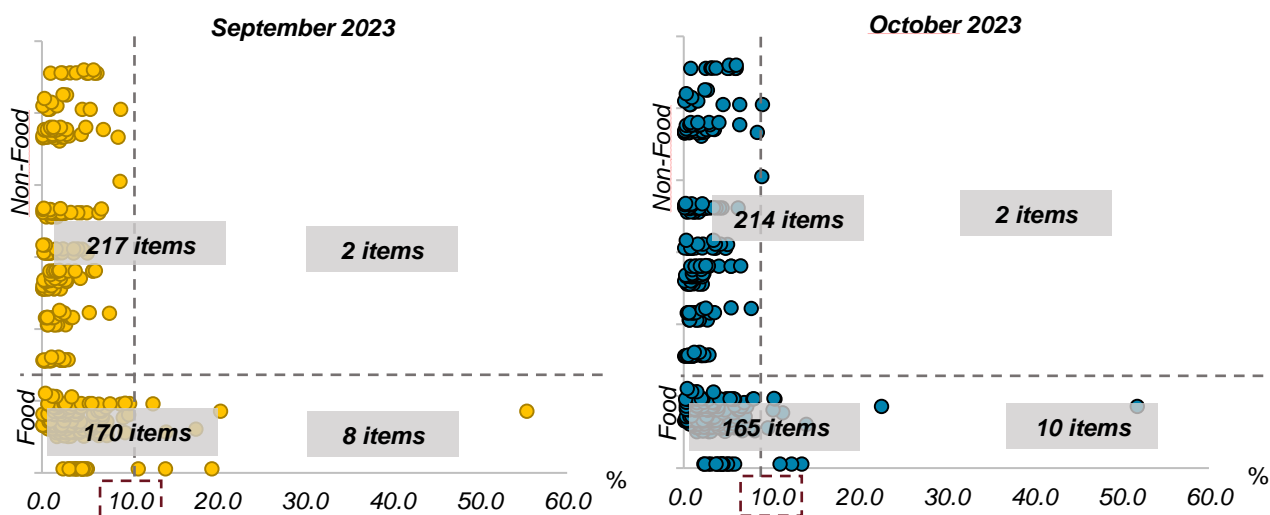


Chart 6

**Inflation of Selected Food for Income Group Below RM3,000,
October 2021 – October 2023**

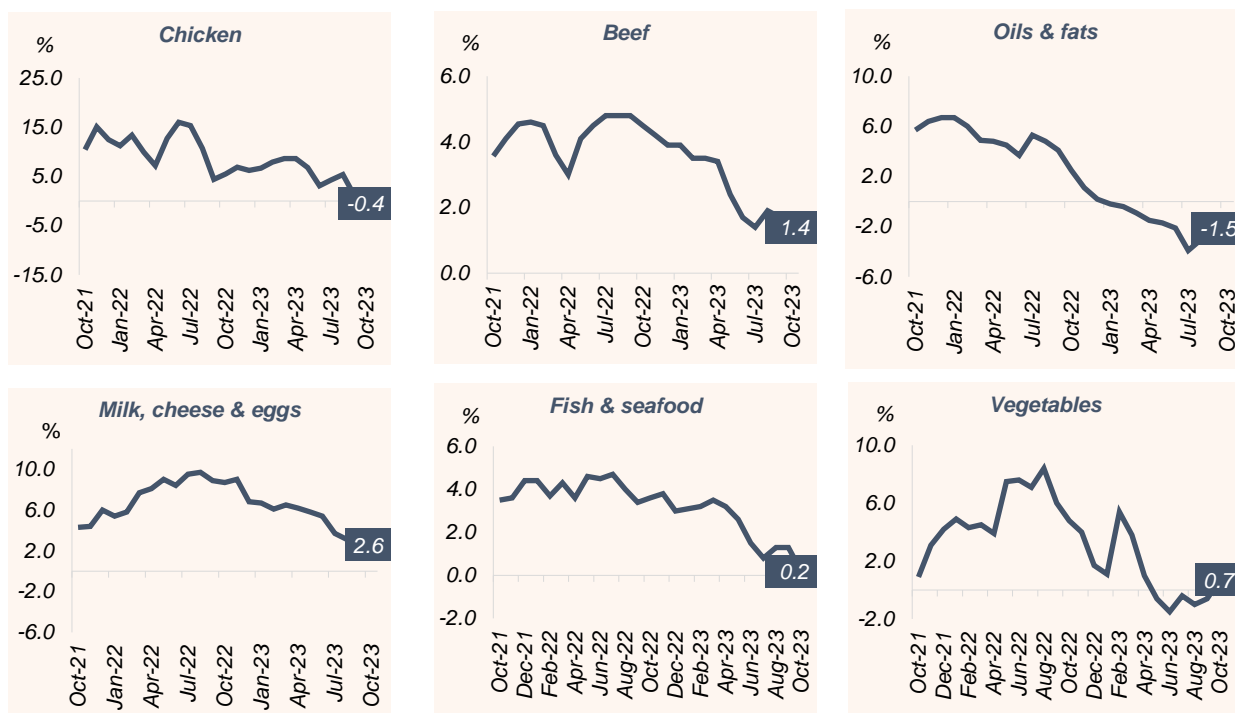


Chart 7

**Average Price of Unleaded Petrol RON95, Unleaded Petrol RON97 and Diesel,
October 2022 – Oktober 2023**

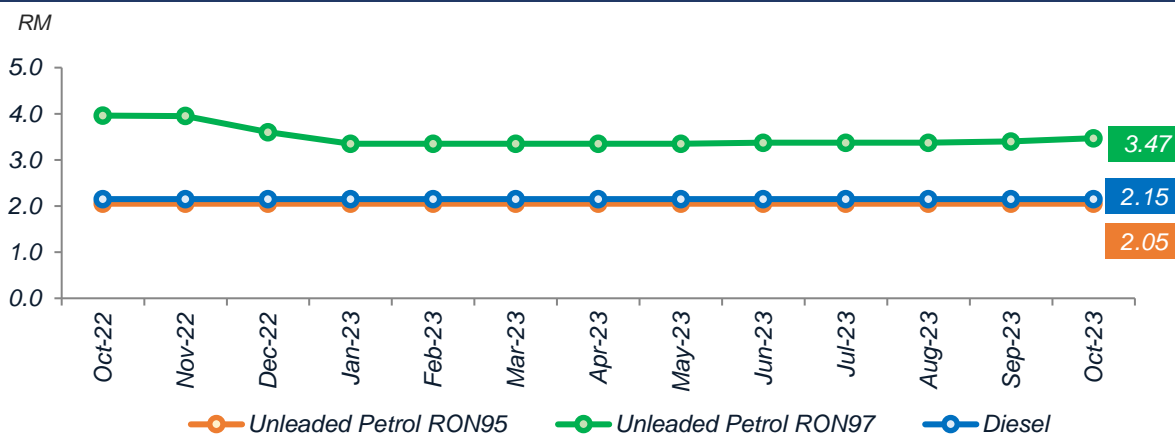


Chart 8

Inflation by Main Group, September 2023 & October 2023

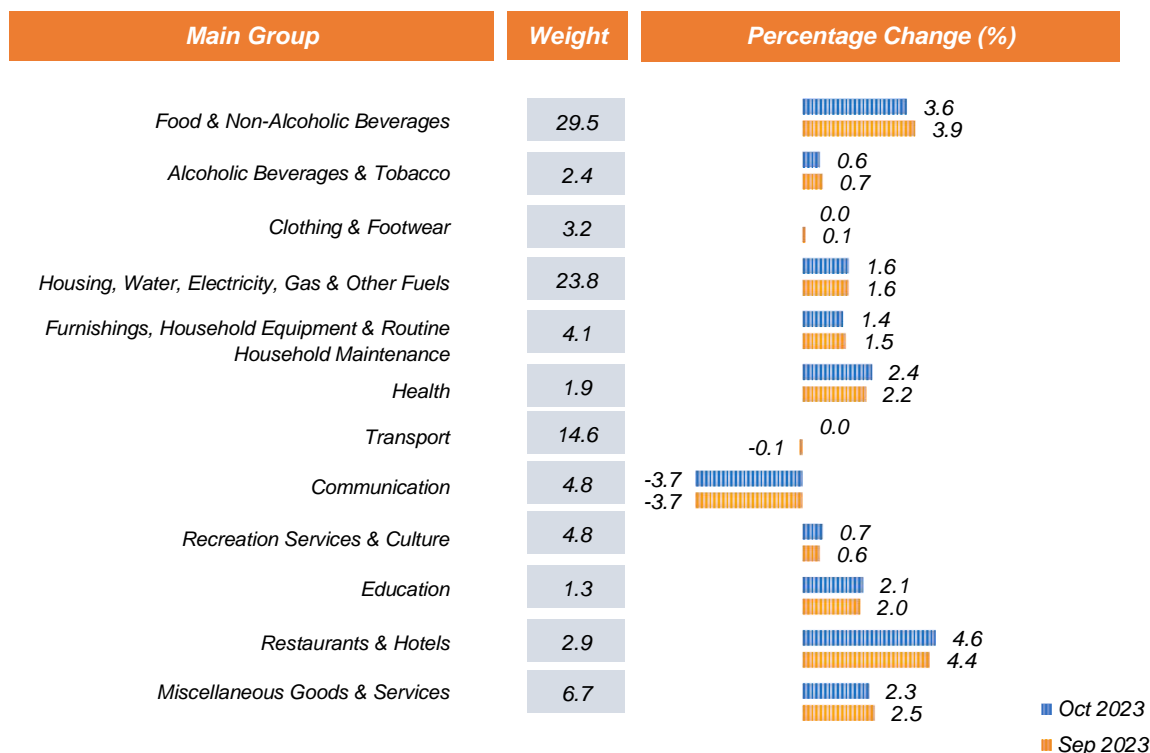


Chart 9

Inflation for Food & Non-Alcoholic Beverages, October 2020 – October 2023

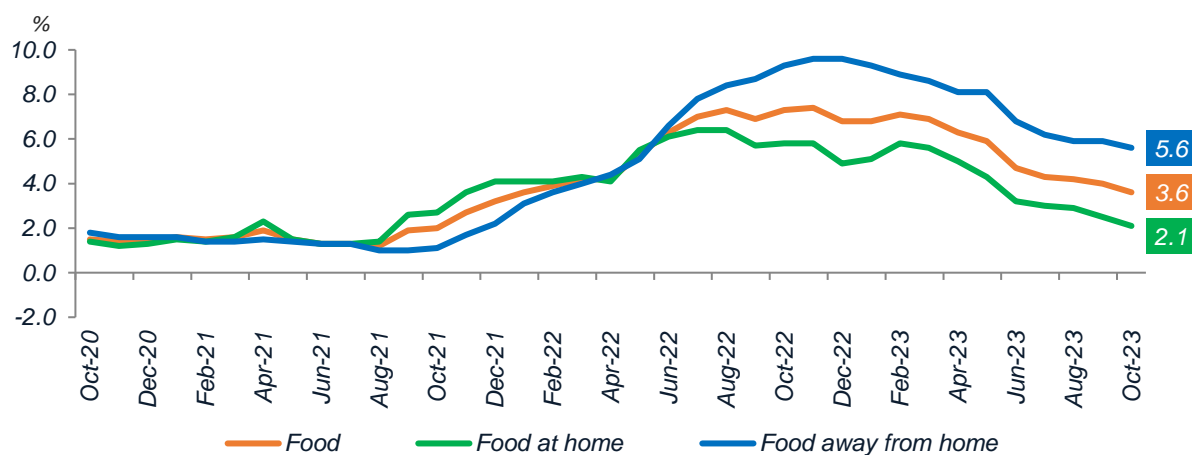


Chart 10

Inflation by State, September 2023 & October 2023

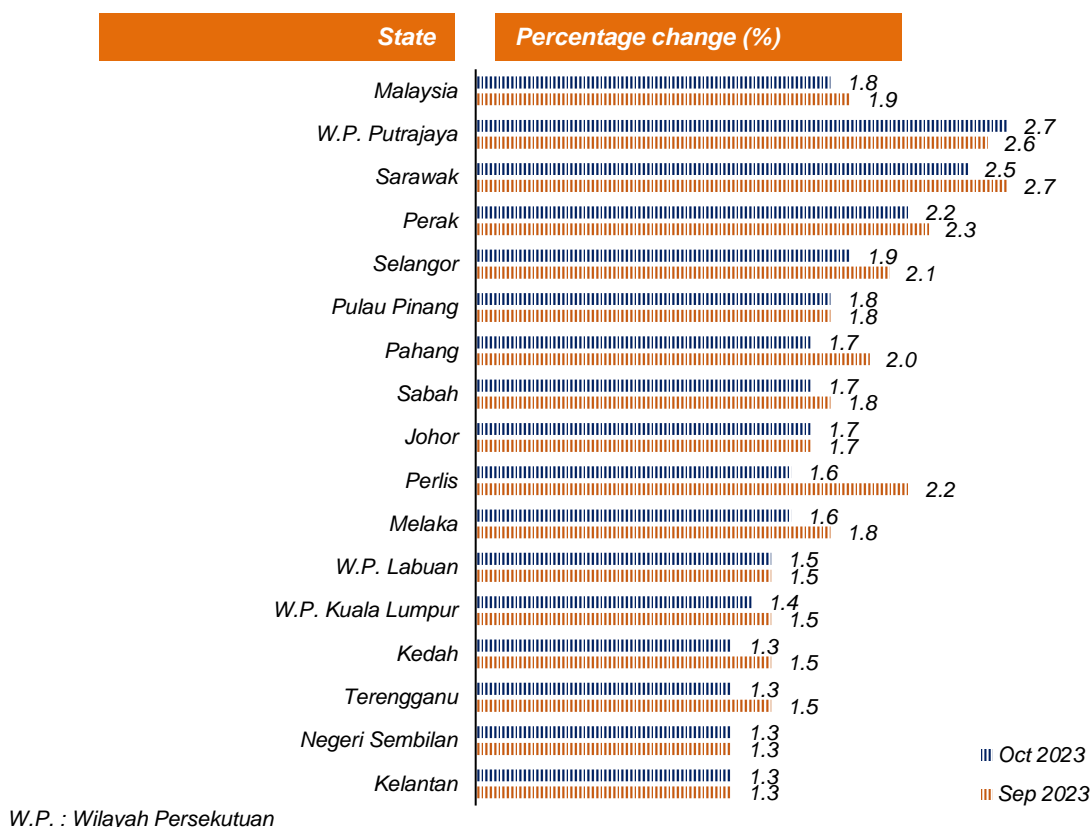


Chart 11

Inflation of Selected Countries, Oktober 2021 – October 2023

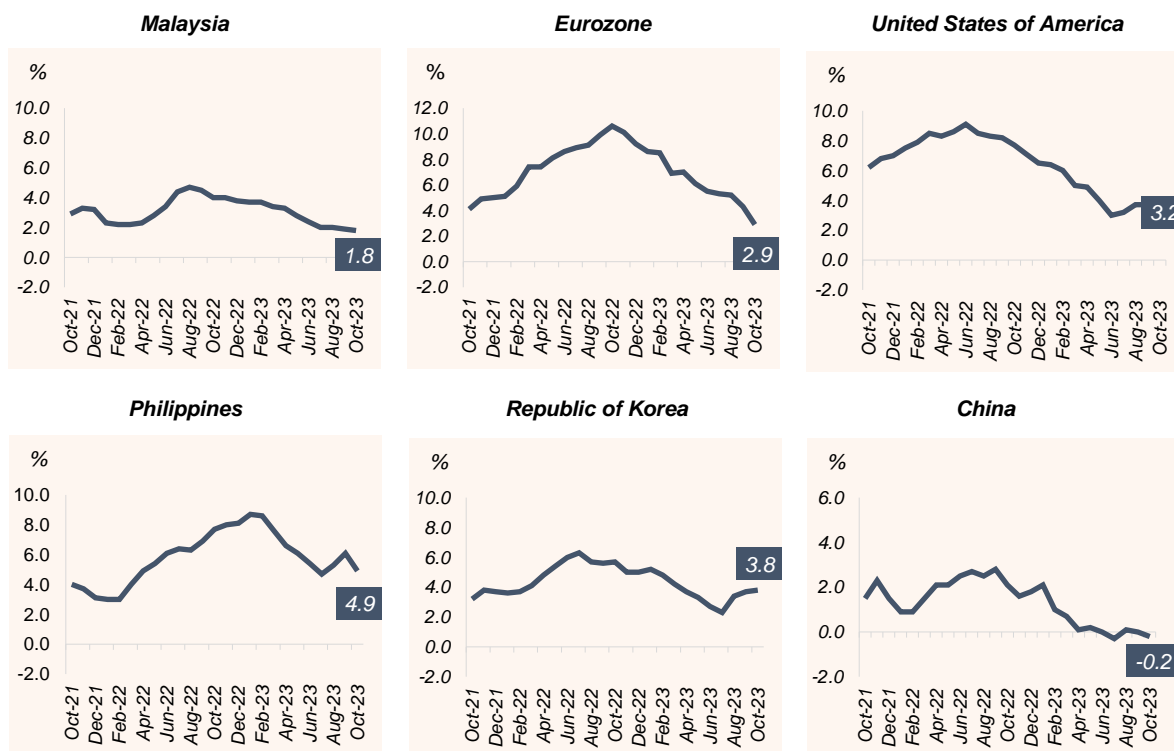
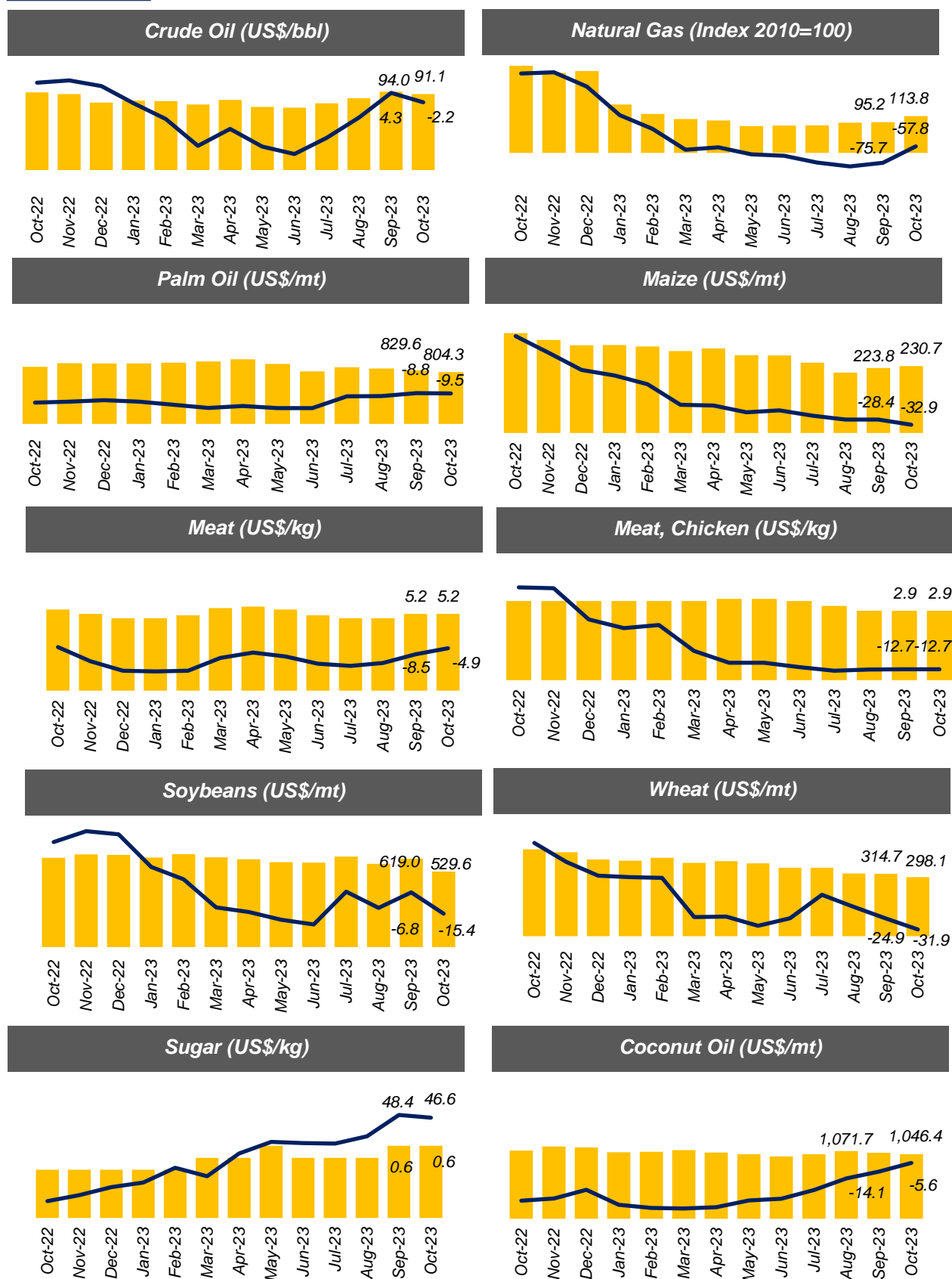


Chart 12 Global Selected Commodity Prices



Global commodity price (US\$) — Percentage change year-on-year

Source: Commodity Monthly Prices, World Bank

Notes:

Bbl : Brazilian Butt Lift (barrel) (1bbl = 159 litres)

Mt : Million Tonne

Mmbtu : Metric Million British Thermal Unit