



MINISTRY OF ECONOMY
DEPARTMENT OF STATISTICS MALAYSIA

MEDIA STATEMENT EMPLOYMENT STATISTICS, MALAYSIA THIRD QUARTER OF 2023

Jobs in economic sector rose by 2.6 per cent to record 8.90 million jobs in the third quarter of 2023

PUTRAJAYA, 10 November 2023 – The number of jobs in economic sector rose by 2.6 per cent to record 8.90 million jobs in the third quarter of 2023, the Department of Statistics Malaysia (DOSM) reported today. These statistics are published in the report of **EMPLOYMENT STATISTICS, THIRD QUARTER OF 2023** based on the Employment Survey conducted on registered businesses in the private sector. The report presents the labour demand statistics, encompassing of the number of jobs, filled jobs, vacancies and jobs created indicators by skills category and economic activity.

Chief Statistician Malaysia, Dato' Sri Dr. Mohd Uzir Mahidin said, "Malaysia's labour demand continued to show a positive trend in the third quarter of 2023 with an additional 227.1 thousand jobs to record 8.90 million jobs (Q3 2022: 8.68 million). The increment signified an encouraging economic development and the labour demand situation which is in line with the continuous enhancement of the current economic and social activities.

With regards to this, the number of filled jobs also posted an increase of 2.7 per cent recording 8.71 million jobs in Q3 2023. Nonetheless, job openings in the economy which was indicated by the number of job vacancies recorded a negative growth, declining by 0.2 per cent to record 190.9 thousand vacancies (Q3 2022: 191.3 thousand). Subsequent to this, the rate of filled jobs increased marginally by 0.1 percentage points to 97.9 per cent after recording 97.8 per cent for seven consecutive quarters whereas the rate of job vacancies for this quarter was 2.1 per cent."

Commenting further on the filled jobs situation during the third quarter of 2023, the Chief Statistician said, "Analysing the year-on-year growth of filled jobs across the economic sector, all sectors remained stable at a positive growth with the Agriculture sector registered the highest growth at 4.9 per cent, followed by Manufacturing (3.2%) and Mining & Quarrying (3.0%). In terms of composition by economic sector, a total of 4.58 million jobs, constituting 52.5 per cent of the total filled jobs were concentrated in the Services sector, followed by Manufacturing (27.1%; 2.36 million) and

Construction (14.2%; 1.24 million). By skills category, filled jobs in this quarter were largely in the semi-skilled category with a share of 62.6 per cent or equivalent to 5.46 million jobs followed by skilled with 25.0 per cent (2.17 million) and low-skilled by 12.4 per cent (1.08 million)."

The Chief Statistician added, "There were 190.9 thousand job vacancies in the economic sector during this quarter, a decline of 0.2 per cent as compared to Q3 2022 (191.3 thousand). Disaggregating the job vacancies by economic sector, it was dominated by the Manufacturing sector with 107.9 thousand job vacancies (56.5%), primarily in the Electrical, electronic and optical products sub-sector (33.8 thousand) and Petroleum, chemical, rubber and plastic products (19.7 thousand). The Agriculture sector ranked second with 30.5 thousand job vacancies (16.0%) followed by Services with 26.1 thousand job vacancies (13.6%) particularly in the Finance, insurance, real estate, and business services sub-sector (10.3 thousand). From the viewpoint of skills category, more than half of job vacancies in Q3 2023 were in the semi-skilled category comprising 55.3 per cent or equivalent to 105.5 thousand job vacancies, followed by skilled category at 25.4 per cent (48.6 thousand) and 19.3 per cent in low-skilled category (36.8 thousand)."

The Chief Statistician further elaborated that more jobs were created in this quarter recording a total of 32.0 thousand new jobs to meet the needs of the industry as Malaysia's economy has regained its momentum towards sustainability. In terms of composition by skills category, majority of jobs created were in the semi-skilled category with 60.8 per cent or 19.4 thousand jobs created, followed by skilled (28.9%; 9.2 thousand) and low-skilled (10.3%; 3.3 thousand). Looking at the breakdown by economic activities, the Services sector emerged as the largest composition of jobs created accounted for 49.8 percent (15.9 thousand), mainly in the Wholesale and retail trade sub-sector (8.6 thousand). While the Manufacturing sector ranked second, registering 32.4 per cent with 10.4 thousand jobs created, particularly in the Electrical, electronic and optical products sub-sector (3.5 thousand).

Concluding his statement on today's release, Dato' Sri Dr. Mohd Uzir Mahidin said, "The overall performance of the labour demand during the third quarter of 2023 remained stable and is anticipated to experience moderate growth in the upcoming months, considering challenges in the economy. However, with the implementation of the MADANI Economic Narrative by government ministries and agencies, hopefully, Malaysia's economy can sustain its positive momentum and be more resilient thus experiencing positive economic outlooks in the years to come."

Time series statistics and more information on the labour market can be obtained from the Malaysia Labour Market Interactive Data (MyLMID) portal. For more information, please visit <https://mbpls.dosm.gov.my/mylmid/> or scan the QR code below.



DOSM has launched OpenDOSM NextGen as a medium that provides a catalogue of data and visualisation to facilitate users in analysing various data. OpenDOSM NextGen is an open source data sharing platform and accessible through <https://open.dosm.gov.my> portal.

The Department of Statistics Malaysia (DOSM) will conduct the Agricultural Census in 2024. Please visit <https://www.myagricensus.gov.my/> for more information. “Agriculture Census, Key to Agriculture Development”.

The Government of Malaysia has declared National Statistics Day (MyStats Day) on October 20th each year. MyStats Day theme is “Statistics is the Essence of Life”.

Exhibit 1: Employment Statistics, Q3 2023

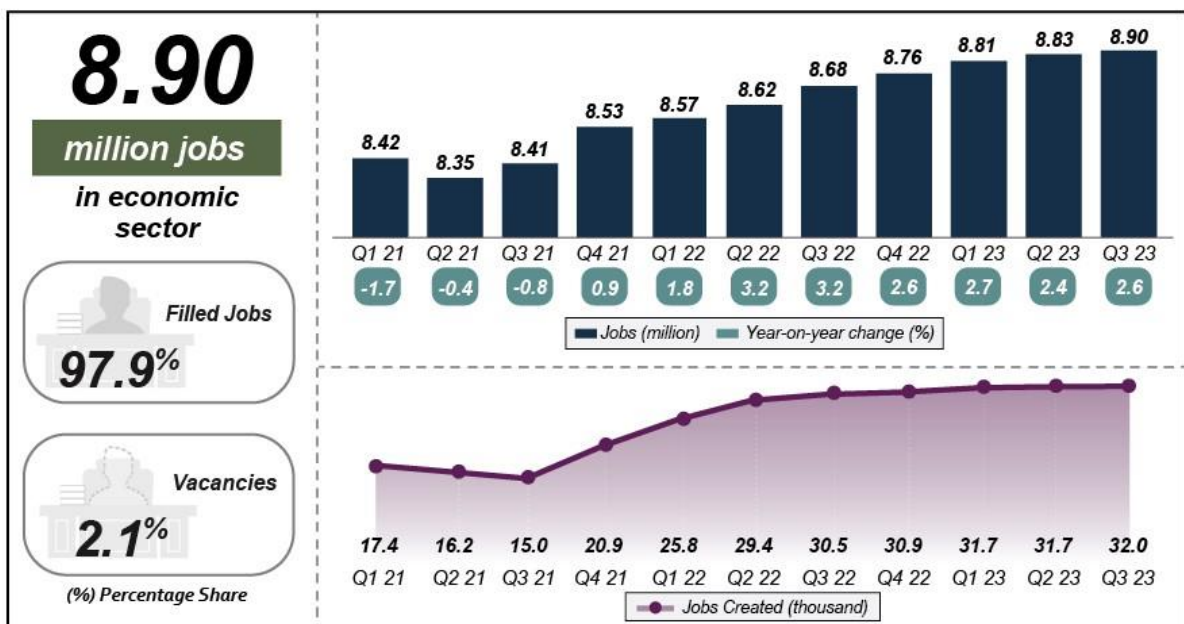


Exhibit 2: Labour Demand by Skill, Q3 2023

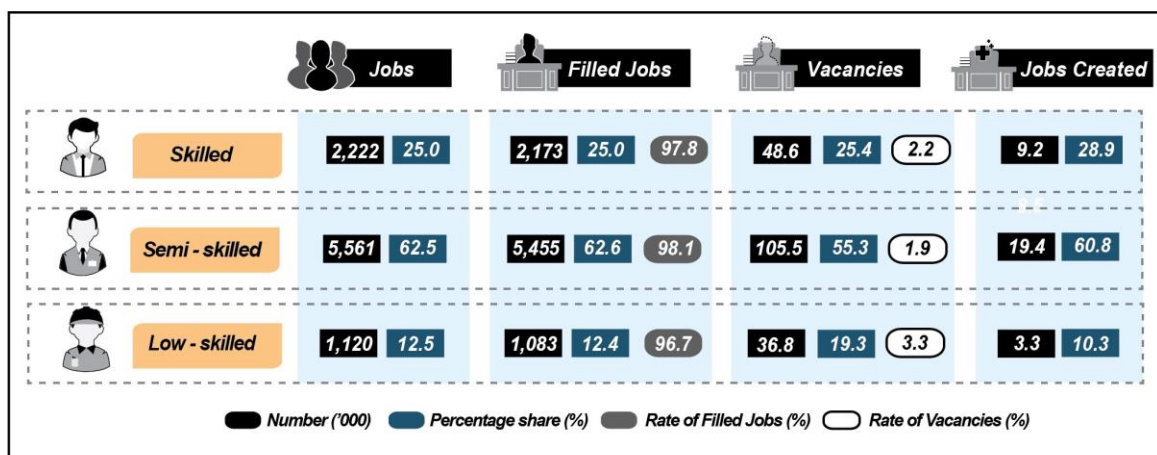
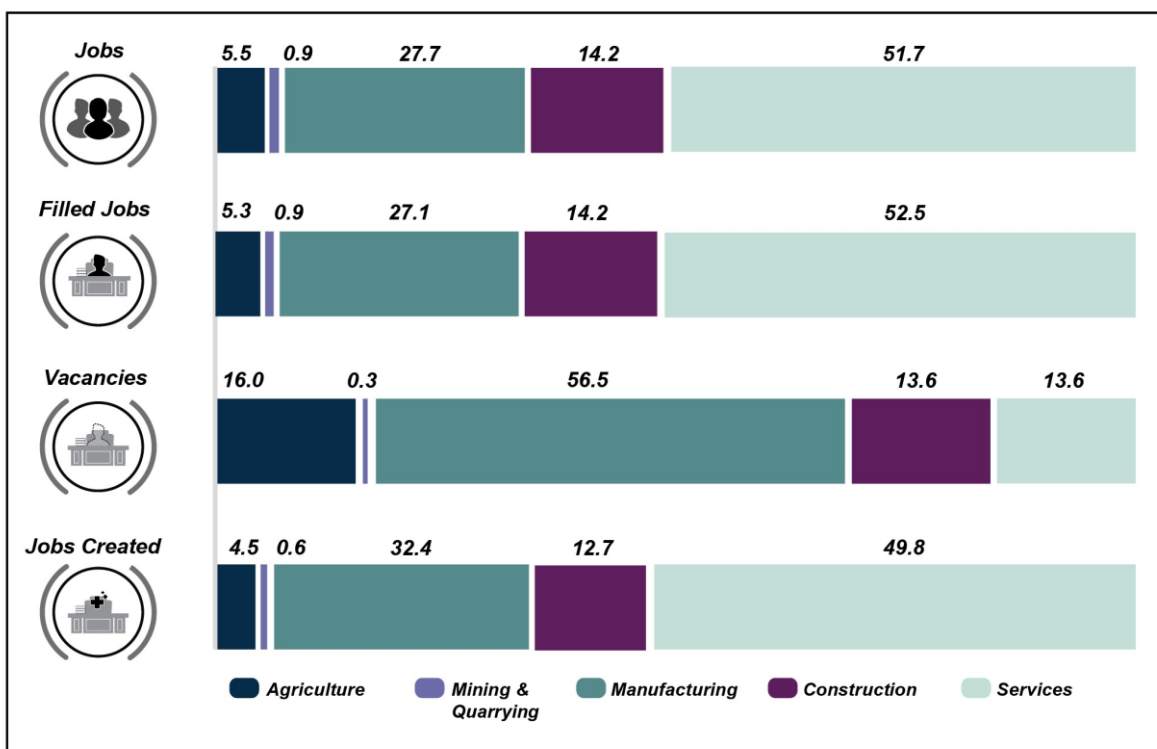


Exhibit 3: Labour Demand by Economic Activity, Q3 2023 (% Share)



Released by:

THE OFFICE OF CHIEF STATISTICIAN MALAYSIA
DEPARTMENT OF STATISTICS MALAYSIA
10 NOVEMBER 2023