



MINISTRY OF ECONOMY
DEPARTMENT OF STATISTICS MALAYSIA

**MEDIA STATEMENT
CONSUMER PRICE INDEX, MALAYSIA
SEPTEMBER 2023**

***Malaysia's inflation slowed further to 1.9 per cent in
September 2023***

PUTRAJAYA, 20 October 2023 – Malaysia's inflation slowed further to 1.9 per cent in September 2023 with the index points recorded at 130.8 as against 128.3 in the same month of the previous year. The Department of Statistics Malaysia (DOSM) reported today on the release of **CONSUMER PRICE INDEX (CPI), SEPTEMBER 2023**.

Chief Statistician Malaysia, Dato' Sri Dr. Mohd Uzir Mahidin said, the increase in the inflation was driven by the lower increases in Restaurants & Hotels, 4.4 per cent and Food & Non-Alcoholic Beverages, 3.9 per cent. Apart from that, the increase was also contributed by the incline in Miscellaneous Goods & Services (2.5%); Health (2.2%); Education (2.0%); Housing, Water, Electricity, Gas & Other Fuels (1.6%) and Furnishings, Household Equipment & Routine Household Maintenance (1.5%). Meanwhile, Alcoholic Beverages & Tobacco and Recreation Services & Culture increased 0.7 per cent and 0.6 per cent respectively.

Food & Non-Alcoholic Beverages group which contributes 29.5 per cent of total CPI weight recorded a moderate increase of 3.9 per cent (August 2023: 4.1%). The component of Food at home recorded an increase of 2.5 per cent as compared to 2.9 per cent recorded in the previous month. The increase in the component of Food at home was mainly driven by the subgroup of Rice, bread & other cereals (4.1%). This was followed by Meat and Milk, cheese & eggs subgroups which increased by

3.4 per cent respectively. In addition, the component of Food away from home remained at 5.9 per cent, the same rate as recorded in August 2023.

The Rice, bread & other cereals subgroup increased 4.1 per cent in September 2023 (August 2023: 4.0%). This was contributed by the increase in the expenditure class of Rice by 5.0 per cent (August 2023: 3.0%). Imported rice products and imported fragrant rice products recorded an increase of 9.5 per cent and 6.1 per cent as compared to 3.6 per cent and 2.0 per cent in August 2023 respectively. The government through the Ministry of Agriculture and Food Security (MAFS) has announced four intervention measures to deal with the issue of rice supply in the country. One of the intervention measures was a subsidy of RM950 per metric tonne for imported white rice (BPI) from 5 October 2023 to enable BPI to be obtained at a retail price of RM31.00 per 10 kilogrammes in Sabah & Sarawak.

The subgroup of Meat which consists of Chicken, Beef, Pork, Lamb, Buffalo and Duck registered a slower increase of 3.4 per cent in September 2023 (August 2023: 5.8%). Chicken being the largest component in the subgroup of Meat increased to 0.9 per cent as against 5.7 per cent in August 2023. The average price of Standard chicken in Malaysia increased to RM10.01 per kilogramme as compared to RM9.86 per kilogramme in September 2022 (August 2023: RM10.21). The increase in this subgroup of Meat was also driven by the increase in Pork (17.6%) and Duck (4.7%). However, on a monthly comparison, the subgroup of Meat decreased to negative 0.9 per cent (August 2023: -1.1%).

Meanwhile, the subgroup of Milk, cheese & eggs moderated to 3.4 per cent in September 2023 (August 2023: 4.0%). The expenditure class of Evaporated/condensed milk and Milk powder & other dairy products increased slower to 4.6 per cent (August 2023: 5.7%) and 4.1 per cent (August 2023: 4.7%) respectively. The subgroup of Oils & fats continued to register a decline in September 2023 to negative 1.2 per cent (August 2023: -1.4%). This was due to the setting of the maximum retail price of bottled cooking oil for 1 kilogramme, 2 kilogrammes, 3 kilogrammes and 5 kilogrammes by the government.

Furthermore, the inflation for Restaurants & Hotels slowed to 4.4 per cent in September 2023 as against 4.7 per cent in August 2023. The lower increase in the subgroup of Accommodation services to 4.7 per cent as compared to 5.1 per cent in August 2023 has contributed to the inflation in this group.

Inflation for Transport recorded a negative 0.1 per cent in September 2023 (August 2023: 0.0%). This was mainly driven by the subgroup of Transport services which declined by a negative 1.4 per cent (August 2023: 3.5%). Nevertheless, the increase in the price of Unleaded petrol RON97 at RM3.40 per litre as against RM4.16 per litre in September 2022 (August 2023: RM3.37 per litre) to a certain extent offset the inflation of this group.

Chief Statistician Malaysia, Dato' Sri Dr. Mohd Uzir Mahidin also said, with regards to inflation at the state level, ten states recorded increases below the national inflation level of 1.9 per cent. However, six states recorded increases above the national inflation level namely Sarawak (2.7%), Wilayah Persekutuan Putrajaya (2.6%), Perak (2.3%), Perlis (2.2%), Selangor (2.1%) and Pahang (2.0%). All states registered an increase in the inflation of Food & Non-Alcoholic Beverages. The highest increase was recorded by Wilayah Persekutuan Putrajaya (5.9%), followed by Sarawak (5.2%), Selangor (4.9%), Pulau Pinang (4.5%), Melaka (4.1%) and Wilayah Persekutuan Labuan (3.9%). Meanwhile, other states showed an increase below the national inflation of Food & Non-Alcoholic Beverages of 3.9 per cent in September 2023.

In addition, the monthly headline inflation in September 2023 increased 0.1 per cent mainly contributed by Alcoholic Beverages & Tobacco and Miscellaneous Goods & Services, which recorded an increase of 0.4 per cent and 0.2 per cent respectively. Meanwhile, the inflation for the third quarter of 2023 inclined 2.0 per cent to 130.7 as compared to 128.1 in the same quarter of the preceding year. On a quarterly basis, inflation increased 0.4 per cent, the same rate recorded in the second quarter of 2023. The core inflation remained at 2.5 per cent, the same rate as recorded in August 2023 but it still surpassed the overall national inflation rate (1.9%). The highest increase was recorded by Food & Non-Alcoholic Beverages group with a 5.1 per cent. This was followed by Restaurants & Hotels (4.4%) and Transport (2.9%).

Embargo: Only to be published or disseminated at 1200 hour, Friday, 20 October 2023

In comparison to inflation of other countries, inflation in Malaysia (1.9%) was lower than inflation in the Philippines (6.1%), Eurozone (4.3%), Republic of Korea (3.7%), Vietnam (3.7%), United States of America (3.7%) and Indonesia (2.3%). However, the rate is higher than Thailand (0.3%) and China (0.0%).

DOSM has launched OpenDOSM NextGen as a medium that provides a catalogue of data and visualisation to facilitate users in analysing various data. OpenDOSM NextGen is an open source data sharing platform and accessible through <https://open.dosm.gov.my> portal.

The Government of Malaysia has declared National Statistics Day (MyStats Day) on October 20 each year. MyStats Day theme is “Statistics is the Essence of Life”.

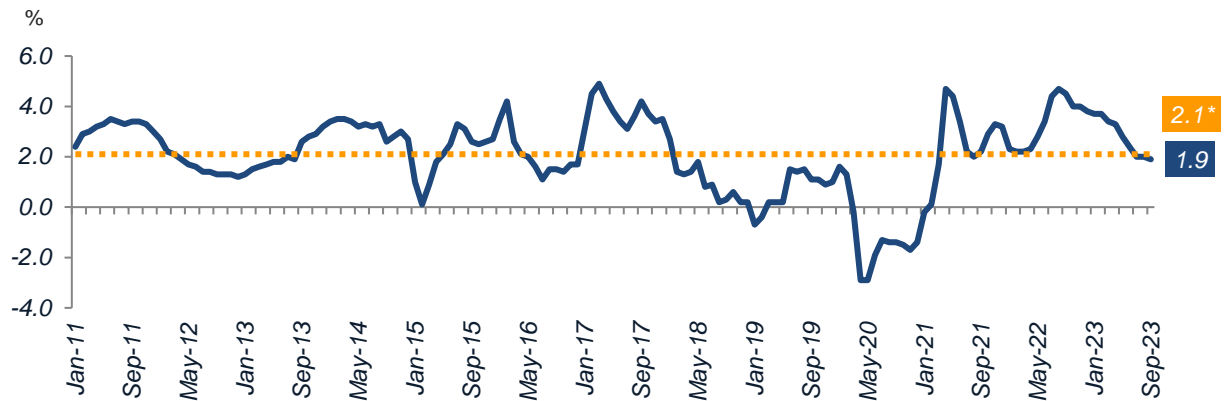
Released by:

**THE OFFICE OF CHIEF STATISTICIAN MALAYSIA
DEPARTMENT OF STATISTICS MALAYSIA
20 OCTOBER 2023**

Embargo: Only to be published or disseminated at 1200 hour, Friday, 20 October 2023

Chart 1

Malaysia Headline Inflation, January 2011 – September 2023



Note: * Average inflation for the period of January 2011 to September 2023

Chart 2

Malaysia Headline Inflation, Core Inflation and Inflation without Fuel, September 2022 – September 2023

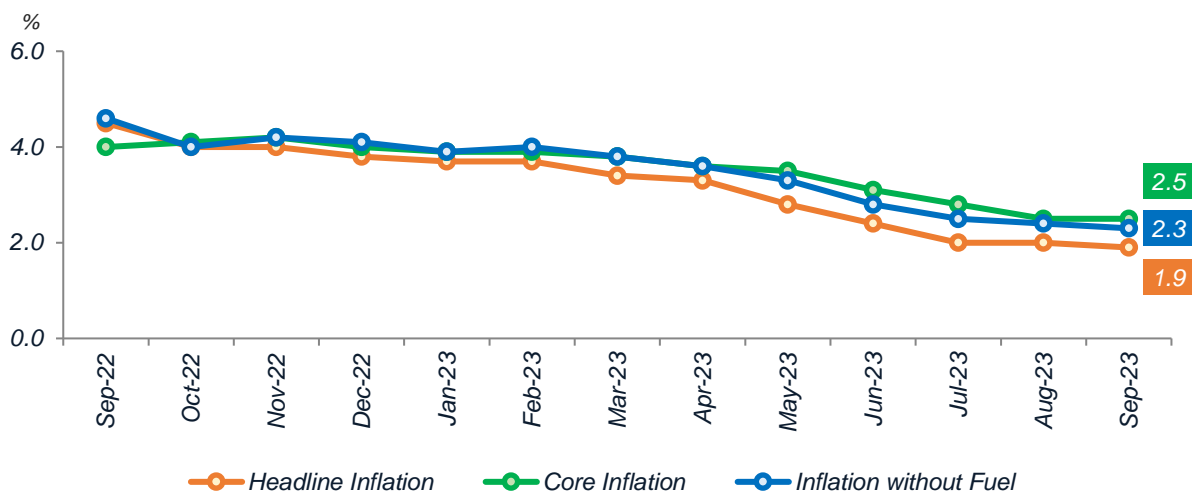


Chart 3

Inflation for Income Group Below RM3,000, September 2020 – September 2023

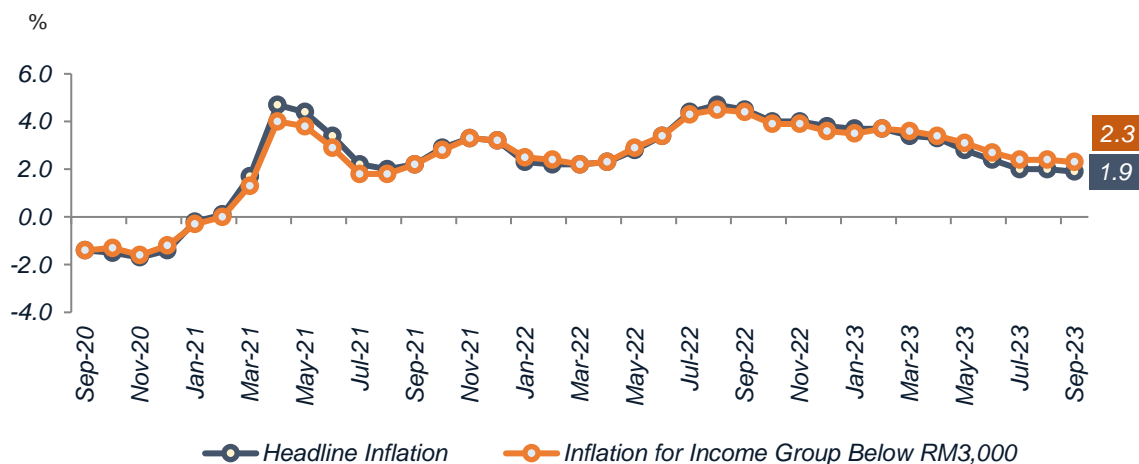


Chart 4

Inflation by Quadrant, August 2023 & September 2023

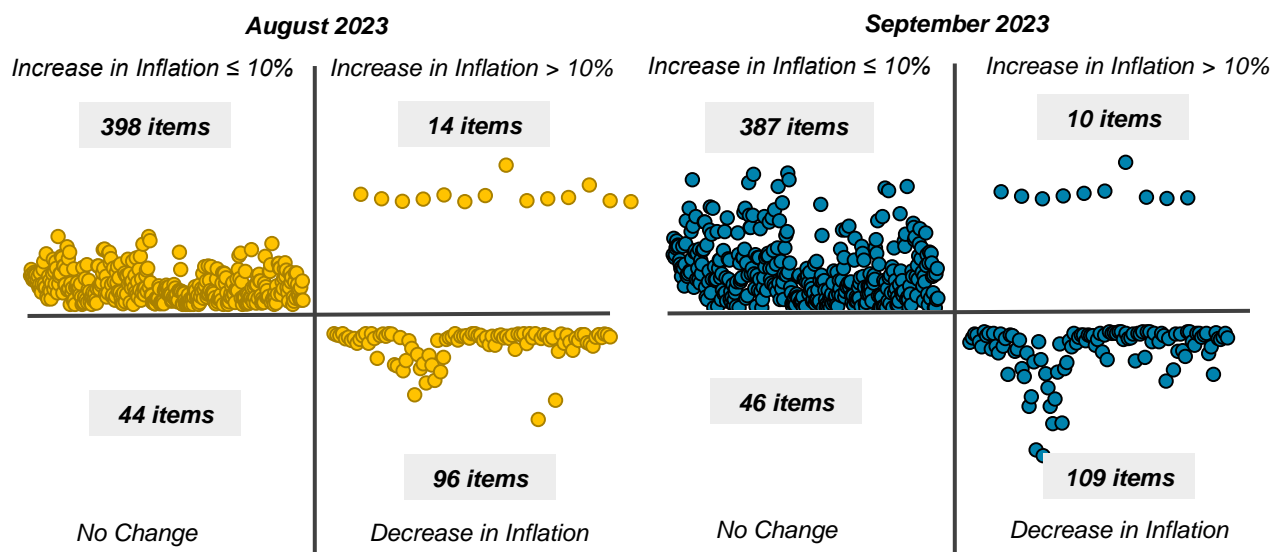


Chart 5

Distribution of Inflation for Food and Non-Food that Increased ≤10%, August 2023 & September 2023

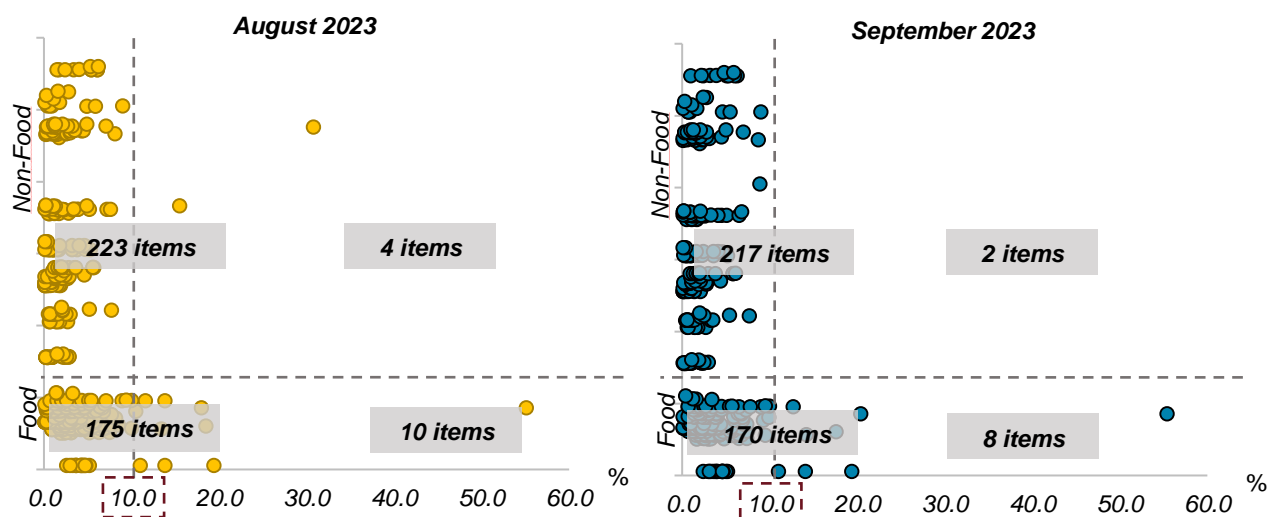


Chart 6

**Inflation of Selected Food for Income Group Below RM3,000,
September 2021 – September 2023**

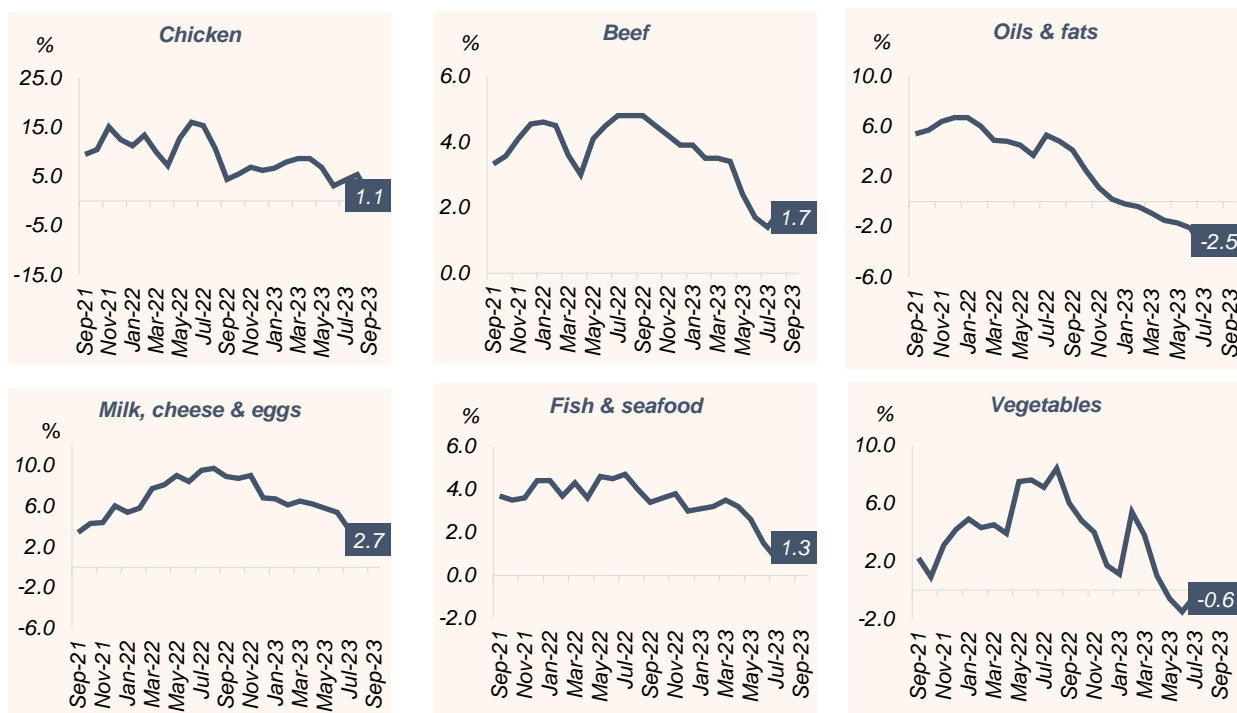


Chart 7

**Average Price of Unleaded Petrol RON95, Unleaded Petrol RON97 and Diesel,
September 2022 – September 2023**

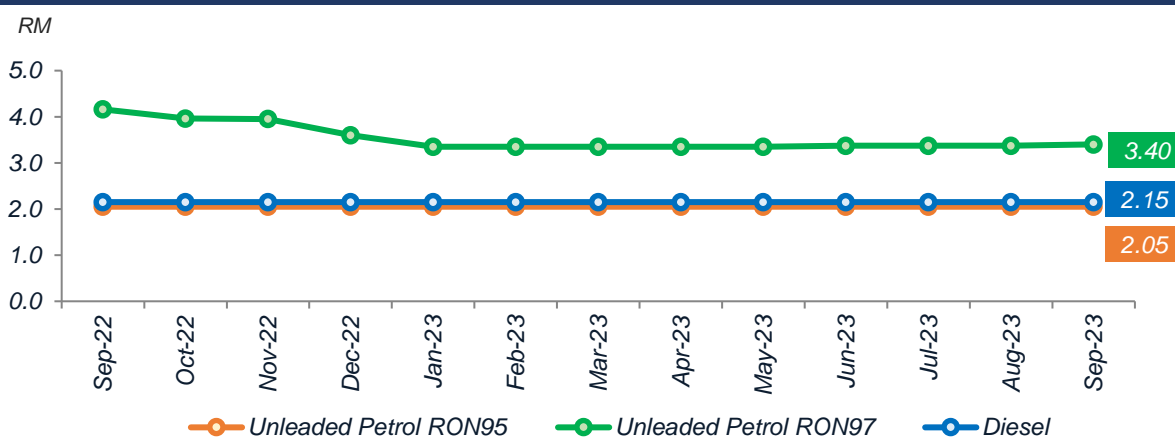


Chart 8

Inflation by Main Group, August 2023 & September 2023

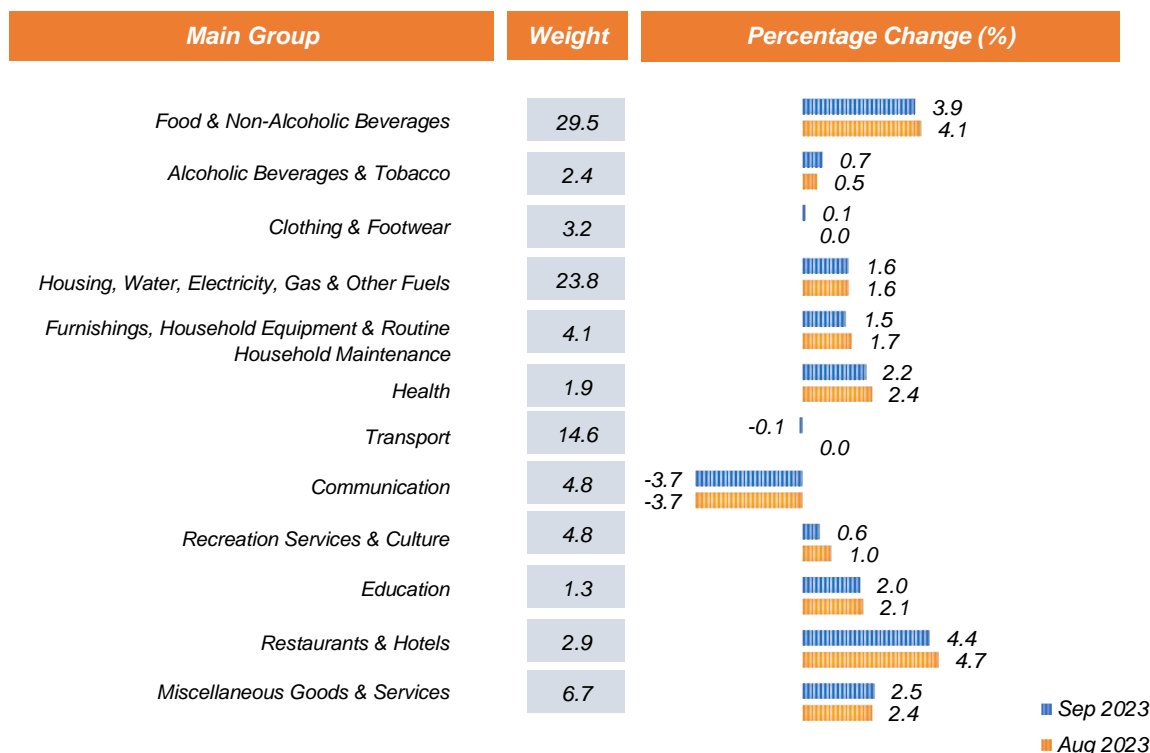


Chart 9

Inflation for Food & Non-Alcoholic Beverages, September 2020 – September 2023

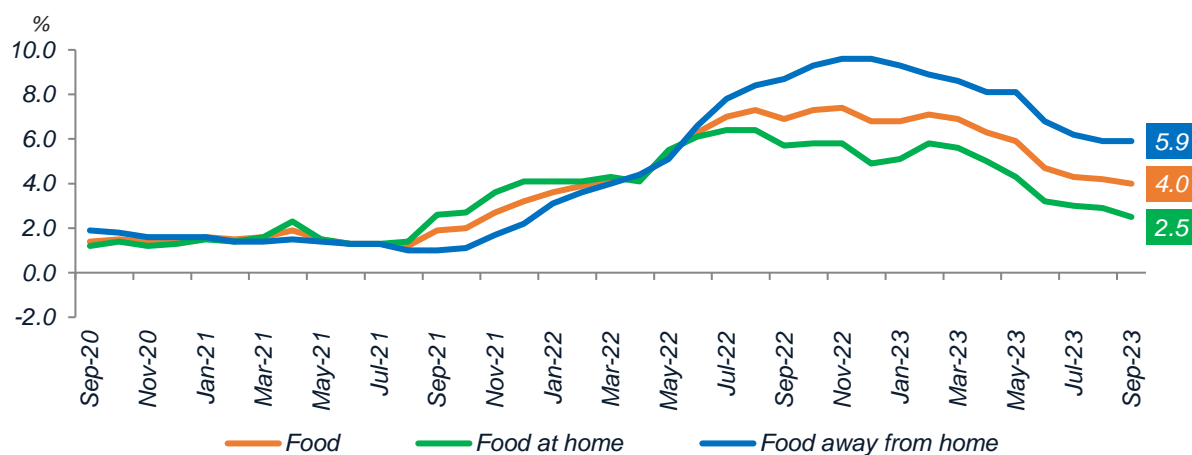
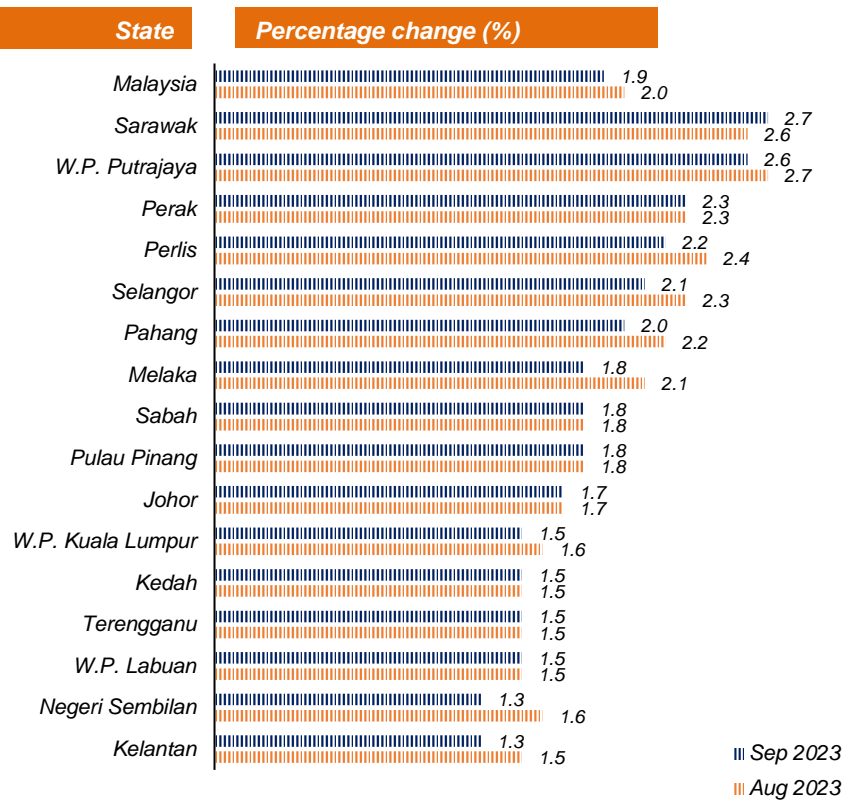


Chart 10

Inflation by State, August 2023 & September 2023



W.P.: Wilayah Persekutuan

Chart 11

Inflation of Selected Countries, September 2021 – September 2023

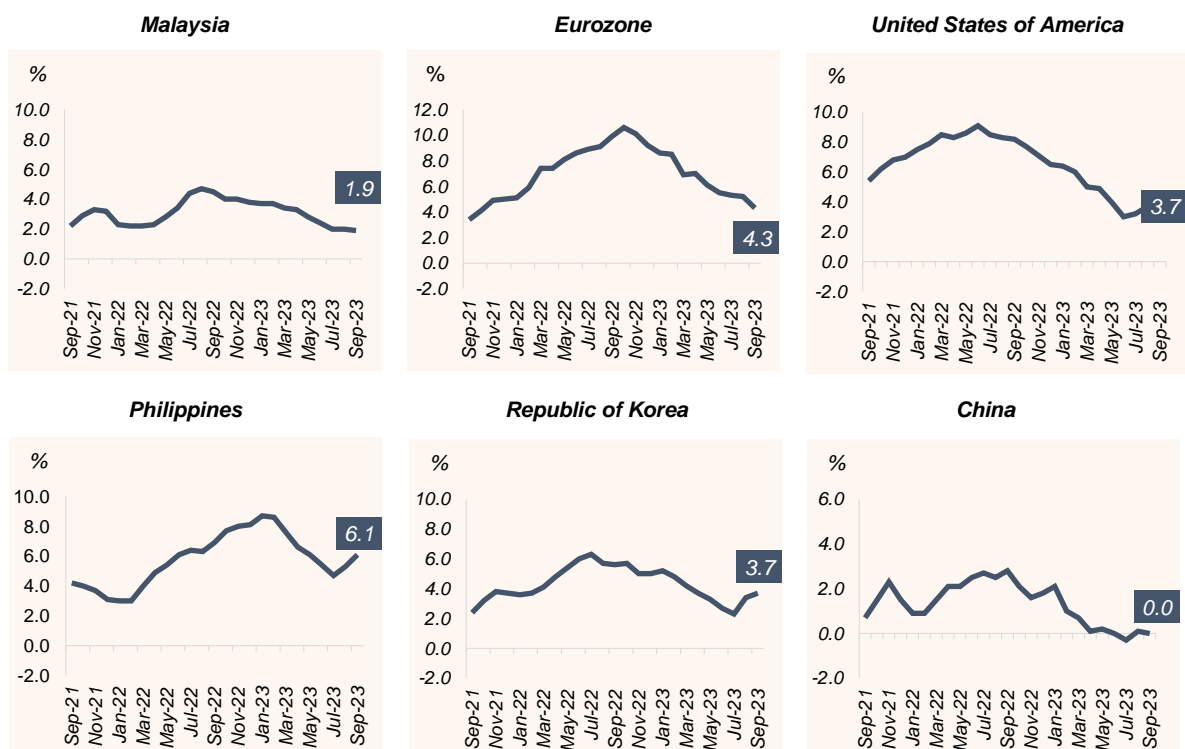
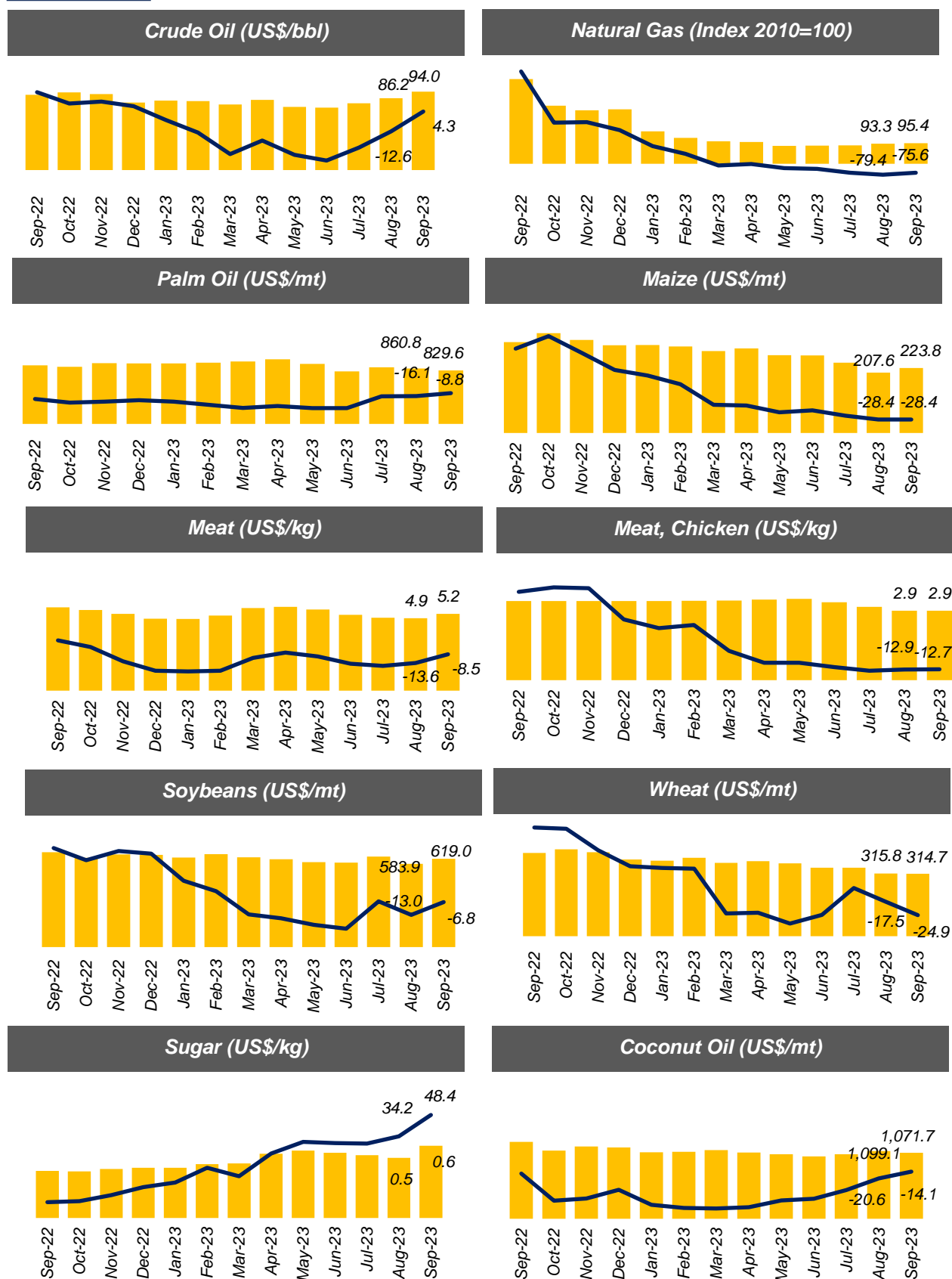


Chart 12 Global Selected Commodity Prices



Global commodity price (US\$) — Percentage change year-on-year

Source: Commodity Monthly Prices, World Bank

Notes:

Bbl : Brazilian Butt Lift (barrel) (1bbl = 159 litres)

Mt : Million Tonne

Mmbtu : Metric Million British Thermal Unit