KEMENTERIAN EKONOMI
JABATAN PERANGKAAN MALAYSIA

# JADUAL HAYAT RINGKAS, MALAYSIA, 2024-2026

## *ABRIDGED LIFE TABLES, MALAYSIA, 2024-2026*

**Pemakluman**

Jabatan Perangkaan Malaysia (DOSM) sedang melaksanakan **Banci Ekonomi 2026 (BE2026)** dengan tema **"Data Nadi Ekonomi Rakyat"**. Pelaksanaan Banci Ekonomi kali keenam ini berlangsung **dari 5 Januari hingga 31 Oktober 2026**. BE2026 bertujuan untuk mengumpul data yang menyeluruh dan berstruktur daripada semua pertubuhan perniagaan berdaftar dan tidak berdaftar di Malaysia, bagi menilai prestasi, struktur serta ciri-ciri ekonomi negara secara komprehensif dan berasaskan bukti.

**OpenDOSM NextGen** adalah medium yang menyediakan katalog data dan visualisasi bagi memudahkan pengguna menganalisis pelbagai data dan boleh diakses melalui portal https://open.dosm.gov.my.

***Announcement***

*The Department of Statistics Malaysia (DOSM) is conducting the **Economic Census 2026 (BE2026)**, with themed **"Data Nadi Ekonomi Rakyat"**. The sixth Economic Census, will be carried out from **5th January to 31st October 2026**. BE2026 aims to collect comprehensive and structured data from all registered and unregistered business establishments in Malaysia to assess the nation's economic performance, structure and characteristics in an evidence-based manner.*

***OpenDOSM NextGen** is a medium that provides data catalogue and visualisations to facilitate users' analysis and can be accessed through https://open.dosm.gov.my.*

**JABATAN PERANGKAAN MALAYSIA**
*DEPARTMENT OF STATISTICS MALAYSIA*

Diterbitkan dan dicetak oleh / *Published and printed by*:
**Jabatan Perangkaan Malaysia**
***Department of Statistics Malaysia***
Blok C6 & C7, Kompleks C,
Pusat Pentadbiran Kerajaan Persekutuan
62514 Putrajaya,
**MALAYSIA**

| | | |
|---|---|---|
| Tel. | : | 03-8885 7000 |
| Faks | : | 03-8888 9248 |
| Portal | : | https://www.dosm.gov.my |
| Facebook / X / Instagram / YouTube | : | StatsMalaysia |
| E-mel / *E-mail* | : | info@dosm.gov.my<br>(pertanyaan umum / *general enquiries*)<br>data@dosm.gov.my<br>(pertanyaan & permintaan data / *data request & enquiries*) |
| Harga / *Price* | : | RM140.00 |

Diterbitkan pada September 2026 / *Published in September 2026*

**Hakcipta terpelihara** / *All rights reserved*.

Tiada bahagian daripada terbitan ini boleh diterbitkan semula, disimpan untuk pengeluaran atau ditukar dalam apa-apa bentuk atau alat apa jua pun kecuali setelah mendapat kebenaran daripada Jabatan Perangkaan Malaysia. Pengguna yang mengeluarkan sebarang maklumat dari terbitan ini sama ada yang asal atau diolah semula hendaklah meletakkan kenyataan berikut:

"Sumber: Jabatan Perangkaan Malaysia"

*No part of this publication may be reproduced or distributed in any form or by any means or stored in database without the prior written permission from Department of Statistics Malaysia. Users reproducing content of this publication with or without adaptation should quote the following:*

*"Source: Department of Statistics Malaysia"*

**ISSN 0128 - 0007**

# KATA PENGANTAR

Jadual Hayat Ringkas, Malaysia, 2024-2026 mengandungi jadual hayat ringkas mengikut kumpulan umur, kumpulan etnik dan jantina di peringkat Malaysia dan negeri. Penerbitan ini juga membentangkan jadual hayat ringkas mengikut daerah pentadbiran meliputi kumpulan umur dan jantina. Jadual hayat ringkas ini dijana menggunakan statistik kematian pertengahan tahun dan anggaran penduduk pertengahan tahun. Statistik berkaitan jadual hayat ringkas yang diterbitkan dalam laporan ini adalah berdasarkan konsep dan garis panduan daripada *Model Life Tables for Developing Countries*, yang diterbitkan oleh *United Nations* (1982) dan *Modified Logit Life Table System: Principles, Empirical Validation and Application* yang diterbitkan oleh *World Health Organization* (2003).

Jangkaan hayat ketika lahir digunakan secara meluas untuk mengukur tahap mortaliti penduduk, manakala nisbah ketakatan diperlukan sebagai input utama dalam penyediaan unjuran penduduk. Statistik ini turut digunakan sebagai input dalam pembentukan, pelaksanaan dan pemantauan dasar di peringkat nasional dan antarabangsa terutamanya dalam bidang kependudukan, kesihatan dan ekonomi.

Penerbitan ini mengandungi lima bahagian utama. Bahagian pertama penerbitan ini membentangkan infografik dan ringkasan penemuan, manakala bahagian kedua memuatkan jadual ringkasan peringkat Malaysia. Bahagian ketiga dan keempat pula memuatkan jadual terperinci peringkat Malaysia, negeri dan daerah pentadbiran bagi membantu pengguna membuat analisis. Bahagian terakhir mengandungi nota teknikal yang menerangkan konsep, definisi dan metodologi bagi membantu pengguna memahami statistik yang diterbitkan.

Jabatan merakamkan setinggi-tinggi penghargaan kepada semua pihak yang telah menyumbang dalam penyediaan penerbitan ini. Setiap maklum balas dan cadangan daripada semua pihak untuk penambahbaikan penerbitan ini pada masa akan datang amat dihargai.

SITI ASIAH AHMAD
Ketua Perangkawan Malaysia

September 2026

# *PREFACE*

*Abridged Life Tables, Malaysia, 2024-2026 presents abridged life tables by age group, ethnic group and sex at Malaysia and state levels. This publication also presents abridged life tables by administrative districts which cover age group and sex. These abridged life tables are generated based on the mid-year deaths statistics and mid-year population estimates. The statistics on abridged life tables published in this report are calculated using the concepts and guidelines from Model Life Tables for Developing Countries, published by United Nations (1982) and Modified Logit Life Table System: Principles, Empirical Validation and Application published by World Health Organization (2003).*

*Life expectancy at birth is widely used to measure the overall level of mortality in a population, while survival ratios are key inputs in the preparation of population projections. These statistics are also used as inputs in the formulation, implementation and monitoring of policy at the national and international levels particularly in the field of population, health and economy.*

*This publication consists of five main parts. The first part of this publication presents the infographic and summary of findings, while the second part contains a summary table at Malaysia level. The third and fourth parts include a detailed table at Malaysia, state and administrative districts levels to facilitate users in conducting analysis. The last part contains technical notes explaining the concepts, definitions and methodology to assist users in understanding the published statistics.*

*The Department gratefully acknowledges the cooperation rendered by all parties who have contributed in preparing this publication. Every feedback and suggestion from all parties towards improving the future publication is highly appreciated.*

*SITI ASIAH AHMAD*
*Chief Statistician Malaysia*

*September 2026*

# KANDUNGAN
*CONTENTS*


| | **Muka Surat**<br>*Page* |
|---|---|
| **KATA PENGANTAR**<br>*PREFACE* | iii |
| **SENARAI JADUAL**<br>*LIST OF TABLES* | vii |
| **PENEMUAN UTAMA**<br>*MAIN FINDINGS* | 1 |
| **RINGKASAN PENEMUAN**<br>*SUMMARY OF FINDINGS* | 9 |
| **JADUAL STATISTIK**<br>*STATISTICAL TABLES* | 37 |
| **NOTA TEKNIKAL**<br>*TECHNICAL NOTES* | 649 |

**Muka surat ini sengaja dibiarkan kosong**

*This page is deliberately left blank*

# SENARAI JADUAL
*LIST OF TABLES*

**Muka surat**
*Page*


**1. JADUAL UTAMA**
*MAIN TABLES*

**1.1** **Jangkaan hayat ketika lahir mengikut jantina dan negeri, Malaysia, 2020-2026** 37
*Life expectancy at birth by sex and state, Malaysia, 2020-2026*

**1.2** **Jangkaan hayat ketika lahir mengikut jantina dan kumpulan etnik, Malaysia, 1991-2026** 39
*Life expectancy at birth by sex and ethnic group, Malaysia, 1991-2026*

**1.3** **Jangkaan hayat mengikut jantina, umur dan kumpulan etnik, Malaysia, 2024** 42
*Life expectancy by sex, age and ethnic group, Malaysia, 2024*

**1.4** **Jangkaan hayat mengikut jantina, umur dan kumpulan etnik, Malaysia, 2025[p]** 43
*Life expectancy by sex, age and ethnic group, Malaysia, 2025 [p]*

**1.5** **Jangkaan hayat mengikut jantina, umur dan kumpulan etnik, Malaysia, 2026[e]** 44
*Life expectancy by sex, age and ethnic group, Malaysia, 2026 [e]*

**1.6** **Penakat mengikut jantina dan umur, Malaysia, 2024-2026** 45
*Survivors by sex and age, Malaysia, 2024-2026*

**1.7** **Penakat mengikut jantina, umur dan kumpulan etnik, Malaysia, 2024** 46
*Survivors by sex, age and ethnic group, Malaysia, 2024*

**1.8** **Penakat mengikut jantina, umur dan kumpulan etnik, Malaysia, 2025[p]** 47
*Survivors by sex, age and ethnic group, Malaysia, 2025 [p]*

**1.9** **Penakat mengikut jantina, umur dan kumpulan etnik, Malaysia, 2026[e]** 48
*Survivors by sex, age and ethnic group, Malaysia, 2026 [e]*

**1.10** **Jangkaan hayat ketika lahir mengikut kumpulan etnik utama dan jantina, Malaysia, 1957-2026** 49
*Life expectancy at birth by major ethnic group and sex, Malaysia, 1957-2026*

**Muka surat**
*Page*


**1.11 Jangkaan hayat ketika lahir mengikut jantina, kumpulan etnik dan negeri, Malaysia, 2024** 51
*Life expectancy at birth by sex, ethnic group and state, Malaysia, 2024*

**1.12 Jangkaan hayat ketika lahir mengikut jantina, kumpulan etnik dan negeri, Malaysia, 2025[p]** 53
*Life expectancy at birth by sex, ethnic group and state, Malaysia, 2025 [p]*

**1.13 Jangkaan hayat ketika lahir mengikut jantina, kumpulan etnik dan negeri, Malaysia, 2026[e]** 55
*Life expectancy at birth by sex, ethnic group and state, Malaysia, 2026 [e]*

**1.14 Jangkaan hayat ketika lahir mengikut negeri, daerah pentadbiran dan jantina, Malaysia, 2024** 57
*Life expectancy at birth by state, administrative district and sex, Malaysia, 2024*

**1.15 Jangkaan hayat ketika lahir mengikut negeri, daerah pentadbiran dan jantina, Malaysia, 2025[p]** 60
*Life expectancy at birth by state, administrative district and sex, Malaysia, 2025 [p]*

**1.16 Jangkaan hayat ketika lahir mengikut negeri, daerah pentadbiran dan jantina, Malaysia, 2026[e]** 63
*Life expectancy at birth by state, administrative district and sex, Malaysia, 2026 [e]*

**2. JADUAL HAYAT RINGKAS, MALAYSIA**
*ABRIDGED LIFE TABLES, MALAYSIA*

**2.1 Jadual hayat ringkas mengikut jantina dan umur, Malaysia, 2024** 67
*Abridged life table by sex and age, Malaysia, 2024*

**2.1.1 Jadual hayat ringkas bagi Warganegara mengikut jantina dan umur, Malaysia, 2024** 68
*Abridged life table for Citizens by sex and age, Malaysia, 2024*

**2.1.2 Jadual hayat ringkas bagi etnik Bumiputera mengikut jantina dan umur, Malaysia, 2024** 69
*Abridged life table for Bumiputera by sex and age, Malaysia, 2024*

**2.1.3 Jadual hayat ringkas bagi etnik Melayu mengikut jantina dan umur, Malaysia, 2024** 70
*Abridged life table for Malay by sex and age, Malaysia, 2024*

**Muka surat**
*Page*


2.1.4 **Jadual hayat ringkas bagi etnik Bumiputera Lain mengikut jantina dan umur, Malaysia, 2024** 71
*Abridged life table for Other Bumiputera by sex and age, Malaysia, 2024*

2.1.5 **Jadual hayat ringkas bagi etnik Cina mengikut jantina dan umur, Malaysia, 2024** 72
*Abridged life table for Chinese by sex and age, Malaysia, 2024*

2.1.6 **Jadual hayat ringkas bagi etnik India mengikut jantina dan umur, Malaysia, 2024** 73
*Abridged life table for Indians by sex and age, Malaysia, 2024*

2.1.7 **Jadual hayat ringkas bagi Bukan warganegara mengikut jantina dan umur, Malaysia, 2024** 74
*Abridged life table for Non-citizens by sex and age, Malaysia, 2024*

2.2 **Jadual hayat ringkas mengikut jantina dan umur, Malaysia, 2025[p]** 75
*Abridged life table by sex and age, Malaysia, 2025 [p]*

2.2.1 **Jadual hayat ringkas bagi Warganegara mengikut jantina dan umur, Malaysia, 2025[p]** 76
*Abridged life table for Citizens by sex and age, Malaysia, 2025 [p]*

2.2.2 **Jadual hayat ringkas bagi etnik Bumiputera mengikut jantina dan umur, Malaysia, 2025[p]** 77
*Abridged life table for Bumiputera by sex and age, Malaysia, 2025 [p]*

2.2.3 **Jadual hayat ringkas bagi etnik Melayu mengikut jantina dan umur, Malaysia, 2025[p]** 78
*Abridged life table for Malay by sex and age, Malaysia, 2025 [p]*

2.2.4 **Jadual hayat ringkas bagi etnik Bumiputera Lain mengikut jantina dan umur, Malaysia, 2025[p]** 79
*Abridged life table for Other Bumiputera by sex and age, Malaysia, 2025 [p]*

2.2.5 **Jadual hayat ringkas bagi etnik Cina mengikut jantina dan umur, Malaysia, 2025[p]** 80
*Abridged life table for Chinese by sex and age, Malaysia, 2025 [p]*

2.2.6 **Jadual hayat ringkas bagi etnik India mengikut jantina dan umur, Malaysia, 2025[p]** 81
*Abridged life table for Indians by sex and age, Malaysia, 2025 [p]*

**Muka surat**
*Page*

**2.2.7** **Jadual hayat ringkas bagi Bukan warganegara mengikut jantina dan umur, Malaysia, 2025[p]** 82
*Abridged life table for Non-citizens by sex and age, Malaysia, 2025 [p]*

**2.3** **Jadual hayat ringkas mengikut jantina dan umur, Malaysia, 2026[e]** 83
*Abridged life table by sex and age, Malaysia, 2026 [e]*

**2.3.1** **Jadual hayat ringkas bagi Warganegara mengikut jantina dan umur, Malaysia, 2026[e]** 84
*Abridged life table for Citizens by sex and age, Malaysia, 2026 [e]*

**2.3.2** **Jadual hayat ringkas bagi etnik Bumiputera mengikut jantina dan umur, Malaysia, 2026[e]** 85
*Abridged life table for Bumiputera by sex and age, Malaysia, 2026 [e]*

**2.3.3** **Jadual hayat ringkas bagi etnik Melayu mengikut jantina dan umur, Malaysia, 2026[e]** 86
*Abridged life table for Malay by sex and age, Malaysia, 2026 [e]*

**2.3.4** **Jadual hayat ringkas bagi etnik Bumiputera Lain mengikut jantina dan umur, Malaysia, 2026[e]** 87
*Abridged life table for Other Bumiputera by sex and age, Malaysia, 2026 [e]*

**2.3.5** **Jadual hayat ringkas bagi etnik Cina mengikut jantina dan umur, Malaysia, 2026[e]** 88
*Abridged life table for Chinese by sex and age, Malaysia, 2026 [e]*

**2.3.6** **Jadual hayat ringkas bagi etnik India mengikut jantina dan umur, Malaysia, 2026[e]** 89
*Abridged life table for Indians by sex and age, Malaysia, 2026 [e]*

**2.3.7** **Jadual hayat ringkas bagi Bukan warganegara mengikut jantina dan umur, Malaysia, 2026[e]** 90
*Abridged life table for Non-citizens by sex and age, Malaysia, 2026 [e]*

**Muka surat**
*Page*


**3. JADUAL HAYAT RINGKAS, NEGERI DAN DAERAH PENTADBIRAN, 2024**
*ABRIDGED LIFE TABLES, STATE AND ADMINISTRATIVE DISTRICT, 2024*

**3.1 Jadual hayat ringkas mengikut jantina dan umur, Johor, 2024** 91
*Abridged life table by sex and age, Johor, 2024*

**3.1.1 Jadual hayat ringkas mengikut jantina dan umur, Batu Pahat, Johor, 2024** 92
*Abridged life table by sex and age, Batu Pahat, Johor, 2024*

**3.1.2 Jadual hayat ringkas mengikut jantina dan umur, Johor Bahru, Johor, 2024** 93
*Abridged life table by sex and age, Johor Bahru, Johor, 2024*

**3.1.3 Jadual hayat ringkas mengikut jantina dan umur, Kluang, Johor, 2024** 94
*Abridged life table by sex and age, Kluang, Johor, 2024*

**3.1.4 Jadual hayat ringkas mengikut jantina dan umur, Kota Tinggi, Johor, 2024** 95
*Abridged life table by sex and age, Kota Tinggi, Johor, 2024*

**3.1.5 Jadual hayat ringkas mengikut jantina dan umur, Mersing, Johor, 2024** 96
*Abridged life table by sex and age, Mersing, Johor, 2024*

**3.1.6 Jadual hayat ringkas mengikut jantina dan umur, Muar, Johor, 2024** 97
*Abridged life table by sex and age, Muar, Johor, 2024*

**3.1.7 Jadual hayat ringkas mengikut jantina dan umur, Pontian, Johor, 2024** 98
*Abridged life table by sex and age, Pontian, Johor, 2024*

**3.1.8 Jadual hayat ringkas mengikut jantina dan umur, Segamat, Johor, 2024** 99
*Abridged life table by sex and age, Segamat, Johor, 2024*

**3.1.9 Jadual hayat ringkas mengikut jantina dan umur, Kulai, Johor, 2024** 100
*Abridged life table by sex and age, Kulai, Johor, 2024*

**3.1.10 Jadual hayat ringkas mengikut jantina dan umur, Tangkak, Johor, 2024** 101
*Abridged life table by sex and age, Tangkak, Johor, 2024*

**Muka surat**
*Page*


3.2 **Jadual hayat ringkas mengikut jantina dan umur, Kedah, 2024** 103
*Abridged life table by sex and age, Kedah, 2024*

3.2.1 **Jadual hayat ringkas mengikut jantina dan umur, Baling, Kedah, 2024** 104
*Abridged life table by sex and age, Baling, Kedah, 2024*

3.2.2 **Jadual hayat ringkas mengikut jantina dan umur, Bandar Baharu, Kedah, 2024** 105
*Abridged life table by sex and age, Bandar Baharu, Kedah, 2024*

3.2.3 **Jadual hayat ringkas mengikut jantina dan umur, Kota Setar, Kedah, 2024** 106
*Abridged life table by sex and age, Kota Setar, Kedah, 2024*

3.2.4 **Jadual hayat ringkas mengikut jantina dan umur, Kuala Muda, Kedah, 2024** 107
*Abridged life table by sex and age, Kuala Muda, Kedah, 2024*

3.2.5 **Jadual hayat ringkas mengikut jantina dan umur, Kubang Pasu, Kedah, 2024** 108
*Abridged life table by sex and age, Kubang Pasu, Kedah, 2024*

3.2.6 **Jadual hayat ringkas mengikut jantina dan umur, Kulim, Kedah, 2024** 109
*Abridged life table by sex and age, Kulim, Kedah, 2024*

3.2.7 **Jadual hayat ringkas mengikut jantina dan umur, Langkawi, Kedah, 2024** 110
*Abridged life table by sex and age, Langkawi, Kedah, 2024*

3.2.8 **Jadual hayat ringkas mengikut jantina dan umur, Padang Terap, Kedah, 2024** 111
*Abridged life table by sex and age, Padang Terap, Kedah, 2024*

3.2.9 **Jadual hayat ringkas mengikut jantina dan umur, Sik, Kedah, 2024** 112
*Abridged life table by sex and age, Sik, Kedah, 2024*

3.2.10 **Jadual hayat ringkas mengikut jantina dan umur, Yan, Kedah, 2024** 113
*Abridged life table by sex and age, Yan, Kedah, 2024*

3.2.11 **Jadual hayat ringkas mengikut jantina dan umur, Pendang, Kedah, 2024** 114
*Abridged life table by sex and age, Pendang, Kedah, 2024*

**Muka surat**
*Page*


3.2.12 **Jadual hayat ringkas mengikut jantina dan umur, Pokok Sena, Kedah, 2024** 115
*Abridged life table by sex and age, Pokok Sena, Kedah, 2024*

3.3 **Jadual hayat ringkas mengikut jantina dan umur, Kelantan, 2024** 117
*Abridged life table by sex and age, Kelantan, 2024*

3.3.1 **Jadual hayat ringkas mengikut jantina dan umur, Bachok, Kelantan, 2024** 118
*Abridged life table by sex and age, Bachok, Kelantan, 2024*

3.3.2 **Jadual hayat ringkas mengikut jantina dan umur, Kota Bharu, Kelantan, 2024** 119
*Abridged life table by sex and age, Kota Bharu, Kelantan, 2024*

3.3.3 **Jadual hayat ringkas mengikut jantina dan umur, Machang, Kelantan, 2024** 120
*Abridged life table by sex and age, Machang, Kelantan, 2024*

3.3.4 **Jadual hayat ringkas mengikut jantina dan umur, Pasir Mas, Kelantan, 2024** 121
*Abridged life table by sex and age, Pasir Mas, Kelantan, 2024*

3.3.5 **Jadual hayat ringkas mengikut jantina dan umur, Pasir Puteh, Kelantan, 2024** 122
*Abridged life table by sex and age, Pasir Puteh, Kelantan, 2024*

3.3.6 **Jadual hayat ringkas mengikut jantina dan umur, Tanah Merah, Kelantan, 2024** 123
*Abridged life table by sex and age, Tanah Merah, Kelantan, 2024*

3.3.7 **Jadual hayat ringkas mengikut jantina dan umur, Tumpat, Kelantan, 2024** 124
*Abridged life table by sex and age, Tumpat, Kelantan, 2024*

3.3.8 **Jadual hayat ringkas mengikut jantina dan umur, Gua Musang, Kelantan, 2024** 125
*Abridged life table by sex and age, Gua Musang, Kelantan, 2024*

3.3.9 **Jadual hayat ringkas mengikut jantina dan umur, Kuala Krai, Kelantan, 2024** 126
*Abridged life table by sex and age, Kuala Krai, Kelantan, 2024*

**Muka surat**
*Page*


**3.3.10** **Jadual hayat ringkas mengikut jantina dan umur, Jeli, Kelantan, 2024** 127
*Abridged life table by sex and age, Jeli, Kelantan, 2024*

**3.3.11** **Jadual hayat ringkas mengikut jantina dan umur, Kecil Lojing, Kelantan, 2024** 128
*Abridged life table by sex and age, Kecil Lojing, Kelantan, 2024*

**3.4** **Jadual hayat ringkas mengikut jantina dan umur, Melaka, 2024** 129
*Abridged life table by sex and age, Melaka, 2024*

**3.4.1** **Jadual hayat ringkas mengikut jantina dan umur, Alor Gajah, Melaka, 2024** 130
*Abridged life table by sex and age, Alor Gajah, Melaka, 2024*

**3.4.2** **Jadual hayat ringkas mengikut jantina dan umur, Jasin, Melaka, 2024** 131
*Abridged life table by sex and age, Jasin, Melaka, 2024*

**3.4.3** **Jadual hayat ringkas mengikut jantina dan umur, Melaka Tengah, Melaka, 2024** 132
*Abridged life table by sex and age, Melaka Tengah, Melaka, 2024*

**3.5** **Jadual hayat ringkas mengikut jantina dan umur, Negeri Sembilan, 2024** 133
*Abridged life table by sex and age, Negeri Sembilan, 2024*

**3.5.1** **Jadual hayat ringkas mengikut jantina dan umur, Jelebu, Negeri Sembilan, 2024** 134
*Abridged life table by sex and age, Jelebu, Negeri Sembilan, 2024*

**3.5.2** **Jadual hayat ringkas mengikut jantina dan umur, Kuala Pilah, Negeri Sembilan, 2024** 135
*Abridged life table by sex and age, Kuala Pilah, Negeri Sembilan, 2024*

**3.5.3** **Jadual hayat ringkas mengikut jantina dan umur, Port Dickson, Negeri Sembilan, 2024** 136
*Abridged life table by sex and age, Port Dickson, Negeri Sembilan, 2024*

**3.5.4** **Jadual hayat ringkas mengikut jantina dan umur, Rembau, Negeri Sembilan, 2024** 137
*Abridged life table by sex and age, Rembau, Negeri Sembilan, 2024*

**Muka surat**
*Page*

**3.5.5** **Jadual hayat ringkas mengikut jantina dan umur, Seremban, Negeri Sembilan, 2024** 138
*Abridged life table by sex and age, Seremban, Negeri Sembilan, 2024*

**3.5.6** **Jadual hayat ringkas mengikut jantina dan umur, Tampin, Negeri Sembilan, 2024** 139
*Abridged life table by sex and age, Tampin, Negeri Sembilan, 2024*

**3.5.7** **Jadual hayat ringkas mengikut jantina dan umur, Jempol, Negeri Sembilan, 2024** 140
*Abridged life table by sex and age, Jempol, Negeri Sembilan, 2024*

**3.6** **Jadual hayat ringkas mengikut jantina dan umur, Pahang, 2024** 141
*Abridged life table by sex and age, Pahang, 2024*

**3.6.1** **Jadual hayat ringkas mengikut jantina dan umur, Bentong, Pahang, 2024** 142
*Abridged life table by sex and age, Bentong, Pahang, 2024*

**3.6.2** **Jadual hayat ringkas mengikut jantina dan umur, Cameron Highlands, Pahang, 2024** 143
*Abridged life table by sex and age, Cameron Highlands, Pahang, 2024*

**3.6.3** **Jadual hayat ringkas mengikut jantina dan umur, Jerantut, Pahang, 2024** 144
*Abridged life table by sex and age, Jerantut, Pahang, 2024*

**3.6.4** **Jadual hayat ringkas mengikut jantina dan umur, Kuantan, Pahang, 2024** 145
*Abridged life table by sex and age, Kuantan, Pahang, 2024*

**3.6.5** **Jadual hayat ringkas mengikut jantina dan umur, Lipis, Pahang, 2024** 146
*Abridged life table by sex and age, Lipis, Pahang, 2024*

**3.6.6** **Jadual hayat ringkas mengikut jantina dan umur, Pekan, Pahang, 2024** 147
*Abridged life table by sex and age, Pekan, Pahang, 2024*

**3.6.7** **Jadual hayat ringkas mengikut jantina dan umur, Raub, Pahang, 2024** 148
*Abridged life table by sex and age, Raub, Pahang, 2024*

**Muka surat**
*Page*

**3.6.8** **Jadual hayat ringkas mengikut jantina dan umur, Temerloh, Pahang, 2024** 149
*Abridged life table by sex and age, Temerloh, Pahang, 2024*

**3.6.9** **Jadual hayat ringkas mengikut jantina dan umur, Rompin, Pahang, 2024** 150
*Abridged life table by sex and age, Rompin, Pahang, 2024*

**3.6.10** **Jadual hayat ringkas mengikut jantina dan umur, Maran, Pahang, 2024** 151
*Abridged life table by sex and age, Maran, Pahang, 2024*

**3.6.11** **Jadual hayat ringkas mengikut jantina dan umur, Bera, Pahang, 2024** 152
*Abridged life table by sex and age, Bera, Pahang, 2024*

**3.7** **Jadual hayat ringkas mengikut jantina dan umur, Perak, 2024** 153
*Abridged life table by sex and age, Perak, 2024*

**3.7.1** **Jadual hayat ringkas mengikut jantina dan umur, Batang Padang, Perak, 2024** 154
*Abridged life table by sex and age, Batang Padang, Perak, 2024*

**3.7.2** **Jadual hayat ringkas mengikut jantina dan umur, Manjung, Perak, 2024** 155
*Abridged life table by sex and age, Manjung, Perak, 2024*

**3.7.3** **Jadual hayat ringkas mengikut jantina dan umur, Kinta, Perak, 2024** 156
*Abridged life table by sex and age, Kinta, Perak, 2024*

**3.7.4** **Jadual hayat ringkas mengikut jantina dan umur, Kerian, Perak, 2024** 157
*Abridged life table by sex and age, Kerian, Perak, 2024*

**3.7.5** **Jadual hayat ringkas mengikut jantina dan umur, Kuala Kangsar, Perak, 2024** 158
*Abridged life table by sex and age, Kuala Kangsar, Perak, 2024*

**3.7.6** **Jadual hayat ringkas mengikut jantina dan umur, Larut & Matang, Perak, 2024** 159
*Abridged life table by sex and age, Larut & Matang, Perak, 2024*

**3.7.7** **Jadual hayat ringkas mengikut jantina dan umur, Hilir Perak, Perak, 2024** 160
*Abridged life table by sex and age, Hilir Perak, Perak, 2024*

**Muka surat**
*Page*

**3.7.8** **Jadual hayat ringkas mengikut jantina dan umur, Hulu Perak, Perak, 2024** 161
*Abridged life table by sex and age, Hulu Perak, Perak, 2024*

**3.7.9** **Jadual hayat ringkas mengikut jantina dan umur, Perak Tengah, Perak, 2024** 162
*Abridged life table by sex and age, Perak Tengah, Perak, 2024*

**3.7.10** **Jadual hayat ringkas mengikut jantina dan umur, Kampar, Perak, 2024** 163
*Abridged life table by sex and age, Kampar, Perak, 2024*

**3.7.11** **Jadual hayat ringkas mengikut jantina dan umur, Muallim, Perak, 2024** 164
*Abridged life table by sex and age, Muallim, Perak, 2024*

**3.7.12** **Jadual hayat ringkas mengikut jantina dan umur, Bagan Datuk, Perak, 2024** 165
*Abridged life table by sex and age, Bagan Datuk, Perak, 2024*

**3.7.13** **Jadual hayat ringkas mengikut jantina dan umur, Selama, Perak, 2024** 166
*Abridged life table by sex and age, Selama, Perak, 2024*

**3.8** **Jadual hayat ringkas mengikut jantina dan umur, Perlis, 2024** 167
*Abridged life table by sex and age, Perlis, 2024*

**3.9** **Jadual hayat ringkas mengikut jantina dan umur, Pulau Pinang, 2024** 169
*Abridged life table by sex and age, Pulau Pinang, 2024*

**3.9.1** **Jadual hayat ringkas mengikut jantina dan umur, Seberang Perai Tengah, Pulau Pinang, 2024** 170
*Abridged life table by sex and age, Seberang Perai Tengah, Pulau Pinang, 2024*

**3.9.2** **Jadual hayat ringkas mengikut jantina dan umur, Seberang Perai Utara, Pulau Pinang, 2024** 171
*Abridged life table by sex and age, Seberang Perai Utara, Pulau Pinang, 2024*

**3.9.3** **Jadual hayat ringkas mengikut jantina dan umur, Seberang Perai Selatan, Pulau Pinang, 2024** 172
*Abridged life table by sex and age, Seberang Perai Selatan, Pulau Pinang, 2024*

**Muka surat**
*Page*

**3.9.4** **Jadual hayat ringkas mengikut jantina dan umur, Timur Laut, Pulau Pinang, 2024** 173
*Abridged life table by sex and age, Timur Laut, Pulau Pinang, 2024*

**3.9.5** **Jadual hayat ringkas mengikut jantina dan umur, Barat Daya, Pulau Pinang, 2024** 174
*Abridged life table by sex and age, Barat Daya, Pulau Pinang, 2024*

**3.10** **Jadual hayat ringkas mengikut jantina dan umur, Sabah, 2024** 175
*Abridged life table by sex and age, Sabah, 2024*

**3.10.1** **Jadual hayat ringkas mengikut jantina dan umur, Tawau, Sabah, 2024** 176
*Abridged life table by sex and age, Tawau, Sabah, 2024*

**3.10.2** **Jadual hayat ringkas mengikut jantina dan umur, Lahad Datu, Sabah, 2024** 177
*Abridged life table by sex and age, Lahad Datu, Sabah, 2024*

**3.10.3** **Jadual hayat ringkas mengikut jantina dan umur, Semporna, Sabah, 2024** 178
*Abridged life table by sex and age, Semporna, Sabah, 2024*

**3.10.4** **Jadual hayat ringkas mengikut jantina dan umur, Sandakan, Sabah, 2024** 179
*Abridged life table by sex and age, Sandakan, Sabah, 2024*

**3.10.5** **Jadual hayat ringkas mengikut jantina dan umur, Kinabatangan, Sabah, 2024** 180
*Abridged life table by sex and age, Kinabatangan, Sabah, 2024*

**3.10.6** **Jadual hayat ringkas mengikut jantina dan umur, Beluran, Sabah, 2024** 181
*Abridged life table by sex and age, Beluran, Sabah, 2024*

**3.10.7** **Jadual hayat ringkas mengikut jantina dan umur, Kota Kinabalu, Sabah, 2024** 182
*Abridged life table by sex and age, Kota Kinabalu, Sabah, 2024*

**3.10.8** **Jadual hayat ringkas mengikut jantina dan umur, Ranau, Sabah, 2024** 183
*Abridged life table by sex and age, Ranau, Sabah, 2024*

**Muka surat**
*Page*


| | | |
|---|---|---|
| **3.10.9** | **Jadual hayat ringkas mengikut jantina dan umur, Kota Belud, Sabah, 2024**<br>*Abridged life table by sex and age, Kota Belud, Sabah, 2024* | 184 |
| **3.10.10** | **Jadual hayat ringkas mengikut jantina dan umur, Tuaran, Sabah, 2024**<br>*Abridged life table by sex and age, Tuaran, Sabah, 2024* | 185 |
| **3.10.11** | **Jadual hayat ringkas mengikut jantina dan umur, Penampang, Sabah, 2024**<br>*Abridged life table by sex and age, Penampang, Sabah, 2024* | 186 |
| **3.10.12** | **Jadual hayat ringkas mengikut jantina dan umur, Papar, Sabah, 2024**<br>*Abridged life table by sex and age, Papar, Sabah, 2024* | 187 |
| **3.10.13** | **Jadual hayat ringkas mengikut jantina dan umur, Kudat, Sabah, 2024**<br>*Abridged life table by sex and age, Kudat, Sabah, 2024* | 188 |
| **3.10.14** | **Jadual hayat ringkas mengikut jantina dan umur, Kota Marudu, Sabah, 2024**<br>*Abridged life table by sex and age, Kota Marudu, Sabah, 2024* | 189 |
| **3.10.15** | **Jadual hayat ringkas mengikut jantina dan umur, Pitas, Sabah, 2024**<br>*Abridged life table by sex and age, Pitas, Sabah, 2024* | 190 |
| **3.10.16** | **Jadual hayat ringkas mengikut jantina dan umur, Beaufort, Sabah, 2024**<br>*Abridged life table by sex and age, Beaufort, Sabah, 2024* | 191 |
| **3.10.17** | **Jadual hayat ringkas mengikut jantina dan umur, Kuala Penyu, Sabah, 2024**<br>*Abridged life table by sex and age, Kuala Penyu, Sabah, 2024* | 192 |
| **3.10.18** | **Jadual hayat ringkas mengikut jantina dan umur, Sipitang, Sabah, 2024**<br>*Abridged life table by sex and age, Sipitang, Sabah, 2024* | 193 |
| **3.10.19** | **Jadual hayat ringkas mengikut jantina dan umur, Tenom, Sabah, 2024**<br>*Abridged life table by sex and age, Tenom, Sabah, 2024* | 194 |

**Muka surat**
*Page*

**3.10.20** **Jadual hayat ringkas mengikut jantina dan umur, Nabawan, Sabah, 2024** 195
*Abridged life table by sex and age, Nabawan, Sabah, 2024*

**3.10.21** **Jadual hayat ringkas mengikut jantina dan umur, Keningau, Sabah, 2024** 196
*Abridged life table by sex and age, Keningau, Sabah, 2024*

**3.10.22** **Jadual hayat ringkas mengikut jantina dan umur, Tambunan, Sabah, 2024** 197
*Abridged life table by sex and age, Tambunan, Sabah, 2024*

**3.10.23** **Jadual hayat ringkas mengikut jantina dan umur, Kunak, Sabah, 2024** 198
*Abridged life table by sex and age, Kunak, Sabah, 2024*

**3.10.24** **Jadual hayat ringkas mengikut jantina dan umur, Tongod, Sabah, 2024** 199
*Abridged life table by sex and age, Tongod, Sabah, 2024*

**3.10.25** **Jadual hayat ringkas mengikut jantina dan umur, Putatan, Sabah, 2024** 200
*Abridged life table by sex and age, Putatan, Sabah, 2024*

**3.10.26** **Jadual hayat ringkas mengikut jantina dan umur, Telupid, Sabah, 2024** 201
*Abridged life table by sex and age, Telupid, Sabah, 2024*

**3.10.27** **Jadual hayat ringkas mengikut jantina dan umur, Kalabakan, Sabah, 2024** 202
*Abridged life table by sex and age, Kalabakan, Sabah, 2024*

**3.10.28** **Jadual hayat ringkas mengikut jantina dan umur, Membakut, Sabah, 2024** 203
*Abridged life table by sex and age, Membakut, Sabah, 2024*

**3.11** **Jadual hayat ringkas mengikut jantina dan umur, Sarawak, 2024** 205
*Abridged life table by sex and age, Sarawak, 2024*

**3.11.1** **Jadual hayat ringkas mengikut jantina dan umur, Kuching, Sarawak, 2024** 206
*Abridged life table by sex and age, Kuching, Sarawak, 2024*

**Muka surat**
*Page*

**3.11.2** **Jadual hayat ringkas mengikut jantina dan umur, Bau, Sarawak, 2024** 207
*Abridged life table by sex and age, Bau, Sarawak, 2024*

**3.11.3** **Jadual hayat ringkas mengikut jantina dan umur, Lundu, Sarawak, 2024** 208
*Abridged life table by sex and age, Lundu, Sarawak, 2024*

**3.11.4** **Jadual hayat ringkas mengikut jantina dan umur, Samarahan, Sarawak, 2024** 209
*Abridged life table by sex and age, Samarahan, Sarawak, 2024*

**3.11.5** **Jadual hayat ringkas mengikut jantina dan umur, Serian, Sarawak, 2024** 210
*Abridged life table by sex and age, Serian, Sarawak, 2024*

**3.11.6** **Jadual hayat ringkas mengikut jantina dan umur, Simunjan, Sarawak, 2024** 211
*Abridged life table by sex and age, Simunjan, Sarawak, 2024*

**3.11.7** **Jadual hayat ringkas mengikut jantina dan umur, Sri Aman, Sarawak, 2024** 212
*Abridged life table by sex and age, Sri Aman, Sarawak, 2024*

**3.11.8** **Jadual hayat ringkas mengikut jantina dan umur, Lubok Antu, Sarawak, 2024** 213
*Abridged life table by sex and age, Lubok Antu, Sarawak, 2024*

**3.11.9** **Jadual hayat ringkas mengikut jantina dan umur, Betong, Sarawak, 2024** 214
*Abridged life table by sex and age, Betong, Sarawak, 2024*

**3.11.10** **Jadual hayat ringkas mengikut jantina dan umur, Saratok, Sarawak, 2024** 215
*Abridged life table by sex and age, Saratok, Sarawak, 2024*

**3.11.11** **Jadual hayat ringkas mengikut jantina dan umur, Sarikei, Sarawak, 2024** 216
*Abridged life table by sex and age, Sarikei, Sarawak, 2024*

**3.11.12** **Jadual hayat ringkas mengikut jantina dan umur, Maradong, Sarawak, 2024** 217
*Abridged life table by sex and age, Maradong, Sarawak, 2024*

**Muka surat**
*Page*

**3.11.13** **Jadual hayat ringkas mengikut jantina dan umur, Daro, Sarawak, 2024** 218
*Abridged life table by sex and age, Daro, Sarawak, 2024*

**3.11.14** **Jadual hayat ringkas mengikut jantina dan umur, Julau, Sarawak, 2024** 219
*Abridged life table by sex and age, Julau, Sarawak, 2024*

**3.11.15** **Jadual hayat ringkas mengikut jantina dan umur, Sibu, Sarawak, 2024** 220
*Abridged life table by sex and age, Sibu, Sarawak, 2024*

**3.11.16** **Jadual hayat ringkas mengikut jantina dan umur, Dalat, Sarawak, 2024** 221
*Abridged life table by sex and age, Dalat, Sarawak, 2024*

**3.11.17** **Jadual hayat ringkas mengikut jantina dan umur, Mukah, Sarawak, 2024** 222
*Abridged life table by sex and age, Mukah, Sarawak, 2024*

**3.11.18** **Jadual hayat ringkas mengikut jantina dan umur, Kanowit, Sarawak, 2024** 223
*Abridged life table by sex and age, Kanowit, Sarawak, 2024*

**3.11.19** **Jadual hayat ringkas mengikut jantina dan umur, Bintulu, Sarawak, 2024** 224
*Abridged life table by sex and age, Bintulu, Sarawak, 2024*

**3.11.20** **Jadual hayat ringkas mengikut jantina dan umur, Tatau, Sarawak, 2024** 225
*Abridged life table by sex and age, Tatau, Sarawak, 2024*

**3.11.21** **Jadual hayat ringkas mengikut jantina dan umur, Kapit, Sarawak, 2024** 226
*Abridged life table by sex and age, Kapit, Sarawak, 2024*

**3.11.22** **Jadual hayat ringkas mengikut jantina dan umur, Song, Sarawak, 2024** 227
*Abridged life table by sex and age, Song, Sarawak, 2024*

**3.11.23** **Jadual hayat ringkas mengikut jantina dan umur, Belaga, Sarawak, 2024** 228
*Abridged life table by sex and age, Belaga, Sarawak, 2024*

**Muka surat**
*Page*

**3.11.24** **Jadual hayat ringkas mengikut jantina dan umur, Miri, Sarawak, 2024** 229
*Abridged life table by sex and age, Miri, Sarawak, 2024*

**3.11.25** **Jadual hayat ringkas mengikut jantina dan umur, Marudi, Sarawak, 2024** 230
*Abridged life table by sex and age, Marudi, Sarawak, 2024*

**3.11.26** **Jadual hayat ringkas mengikut jantina dan umur, Limbang, Sarawak, 2024** 231
*Abridged life table by sex and age, Limbang, Sarawak, 2024*

**3.11.27** **Jadual hayat ringkas mengikut jantina dan umur, Lawas, Sarawak, 2024** 232
*Abridged life table by sex and age, Lawas, Sarawak, 2024*

**3.11.28** **Jadual hayat ringkas mengikut jantina dan umur, Matu, Sarawak, 2024** 233
*Abridged life table by sex and age, Matu, Sarawak, 2024*

**3.11.29** **Jadual hayat ringkas mengikut jantina dan umur, Asajaya, Sarawak, 2024** 234
*Abridged life table by sex and age, Asajaya, Sarawak, 2024*

**3.11.30** **Jadual hayat ringkas mengikut jantina dan umur, Pakan, Sarawak, 2024** 235
*Abridged life table by sex and age, Pakan, Sarawak, 2024*

**3.11.31** **Jadual hayat ringkas mengikut jantina dan umur, Selangau, Sarawak, 2024** 236
*Abridged life table by sex and age, Selangau, Sarawak, 2024*

**3.11.32** **Jadual hayat ringkas mengikut jantina dan umur, Tebedu, Sarawak, 2024** 237
*Abridged life table by sex and age, Tebedu, Sarawak, 2024*

**3.11.33** **Jadual hayat ringkas mengikut jantina dan umur, Pusa, Sarawak, 2024** 238
*Abridged life table by sex and age, Pusa, Sarawak, 2024*

**3.11.34** **Jadual hayat ringkas mengikut jantina dan umur, Kabong, Sarawak, 2024** 239
*Abridged life table by sex and age, Kabong, Sarawak, 2024*

**Muka surat**
*Page*

**3.11.35** **Jadual hayat ringkas mengikut jantina dan umur, Tanjung Manis, Sarawak, 2024** 240
*Abridged life table by sex and age, Tanjung Manis, Sarawak, 2024*

**3.11.36** **Jadual hayat ringkas mengikut jantina dan umur, Sebauh, Sarawak, 2024** 241
*Abridged life table by sex and age, Sebauh, Sarawak, 2024*

**3.11.37** **Jadual hayat ringkas mengikut jantina dan umur, Bukit Mabong, Sarawak, 2024** 242
*Abridged life table by sex and age, Bukit Mabong, Sarawak, 2024*

**3.11.38** **Jadual hayat ringkas mengikut jantina dan umur, Subis, Sarawak, 2024** 243
*Abridged life table by sex and age, Subis, Sarawak, 2024*

**3.11.39** **Jadual hayat ringkas mengikut jantina dan umur, Beluru, Sarawak, 2024** 244
*Abridged life table by sex and age, Beluru, Sarawak, 2024*

**3.11.40** **Jadual hayat ringkas mengikut jantina dan umur, Telang Usan, Sarawak, 2024** 245
*Abridged life table by sex and age, Telang Usan, Sarawak, 2024*

**3.11.41** **Jadual hayat ringkas mengikut jantina dan umur, Gedong, Sarawak, 2024** 246
*Abridged life table by sex and age, Gedong, Sarawak, 2024*

**3.11.42** **Jadual hayat ringkas mengikut jantina dan umur, Sebuyau, Sarawak, 2024** 247
*Abridged life table by sex and age, Sebuyau, Sarawak, 2024*

**3.11.43** **Jadual hayat ringkas mengikut jantina dan umur, Siburan, Sarawak, 2024** 248
*Abridged life table by sex and age, Siburan, Sarawak, 2024*

**3.11.44** **Jadual hayat ringkas mengikut jantina dan umur, Pantu, Sarawak, 2024** 249
*Abridged life table by sex and age, Pantu, Sarawak, 2024*

**3.11.45** **Jadual hayat ringkas mengikut jantina dan umur, Lingga, Sarawak, 2024** 250
*Abridged life table by sex and age, Lingga, Sarawak, 2024*

| | | Muka surat<br>*Page* |
|---|---|---|
| **3.12** | **Jadual hayat ringkas mengikut jantina dan umur, Selangor, 2024**<br>*Abridged life table by sex and age, Selangor, 2024* | 251 |
| **3.12.1** | **Jadual hayat ringkas mengikut jantina dan umur, Gombak, Selangor, 2024**<br>*Abridged life table by sex and age, Gombak, Selangor, 2024* | 252 |
| **3.12.2** | **Jadual hayat ringkas mengikut jantina dan umur, Klang, Selangor, 2024**<br>*Abridged life table by sex and age, Klang, Selangor, 2024* | 253 |
| **3.12.3** | **Jadual hayat ringkas mengikut jantina dan umur, Kuala Langat, Selangor, 2024**<br>*Abridged life table by sex and age, Kuala Langat, Selangor, 2024* | 254 |
| **3.12.4** | **Jadual hayat ringkas mengikut jantina dan umur, Kuala Selangor, Selangor, 2024**<br>*Abridged life table by sex and age, Kuala Selangor, Selangor, 2024* | 255 |
| **3.12.5** | **Jadual hayat ringkas mengikut jantina dan umur, Petaling, Selangor, 2024**<br>*Abridged life table by sex and age, Petaling, Selangor, 2024* | 256 |
| **3.12.6** | **Jadual hayat ringkas mengikut jantina dan umur, Sabak Bernam, Selangor, 2024**<br>*Abridged life table by sex and age, Sabak Bernam, Selangor, 2024* | 257 |
| **3.12.7** | **Jadual hayat ringkas mengikut jantina dan umur, Sepang, Selangor, 2024**<br>*Abridged life table by sex and age, Sepang, Selangor, 2024* | 258 |
| **3.12.8** | **Jadual hayat ringkas mengikut jantina dan umur, Ulu Langat, Selangor, 2024**<br>*Abridged life table by sex and age, Ulu Langat, Selangor, 2024* | 259 |
| **3.12.9** | **Jadual hayat ringkas mengikut jantina dan umur, Ulu Selangor, Selangor, 2024**<br>*Abridged life table by sex and age, Ulu Selangor, Selangor, 2024* | 260 |

**Muka surat**
*Page*


**3.13 Jadual hayat ringkas mengikut jantina dan umur, Terengganu, 2024** 261
*Abridged life table by sex and age, Terengganu, 2024*

**3.13.1 Jadual hayat ringkas mengikut jantina dan umur, Besut, Terengganu, 2024** 262
*Abridged life table by sex and age, Besut, Terengganu, 2024*

**3.13.2 Jadual hayat ringkas mengikut jantina dan umur, Dungun, Terengganu, 2024** 263
*Abridged life table by sex and age, Dungun, Terengganu, 2024*

**3.13.3 Jadual hayat ringkas mengikut jantina dan umur, Kemaman, Terengganu, 2024** 264
*Abridged life table by sex and age, Kemaman, Terengganu, 2024*

**3.13.4 Jadual hayat ringkas mengikut jantina dan umur, Kuala Terengganu, Terengganu, 2024** 265
*Abridged life table by sex and age, Kuala Terengganu, Terengganu, 2024*

**3.13.5 Jadual hayat ringkas mengikut jantina dan umur, Marang, Terengganu, 2024** 266
*Abridged life table by sex and age, Marang, Terengganu, 2024*

**3.13.6 Jadual hayat ringkas mengikut jantina dan umur, Hulu Terengganu, Terengganu, 2024** 267
*Abridged life table by sex and age, Hulu Terengganu, Terengganu, 2024*

**3.13.7 Jadual hayat ringkas mengikut jantina dan umur, Setiu, Terengganu, 2024** 268
*Abridged life table by sex and age, Setiu, Terengganu, 2024*

**3.13.8 Jadual hayat ringkas mengikut jantina dan umur, Kuala Nerus, Terengganu, 2024** 269
*Abridged life table by sex and age, Kuala Nerus, Terengganu, 2024*

**3.14 Jadual hayat ringkas mengikut jantina dan umur, W.P. Kuala Lumpur, 2024** 271
*Abridged life table by sex and age, W.P. Kuala Lumpur, 2024*

**3.15 Jadual hayat ringkas mengikut jantina dan umur, W.P. Labuan, 2024** 273
*Abridged life table by sex and age, W.P. Labuan, 2024*

**3.16 Jadual hayat ringkas mengikut jantina dan umur, W.P. Putrajaya, 2024** 275
*Abridged life table by sex and age, W.P. Putrajaya, 2024*

**Muka surat**
*Page*


**4. JADUAL HAYAT RINGKAS, NEGERI DAN DAERAH PENTADBIRAN, 2025[p]**
*ABRIDGED LIFE TABLES, STATE AND ADMINISTRATIVE DISTRICT, 2025 [p]*

**4.1 Jadual hayat ringkas mengikut jantina dan umur, Johor, 2025[p]** 277
*Abridged life table by sex and age, Johor, 2025 [p]*

**4.1.1 Jadual hayat ringkas mengikut jantina dan umur, Batu Pahat, Johor, 2025[p]** 278
*Abridged life table by sex and age, Batu Pahat, Johor, 2025 [p]*

**4.1.2 Jadual hayat ringkas mengikut jantina dan umur, Johor Bahru, Johor, 2025[p]** 279
*Abridged life table by sex and age, Johor Bahru, Johor, 2025 [p]*

**4.1.3 Jadual hayat ringkas mengikut jantina dan umur, Kluang, Johor, 2025[p]** 280
*Abridged life table by sex and age, Kluang, Johor, 2025 [p]*

**4.1.4 Jadual hayat ringkas mengikut jantina dan umur, Kota Tinggi, Johor, 2025[p]** 281
*Abridged life table by sex and age, Kota Tinggi, Johor, 2025 [p]*

**4.1.5 Jadual hayat ringkas mengikut jantina dan umur, Mersing, Johor, 2025[p]** 282
*Abridged life table by sex and age, Mersing, Johor, 2025 [p]*

**4.1.6 Jadual hayat ringkas mengikut jantina dan umur, Muar, Johor, 2025[p]** 283
*Abridged life table by sex and age, Muar, Johor, 2025 [p]*

**4.1.7 Jadual hayat ringkas mengikut jantina dan umur, Pontian, Johor, 2025[p]** 284
*Abridged life table by sex and age, Pontian, Johor, 2025 [p]*

**4.1.8 Jadual hayat ringkas mengikut jantina dan umur, Segamat, Johor, 2025[p]** 285
*Abridged life table by sex and age, Segamat, Johor, 2025 [p]*

**4.1.9 Jadual hayat ringkas mengikut jantina dan umur, Kulai, Johor, 2025[p]** 286
*Abridged life table by sex and age, Kulai, Johor, 2025 [p]*

**4.1.10 Jadual hayat ringkas mengikut jantina dan umur, Tangkak, Johor, 2025[p]** 287
*Abridged life table by sex and age, Tangkak, Johor, 2025 [p]*

| | | Muka surat<br>*Page* |
|---|---|---|
| 4.2 | **Jadual hayat ringkas mengikut jantina dan umur, Kedah, 2025[p]**<br>*Abridged life table by sex and age, Kedah, 2025 [p]* | 289 |
| 4.2.1 | **Jadual hayat ringkas mengikut jantina dan umur, Baling, Kedah, 2025[p]**<br>*Abridged life table by sex and age, Baling, Kedah, 2025 [p]* | 290 |
| 4.2.2 | **Jadual hayat ringkas mengikut jantina dan umur, Bandar Baharu, Kedah, 2025[p]**<br>*Abridged life table by sex and age, Bandar Baharu, Kedah, 2025 [p]* | 291 |
| 4.2.3 | **Jadual hayat ringkas mengikut jantina dan umur, Kota Setar, Kedah, 2025[p]**<br>*Abridged life table by sex and age, Kota Setar, Kedah, 2025 [p]* | 292 |
| 4.2.4 | **Jadual hayat ringkas mengikut jantina dan umur, Kuala Muda, Kedah, 2025[p]**<br>*Abridged life table by sex and age, Kuala Muda, Kedah, 2025 [p]* | 293 |
| 4.2.5 | **Jadual hayat ringkas mengikut jantina dan umur, Kubang Pasu, Kedah, 2025[p]**<br>*Abridged life table by sex and age, Kubang Pasu, Kedah, 2025 [p]* | 294 |
| 4.2.6 | **Jadual hayat ringkas mengikut jantina dan umur, Kulim, Kedah, 2025[p]**<br>*Abridged life table by sex and age, Kulim, Kedah, 2025 [p]* | 295 |
| 4.2.7 | **Jadual hayat ringkas mengikut jantina dan umur, Langkawi, Kedah, 2025[p]**<br>*Abridged life table by sex and age, Langkawi, Kedah, 2025 [p]* | 296 |
| 4.2.8 | **Jadual hayat ringkas mengikut jantina dan umur, Padang Terap, Kedah, 2025[p]**<br>*Abridged life table by sex and age, Padang Terap, Kedah, 2025 [p]* | 297 |
| 4.2.9 | **Jadual hayat ringkas mengikut jantina dan umur, Sik, Kedah, 2025[p]**<br>*Abridged life table by sex and age, Sik, Kedah, 2025 [p]* | 298 |
| 4.2.10 | **Jadual hayat ringkas mengikut jantina dan umur, Yan, Kedah, 2025[p]**<br>*Abridged life table by sex and age, Yan, Kedah, 2025 [p]* | 299 |

**Muka surat**
*Page*

**4.2.11** **Jadual hayat ringkas mengikut jantina dan umur, Pendang, Kedah, 2025[p]** 300
*Abridged life table by sex and age, Pendang, Kedah, 2025 [p]*

**4.2.12** **Jadual hayat ringkas mengikut jantina dan umur, Pokok Sena, Kedah, 2025[p]** 301
*Abridged life table by sex and age, Pokok Sena, Kedah, 2025 [p]*

**4.3** **Jadual hayat ringkas mengikut jantina dan umur, Kelantan, 2025[p]** 303
*Abridged life table by sex and age, Kelantan, 2025 [p]*

**4.3.1** **Jadual hayat ringkas mengikut jantina dan umur, Bachok, Kelantan, 2025[p]** 304
*Abridged life table by sex and age, Bachok, Kelantan, 2025 [p]*

**4.3.2** **Jadual hayat ringkas mengikut jantina dan umur, Kota Bharu, Kelantan, 2025[p]** 305
*Abridged life table by sex and age, Kota Bharu, Kelantan, 2025 [p]*

**4.3.3** **Jadual hayat ringkas mengikut jantina dan umur, Machang, Kelantan, 2025[p]** 306
*Abridged life table by sex and age, Machang, Kelantan, 2025 [p]*

**4.3.4** **Jadual hayat ringkas mengikut jantina dan umur, Pasir Mas, Kelantan, 2025[p]** 307
*Abridged life table by sex and age, Pasir Mas, Kelantan, 2025 [p]*

**4.3.5** **Jadual hayat ringkas mengikut jantina dan umur, Pasir Puteh, Kelantan, 2025[p]** 308
*Abridged life table by sex and age, Pasir Puteh, Kelantan, 2025 [p]*

**4.3.6** **Jadual hayat ringkas mengikut jantina dan umur, Tanah Merah, Kelantan, 2025[p]** 309
*Abridged life table by sex and age, Tanah Merah, Kelantan, 2025 [p]*

**4.3.7** **Jadual hayat ringkas mengikut jantina dan umur, Tumpat, Kelantan, 2025[p]** 310
*Abridged life table by sex and age, Tumpat, Kelantan, 2025 [p]*

**4.3.8** **Jadual hayat ringkas mengikut jantina dan umur, Gua Musang, Kelantan, 2025[p]** 311
*Abridged life table by sex and age, Gua Musang, Kelantan, 2025 [p]*

**Muka surat**
*Page*

**4.3.9** **Jadual hayat ringkas mengikut jantina dan umur, Kuala Krai, Kelantan, 2025[p]** 312
*Abridged life table by sex and age, Kuala Krai, Kelantan, 2025 [p]*

**4.3.10** **Jadual hayat ringkas mengikut jantina dan umur, Jeli, Kelantan, 2025[p]** 313
*Abridged life table by sex and age, Jeli, Kelantan, 2025 [p]*

**4.3.11** **Jadual hayat ringkas mengikut jantina dan umur, Kecil Lojing, Kelantan, 2025[p]** 314
*Abridged life table by sex and age, Kecil Lojing, Kelantan, 2025 [p]*

**4.4** **Jadual hayat ringkas mengikut jantina dan umur, Melaka, 2025[p]** 315
*Abridged life table by sex and age, Melaka, 2025 [p]*

**4.4.1** **Jadual hayat ringkas mengikut jantina dan umur, Alor Gajah, Melaka, 2025[p]** 316
*Abridged life table by sex and age, Alor Gajah, Melaka, 2025 [p]*

**4.4.2** **Jadual hayat ringkas mengikut jantina dan umur, Jasin, Melaka, 2025[p]** 317
*Abridged life table by sex and age, Jasin, Melaka, 2025 [p]*

**4.4.3** **Jadual hayat ringkas mengikut jantina dan umur, Melaka Tengah, Melaka, 2025[p]** 318
*Abridged life table by sex and age, Melaka Tengah, Melaka, 2025 [p]*

**4.5** **Jadual hayat ringkas mengikut jantina dan umur, Negeri Sembilan, 2025[p]** 319
*Abridged life table by sex and age, Negeri Sembilan, 2025 [p]*

**4.5.1** **Jadual hayat ringkas mengikut jantina dan umur, Jelebu, Negeri Sembilan, 2025[p]** 320
*Abridged life table by sex and age, Jelebu, Negeri Sembilan, 2025 [p]*

**4.5.2** **Jadual hayat ringkas mengikut jantina dan umur, Kuala Pilah, Negeri Sembilan, 2025[p]** 321
*Abridged life table by sex and age, Kuala Pilah, Negeri Sembilan, 2025 [p]*

**4.5.3** **Jadual hayat ringkas mengikut jantina dan umur, Port Dickson, Negeri Sembilan, 2025[p]** 322
*Abridged life table by sex and age, Port Dickson, Negeri Sembilan, 2025 [p]*

**Muka surat**
*Page*

**4.5.4** **Jadual hayat ringkas mengikut jantina dan umur, Rembau, Negeri Sembilan, 2025[p]** 323
*Abridged life table by sex and age, Rembau, Negeri Sembilan, 2025 [p]*

**4.5.5** **Jadual hayat ringkas mengikut jantina dan umur, Seremban, Negeri Sembilan, 2025[p]** 324
*Abridged life table by sex and age, Seremban, Negeri Sembilan, 2025 [p]*

**4.5.6** **Jadual hayat ringkas mengikut jantina dan umur, Tampin, Negeri Sembilan, 2025[p]** 325
*Abridged life table by sex and age, Tampin, Negeri Sembilan, 2025 [p]*

**4.5.7** **Jadual hayat ringkas mengikut jantina dan umur, Jempol, Negeri Sembilan, 2025[p]** 326
*Abridged life table by sex and age, Jempol, Negeri Sembilan, 2025 [p]*

**4.6** **Jadual hayat ringkas mengikut jantina dan umur, Pahang, 2025[p]** 327
*Abridged life table by sex and age, Pahang, 2025 [p]*

**4.6.1** **Jadual hayat ringkas mengikut jantina dan umur, Bentong, Pahang, 2025[p]** 328
*Abridged life table by sex and age, Bentong, Pahang, 2025 [p]*

**4.6.2** **Jadual hayat ringkas mengikut jantina dan umur, Cameron Highlands, Pahang, 2025[p]** 329
*Abridged life table by sex and age, Cameron Highlands, Pahang, 2025 [p]*

**4.6.3** **Jadual hayat ringkas mengikut jantina dan umur, Jerantut, Pahang, 2025[p]** 330
*Abridged life table by sex and age, Jerantut, Pahang, 2025 [p]*

**4.6.4** **Jadual hayat ringkas mengikut jantina dan umur, Kuantan, Pahang, 2025[p]** 331
*Abridged life table by sex and age, Kuantan, Pahang, 2025 [p]*

**4.6.5** **Jadual hayat ringkas mengikut jantina dan umur, Lipis, Pahang, 2025[p]** 332
*Abridged life table by sex and age, Lipis, Pahang, 2025 [p]*

**4.6.6** **Jadual hayat ringkas mengikut jantina dan umur, Pekan, Pahang, 2025[p]** 333
*Abridged life table by sex and age, Pekan, Pahang, 2025 [p]*

**Muka surat**
*Page*

**4.6.7** **Jadual hayat ringkas mengikut jantina dan umur, Raub, Pahang, 2025[p]** 334
*Abridged life table by sex and age, Raub, Pahang, 2025 [p]*

**4.6.8** **Jadual hayat ringkas mengikut jantina dan umur, Temerloh, Pahang, 2025[p]** 335
*Abridged life table by sex and age, Temerloh, Pahang, 2025 [p]*

**4.6.9** **Jadual hayat ringkas mengikut jantina dan umur, Rompin, Pahang, 2025[p]** 336
*Abridged life table by sex and age, Rompin, Pahang, 2025 [p]*

**4.6.10** **Jadual hayat ringkas mengikut jantina dan umur, Maran, Pahang, 2025[p]** 337
*Abridged life table by sex and age, Maran, Pahang, 2025 [p]*

**4.6.11** **Jadual hayat ringkas mengikut jantina dan umur, Bera, Pahang, 2025[p]** 338
*Abridged life table by sex and age, Bera, Pahang, 2025 [p]*

**4.7** **Jadual hayat ringkas mengikut jantina dan umur, Perak, 2025[p]** 339
*Abridged life table by sex and age, Perak, 2025 [p]*

**4.7.1** **Jadual hayat ringkas mengikut jantina dan umur, Batang Padang, Perak, 2025[p]** 340
*Abridged life table by sex and age, Batang Padang, Perak, 2025 [p]*

**4.7.2** **Jadual hayat ringkas mengikut jantina dan umur, Manjung, Perak, 2025[p]** 341
*Abridged life table by sex and age, Manjung, Perak, 2025 [p]*

**4.7.3** **Jadual hayat ringkas mengikut jantina dan umur, Kinta, Perak, 2025[p]** 342
*Abridged life table by sex and age, Kinta, Perak, 2025 [p]*

**4.7.4** **Jadual hayat ringkas mengikut jantina dan umur, Kerian, Perak, 2025[p]** 343
*Abridged life table by sex and age, Kerian, Perak, 2025 [p]*

**4.7.5** **Jadual hayat ringkas mengikut jantina dan umur, Kuala Kangsar, Perak, 2025[p]** 344
*Abridged life table by sex and age, Kuala Kangsar, Perak, 2025 [p]*

**Muka surat**
*Page*

**4.7.6** **Jadual hayat ringkas mengikut jantina dan umur, Larut & Matang, Perak, 2025[p]** 345
*Abridged life table by sex and age, Larut & Matang, Perak, 2025 [p]*

**4.7.7** **Jadual hayat ringkas mengikut jantina dan umur, Hilir Perak, Perak, 2025[p]** 346
*Abridged life table by sex and age, Hilir Perak, Perak, 2025 [p]*

**4.7.8** **Jadual hayat ringkas mengikut jantina dan umur, Hulu Perak, Perak, 2025[p]** 347
*Abridged life table by sex and age, Hulu Perak, Perak, 2025 [p]*

**4.7.9** **Jadual hayat ringkas mengikut jantina dan umur, Perak Tengah, Perak, 2025[p]** 348
*Abridged life table by sex and age, Perak Tengah, Perak, 2025 [p]*

**4.7.10** **Jadual hayat ringkas mengikut jantina dan umur, Kampar, Perak, 2025[p]** 349
*Abridged life table by sex and age, Kampar, Perak, 2025 [p]*

**4.7.11** **Jadual hayat ringkas mengikut jantina dan umur, Muallim, Perak, 2025[p]** 350
*Abridged life table by sex and age, Muallim, Perak, 2025 [p]*

**4.7.12** **Jadual hayat ringkas mengikut jantina dan umur, Bagan Datuk, Perak, 2025[p]** 351
*Abridged life table by sex and age, Bagan Datuk, Perak, 2025 [p]*

**4.7.13** **Jadual hayat ringkas mengikut jantina dan umur, Selama, Perak, 2025[p]** 352
*Abridged life table by sex and age, Selama, Perak, 2025 [p]*

**4.8** **Jadual hayat ringkas mengikut jantina dan umur, Perlis, 2025[p]** 353
*Abridged life table by sex and age, Perlis, 2025 [p]*

**4.9** **Jadual hayat ringkas mengikut jantina dan umur, Pulau Pinang, 2025[p]** 355
*Abridged life table by sex and age, Pulau Pinang, 2025 [p]*

**4.9.1** **Jadual hayat ringkas mengikut jantina dan umur, Seberang Perai Tengah, Pulau Pinang, 2025[p]** 356
*Abridged life table by sex and age, Seberang Perai Tengah, Pulau Pinang, 2025 [p]*

**Muka surat**
*Page*

**4.9.2** **Jadual hayat ringkas mengikut jantina dan umur, Seberang Perai Utara, Pulau Pinang, 2025[p]** 357
*Abridged life table by sex and age, Seberang Perai Utara, Pulau Pinang, 2025 [p]*

**4.9.3** **Jadual hayat ringkas mengikut jantina dan umur, Seberang Perai Selatan, Pulau Pinang, 2025[p]** 358
*Abridged life table by sex and age, Seberang Perai Selatan, Pulau Pinang, 2025 [p]*

**4.9.4** **Jadual hayat ringkas mengikut jantina dan umur, Timur Laut, Pulau Pinang, 2025[p]** 359
*Abridged life table by sex and age, Timur Laut, Pulau Pinang, 2025 [p]*

**4.9.5** **Jadual hayat ringkas mengikut jantina dan umur, Barat Daya, Pulau Pinang, 2025[p]** 360
*Abridged life table by sex and age, Barat Daya, Pulau Pinang, 2025 [p]*

**4.10** **Jadual hayat ringkas mengikut jantina dan umur, Sabah, 2025[p]** 361
*Abridged life table by sex and age, Sabah, 2025 [p]*

**4.10.1** **Jadual hayat ringkas mengikut jantina dan umur, Tawau, Sabah, 2025[p]** 362
*Abridged life table by sex and age, Tawau, Sabah, 2025 [p]*

**4.10.2** **Jadual hayat ringkas mengikut jantina dan umur, Lahad Datu, Sabah, 2025[p]** 363
*Abridged life table by sex and age, Lahad Datu, Sabah, 2025 [p]*

**4.10.3** **Jadual hayat ringkas mengikut jantina dan umur, Semporna, Sabah, 2025[p]** 364
*Abridged life table by sex and age, Semporna, Sabah, 2025 [p]*

**4.10.4** **Jadual hayat ringkas mengikut jantina dan umur, Sandakan, Sabah, 2025[p]** 365
*Abridged life table by sex and age, Sandakan, Sabah, 2025 [p]*

**4.10.5** **Jadual hayat ringkas mengikut jantina dan umur, Kinabatangan, Sabah, 2025[p]** 366
*Abridged life table by sex and age, Kinabatangan, Sabah, 2025 [p]*

**4.10.6** **Jadual hayat ringkas mengikut jantina dan umur, Beluran, Sabah, 2025[p]** 367
*Abridged life table by sex and age, Beluran, Sabah, 2025 [p]*

**Muka surat**
*Page*

**4.10.7** **Jadual hayat ringkas mengikut jantina dan umur, Kota Kinabalu, Sabah, 2025[p]** 368
*Abridged life table by sex and age, Kota Kinabalu, Sabah, 2025 [p]*

**4.10.8** **Jadual hayat ringkas mengikut jantina dan umur, Ranau, Sabah, 2025[p]** 369
*Abridged life table by sex and age, Ranau, Sabah, 2025 [p]*

**4.10.9** **Jadual hayat ringkas mengikut jantina dan umur, Kota Belud, Sabah, 2025[p]** 370
*Abridged life table by sex and age, Kota Belud, Sabah, 2025 [p]*

**4.10.10** **Jadual hayat ringkas mengikut jantina dan umur, Tuaran, Sabah, 2025[p]** 371
*Abridged life table by sex and age, Tuaran, Sabah, 2025 [p]*

**4.10.11** **Jadual hayat ringkas mengikut jantina dan umur, Penampang, Sabah, 2025[p]** 372
*Abridged life table by sex and age, Penampang, Sabah, 2025 [p]*

**4.10.12** **Jadual hayat ringkas mengikut jantina dan umur, Papar, Sabah, 2025[p]** 373
*Abridged life table by sex and age, Papar, Sabah, 2025 [p]*

**4.10.13** **Jadual hayat ringkas mengikut jantina dan umur, Kudat, Sabah, 2025[p]** 374
*Abridged life table by sex and age, Kudat, Sabah, 2025 [p]*

**4.10.14** **Jadual hayat ringkas mengikut jantina dan umur, Kota Marudu, Sabah, 2025[p]** 375
*Abridged life table by sex and age, Kota Marudu, Sabah, 2025 [p]*

**4.10.15** **Jadual hayat ringkas mengikut jantina dan umur, Pitas, Sabah, 2025[p]** 376
*Abridged life table by sex and age, Pitas, Sabah, 2025 [p]*

**4.10.16** **Jadual hayat ringkas mengikut jantina dan umur, Beaufort, Sabah, 2025[p]** 377
*Abridged life table by sex and age, Beaufort, Sabah, 2025 [p]*

**4.10.17** **Jadual hayat ringkas mengikut jantina dan umur, Kuala Penyu, Sabah, 2025[p]** 378
*Abridged life table by sex and age, Kuala Penyu, Sabah, 2025 [p]*

**Muka surat**
*Page*

**4.10.18** **Jadual hayat ringkas mengikut jantina dan umur, Sipitang, Sabah, 2025[p]** 379
*Abridged life table by sex and age, Sipitang, Sabah, 2025 [p]*

**4.10.19** **Jadual hayat ringkas mengikut jantina dan umur, Tenom, Sabah, 2025[p]** 380
*Abridged life table by sex and age, Tenom, Sabah, 2025 [p]*

**4.10.20** **Jadual hayat ringkas mengikut jantina dan umur, Nabawan, Sabah, 2025[p]** 381
*Abridged life table by sex and age, Nabawan, Sabah, 2025 [p]*

**4.10.21** **Jadual hayat ringkas mengikut jantina dan umur, Keningau, Sabah, 2025[p]** 382
*Abridged life table by sex and age, Keningau, Sabah, 2025 [p]*

**4.10.22** **Jadual hayat ringkas mengikut jantina dan umur, Tambunan, Sabah, 2025[p]** 383
*Abridged life table by sex and age, Tambunan, Sabah, 2025 [p]*

**4.10.23** **Jadual hayat ringkas mengikut jantina dan umur, Kunak, Sabah, 2025[p]** 384
*Abridged life table by sex and age, Kunak, Sabah, 2025 [p]*

**4.10.24** **Jadual hayat ringkas mengikut jantina dan umur, Tongod, Sabah, 2025[p]** 385
*Abridged life table by sex and age, Tongod, Sabah, 2025 [p]*

**4.10.25** **Jadual hayat ringkas mengikut jantina dan umur, Putatan, Sabah, 2025[p]** 386
*Abridged life table by sex and age, Putatan, Sabah, 2025 [p]*

**4.10.26** **Jadual hayat ringkas mengikut jantina dan umur, Telupid, Sabah, 2025[p]** 387
*Abridged life table by sex and age, Telupid, Sabah, 2025 [p]*

**4.10.27** **Jadual hayat ringkas mengikut jantina dan umur, Kalabakan, Sabah, 2025[p]** 388
*Abridged life table by sex and age, Kalabakan, Sabah, 2025 [p]*

**4.10.28** **Jadual hayat ringkas mengikut jantina dan umur, Membakut, Sabah, 2025[p]** 389
*Abridged life table by sex and age, Membakut, Sabah, 2025 [p]*

**Muka surat**
*Page*

**4.11 Jadual hayat ringkas mengikut jantina dan umur, Sarawak, 2025[p]** 391
*Abridged life table by sex and age, Sarawak, 2025 [p]*

**4.11.1 Jadual hayat ringkas mengikut jantina dan umur, Kuching, Sarawak, 2025[p]** 392
*Abridged life table by sex and age, Kuching, Sarawak, 2025 [p]*

**4.11.2 Jadual hayat ringkas mengikut jantina dan umur, Bau, Sarawak, 2025[p]** 393
*Abridged life table by sex and age, Bau, Sarawak, 2025 [p]*

**4.11.3 Jadual hayat ringkas mengikut jantina dan umur, Lundu, Sarawak, 2025[p]** 394
*Abridged life table by sex and age, Lundu, Sarawak, 2025 [p]*

**4.11.4 Jadual hayat ringkas mengikut jantina dan umur, Samarahan, Sarawak, 2025[p]** 395
*Abridged life table by sex and age, Samarahan, Sarawak, 2025 [p]*

**4.11.5 Jadual hayat ringkas mengikut jantina dan umur, Serian, Sarawak, 2025[p]** 396
*Abridged life table by sex and age, Serian, Sarawak, 2025 [p]*

**4.11.6 Jadual hayat ringkas mengikut jantina dan umur, Simunjan, Sarawak, 2025[p]** 397
*Abridged life table by sex and age, Simunjan, Sarawak, 2025 [p]*

**4.11.7 Jadual hayat ringkas mengikut jantina dan umur, Sri Aman, Sarawak, 2025[p]** 398
*Abridged life table by sex and age, Sri Aman, Sarawak, 2025 [p]*

**4.11.8 Jadual hayat ringkas mengikut jantina dan umur, Lubok Antu, Sarawak, 2025[p]** 399
*Abridged life table by sex and age, Lubok Antu, Sarawak, 2025 [p]*

**4.11.9 Jadual hayat ringkas mengikut jantina dan umur, Betong, Sarawak, 2025[p]** 400
*Abridged life table by sex and age, Betong, Sarawak, 2025 [p]*

**4.11.10 Jadual hayat ringkas mengikut jantina dan umur, Saratok, Sarawak, 2025[p]** 401
*Abridged life table by sex and age, Saratok, Sarawak, 2025 [p]*

**Muka surat**
*Page*

**4.11.11 Jadual hayat ringkas mengikut jantina dan umur, Sarikei, Sarawak, 2025[p]** 402
*Abridged life table by sex and age, Sarikei, Sarawak, 2025 [p]*

**4.11.12 Jadual hayat ringkas mengikut jantina dan umur, Maradong, Sarawak, 2025[p]** 403
*Abridged life table by sex and age, Maradong, Sarawak, 2025 [p]*

**4.11.13 Jadual hayat ringkas mengikut jantina dan umur, Daro, Sarawak, 2025[p]** 404
*Abridged life table by sex and age, Daro, Sarawak, 2025 [p]*

**4.11.14 Jadual hayat ringkas mengikut jantina dan umur, Julau, Sarawak, 2025[p]** 405
*Abridged life table by sex and age, Julau, Sarawak, 2025 [p]*

**4.11.15 Jadual hayat ringkas mengikut jantina dan umur, Sibu, Sarawak, 2025[p]** 406
*Abridged life table by sex and age, Sibu, Sarawak, 2025 [p]*

**4.11.16 Jadual hayat ringkas mengikut jantina dan umur, Dalat, Sarawak, 2025[p]** 407
*Abridged life table by sex and age, Dalat, Sarawak, 2025 [p]*

**4.11.17 Jadual hayat ringkas mengikut jantina dan umur, Mukah, Sarawak, 2025[p]** 408
*Abridged life table by sex and age, Mukah, Sarawak, 2025 [p]*

**4.11.18 Jadual hayat ringkas mengikut jantina dan umur, Kanowit, Sarawak, 2025[p]** 409
*Abridged life table by sex and age, Kanowit, Sarawak, 2025 [p]*

**4.11.19 Jadual hayat ringkas mengikut jantina dan umur, Bintulu, Sarawak, 2025[p]** 410
*Abridged life table by sex and age, Bintulu, Sarawak, 2025 [p]*

**4.11.20 Jadual hayat ringkas mengikut jantina dan umur, Tatau, Sarawak, 2025[p]** 411
*Abridged life table by sex and age, Tatau, Sarawak, 2025 [p]*

**4.11.21 Jadual hayat ringkas mengikut jantina dan umur, Kapit, Sarawak, 2025[p]** 412
*Abridged life table by sex and age, Kapit, Sarawak, 2025 [p]*

**Muka surat**
*Page*

**4.11.22** **Jadual hayat ringkas mengikut jantina dan umur, Song, Sarawak, 2025[p]** 413
*Abridged life table by sex and age, Song, Sarawak, 2025 [p]*

**4.11.23** **Jadual hayat ringkas mengikut jantina dan umur, Belaga, Sarawak, 2025[p]** 414
*Abridged life table by sex and age, Belaga, Sarawak, 2025 [p]*

**4.11.24** **Jadual hayat ringkas mengikut jantina dan umur, Miri, Sarawak, 2025[p]** 415
*Abridged life table by sex and age, Miri, Sarawak, 2025 [p]*

**4.11.25** **Jadual hayat ringkas mengikut jantina dan umur, Marudi, Sarawak, 2025[p]** 416
*Abridged life table by sex and age, Marudi, Sarawak, 2025 [p]*

**4.11.26** **Jadual hayat ringkas mengikut jantina dan umur, Limbang, Sarawak, 2025[p]** 417
*Abridged life table by sex and age, Limbang, Sarawak, 2025 [p]*

**4.11.27** **Jadual hayat ringkas mengikut jantina dan umur, Lawas, Sarawak, 2025[p]** 418
*Abridged life table by sex and age, Lawas, Sarawak, 2025 [p]*

**4.11.28** **Jadual hayat ringkas mengikut jantina dan umur, Matu, Sarawak, 2025[p]** 419
*Abridged life table by sex and age, Matu, Sarawak, 2025 [p]*

**4.11.29** **Jadual hayat ringkas mengikut jantina dan umur, Asajaya, Sarawak, 2025[p]** 420
*Abridged life table by sex and age, Asajaya, Sarawak, 2025 [p]*

**4.11.30** **Jadual hayat ringkas mengikut jantina dan umur, Pakan, Sarawak, 2025[p]** 421
*Abridged life table by sex and age, Pakan, Sarawak, 2025 [p]*

**4.11.31** **Jadual hayat ringkas mengikut jantina dan umur, Selangau, Sarawak, 2025[p]** 422
*Abridged life table by sex and age, Selangau, Sarawak, 2025 [p]*

**4.11.32** **Jadual hayat ringkas mengikut jantina dan umur, Tebedu, Sarawak, 2025[p]** 423
*Abridged life table by sex and age, Tebedu, Sarawak, 2025 [p]*

**Muka surat**
*Page*

**4.11.33** **Jadual hayat ringkas mengikut jantina dan umur, Pusa, Sarawak, 2025[p]** 424
*Abridged life table by sex and age, Pusa, Sarawak, 2025 [p]*

**4.11.34** **Jadual hayat ringkas mengikut jantina dan umur, Kabong, Sarawak, 2025[p]** 425
*Abridged life table by sex and age, Kabong, Sarawak, 2025 [p]*

**4.11.35** **Jadual hayat ringkas mengikut jantina dan umur, Tanjung Manis, Sarawak, 2025[p]** 426
*Abridged life table by sex and age, Tanjung Manis, Sarawak, 2025 [p]*

**4.11.36** **Jadual hayat ringkas mengikut jantina dan umur, Sebauh, Sarawak, 2025[p]** 427
*Abridged life table by sex and age, Sebauh, Sarawak, 2025 [p]*

**4.11.37** **Jadual hayat ringkas mengikut jantina dan umur, Bukit Mabong, Sarawak, 2025[p]** 428
*Abridged life table by sex and age, Bukit Mabong, Sarawak, 2025 [p]*

**4.11.38** **Jadual hayat ringkas mengikut jantina dan umur, Subis, Sarawak, 2025[p]** 429
*Abridged life table by sex and age, Subis, Sarawak, 2025 [p]*

**4.11.39** **Jadual hayat ringkas mengikut jantina dan umur, Beluru, Sarawak, 2025[p]** 430
*Abridged life table by sex and age, Beluru, Sarawak, 2025 [p]*

**4.11.40** **Jadual hayat ringkas mengikut jantina dan umur, Telang Usan, Sarawak, 2025[p]** 431
*Abridged life table by sex and age, Telang Usan, Sarawak, 2025 [p]*

**4.11.41** **Jadual hayat ringkas mengikut jantina dan umur, Gedong, Sarawak, 2025[p]** 432
*Abridged life table by sex and age, Gedong, Sarawak, 2025 [p]*

**4.11.42** **Jadual hayat ringkas mengikut jantina dan umur, Sebuyau, Sarawak, 2025[p]** 433
*Abridged life table by sex and age, Sebuyau, Sarawak, 2025 [p]*

**4.11.43** **Jadual hayat ringkas mengikut jantina dan umur, Siburan, Sarawak, 2025[p]** 434
*Abridged life table by sex and age, Siburan, Sarawak, 2025 [p]*

**Muka surat**
*Page*

**4.11.44 Jadual hayat ringkas mengikut jantina dan umur, Pantu, Sarawak, 2025[p]** 435
*Abridged life table by sex and age, Pantu, Sarawak, 2025 [p]*

**4.11.45 Jadual hayat ringkas mengikut jantina dan umur, Lingga, Sarawak, 2025[p]** 436
*Abridged life table by sex and age, Lingga, Sarawak, 2025 [p]*

**4.12 Jadual hayat ringkas mengikut jantina dan umur, Selangor, 2025[p]** 437
*Abridged life table by sex and age, Selangor, 2025 [p]*

**4.12.1 Jadual hayat ringkas mengikut jantina dan umur, Gombak, Selangor, 2025[p]** 438
*Abridged life table by sex and age, Gombak, Selangor, 2025 [p]*

**4.12.2 Jadual hayat ringkas mengikut jantina dan umur, Klang, Selangor, 2025[p]** 439
*Abridged life table by sex and age, Klang, Selangor, 2025 [p]*

**4.12.3 Jadual hayat ringkas mengikut jantina dan umur, Kuala Langat, Selangor, 2025[p]** 440
*Abridged life table by sex and age, Kuala Langat, Selangor, 2025 [p]*

**4.12.4 Jadual hayat ringkas mengikut jantina dan umur, Kuala Selangor, Selangor, 2025[p]** 441
*Abridged life table by sex and age, Kuala Selangor, Selangor, 2025 [p]*

**4.12.5 Jadual hayat ringkas mengikut jantina dan umur, Petaling, Selangor, 2025[p]** 442
*Abridged life table by sex and age, Petaling, Selangor, 2025 [p]*

**4.12.6 Jadual hayat ringkas mengikut jantina dan umur, Sabak Bernam, Selangor, 2025[p]** 443
*Abridged life table by sex and age, Sabak Bernam, Selangor, 2025 [p]*

**4.12.7 Jadual hayat ringkas mengikut jantina dan umur, Sepang, Selangor, 2025[p]** 444
*Abridged life table by sex and age, Sepang, Selangor, 2025 [p]*

**4.12.8 Jadual hayat ringkas mengikut jantina dan umur, Ulu Langat, Selangor, 2025[p]** 445
*Abridged life table by sex and age, Ulu Langat, Selangor, 2025 [p]*

**Muka surat**
*Page*

**4.12.9 Jadual hayat ringkas mengikut jantina dan umur, Ulu Selangor, Selangor, 2025[p]** 446
*Abridged life table by sex and age, Ulu Selangor, Selangor, 2025 [p]*

**4.13 Jadual hayat ringkas mengikut jantina dan umur, Terengganu, 2025[p]** 447
*Abridged life table by sex and age, Terengganu, 2025 [p]*

**4.13.1 Jadual hayat ringkas mengikut jantina dan umur, Besut, Terengganu, 2025[p]** 448
*Abridged life table by sex and age, Besut, Terengganu, 2025 [p]*

**4.13.2 Jadual hayat ringkas mengikut jantina dan umur, Dungun, Terengganu, 2025[p]** 449
*Abridged life table by sex and age, Dungun, Terengganu, 2025 [p]*

**4.13.3 Jadual hayat ringkas mengikut jantina dan umur, Kemaman, Terengganu, 2025[p]** 450
*Abridged life table by sex and age, Kemaman, Terengganu, 2025 [p]*

**4.13.4 Jadual hayat ringkas mengikut jantina dan umur, Kuala Terengganu, Terengganu, 2025[p]** 451
*Abridged life table by sex and age, Kuala Terengganu, Terengganu, 2025 [p]*

**4.13.5 Jadual hayat ringkas mengikut jantina dan umur, Marang, Terengganu, 2025[p]** 452
*Abridged life table by sex and age, Marang, Terengganu, 2025 [p]*

**4.13.6 Jadual hayat ringkas mengikut jantina dan umur, Hulu Terengganu, Terengganu, 2025[p]** 453
*Abridged life table by sex and age, Hulu Terengganu, Terengganu, 2025 [p]*

**4.13.7 Jadual hayat ringkas mengikut jantina dan umur, Setiu, Terengganu, 2025[p]** 454
*Abridged life table by sex and age, Setiu, Terengganu, 2025 [p]*

**4.13.8 Jadual hayat ringkas mengikut jantina dan umur, Kuala Nerus, Terengganu, 2025[p]** 455
*Abridged life table by sex and age, Kuala Nerus, Terengganu, 2025 [p]*

**4.14 Jadual hayat ringkas mengikut jantina dan umur, W.P. Kuala Lumpur, 2025[p]** 457
*Abridged life table by sex and age, W.P. Kuala Lumpur, 2025 [p]*

**Muka surat**
*Page*

**4.15 Jadual hayat ringkas mengikut jantina dan umur, W.P. Labuan, 2025[p]** 459
*Abridged life table by sex and age, W.P. Labuan, 2025 [p]*

**4.16 Jadual hayat ringkas mengikut jantina dan umur, W.P. Putrajaya, 2025[p]** 461
*Abridged life table by sex and age, W.P. Putrajaya, 2025 [p]*

**5. JADUAL HAYAT RINGKAS, NEGERI DAN DAERAH PENTADBIRAN, 2026[e]**
*ABRIDGED LIFE TABLES, STATE AND ADMINISTRATIVE DISTRICT, 2026 [e]*

**5.1 Jadual hayat ringkas mengikut jantina dan umur, Johor, 2026[e]** 463
*Abridged life table by sex and age, Johor, 2026 [e]*

**5.1.1 Jadual hayat ringkas mengikut jantina dan umur, Batu Pahat, Johor, 2026[e]** 464
*Abridged life table by sex and age, Batu Pahat, Johor, 2026 [e]*

**5.1.2 Jadual hayat ringkas mengikut jantina dan umur, Johor Bahru, Johor, 2026[e]** 465
*Abridged life table by sex and age, Johor Bahru, Johor, 2026 [e]*

**5.1.3 Jadual hayat ringkas mengikut jantina dan umur, Kluang, Johor, 2026[e]** 466
*Abridged life table by sex and age, Kluang, Johor, 2026 [e]*

**5.1.4 Jadual hayat ringkas mengikut jantina dan umur, Kota Tinggi, Johor, 2026[e]** 467
*Abridged life table by sex and age, Kota Tinggi, Johor, 2026 [e]*

**5.1.5 Jadual hayat ringkas mengikut jantina dan umur, Mersing, Johor, 2026[e]** 468
*Abridged life table by sex and age, Mersing, Johor, 2026 [e]*

**5.1.6 Jadual hayat ringkas mengikut jantina dan umur, Muar, Johor, 2026[e]** 469
*Abridged life table by sex and age, Muar, Johor, 2026 [e]*

**5.1.7 Jadual hayat ringkas mengikut jantina dan umur, Pontian, Johor, 2026[e]** 470
*Abridged life table by sex and age, Pontian, Johor, 2026 [e]*

**5.1.8 Jadual hayat ringkas mengikut jantina dan umur, Segamat, Johor, 2026[e]** 471
*Abridged life table by sex and age, Segamat, Johor, 2026 [e]*

**Muka surat**
*Page*

**5.1.9** **Jadual hayat ringkas mengikut jantina dan umur, Kulai, Johor, 2026[e]** 472
*Abridged life table by sex and age, Kulai, Johor, 2026 [e]*

**5.1.10** **Jadual hayat ringkas mengikut jantina dan umur, Tangkak, Johor, 2026[e]** 473
*Abridged life table by sex and age, Tangkak, Johor, 2026 [e]*

**5.2** **Jadual hayat ringkas mengikut jantina dan umur, Kedah, 2026[e]** 475
*Abridged life table by sex and age, Kedah, 2026 [e]*

**5.2.1** **Jadual hayat ringkas mengikut jantina dan umur, Baling, Kedah, 2026[e]** 476
*Abridged life table by sex and age, Baling, Kedah, 2026 [e]*

**5.2.2** **Jadual hayat ringkas mengikut jantina dan umur, Bandar Baharu, Kedah, 2026[e]** 477
*Abridged life table by sex and age, Bandar Baharu, Kedah, 2026 [e]*

**5.2.3** **Jadual hayat ringkas mengikut jantina dan umur, Kota Setar, Kedah, 2026[e]** 478
*Abridged life table by sex and age, Kota Setar, Kedah, 2026 [e]*

**5.2.4** **Jadual hayat ringkas mengikut jantina dan umur, Kuala Muda, Kedah, 2026[e]** 479
*Abridged life table by sex and age, Kuala Muda, Kedah, 2026 [e]*

**5.2.5** **Jadual hayat ringkas mengikut jantina dan umur, Kubang Pasu, Kedah, 2026[e]** 480
*Abridged life table by sex and age, Kubang Pasu, Kedah, 2026 [e]*

**5.2.6** **Jadual hayat ringkas mengikut jantina dan umur, Kulim, Kedah, 2026[e]** 481
*Abridged life table by sex and age, Kulim, Kedah, 2026 [e]*

**5.2.7** **Jadual hayat ringkas mengikut jantina dan umur, Langkawi, Kedah, 2026[e]** 482
*Abridged life table by sex and age, Langkawi, Kedah, 2026 [e]*

**5.2.8** **Jadual hayat ringkas mengikut jantina dan umur, Padang Terap, Kedah, 2026[e]** 483
*Abridged life table by sex and age, Padang Terap, Kedah, 2026 [e]*

**5.2.9** **Jadual hayat ringkas mengikut jantina dan umur, Sik, Kedah, 2026[e]** 484
*Abridged life table by sex and age, Sik, Kedah, 2026 [e]*

**Muka surat**
*Page*

**5.2.10** **Jadual hayat ringkas mengikut jantina dan umur, Yan, Kedah, 2026[e]** 485
*Abridged life table by sex and age, Yan, Kedah, 2026 [e]*

**5.2.11** **Jadual hayat ringkas mengikut jantina dan umur, Pendang, Kedah, 2026[e]** 486
*Abridged life table by sex and age, Pendang, Kedah, 2026 [e]*

**5.2.12** **Jadual hayat ringkas mengikut jantina dan umur, Pokok Sena, Kedah, 2026[e]** 487
*Abridged life table by sex and age, Pokok Sena, Kedah, 2026 [e]*

**5.3** **Jadual hayat ringkas mengikut jantina dan umur, Kelantan, 2026[e]** 489
*Abridged life table by sex and age, Kelantan, 2026 [e]*

**5.3.1** **Jadual hayat ringkas mengikut jantina dan umur, Bachok, Kelantan, 2026[e]** 490
*Abridged life table by sex and age, Bachok, Kelantan, 2026 [e]*

**5.3.2** **Jadual hayat ringkas mengikut jantina dan umur, Kota Bharu, Kelantan, 2026[e]** 491
*Abridged life table by sex and age, Kota Bharu, Kelantan, 2026 [e]*

**5.3.3** **Jadual hayat ringkas mengikut jantina dan umur, Machang, Kelantan, 2026[e]** 492
*Abridged life table by sex and age, Machang, Kelantan, 2026 [e]*

**5.3.4** **Jadual hayat ringkas mengikut jantina dan umur, Pasir Mas, Kelantan, 2026[e]** 493
*Abridged life table by sex and age, Pasir Mas, Kelantan, 2026 [e]*

**5.3.5** **Jadual hayat ringkas mengikut jantina dan umur, Pasir Puteh, Kelantan, 2026[e]** 494
*Abridged life table by sex and age, Pasir Puteh, Kelantan, 2026 [e]*

**5.3.6** **Jadual hayat ringkas mengikut jantina dan umur, Tanah Merah, Kelantan, 2026[e]** 495
*Abridged life table by sex and age, Tanah Merah, Kelantan, 2026 [e]*

**5.3.7** **Jadual hayat ringkas mengikut jantina dan umur, Tumpat, Kelantan, 2026[e]** 496
*Abridged life table by sex and age, Tumpat, Kelantan, 2026 [e]*

**Muka surat**
*Page*

**5.3.8** **Jadual hayat ringkas mengikut jantina dan umur, Gua Musang, Kelantan, 2026[e]** 497
*Abridged life table by sex and age, Gua Musang, Kelantan, 2026 [e]*

**5.3.9** **Jadual hayat ringkas mengikut jantina dan umur, Kuala Krai, Kelantan, 2026[e]** 498
*Abridged life table by sex and age, Kuala Krai, Kelantan, 2026 [e]*

**5.3.10** **Jadual hayat ringkas mengikut jantina dan umur, Jeli, Kelantan, 2026[e]** 499
*Abridged life table by sex and age, Jeli, Kelantan, 2026 [e]*

**5.3.11** **Jadual hayat ringkas mengikut jantina dan umur, Kecil Lojing, Kelantan, 2026[e]** 500
*Abridged life table by sex and age, Kecil Lojing, Kelantan, 2026 [e]*

**5.4** **Jadual hayat ringkas mengikut jantina dan umur, Melaka, 2026[e]** 501
*Abridged life table by sex and age, Melaka, 2026 [e]*

**5.4.1** **Jadual hayat ringkas mengikut jantina dan umur, Alor Gajah, Melaka, 2026[e]** 502
*Abridged life table by sex and age, Alor Gajah, Melaka, 2026 [e]*

**5.4.2** **Jadual hayat ringkas mengikut jantina dan umur, Jasin, Melaka, 2026[e]** 503
*Abridged life table by sex and age, Jasin, Melaka, 2026 [e]*

**5.4.3** **Jadual hayat ringkas mengikut jantina dan umur, Melaka Tengah, Melaka, 2026[e]** 504
*Abridged life table by sex and age, Melaka Tengah, Melaka, 2026 [e]*

**5.5** **Jadual hayat ringkas mengikut jantina dan umur, Negeri Sembilan, 2026[e]** 505
*Abridged life table by sex and age, Negeri Sembilan, 2026 [e]*

**5.5.1** **Jadual hayat ringkas mengikut jantina dan umur, Jelebu, Negeri Sembilan, 2026[e]** 506
*Abridged life table by sex and age, Jelebu, Negeri Sembilan, 2026 [e]*

**5.5.2** **Jadual hayat ringkas mengikut jantina dan umur, Kuala Pilah, Negeri Sembilan, 2026[e]** 507
*Abridged life table by sex and age, Kuala Pilah, Negeri Sembilan, 2026 [e]*

**Muka surat**
*Page*

**5.5.3** **Jadual hayat ringkas mengikut jantina dan umur, Port Dickson, Negeri Sembilan, 2026[e]** 508
*Abridged life table by sex and age, Port Dickson, Negeri Sembilan, 2026 [e]*

**5.5.4** **Jadual hayat ringkas mengikut jantina dan umur, Rembau, Negeri Sembilan, 2026[e]** 509
*Abridged life table by sex and age, Rembau, Negeri Sembilan, 2026 [e]*

**5.5.5** **Jadual hayat ringkas mengikut jantina dan umur, Seremban, Negeri Sembilan, 2026[e]** 510
*Abridged life table by sex and age, Seremban, Negeri Sembilan, 2026 [e]*

**5.5.6** **Jadual hayat ringkas mengikut jantina dan umur, Tampin, Negeri Sembilan, 2026[e]** 511
*Abridged life table by sex and age, Tampin, Negeri Sembilan, 2026 [e]*

**5.5.7** **Jadual hayat ringkas mengikut jantina dan umur, Jempol, Negeri Sembilan, 2026[e]** 512
*Abridged life table by sex and age, Jempol, Negeri Sembilan, 2026 [e]*

**5.6** **Jadual hayat ringkas mengikut jantina dan umur, Pahang, 2026[e]** 513
*Abridged life table by sex and age, Pahang, 2026 [e]*

**5.6.1** **Jadual hayat ringkas mengikut jantina dan umur, Bentong, Pahang, 2026[e]** 514
*Abridged life table by sex and age, Bentong, Pahang, 2026 [e]*

**5.6.2** **Jadual hayat ringkas mengikut jantina dan umur, Cameron Highlands, Pahang, 2026[e]** 515
*Abridged life table by sex and age, Cameron Highlands, Pahang, 2026 [e]*

**5.6.3** **Jadual hayat ringkas mengikut jantina dan umur, Jerantut, Pahang, 2026[e]** 516
*Abridged life table by sex and age, Jerantut, Pahang, 2026 [e]*

**5.6.4** **Jadual hayat ringkas mengikut jantina dan umur, Kuantan, Pahang, 2026[e]** 517
*Abridged life table by sex and age, Kuantan, Pahang, 2026 [e]*

**5.6.5** **Jadual hayat ringkas mengikut jantina dan umur, Lipis, Pahang, 2026[e]** 518
*Abridged life table by sex and age, Lipis, Pahang, 2026 [e]*

**Muka surat**
*Page*

**5.6.6** **Jadual hayat ringkas mengikut jantina dan umur, Pekan, Pahang, 2026[e]** 519
*Abridged life table by sex and age, Pekan, Pahang, 2026 [e]*

**5.6.7** **Jadual hayat ringkas mengikut jantina dan umur, Raub, Pahang, 2026[e]** 520
*Abridged life table by sex and age, Raub, Pahang, 2026 [e]*

**5.6.8** **Jadual hayat ringkas mengikut jantina dan umur, Temerloh, Pahang, 2026[e]** 521
*Abridged life table by sex and age, Temerloh, Pahang, 2026 [e]*

**5.6.9** **Jadual hayat ringkas mengikut jantina dan umur, Rompin, Pahang, 2026[e]** 522
*Abridged life table by sex and age, Rompin, Pahang, 2026 [e]*

**5.6.10** **Jadual hayat ringkas mengikut jantina dan umur, Maran, Pahang, 2026[e]** 523
*Abridged life table by sex and age, Maran, Pahang, 2026 [e]*

**5.6.11** **Jadual hayat ringkas mengikut jantina dan umur, Bera, Pahang, 2026[e]** 524
*Abridged life table by sex and age, Bera, Pahang, 2026 [e]*

**5.7** **Jadual hayat ringkas mengikut jantina dan umur, Perak, 2026[e]** 525
*Abridged life table by sex and age, Perak, 2026 [e]*

**5.7.1** **Jadual hayat ringkas mengikut jantina dan umur, Batang Padang, Perak, 2026[e]** 526
*Abridged life table by sex and age, Batang Padang, Perak, 2026 [e]*

**5.7.2** **Jadual hayat ringkas mengikut jantina dan umur, Manjung, Perak, 2026[e]** 527
*Abridged life table by sex and age, Manjung, Perak, 2026 [e]*

**5.7.3** **Jadual hayat ringkas mengikut jantina dan umur, Kinta, Perak, 2026[e]** 528
*Abridged life table by sex and age, Kinta, Perak, 2026 [e]*

**5.7.4** **Jadual hayat ringkas mengikut jantina dan umur, Kerian, Perak, 2026[e]** 529
*Abridged life table by sex and age, Kerian, Perak, 2026 [e]*

**Muka surat**
*Page*

**5.7.5** **Jadual hayat ringkas mengikut jantina dan umur, Kuala Kangsar, Perak, 2026[e]** 530
*Abridged life table by sex and age, Kuala Kangsar, Perak, 2026 [e]*

**5.7.6** **Jadual hayat ringkas mengikut jantina dan umur, Larut & Matang, Perak, 2026[e]** 531
*Abridged life table by sex and age, Larut & Matang, Perak, 2026 [e]*

**5.7.7** **Jadual hayat ringkas mengikut jantina dan umur, Hilir Perak, Perak, 2026[e]** 532
*Abridged life table by sex and age, Hilir Perak, Perak, 2026 [e]*

**5.7.8** **Jadual hayat ringkas mengikut jantina dan umur, Hulu Perak, Perak, 2026[e]** 533
*Abridged life table by sex and age, Hulu Perak, Perak, 2026 [e]*

**5.7.9** **Jadual hayat ringkas mengikut jantina dan umur, Perak Tengah, Perak, 2026[e]** 534
*Abridged life table by sex and age, Perak Tengah, Perak, 2026 [e]*

**5.7.10** **Jadual hayat ringkas mengikut jantina dan umur, Kampar, Perak, 2026[e]** 535
*Abridged life table by sex and age, Kampar, Perak, 2026 [e]*

**5.7.11** **Jadual hayat ringkas mengikut jantina dan umur, Muallim, Perak, 2026[e]** 536
*Abridged life table by sex and age, Muallim, Perak, 2026 [e]*

**5.7.12** **Jadual hayat ringkas mengikut jantina dan umur, Bagan Datuk, Perak, 2026[e]** 537
*Abridged life table by sex and age, Bagan Datuk, Perak, 2026 [e]*

**5.7.13** **Jadual hayat ringkas mengikut jantina dan umur, Selama, Perak, 2026[e]** 538
*Abridged life table by sex and age, Selama, Perak, 2026 [e]*

**5.8** **Jadual hayat ringkas mengikut jantina dan umur, Perlis, 2026[e]** 539
*Abridged life table by sex and age, Perlis, 2026 [e]*

**Muka surat**
*Page*

**5.9 Jadual hayat ringkas mengikut jantina dan umur, Pulau Pinang, 2026[e]** 541
*Abridged life table by sex and age, Pulau Pinang, 2026 [e]*

**5.9.1 Jadual hayat ringkas mengikut jantina dan umur, Seberang Perai Tengah, Pulau Pinang, 2026[e]** 542
*Abridged life table by sex and age, Seberang Perai Tengah, Pulau Pinang, 2026 [e]*

**5.9.2 Jadual hayat ringkas mengikut jantina dan umur, Seberang Perai Utara, Pulau Pinang, 2026[e]** 543
*Abridged life table by sex and age, Seberang Perai Utara, Pulau Pinang, 2026 [e]*

**5.9.3 Jadual hayat ringkas mengikut jantina dan umur, Seberang Perai Selatan, Pulau Pinang, 2026[e]** 544
*Abridged life table by sex and age, Seberang Perai Selatan, Pulau Pinang, 2026 [e]*

**5.9.4 Jadual hayat ringkas mengikut jantina dan umur, Timur Laut, Pulau Pinang, 2026[e]** 545
*Abridged life table by sex and age, Timur Laut, Pulau Pinang, 2026 [e]*

**5.9.5 Jadual hayat ringkas mengikut jantina dan umur, Barat Daya, Pulau Pinang, 2026[e]** 546
*Abridged life table by sex and age, Barat Daya, Pulau Pinang, 2026 [e]*

**5.10 Jadual hayat ringkas mengikut jantina dan umur, Sabah, 2026[e]** 547
*Abridged life table by sex and age, Sabah, 2026 [e]*

**5.10.1 Jadual hayat ringkas mengikut jantina dan umur, Tawau, Sabah, 2026[e]** 548
*Abridged life table by sex and age, Tawau, Sabah, 2026 [e]*

**5.10.2 Jadual hayat ringkas mengikut jantina dan umur, Lahad Datu, Sabah, 2026[e]** 549
*Abridged life table by sex and age, Lahad Datu, Sabah, 2026 [e]*

**5.10.3 Jadual hayat ringkas mengikut jantina dan umur, Semporna, Sabah, 2026[e]** 550
*Abridged life table by sex and age, Semporna, Sabah, 2026 [e]*

**5.10.4 Jadual hayat ringkas mengikut jantina dan umur, Sandakan, Sabah, 2026[e]** 551
*Abridged life table by sex and age, Sandakan, Sabah, 2026 [e]*

**Muka surat**
*Page*

**5.10.5** **Jadual hayat ringkas mengikut jantina dan umur, Kinabatangan, Sabah, 2026[e]** 552
*Abridged life table by sex and age, Kinabatangan, Sabah, 2026 [e]*

**5.10.6** **Jadual hayat ringkas mengikut jantina dan umur, Beluran, Sabah, 2026[e]** 553
*Abridged life table by sex and age, Beluran, Sabah, 2026 [e]*

**5.10.7** **Jadual hayat ringkas mengikut jantina dan umur, Kota Kinabalu, Sabah, 2026[e]** 554
*Abridged life table by sex and age, Kota Kinabalu, Sabah, 2026 [e]*

**5.10.8** **Jadual hayat ringkas mengikut jantina dan umur, Ranau, Sabah, 2026[e]** 555
*Abridged life table by sex and age, Ranau, Sabah, 2026 [e]*

**5.10.9** **Jadual hayat ringkas mengikut jantina dan umur, Kota Belud, Sabah, 2026[e]** 556
*Abridged life table by sex and age, Kota Belud, Sabah, 2026 [e]*

**5.10.10** **Jadual hayat ringkas mengikut jantina dan umur, Tuaran, Sabah, 2026[e]** 557
*Abridged life table by sex and age, Tuaran, Sabah, 2026 [e]*

**5.10.11** **Jadual hayat ringkas mengikut jantina dan umur, Penampang, Sabah, 2026[e]** 558
*Abridged life table by sex and age, Penampang, Sabah, 2026 [e]*

**5.10.12** **Jadual hayat ringkas mengikut jantina dan umur, Papar, Sabah, 2026[e]** 559
*Abridged life table by sex and age, Papar, Sabah, 2026 [e]*

**5.10.13** **Jadual hayat ringkas mengikut jantina dan umur, Kudat, Sabah, 2026[e]** 560
*Abridged life table by sex and age, Kudat, Sabah, 2026 [e]*

**5.10.14** **Jadual hayat ringkas mengikut jantina dan umur, Kota Marudu, Sabah, 2026[e]** 561
*Abridged life table by sex and age, Kota Marudu, Sabah, 2026 [e]*

**5.10.15** **Jadual hayat ringkas mengikut jantina dan umur, Pitas, Sabah, 2026[e]** 562
*Abridged life table by sex and age, Pitas, Sabah, 2026 [e]*

**Muka surat**
*Page*

**5.10.16 Jadual hayat ringkas mengikut jantina dan umur, Beaufort, Sabah, 2026[e]** 563
*Abridged life table by sex and age, Beaufort, Sabah, 2026 [e]*

**5.10.17 Jadual hayat ringkas mengikut jantina dan umur, Kuala Penyu, Sabah, 2026[e]** 564
*Abridged life table by sex and age, Kuala Penyu, Sabah, 2026 [e]*

**5.10.18 Jadual hayat ringkas mengikut jantina dan umur, Sipitang, Sabah, 2026[e]** 565
*Abridged life table by sex and age, Sipitang, Sabah, 2026 [e]*

**5.10.19 Jadual hayat ringkas mengikut jantina dan umur, Tenom, Sabah, 2026[e]** 566
*Abridged life table by sex and age, Tenom, Sabah, 2026 [e]*

**5.10.20 Jadual hayat ringkas mengikut jantina dan umur, Nabawan, Sabah, 2026[e]** 567
*Abridged life table by sex and age, Nabawan, Sabah, 2026 [e]*

**5.10.21 Jadual hayat ringkas mengikut jantina dan umur, Keningau, Sabah, 2026[e]** 568
*Abridged life table by sex and age, Keningau, Sabah, 2026 [e]*

**5.10.22 Jadual hayat ringkas mengikut jantina dan umur, Tambunan, Sabah, 2026[e]** 569
*Abridged life table by sex and age, Tambunan, Sabah, 2026 [e]*

**5.10.23 Jadual hayat ringkas mengikut jantina dan umur, Kunak, Sabah, 2026[e]** 570
*Abridged life table by sex and age, Kunak, Sabah, 2026 [e]*

**5.10.24 Jadual hayat ringkas mengikut jantina dan umur, Tongod, Sabah, 2026[e]** 571
*Abridged life table by sex and age, Tongod, Sabah, 2026 [e]*

**5.10.25 Jadual hayat ringkas mengikut jantina dan umur, Putatan, Sabah, 2026[e]** 572
*Abridged life table by sex and age, Putatan, Sabah, 2026 [e]*

**5.10.26 Jadual hayat ringkas mengikut jantina dan umur, Telupid, Sabah, 2026[e]** 573
*Abridged life table by sex and age, Telupid, Sabah, 2026 [e]*

**Muka surat**
*Page*

**5.10.27 Jadual hayat ringkas mengikut jantina dan umur, Kalabakan, Sabah, 2026[e]** 574
*Abridged life table by sex and age, Kalabakan, Sabah, 2026 [e]*

**5.10.28 Jadual hayat ringkas mengikut jantina dan umur, Membakut, Sabah, 2026[e]** 575
*Abridged life table by sex and age, Membakut, Sabah, 2026 [e]*

**5.11 Jadual hayat ringkas mengikut jantina dan umur, Sarawak, 2026[e]** 577
*Abridged life table by sex and age, Sarawak, 2026 [e]*

**5.11.1 Jadual hayat ringkas mengikut jantina dan umur, Kuching, Sarawak, 2026[e]** 578
*Abridged life table by sex and age, Kuching, Sarawak, 2026 [e]*

**5.11.2 Jadual hayat ringkas mengikut jantina dan umur, Bau, Sarawak, 2026[e]** 579
*Abridged life table by sex and age, Bau, Sarawak, 2026 [e]*

**5.11.3 Jadual hayat ringkas mengikut jantina dan umur, Lundu, Sarawak, 2026[e]** 580
*Abridged life table by sex and age, Lundu, Sarawak, 2026 [e]*

**5.11.4 Jadual hayat ringkas mengikut jantina dan umur, Samarahan, Sarawak, 2026[e]** 581
*Abridged life table by sex and age, Samarahan, Sarawak, 2026 [e]*

**5.11.5 Jadual hayat ringkas mengikut jantina dan umur, Serian, Sarawak, 2026[e]** 582
*Abridged life table by sex and age, Serian, Sarawak, 2026 [e]*

**5.11.6 Jadual hayat ringkas mengikut jantina dan umur, Simunjan, Sarawak, 2026[e]** 583
*Abridged life table by sex and age, Simunjan, Sarawak, 2026 [e]*

**5.11.7 Jadual hayat ringkas mengikut jantina dan umur, Sri Aman, Sarawak, 2026[e]** 584
*Abridged life table by sex and age, Sri Aman, Sarawak, 2026 [e]*

**5.11.8 Jadual hayat ringkas mengikut jantina dan umur, Lubok Antu, Sarawak, 2026[e]** 585
*Abridged life table by sex and age, Lubok Antu, Sarawak, 2026 [e]*

**Muka surat**
*Page*

**5.11.9** **Jadual hayat ringkas mengikut jantina dan umur, Betong, Sarawak, 2026[e]** 586
*Abridged life table by sex and age, Betong, Sarawak, 2026 [e]*

**5.11.10** **Jadual hayat ringkas mengikut jantina dan umur, Saratok, Sarawak, 2026[e]** 587
*Abridged life table by sex and age, Saratok, Sarawak, 2026 [e]*

**5.11.11** **Jadual hayat ringkas mengikut jantina dan umur, Sarikei, Sarawak, 2026[e]** 588
*Abridged life table by sex and age, Sarikei, Sarawak, 2026 [e]*

**5.11.12** **Jadual hayat ringkas mengikut jantina dan umur, Maradong, Sarawak, 2026[e]** 589
*Abridged life table by sex and age, Maradong, Sarawak, 2026 [e]*

**5.11.13** **Jadual hayat ringkas mengikut jantina dan umur, Daro, Sarawak, 2026[e]** 590
*Abridged life table by sex and age, Daro, Sarawak, 2026 [e]*

**5.11.14** **Jadual hayat ringkas mengikut jantina dan umur, Julau, Sarawak, 2026[e]** 591
*Abridged life table by sex and age, Julau, Sarawak, 2026 [e]*

**5.11.15** **Jadual hayat ringkas mengikut jantina dan umur, Sibu, Sarawak, 2026[e]** 592
*Abridged life table by sex and age, Sibu, Sarawak, 2026 [e]*

**5.11.16** **Jadual hayat ringkas mengikut jantina dan umur, Dalat, Sarawak, 2026[e]** 593
*Abridged life table by sex and age, Dalat, Sarawak, 2026 [e]*

**5.11.17** **Jadual hayat ringkas mengikut jantina dan umur, Mukah, Sarawak, 2026[e]** 594
*Abridged life table by sex and age, Mukah, Sarawak, 2026 [e]*

**5.11.18** **Jadual hayat ringkas mengikut jantina dan umur, Kanowit, Sarawak, 2026[e]** 595
*Abridged life table by sex and age, Kanowit, Sarawak, 2026 [e]*

**5.11.19** **Jadual hayat ringkas mengikut jantina dan umur, Bintulu, Sarawak, 2026[e]** 596
*Abridged life table by sex and age, Bintulu, Sarawak, 2026 [e]*

**Muka surat**
*Page*

**5.11.20** **Jadual hayat ringkas mengikut jantina dan umur, Tatau, Sarawak, 2026[e]** 597
*Abridged life table by sex and age, Tatau, Sarawak, 2026 [e]*

**5.11.21** **Jadual hayat ringkas mengikut jantina dan umur, Kapit, Sarawak, 2026[e]** 598
*Abridged life table by sex and age, Kapit, Sarawak, 2026 [e]*

**5.11.22** **Jadual hayat ringkas mengikut jantina dan umur, Song, Sarawak, 2026[e]** 599
*Abridged life table by sex and age, Song, Sarawak, 2026 [e]*

**5.11.23** **Jadual hayat ringkas mengikut jantina dan umur, Belaga, Sarawak, 2026[e]** 600
*Abridged life table by sex and age, Belaga, Sarawak, 2026 [e]*

**5.11.24** **Jadual hayat ringkas mengikut jantina dan umur, Miri, Sarawak, 2026[e]** 601
*Abridged life table by sex and age, Miri, Sarawak, 2026 [e]*

**5.11.25** **Jadual hayat ringkas mengikut jantina dan umur, Marudi, Sarawak, 2026[e]** 602
*Abridged life table by sex and age, Marudi, Sarawak, 2026 [e]*

**5.11.26** **Jadual hayat ringkas mengikut jantina dan umur, Limbang, Sarawak, 2026[e]** 603
*Abridged life table by sex and age, Limbang, Sarawak, 2026 [e]*

**5.11.27** **Jadual hayat ringkas mengikut jantina dan umur, Lawas, Sarawak, 2026[e]** 604
*Abridged life table by sex and age, Lawas, Sarawak, 2026 [e]*

**5.11.28** **Jadual hayat ringkas mengikut jantina dan umur, Matu, Sarawak, 2026[e]** 605
*Abridged life table by sex and age, Matu, Sarawak, 2026 [e]*

**5.11.29** **Jadual hayat ringkas mengikut jantina dan umur, Asajaya, Sarawak, 2026[e]** 606
*Abridged life table by sex and age, Asajaya, Sarawak, 2026 [e]*

**5.11.30** **Jadual hayat ringkas mengikut jantina dan umur, Pakan, Sarawak, 2026[e]** 607
*Abridged life table by sex and age, Pakan, Sarawak, 2026 [e]*

**Muka surat**
*Page*

**5.11.31** **Jadual hayat ringkas mengikut jantina dan umur, Selangau, Sarawak, 2026[e]** 608
*Abridged life table by sex and age, Selangau, Sarawak, 2026 [e]*

**5.11.32** **Jadual hayat ringkas mengikut jantina dan umur, Tebedu, Sarawak, 2026[e]** 609
*Abridged life table by sex and age, Tebedu, Sarawak, 2026 [e]*

**5.11.33** **Jadual hayat ringkas mengikut jantina dan umur, Pusa, Sarawak, 2026[e]** 610
*Abridged life table by sex and age, Pusa, Sarawak, 2026 [e]*

**5.11.34** **Jadual hayat ringkas mengikut jantina dan umur, Kabong, Sarawak, 2026[e]** 611
*Abridged life table by sex and age, Kabong, Sarawak, 2026 [e]*

**5.11.35** **Jadual hayat ringkas mengikut jantina dan umur, Tanjung Manis, Sarawak, 2026[e]** 612
*Abridged life table by sex and age, Tanjung Manis, Sarawak, 2026 [e]*

**5.11.36** **Jadual hayat ringkas mengikut jantina dan umur, Sebauh, Sarawak, 2026[e]** 613
*Abridged life table by sex and age, Sebauh, Sarawak, 2026 [e]*

**5.11.37** **Jadual hayat ringkas mengikut jantina dan umur, Bukit Mabong, Sarawak, 2026[e]** 614
*Abridged life table by sex and age, Bukit Mabong, Sarawak, 2026 [e]*

**5.11.38** **Jadual hayat ringkas mengikut jantina dan umur, Subis, Sarawak, 2026[e]** 615
*Abridged life table by sex and age, Subis, Sarawak, 2026 [e]*

**5.11.39** **Jadual hayat ringkas mengikut jantina dan umur, Beluru, Sarawak, 2026[e]** 616
*Abridged life table by sex and age, Beluru, Sarawak, 2026 [e]*

**5.11.40** **Jadual hayat ringkas mengikut jantina dan umur, Telang Usan, Sarawak, 2026[e]** 617
*Abridged life table by sex and age, Telang Usan, Sarawak, 2026 [e]*

**5.11.41** **Jadual hayat ringkas mengikut jantina dan umur, Gedong, Sarawak, 2026[e]** 618
*Abridged life table by sex and age, Gedong, Sarawak, 2026 [e]*

**Muka surat**
*Page*

**5.11.42 Jadual hayat ringkas mengikut jantina dan umur, Sebuyau, Sarawak, 2026[e]** 619
*Abridged life table by sex and age, Sebuyau, Sarawak, 2026 [e]*

**5.11.43 Jadual hayat ringkas mengikut jantina dan umur, Siburan, Sarawak, 2026[e]** 620
*Abridged life table by sex and age, Siburan, Sarawak, 2026 [e]*

**5.11.44 Jadual hayat ringkas mengikut jantina dan umur, Pantu, Sarawak, 2026[e]** 621
*Abridged life table by sex and age, Pantu, Sarawak, 2026 [e]*

**5.11.45 Jadual hayat ringkas mengikut jantina dan umur, Lingga, Sarawak, 2026[e]** 622
*Abridged life table by sex and age, Lingga, Sarawak, 2026 [e]*

**5.12 Jadual hayat ringkas mengikut jantina dan umur, Selangor, 2026[e]** 623
*Abridged life table by sex and age, Selangor, 2026 [e]*

**5.12.1 Jadual hayat ringkas mengikut jantina dan umur, Gombak, Selangor, 2026[e]** 624
*Abridged life table by sex and age, Gombak, Selangor, 2026 [e]*

**5.12.2 Jadual hayat ringkas mengikut jantina dan umur, Klang, Selangor, 2026[e]** 625
*Abridged life table by sex and age, Klang, Selangor, 2026 [e]*

**5.12.3 Jadual hayat ringkas mengikut jantina dan umur, Kuala Langat, Selangor, 2026[e]** 626
*Abridged life table by sex and age, Kuala Langat, Selangor, 2026 [e]*

**5.12.4 Jadual hayat ringkas mengikut jantina dan umur, Kuala Selangor, Selangor, 2026[e]** 627
*Abridged life table by sex and age, Kuala Selangor, Selangor, 2026 [e]*

**5.12.5 Jadual hayat ringkas mengikut jantina dan umur, Petaling, Selangor, 2026[e]** 628
*Abridged life table by sex and age, Petaling, Selangor, 2026 [e]*

**5.12.6 Jadual hayat ringkas mengikut jantina dan umur, Sabak Bernam, Selangor, 2026[e]** 629
*Abridged life table by sex and age, Sabak Bernam, Selangor, 2026 [e]*

**Muka surat**
*Page*

**5.12.7 Jadual hayat ringkas mengikut jantina dan umur, Sepang, Selangor, 2026[e]** 630
*Abridged life table by sex and age, Sepang, Selangor, 2026 [e]*

**5.12.8 Jadual hayat ringkas mengikut jantina dan umur, Ulu Langat, Selangor, 2026[e]** 631
*Abridged life table by sex and age, Ulu Langat, Selangor, 2026 [e]*

**5.12.9 Jadual hayat ringkas mengikut jantina dan umur, Ulu Selangor, Selangor, 2026[e]** 632
*Abridged life table by sex and age, Ulu Selangor, Selangor, 2026 [e]*

**5.13 Jadual hayat ringkas mengikut jantina dan umur, Terengganu, 2026[e]** 633
*Abridged life table by sex and age, Terengganu, 2026 [e]*

**5.13.1 Jadual hayat ringkas mengikut jantina dan umur, Besut, Terengganu, 2026[e]** 634
*Abridged life table by sex and age, Besut, Terengganu, 2026 [e]*

**5.13.2 Jadual hayat ringkas mengikut jantina dan umur, Dungun, Terengganu, 2026[e]** 635
*Abridged life table by sex and age, Dungun, Terengganu, 2026 [e]*

**5.13.3 Jadual hayat ringkas mengikut jantina dan umur, Kemaman, Terengganu, 2026[e]** 636
*Abridged life table by sex and age, Kemaman, Terengganu, 2026 [e]*

**5.13.4 Jadual hayat ringkas mengikut jantina dan umur, Kuala Terengganu, Terengganu, 2026[e]** 637
*Abridged life table by sex and age, Kuala Terengganu, Terengganu, 2026 [e]*

**5.13.5 Jadual hayat ringkas mengikut jantina dan umur, Marang, Terengganu, 2026[e]** 638
*Abridged life table by sex and age, Marang, Terengganu, 2026 [e]*

**5.13.6 Jadual hayat ringkas mengikut jantina dan umur, Hulu Terengganu, Terengganu, 2026[e]** 639
*Abridged life table by sex and age, Hulu Terengganu, Terengganu, 2026 [e]*

**5.13.7 Jadual hayat ringkas mengikut jantina dan umur, Setiu, Terengganu, 2026[e]** 640
*Abridged life table by sex and age, Setiu, Terengganu, 2026 [e]*

**Muka surat**
*Page*

**5.13.8 Jadual hayat ringkas mengikut jantina dan umur, Kuala Nerus, Terengganu, 2026[e]** 641
*Abridged life table by sex and age, Kuala Nerus, Terengganu, 2026 [e]*

**5.14 Jadual hayat ringkas mengikut jantina dan umur, W.P. Kuala Lumpur, 2026[e]** 643
*Abridged life table by sex and age, W.P. Kuala Lumpur, 2026 [e]*

**5.15 Jadual hayat ringkas mengikut jantina dan umur, W.P. Labuan, 2026[e]** 645
*Abridged life table by sex and age, W.P. Labuan, 2026 [e]*

**5.16 Jadual hayat ringkas mengikut jantina dan umur, W.P. Putrajaya, 2026[e]** 647
*Abridged life table by sex and age, W.P. Putrajaya, 2026 [e]*

**Muka surat ini sengaja dibiarkan kosong**

*This page is deliberately left blank*

# PENEMUAN UTAMA

## *MAIN FINDINGS*

**Muka surat ini sengaja dibiarkan kosong**

*This page is deliberately left blank*

KEMENTERIAN EKONOMI
JABATAN PERANGKAAN MALAYSIA

# STATISTIK JANGKAAN HAYAT, MALAYSIA, 2026e

| 2024 | 2025p | 2026e |
|---|---|---|
| 74.9 tahun | 75.2 tahun | 75.5 tahun |

Jangkaan hayat ketika lahir **meningkat 0.6 tahun** bagi tempoh 2024 hingga 2026

## JANGKAAN HAYAT KETIKA LAHIR, 2016-2026e

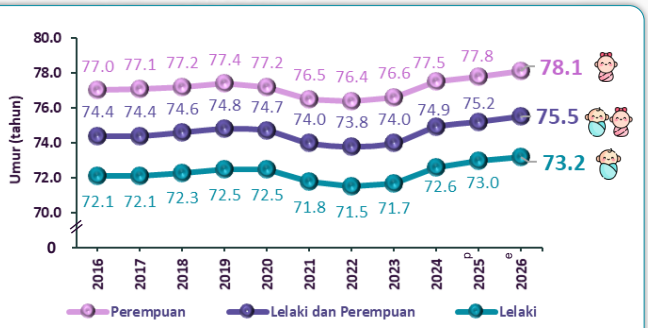


Perempuan yang dilahirkan pada tahun **2026** dijangka hidup **4.9 tahun** lebih lama berbanding lelaki

## JANGKAAN HAYAT KETIKA LAHIR MENGIKUT KEWARGANEGARAAN

### WARGANEGARA

**Lelaki dan Perempuan**
**75.0 tahun**
2025p : 74.8 tahun

**Lelaki**
**72.5 tahun**
2025p : 72.3 tahun

**Perempuan**
**77.9 tahun**
2025p : 77.6 tahun

### BUKAN WARGANEGARA

**Lelaki dan Perempuan**
**82.0 tahun**
2025p : 81.9 tahun

**Lelaki**
**81.7 tahun**
2025p : 81.5 tahun

**Perempuan**
**82.4 tahun**
2025p : 82.5 tahun

## JANGKAAN HAYAT KETIKA LAHIR MENGIKUT KUMPULAN ETNIK UTAMA

| MELAYU | BUMIPUTERA LAIN | CINA | INDIA |
|---|---|---|---|
| Lelaki dan Perempuan | Lelaki dan Perempuan | Lelaki dan Perempuan | Lelaki dan Perempuan |
| 74.5 | 74.5 | 77.7 | 72.1 |
| 2025p: 74.4 tahun | 2025p: 74.2 tahun | 2025p: 77.4 tahun | 2025p: 71.8 tahun |
| Lelaki | Lelaki | Lelaki | Lelaki |
| 72.1 | 72.2 | 75.1 | 68.8 |
| 2025p: 72.0 tahun | 2025p: 71.9 tahun | 2025p: 74.7 tahun | 2025p: 68.4 tahun |
| Perempuan | Perempuan | Perempuan | Perempuan |
| 77.2 | 76.9 | 80.8 | 75.8 |
| 2025p: 76.9 tahun | 2025p: 76.7 tahun | 2025p: 80.5 tahun | 2025p: 75.6 tahun |

**Etnik Cina** mencatatkan jangkaan hayat ketika lahir **tertinggi** pada 2026 berbanding etnik lain iaitu **75.1 tahun** (lelaki) dan **80.8 tahun** (perempuan)

## JANGKAAN HAYAT PADA UMUR TERTENTU

| | LELAKI DAN PEREMPUAN | LELAKI | PEREMPUAN | |
|---|---|---|---|---|
| 15 TAHUN | 61.2 tahun<br>2025p: 61.0 tahun | 59.0 tahun<br>2025p: 58.8 tahun | 63.7 tahun<br>2025p: 63.5 tahun | **Lelaki** yang berumur **15 tahun** pada **2026** dijangka hidup selama **59.0 tahun** lagi dan **perempuan** selama **63.7 tahun** lagi |
| 60 TAHUN | 20.2 tahun<br>2025p: 20.0 tahun | 18.9 tahun<br>2025p: 18.7 tahun | 21.7 tahun<br>2025p: 21.5 tahun | **Lelaki** yang berumur **60 tahun** pada **2026** dijangka hidup selama **18.9 tahun** lagi dan **perempuan** selama **21.7 tahun** lagi |
| 65 TAHUN | 16.5 tahun<br>2025p: 16.3 tahun | 15.4 tahun<br>2025p: 15.2 tahun | 17.7 tahun<br>2025p: 17.5 tahun | **Lelaki** yang berumur **65 tahun** pada **2026** dijangka hidup selama **15.4 tahun** lagi dan **perempuan** selama **17.7 tahun** lagi |

**Nota**: p Permulaan
e Anggaran

@StatsMalaysia

Sumber: Jadual Hayat Ringkas, Malaysia, 2024-2026, Jabatan Perangkaan Malaysia (DOSM)

KEMENTERIAN EKONOMI
JABATAN PERANGKAAN MALAYSIA

# JANGKAAN HAYAT KETIKA LAHIR MENGIKUT NEGERI, MALAYSIA, 2026[e]

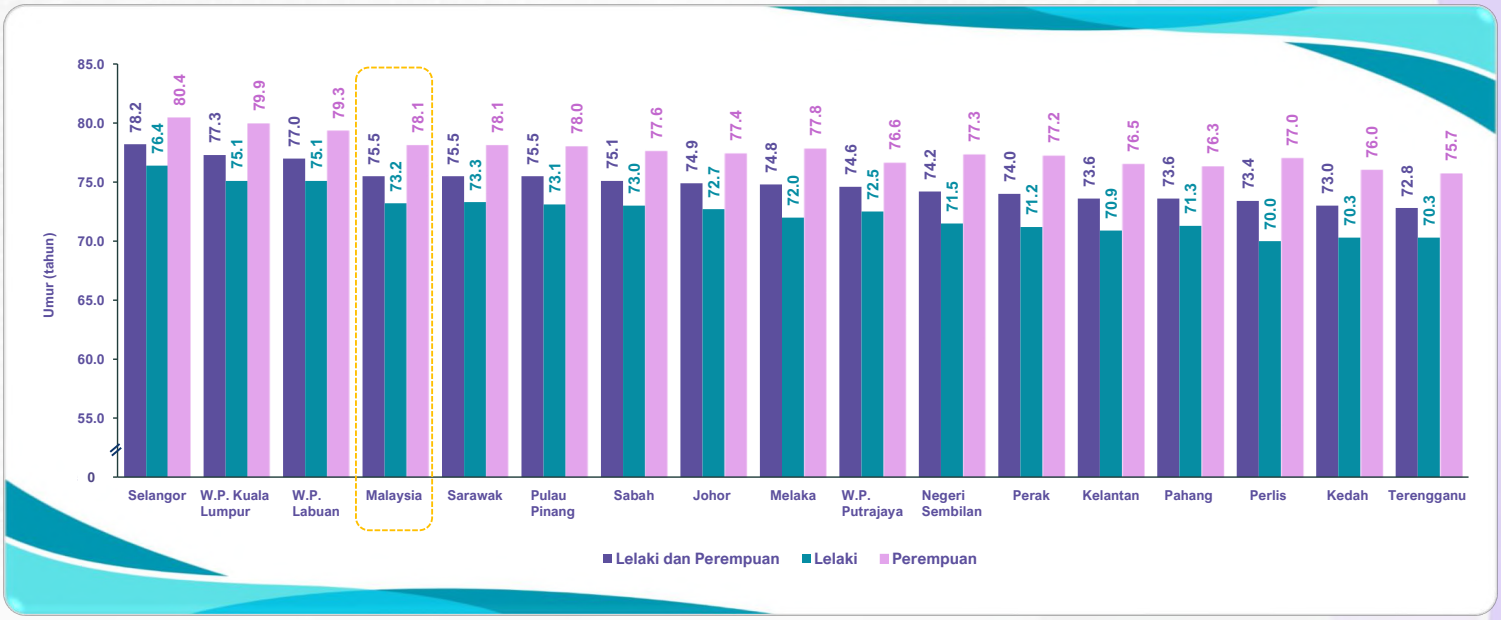


## JANGKAAN HAYAT MENGIKUT NEGERI

**Tiga negeri** mencatatkan jangkaan hayat melebihi jangkaan hayat **paras nasional** (75.5 tahun) iaitu **Selangor** (78.2 tahun), **W.P. Kuala Lumpur** (77.3 tahun) dan **W.P. Labuan** (77.0 tahun)

## JANGKAAN HAYAT KETIKA LAHIR MENGIKUT NEGARA ASEAN, 2026[a]

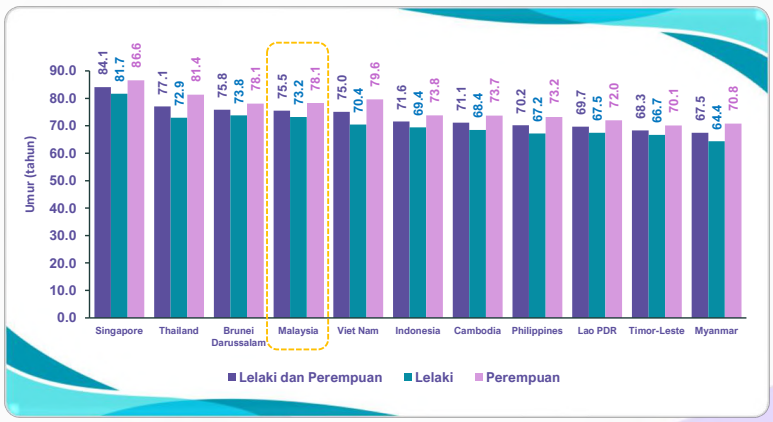


**Tiga negara ASEAN** mencatatkan jangkaan hayat melebihi jangkaan hayat paras **Malaysia** (75.5 tahun) pada tahun **2026** iaitu **Singapore** (84.1 tahun), **Thailand** (77.1 tahun) dan **Brunei Darussalam** (75.8 tahun)

## JANGKAAN HAYAT KETIKA LAHIR MENGIKUT NEGARA TERPILIH, 2026[a]

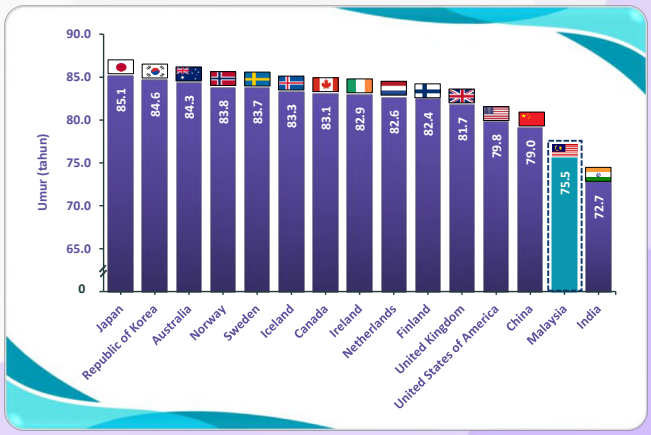


**Nota:**
i. [e] Anggaran
ii. [a] Statistik jangkaan hayat ketika lahir tahun 2026 bagi negara ASEAN dan negara terpilih diperoleh melalui *World Population Prospects 2024* kecuali Malaysia (keluaran terkini)

Sumber: Jadual Hayat Ringkas, Malaysia, 2024-2026, Jabatan Perangkaan Malaysia (DOSM)

@StatsMalaysia

KEMENTERIAN EKONOMI
JABATAN PERANGKAAN MALAYSIA

# JANGKAAN HAYAT KETIKA LAHIR MENGIKUT KUMPULAN ETNIK UTAMA, JANTINA DAN NEGERI, MALAYSIA, 2026[e]

(tahun)

| NEGERI | MELAYU | | | CINA | | | INDIA | | |
|---|---|---|---|---|---|---|---|---|---|
| | | | | | | | | | |
| Malaysia | **74.5** | **72.1** | **77.2** | **77.7** | **75.1** | **80.8** | **72.1** | **68.8** | **75.8** |
| Johor | 73.6 | 71.2 | 76.3 | 76.6 | 74.0 | 79.7 | 70.2 | 66.8 | 74.0 |
| Kedah | 72.4 | 69.6 | 75.4 | 76.1 | 73.1 | 79.4 | 70.5 | 66.2 | 74.9 |
| Kelantan | 73.4 | 70.6 | 76.3 | 77.3 | 74.8 | 80.4 | 75.1 | 72.3 | 78.2 |
| Melaka | 73.6 | 70.9 | 76.5 | 77.6 | 74.4 | 81.3 | 71.2 | 67.0 | 75.5 |
| Negeri Sembilan | 73.6 | 71.0 | 76.4 | 77.5 | 74.7 | 80.8 | 70.8 | 67.2 | 74.9 |
| Pahang | 73.3 | 70.8 | 76.1 | 75.5 | 72.4 | 79.3 | 71.7 | 68.2 | 75.7 |
| Perak | 72.6 | 69.8 | 75.5 | 76.9 | 73.7 | 80.7 | 71.1 | 66.6 | 75.8 |
| Perlis | 72.8 | 69.2 | 76.5 | 76.8 | 74.8 | 79.2 | 78.4 | 75.8 | 81.0 |
| Pulau Pinang | 73.1 | 71.0 | 75.3 | 78.0 | 75.4 | 81.0 | 70.0 | 66.9 | 73.4 |
| Sabah | 68.4 | 66.2 | 70.6 | 72.9 | 70.5 | 76.2 | 69.3 | 65.1 | 78.2 |
| Sarawak | 74.7 | 72.3 | 77.4 | 78.1 | 75.6 | 80.9 | 74.0 | 70.3 | 81.5 |
| Selangor | 78.4 | 76.6 | 80.4 | 79.2 | 76.9 | 81.8 | 73.6 | 70.9 | 76.6 |
| Terengganu | 72.6 | 69.9 | 75.5 | 76.5 | 73.8 | 79.8 | 68.9 | 63.5 | 78.8 |
| W.P. Kuala Lumpur | 77.6 | 75.7 | 79.7 | 77.4 | 74.7 | 80.5 | 74.4 | 71.3 | 77.9 |
| W.P. Labuan | 71.3 | 68.7 | 74.5 | 78.3 | 73.9 | 82.8 | 71.3 | 64.6 | 80.8 |
| W.P. Putrajaya | 74.6 | 72.6 | 76.5 | N/A | N/A | N/A | 71.2 | 68.7 | 74.0 |

**Nota:**
i. [e] Anggaran
ii. N/A - Jangkaan hayat ketika lahir tidak dapat dikira disebabkan kekurangan data

@StatsMalaysia

Sumber: Jadual Hayat Ringkas, Malaysia, 2024-2026, Jabatan Perangkaan Malaysia (DOSM)

KEMENTERIAN EKONOMI
JABATAN PERANGKAAN MALAYSIA

# TIGA DAERAH PENTADBIRAN DENGAN JANGKAAN HAYAT KETIKA LAHIR TERTINGGI MENGIKUT NEGERI, MALAYSIA, 2026e

## JOHOR

| | | |
|---|---|---|
| 1 | Kulai | 77.4 |
| 2 | Johor Bahru | 76.3 |
| 3 | Muar | 76.2 |

## MELAKA

| | | |
|---|---|---|
| 1 | Melaka Tengah | 75.2 |
| 2 | Alor Gajah | 74.0 |
| 3 | Jasin | 73.9 |

## PERAK

| | | |
|---|---|---|
| 1 | Kinta | 76.3 |
| 2 | Muallim | 75.7 |
| 3 | Bagan Datuk | 75.3 |

## SABAH

| | | |
|---|---|---|
| 1 | Kalabakan | 80.4 |
| 2 | Telupid | 79.5 |
| 3 | Lahad Datu | 78.8 |

## TERENGGANU

| | | |
|---|---|---|
| 1 | Marang | 74.2 |
| 2 | Kuala Nerus | 74.0 |
| 3 | Kemaman | 73.0 |

## KEDAH

| | | |
|---|---|---|
| 1 | Kulim | 75.7 |
| 2 | Kuala Muda | 74.6 |
| 3 | Kota Setar | 72.8 |

## NEGERI SEMBILAN

| | | |
|---|---|---|
| 1 | Seremban | 75.8 |
| 2 | Jelebu | 73.1 |
| 3 | Tampin | 72.5 |

## PERLIS

| | | |
|---|---|---|
| 1 | Perlis | 73.4 |

## SARAWAK

| | | |
|---|---|---|
| 1 | Samarahan | 80.9 |
| 2 | Kuching | 77.3 |
| 3 | Bintulu | 77.3 |

## W.P. KUALA LUMPUR

| | | |
|---|---|---|
| 1 | W.P. Kuala Lumpur | 77.3 |

## W.P. PUTRAJAYA

| | | |
|---|---|---|
| 1 | W.P. Putrajaya | 74.6 |

## KELANTAN

| | | |
|---|---|---|
| 1 | Kota Bharu | 74.6 |
| 2 | Pasir Mas | 73.9 |
| 3 | Tanah Merah | 73.9 |

## PAHANG

| | | |
|---|---|---|
| 1 | Cameron Highlands | 77.3 |
| 2 | Kuantan | 76.5 |
| 3 | Lipis | 74.1 |

## PULAU PINANG

| | | |
|---|---|---|
| 1 | Timur Laut | 77.0 |
| 2 | Barat Daya | 75.8 |
| 3 | Seberang Perai Tengah | 75.5 |

## SELANGOR

| | | |
|---|---|---|
| 1 | Petaling | 80.2 |
| 2 | Sepang | 78.7 |
| 3 | Ulu Langat | 78.4 |

## W.P. LABUAN

| | | |
|---|---|---|
| 1 | W.P. Labuan | 77.0 |

# LIMA DAERAH PENTADBIRAN DENGAN JANGKAAN HAYAT KETIKA LAHIR TERTINGGI, 2026e

1. 80.9 tahun — Samarahan
2. 80.4 tahun — Kalabakan
3. 80.2 tahun — Petaling
4. 79.5 tahun — Telupid
5. 78.8 tahun — Lahad Datu

@StatsMalaysia

Sumber: Jadual Hayat Ringkas, Malaysia, 2024-2026, Jabatan Perangkaan Malaysia (DOSM)

MINISTRY OF ECONOMY
DEPARTMENT OF STATISTICS MALAYSIA

# STATISTICS OF LIFE EXPECTANCY, MALAYSIA, 2026e

| 2024 | 2025p | 2026e |
|---|---|---|
| 74.9 years | 75.2 years | 75.5 years |

Life expectancy at birth **increased by 0.6 years** for the period of 2024 to 2026

## LIFE EXPECTANCY AT BIRTH, 2016-2026e

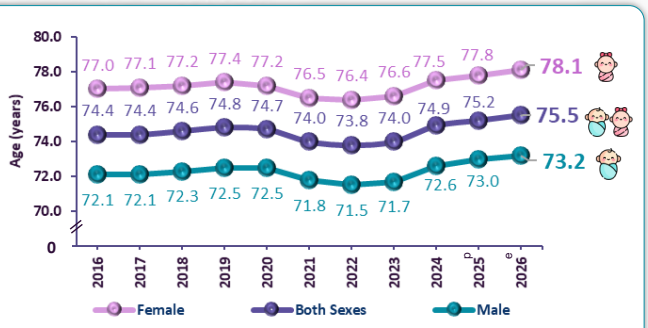


Females born in **2026** are expected to live **4.9 years** longer than males

## LIFE EXPECTANCY AT BIRTH BY CITIZENSHIP

### CITIZENS

| | |
|---|---|
| Both Sexes | 75.0 years |
| | 2025p : 74.8 years |
| Male | 72.5 years |
| | 2025p : 72.3 years |
| Female | 77.9 years |
| | 2025p : 77.6 years |

### NON-CITIZENS

| | |
|---|---|
| Both Sexes | 82.0 years |
| | 2025p : 81.9 years |
| Male | 81.7 years |
| | 2025p : 81.5 years |
| Female | 82.4 years |
| | 2025p : 82.5 years |

## LIFE EXPECTANCY AT BIRTH BY MAJOR ETHNIC GROUP

| | MALAY | OTHER BUMIPUTERA | CHINESE | INDIANS |
|---|---|---|---|---|
| Both Sexes | 74.5 | 74.5 | 77.7 | 72.1 |
| | 2025p : 74.4 years | 2025p : 74.2 years | 2025p : 77.4 years | 2025p : 71.8 years |
| Male | 72.1 | 72.2 | 75.1 | 68.8 |
| | 2025p : 72.0 years | 2025p : 71.9 years | 2025p : 74.7 years | 2025p : 68.4 years |
| Female | 77.2 | 76.9 | 80.8 | 75.8 |
| | 2025p : 76.9 years | 2025p : 76.7 years | 2025p : 80.5 years | 2025p : 75.6 years |

**Chinese** recorded the **highest** life expectancy at birth in 2026 as compared to other ethnic groups with **75.1 years** (male) dan **80.8 years** (female)

## LIFE EXPECTANCY AT SPECIFIC AGE

### 15 YEARS

| BOTH SEXES | MALE | FEMALE |
|---|---|---|
| 61.2 years | 59.0 years | 63.7 years |
| 2025p: 61.0 years | 2025p: 58.8 years | 2025p: 63.5 years |

**Males** at the age of **15 years** in **2026** is expected to live another **59.0 years** and **females** another **63.7 years**

### 60 YEARS

| BOTH SEXES | MALE | FEMALE |
|---|---|---|
| 20.2 years | 18.9 years | 21.7 years |
| 2025p: 20.0 years | 2025p: 18.7 years | 2025p: 21.5 years |

**Males** at the age of **60 years** in **2026** is expected to live another **18.9 years** and **females** another **21.7 years**

### 65 YEARS

| BOTH SEXES | MALE | FEMALE |
|---|---|---|
| 16.5 years | 15.4 years | 17.7 years |
| 2025p: 16.3 years | 2025p: 15.2 years | 2025p: 17.5 years |

**Males** at the age of **65 years** in **2026** is expected to live another **15.4 years** and **females** another **17.7 years**

Notes: p Preliminary
e Estimates

@StatsMalaysia

Source: Abridged Life Tables, Malaysia, 2024-2026, Department of Statistics Malaysia (DOSM)

MINISTRY OF ECONOMY
DEPARTMENT OF STATISTICS MALAYSIA

## LIFE EXPECTANCY AT BIRTH BY STATE, MALAYSIA, 2026[e]

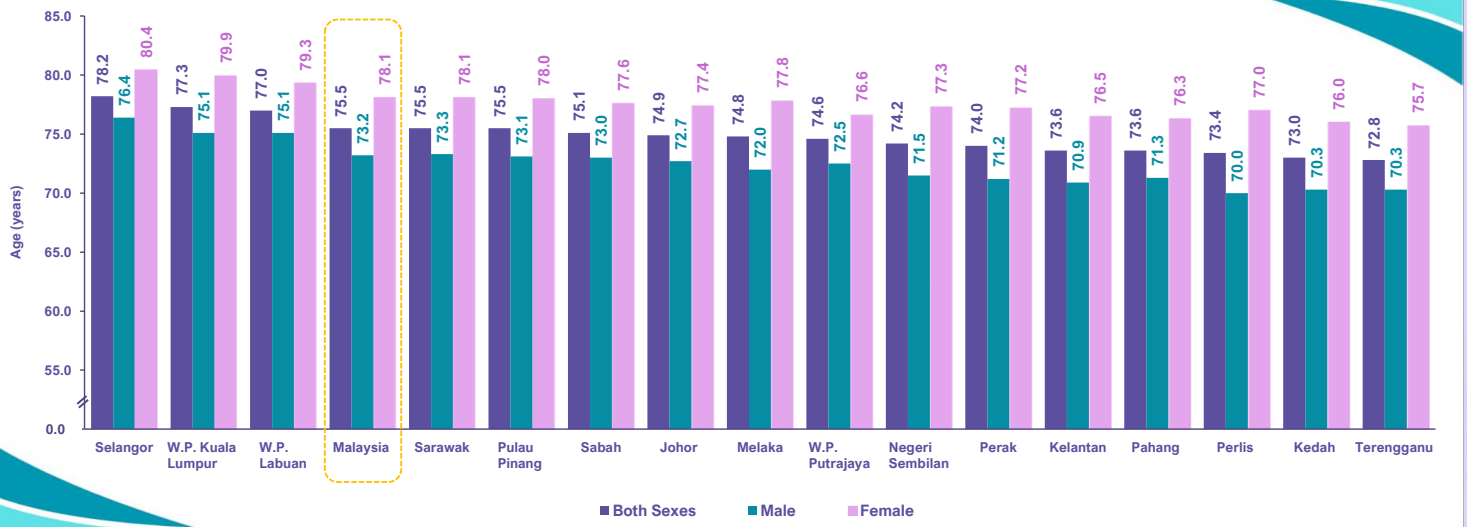


### LIFE EXPECTANCY BY STATE

**Three states** recorded life expectancy above the **national level** (75.5 years), namely **Selangor** (78.2 years), **W.P. Kuala Lumpur** (77.3 years) and **W.P. Labuan** (77.0 years)

## LIFE EXPECTANCY AT BIRTH, BY ASEAN COUNTRIES, 2026[a]

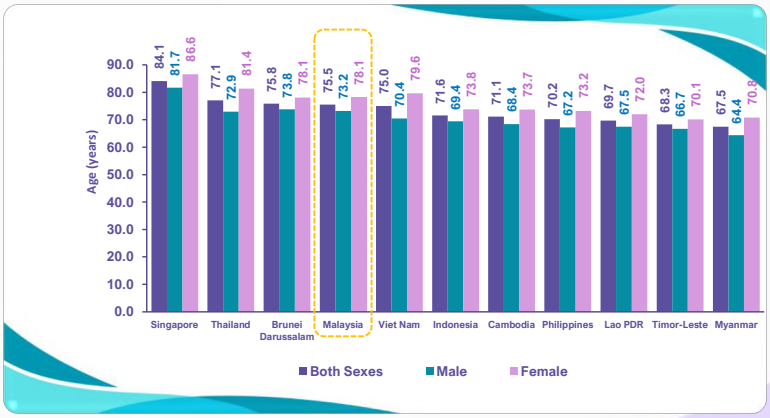


**Three ASEAN countries** recorded life expectancy above the **Malaysia level** (75.5 years) in year **2026**, namely **Singapore** (84.1 years), **Thailand** (77.1 years) and **Brunei Darussalam** (75.8 years)

## LIFE EXPECTANCY AT BIRTH, BY SELECTED COUNTRIES, 2026[a]

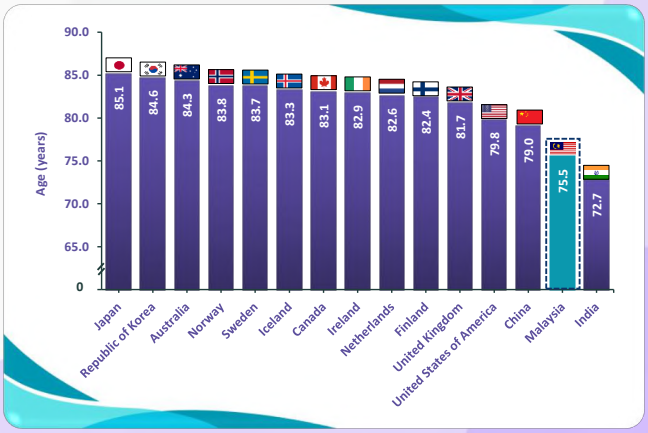


**Notes:**
i. [e] Estimates
ii. [a] Statistics of life expectancy at birth in 2026 for ASEAN and selected countries are obtained from the World Population Prospects 2026 except Malaysia (latest release)

Source: Abridged Life Tables, Malaysia, 2024-2026, Department of Statistics Malaysia (DOSM)

@StatsMalaysia

MINISTRY OF ECONOMY
DEPARTMENT OF STATISTICS MALAYSIA

# LIFE EXPECTANCY AT BIRTH BY MAJOR ETHNIC GROUP, SEX AND STATE, MALAYSIA, 2026[e]

(years)

| STATE | MALAY | | | CHINESE | | | INDIANS | | |
|---|---|---|---|---|---|---|---|---|---|
| | | | | | | | | | |
| Malaysia | **74.5** | **72.1** | **77.2** | **77.7** | **75.1** | **80.8** | **72.1** | **68.8** | **75.8** |
| Johor | 73.6 | 71.2 | 76.3 | 76.6 | 74.0 | 79.7 | 70.2 | 66.8 | 74.0 |
| Kedah | 72.4 | 69.6 | 75.4 | 76.1 | 73.1 | 79.4 | 70.5 | 66.2 | 74.9 |
| Kelantan | 73.4 | 70.6 | 76.3 | 77.3 | 74.8 | 80.4 | 75.1 | 72.3 | 78.2 |
| Melaka | 73.6 | 70.9 | 76.5 | 77.6 | 74.4 | 81.3 | 71.2 | 67.0 | 75.5 |
| Negeri Sembilan | 73.6 | 71.0 | 76.4 | 77.5 | 74.7 | 80.8 | 70.8 | 67.2 | 74.9 |
| Pahang | 73.3 | 70.8 | 76.1 | 75.5 | 72.4 | 79.3 | 71.7 | 68.2 | 75.7 |
| Perak | 72.6 | 69.8 | 75.5 | 76.9 | 73.7 | 80.7 | 71.1 | 66.6 | 75.8 |
| Perlis | 72.8 | 69.2 | 76.5 | 76.8 | 74.8 | 79.2 | 78.4 | 75.8 | 81.0 |
| Pulau Pinang | 73.1 | 71.0 | 75.3 | 78.0 | 75.4 | 81.0 | 70.0 | 66.9 | 73.4 |
| Sabah | 68.4 | 66.2 | 70.6 | 72.9 | 70.5 | 76.2 | 69.3 | 65.1 | 78.2 |
| Sarawak | 74.7 | 72.3 | 77.4 | 78.1 | 75.6 | 80.9 | 74.0 | 70.3 | 81.5 |
| Selangor | 78.4 | 76.6 | 80.4 | 79.2 | 76.9 | 81.8 | 73.6 | 70.9 | 76.6 |
| Terengganu | 72.6 | 69.9 | 75.5 | 76.5 | 73.8 | 79.8 | 68.9 | 63.5 | 78.8 |
| W.P. Kuala Lumpur | 77.6 | 75.7 | 79.7 | 77.4 | 74.7 | 80.5 | 74.4 | 71.3 | 77.9 |
| W.P. Labuan | 71.3 | 68.7 | 74.5 | 78.3 | 73.9 | 82.8 | 71.3 | 64.6 | 80.8 |
| W.P. Putrajaya | 74.6 | 72.6 | 76.5 | N/A | N/A | N/A | 71.2 | 68.7 | 74.0 |

**Notes:**
i. [e] Estimates
ii. N/A – Life expectancy at birth cannot be calculated due to insufficient data



Source: Abridged Life Tables, Malaysia, 2024-2026, Department of Statistics Malaysia (DOSM)

MINISTRY OF ECONOMY
DEPARTMENT OF STATISTICS MALAYSIA

## THREE ADMINISTRATIVE DISTRICTS WITH THE HIGHEST LIFE EXPECTANCY AT BIRTH BY STATE, MALAYSIA, 2026[e]

### JOHOR

| | | |
|---|---|---|
| 1 | Kulai | 77.4 |
| 2 | Johor Bahru | 76.3 |
| 3 | Muar | 76.2 |

### KEDAH

| | | |
|---|---|---|
| 1 | Kulim | 75.7 |
| 2 | Kuala Muda | 74.6 |
| 3 | Kota Setar | 72.8 |

### KELANTAN

| | | |
|---|---|---|
| 1 | Kota Bharu | 74.6 |
| 2 | Pasir Mas | 73.9 |
| 3 | Tanah Merah | 73.9 |

### MELAKA

| | | |
|---|---|---|
| 1 | Melaka Tengah | 75.2 |
| 2 | Alor Gajah | 74.0 |
| 3 | Jasin | 73.9 |

### NEGERI SEMBILAN

| | | |
|---|---|---|
| 1 | Seremban | 75.8 |
| 2 | Jelebu | 73.1 |
| 3 | Tampin | 72.5 |

### PAHANG

| | | |
|---|---|---|
| 1 | Cameron Highlands | 77.3 |
| 2 | Kuantan | 76.5 |
| 3 | Lipis | 74.1 |

### PERAK

| | | |
|---|---|---|
| 1 | Kinta | 76.3 |
| 2 | Muallim | 75.7 |
| 3 | Bagan Datuk | 75.3 |

### PERLIS

| | | |
|---|---|---|
| 1 | Perlis | 73.4 |

### PULAU PINANG

| | | |
|---|---|---|
| 1 | Timur Laut | 77.0 |
| 2 | Barat Daya | 75.8 |
| 3 | Seberang Perai Tengah | 75.5 |

### SABAH

| | | |
|---|---|---|
| 1 | Kalabakan | 80.4 |
| 2 | Telupid | 79.5 |
| 3 | Lahad Datu | 78.8 |

### SARAWAK

| | | |
|---|---|---|
| 1 | Samarahan | 80.9 |
| 2 | Kuching | 77.3 |
| 3 | Bintulu | 77.3 |

### SELANGOR

| | | |
|---|---|---|
| 1 | Petaling | 80.2 |
| 2 | Sepang | 78.7 |
| 3 | Ulu Langat | 78.4 |

### TERENGGANU

| | | |
|---|---|---|
| 1 | Marang | 74.2 |
| 2 | Kuala Nerus | 74.0 |
| 3 | Kemaman | 73.0 |

### W.P. KUALA LUMPUR

| | | |
|---|---|---|
| 1 | W.P. Kuala Lumpur | 77.3 |

### W.P. LABUAN

| | | |
|---|---|---|
| 1 | W.P. Labuan | 77.0 |

### W.P. PUTRAJAYA

| | | |
|---|---|---|
| 1 | W.P. Putrajaya | 74.6 |

## FIVE ADMINISTRATIVE DISTRICTS WITH THE HIGHEST LIFE EXPECTANCY AT BIRTH, 2026[e]

1. 80.9 years — Samarahan
2. 80.4 years — Kalabakan
3. 80.2 years — Petaling
4. 79.5 years — Telupid
5. 78.8 years — Lahad Datu

@StatsMalaysia

Source: Abridged Life Tables, Malaysia, 2024-2026, Department of Statistics Malaysia (DOSM)

# RINGKASAN PENEMUAN

**Muka surat ini sengaja dibiarkan kosong**

*This page is deliberately left blank*

# 1. PENGENALAN

Jadual Hayat Ringkas, Malaysia, 2024-2026 membentangkan jadual hayat mengikut kumpulan umur, kumpulan etnik dan jantina di peringkat Malaysia dan negeri. Penerbitan ini turut membentangkan jadual hayat mengikut kumpulan umur dan jantina bagi 162 daerah pentadbiran. Jadual hayat ini dijana menggunakan model *Coale-Demeny (West)* yang berasaskan statistik kematian pertengahan tahun dan anggaran penduduk pertengahan tahun.

Jadual hayat ringkas menunjukkan **kebarangkalian seseorang pada umur tertentu (selang umur 5 tahun) akan mati sebelum mencapai ulang tahun kelahiran seterusnya**. Pengiraan jadual hayat disediakan menggunakan input kadar mortaliti umur tertentu atau kebarangkalian kematian ($\mathbf{q_x}$) dan hasilnya akan digunakan untuk mengukur mortaliti, nisbah ketakatan dan jangkaan hayat.

Jangkaan hayat adalah **purata baki umur (tahun) seseorang dijangka akan hidup** pada permulaan umur tertentu dengan andaian kadar mortaliti umur tertentu adalah sama sepanjang hayat.

## 2. PENEMUAN UTAMA JADUAL HAYAT RINGKAS, 2024-2026

a. Seorang bayi yang lahir pada tahun ...
   i. 2024 secara purata dijangka hidup sehingga 74.9 tahun.
   ii. 2025[p] secara purata dijangka hidup sehingga 75.2 tahun.
   iii. 2026[e] secara purata dijangka hidup sehingga 75.5 tahun.

b. Seorang bayi lelaki yang lahir pada tahun ...
   i. 2024 secara purata dijangka hidup sehingga 72.6 tahun.
   ii. 2025[p] secara purata dijangka hidup sehingga 73.0 tahun.
   iii. 2026[e] secara purata dijangka hidup sehingga 73.2 tahun.

c. Seorang bayi perempuan yang lahir pada tahun ...
   i. 2024 secara purata dijangka hidup sehingga 77.5 tahun.
   ii. 2025[p] secara purata dijangka hidup sehingga 77.8 tahun.
   iii. 2026[e] secara purata dijangka hidup sehingga 78.1 tahun.

d. Seorang lelaki yang mencapai umur **15 tahun** pada tahun ...
   i. 2024 dijangka hidup selama 58.4 tahun lagi.
   ii. 2025[p] dijangka hidup selama 58.8 tahun lagi.
   iii. 2026[e] dijangka hidup selama 59.0 tahun lagi.

e. Seorang perempuan yang mencapai umur **15 tahun** pada tahun ...
   i. 2024 dijangka hidup selama 63.2 tahun lagi.
   ii. 2025[p] dijangka hidup selama 63.5 tahun lagi.
   iii. 2026[e] dijangka hidup selama 63.7 tahun lagi.

f. Seorang lelaki yang mencapai umur **60 tahun** pada tahun ...
   i. 2024 dijangka hidup selama 18.4 tahun lagi.
   ii. 2025[p] dijangka hidup selama 18.7 tahun lagi.
   iii. 2026[e] dijangka hidup selama 18.9 tahun lagi.

g. Seorang perempuan yang mencapai umur **60 tahun** pada tahun ...
   i. 2024 dijangka hidup selama 21.2 tahun lagi.
   ii. 2025[p] dijangka hidup selama 21.5 tahun lagi.
   iii. 2026[e] dijangka hidup selama 21.7 tahun lagi.

h. Etnik **Cina** kekal mencatatkan **jangkaan hayat ketika lahir tertinggi** bagi tahun 2024 hingga 2026.

**Nota**:

[p] Permulaan
[e] Anggaran

i. **Selangor** mencatatkan jangkaan hayat ketika lahir **tertinggi** bagi tahun **2024 hingga 2026** manakala **Terengganu** mencatatkan jangkaan hayat ketika lahir **terendah** dalam **tempoh yang sama**.

j. Di peringkat daerah pentadbiran, **Samarahan, Sarawak** mencatatkan jangkaan hayat ketika lahir **tertinggi** bagi tiga tahun berturut-turut, meningkat daripada **80.3 tahun pada 2024** kepada **80.6 tahun pada 2025** dan **80.9 tahun pada 2026**. Sementara itu, **Kecil Lojing, Kelantan** mencatatkan jangkaan hayat ketika lahir **terendah** pada tahun **2024 (65.3 tahun), 2025 (66.2 tahun)** dan **2026 (65.8 tahun).**

## 3. JANGKAAN HAYAT KETIKA LAHIR

### Jangkaan Hayat Ketika Lahir Meningkat pada Tahun 2026

Seorang bayi yang lahir pada **2024**, **2025** dan **2026** secara purata masing-masing dijangka hidup sehingga **74.9 tahun**, **75.2 tahun** dan **75.5 tahun**.

Jangkaan hayat ketika lahir pada 2019 meningkat 0.4 tahun berbanding 2016. Jangkaan hayat lelaki meningkat sebanyak 0.4 tahun daripada 72.1 tahun kepada 72.5 tahun manakala jangkaan hayat perempuan juga meningkat 0.4 tahun. Walau bagaimanapun, jangkaan hayat ketika lahir pada 2022 menurun sebanyak 0.9 tahun dengan jangkaan hayat lelaki menurun sebanyak 1.0 tahun dan perempuan sebanyak 0.8 tahun berbanding 2020.

Pada 2026, jangkaan hayat ketika lahir mencatatkan peningkatan sebanyak 1.5 tahun berbanding 2023. Peningkatan jangkaan hayat ini disebabkan jumlah kematian yang menurun bagi tempoh 2023 hingga 2026 berbanding 2020 hingga 2022 yang mana berlakunya lebihan kematian semasa pandemik COVID-19.

Carta 1: Perubahan jangkaan hayat ketika lahir mengikut jantina, Malaysia, 2016 & 2019, 2020 & 2022 dan 2023 & 2026

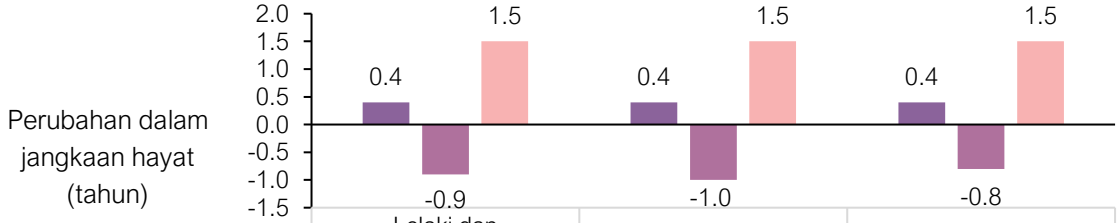


| | Lelaki dan Perempuan | Lelaki | Perempuan |
|---|---|---|---|
| 2016 & 2019 | 0.4 | 0.4 | 0.4 |
| 2020 & 2022 | -0.9 | -1.0 | -0.8 |
| 2023 & 2026 | 1.5 | 1.5 | 1.5 |

Nota:
**2016-2019**: Berdasarkan Banci Penduduk dan Perumahan Malaysia 2010
**2020-2026**: Berdasarkan Banci Penduduk dan Perumahan Malaysia 2020

Seorang bayi lelaki yang lahir pada 2024 dan 2025 masing-masing dijangka boleh hidup sehingga 72.6 tahun dan 73.0 tahun, manakala bayi perempuan masing-masing dijangka boleh hidup sehingga 77.5 tahun dan 77.8 tahun bagi tempoh yang sama.

Secara purata, seorang bayi lelaki yang lahir pada 2026 dijangka boleh hidup sehingga 73.2 tahun manakala perempuan dijangka boleh hidup sehingga 78.1 tahun.

Carta 2: Jangkaan hayat ketika lahir mengikut jantina, Malaysia, 2016-2026

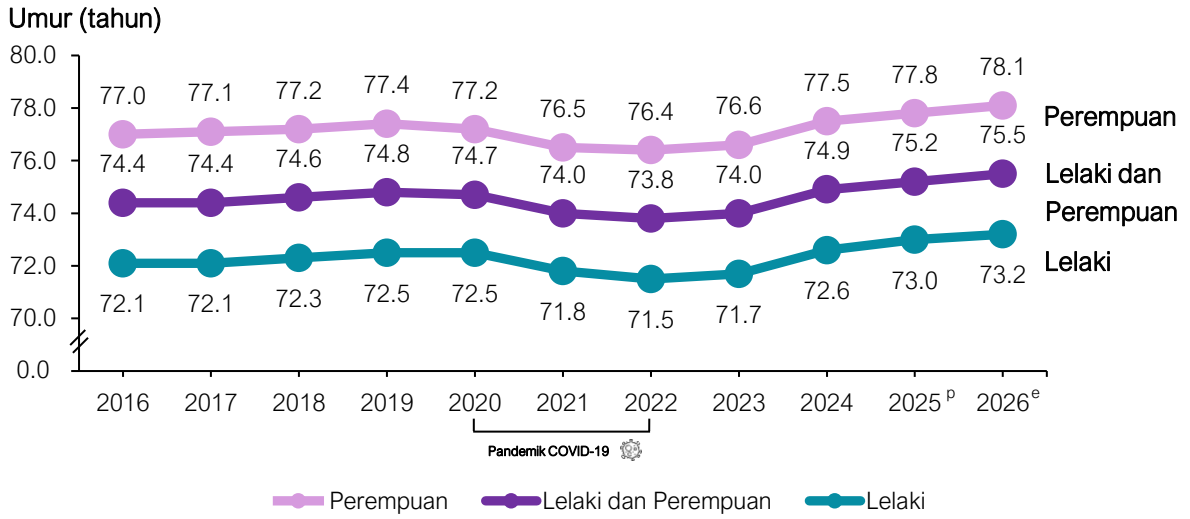


Nota:
[p] Permulaan
[e] Anggaran

## 4. JANGKAAN HAYAT PADA UMUR 15 TAHUN

### Perempuan pada Umur 15 Tahun Dijangka Hidup 5 Tahun Lebih Lama Berbanding Lelaki bagi Tahun 2024, 2025 dan 2026

**Lelaki** yang mencapai umur **15 tahun** pada **2024**, **2025** dan **2026** masing-masing dijangka hidup selama **58.4 tahun**, **58.8 tahun** dan **59.0 tahun lagi**. Ini menunjukkan bahawa lelaki yang mencapai umur 15 tahun pada 2024 dijangka hidup sehingga umur 73.4 tahun, berbanding 73.8 tahun bagi lelaki yang mencapai umur yang sama pada 2025 dan 74.0 tahun pada 2026.

**Perempuan** yang mencapai umur **15 tahun** pada **2024**, **2025** dan **2026** masing-masing dijangka hidup selama **63.2 tahun**, **63.5 tahun** dan **63.7 tahun lagi**. Ini menunjukkan perempuan yang berumur 15 tahun pada 2024 dijangka hidup sehingga umur 78.2 tahun; perempuan yang berumur 15 tahun pada 2025 dijangka hidup sehingga umur 78.5 tahun dan perempuan yang berumur 15 tahun pada 2026 dijangka hidup sehingga umur 78.7 tahun. Perempuan dijangka hidup lebih lama daripada lelaki dengan perbezaan antara jangkaan hayat adalah 4.8 tahun (2024) dan 4.7 tahun (2025 dan 2026). [**Carta 3**]

## Carta 3: Jangkaan hayat pada umur 15 tahun mengikut jantina, Malaysia, 2016-2026

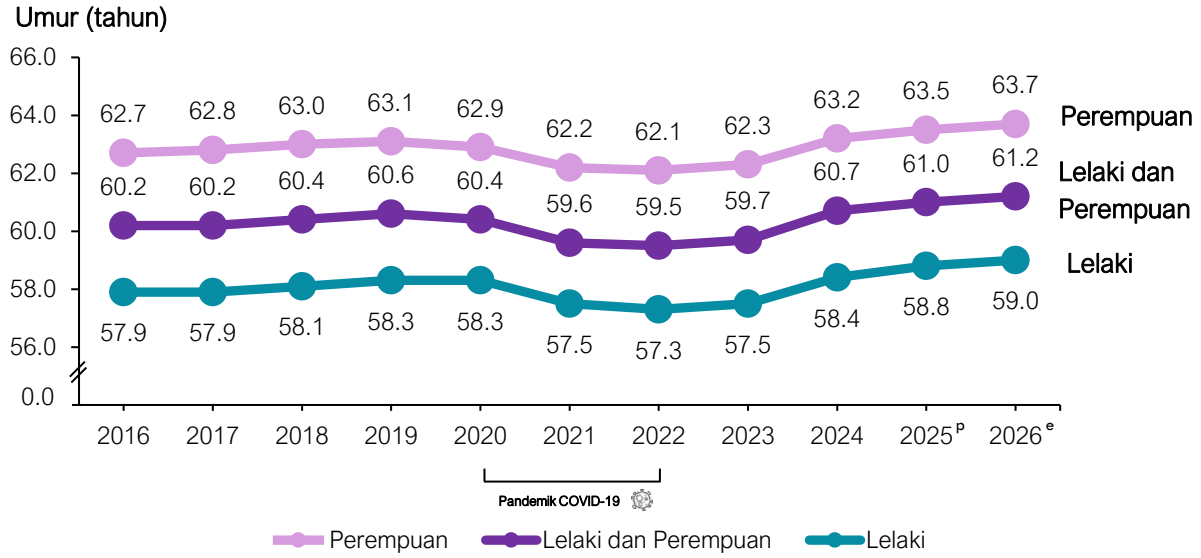


Nota:
[p] Permulaan
[e] Anggaran

Jangkaan hayat pada umur 15 tahun meningkat sebanyak 0.4 tahun pada 2019 berbanding 2016 bagi lelaki dan perempuan, daripada 57.9 tahun kepada 58.3 tahun bagi lelaki dan daripada 62.7 tahun kepada 63.1 tahun bagi perempuan. Pada 2022, jangkaan hayat pada umur 15 tahun menurun sebanyak 1.0 tahun bagi lelaki dan 0.8 tahun bagi perempuan berbanding 2020. Sebaliknya, pada 2026, jangkaan hayat pada umur 15 tahun meningkat sebanyak 1.5 tahun bagi lelaki dan 1.4 tahun bagi perempuan berbanding 2023. Peningkatan jangkaan hayat ini disebabkan jumlah kematian yang menurun bagi tempoh 2023 hingga 2026 berbanding 2020 hingga 2022 yang mana berlakunya lebihan kematian semasa pandemik COVID-19.

## Carta 4: Perubahan jangkaan hayat pada umur 15 tahun mengikut jantina, Malaysia, 2016 & 2019, 2020 & 2022 dan 2023 & 2026

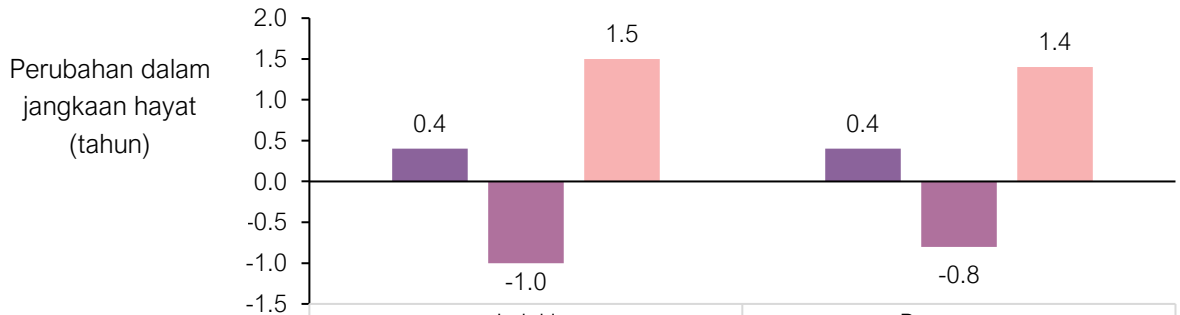


| | Lelaki | Perempuan |
|---|---|---|
| 2016 & 2019 | 0.4 | 0.4 |
| 2020 & 2022 | -1.0 | -0.8 |
| 2023 & 2026 | 1.5 | 1.4 |

# 5. JANGKAAN HAYAT PADA UMUR 60 TAHUN

## Perempuan pada Umur 60 Tahun Dijangka Hidup Sehingga lebih 80 Tahun bagi Tahun 2016 hingga 2026

Lelaki dan perempuan yang berumur 60 tahun pada 2024 masing-masing dijangka hidup selama 18.4 tahun dan 21.2 tahun lagi. Ini bermakna, lelaki yang berumur 60 tahun pada 2024 dijangka hidup sehingga umur 78.4 tahun dan perempuan sehingga umur 81.2 tahun.

Lelaki yang berumur 60 tahun pada 2025 dijangka hidup selama 18.7 tahun dan perempuan selama 21.5 tahun lagi. Ini menunjukkan, lelaki yang berumur 60 tahun pada 2025 dijangka hidup sehingga umur 78.7 tahun dan perempuan sehingga umur 81.5 tahun.

Lelaki dan perempuan yang berumur 60 tahun pada 2026 masing-masing dijangka hidup selama 18.9 tahun dan 21.7 tahun lagi. Ini menunjukkan, lelaki yang berumur 60 tahun pada 2026 dijangka hidup sehingga 78.9 tahun manakala perempuan, 81.7 tahun.

Carta 5: Jangkaan hayat pada umur 60 tahun mengikut jantina, Malaysia, 2016-2026

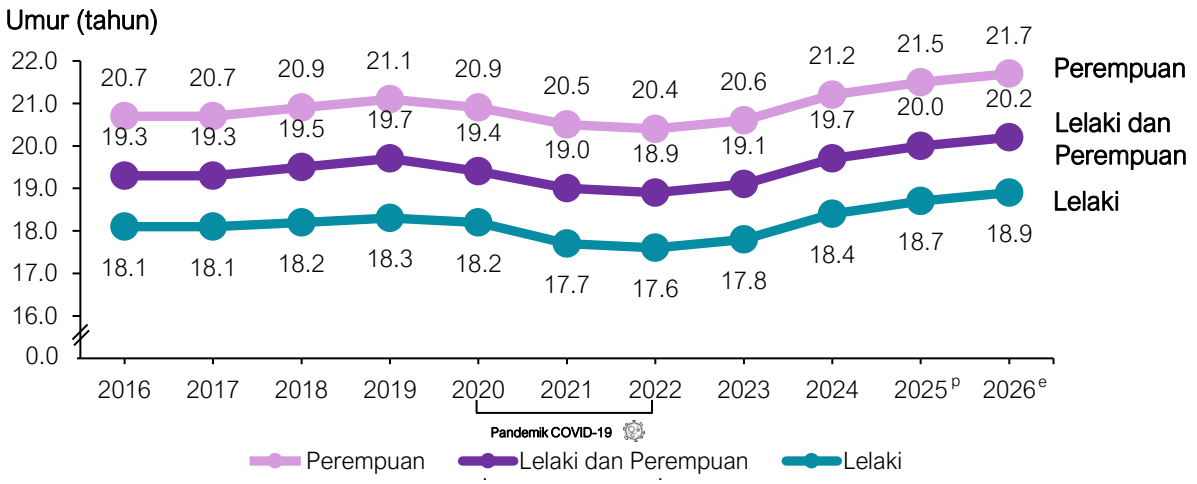


Nota:

[p] Permulaan
[e] Anggaran

Jangkaan hayat pada umur 60 tahun bagi lelaki meningkat 0.2 tahun pada 2019 dan bagi perempuan meningkat sebanyak 0.4 tahun berbanding 2016. Sebaliknya, pada 2022, jangkaan hayat pada umur 60 tahun menurun sebanyak 0.6 tahun bagi lelaki dan 0.5 tahun bagi perempuan berbanding 2020. Pada 2026, jangkaan hayat pada umur 60 tahun meningkat sebanyak 1.1 tahun bagi lelaki dan perempuan berbanding 2023. Peningkatan jangkaan hayat ini disebabkan jumlah kematian yang menurun bagi tempoh 2023 hingga 2026 berbanding 2020 hingga 2022 yang mana berlakunya lebihan kematian semasa pandemik COVID-19. [Carta 6]

Carta 6: Perubahan jangkaan hayat pada umur 60 tahun mengikut jantina, Malaysia, 2016 & 2019, 2020 & 2022 dan 2023 & 2026

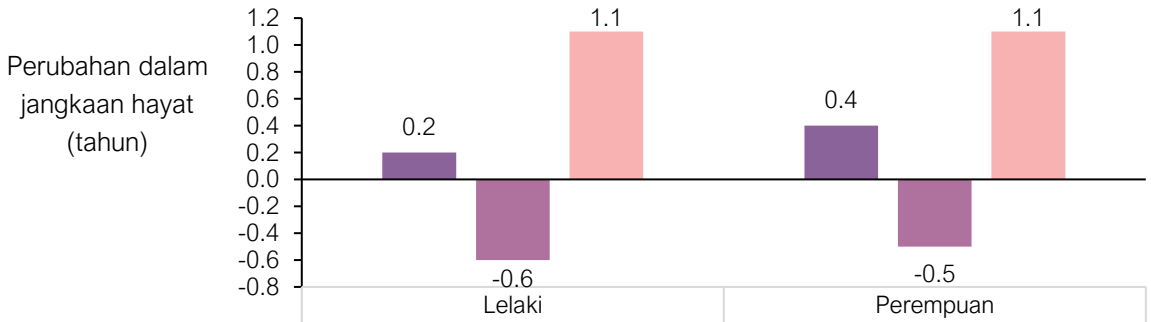


| | Lelaki | Perempuan |
|---|---|---|
| 2016 & 2019 | 0.2 | 0.4 |
| 2020 & 2022 | -0.6 | -0.5 |
| 2023 & 2026 | 1.1 | 1.1 |

# 6. JANGKAAN HAYAT KETIKA LAHIR MENGIKUT KUMPULAN ETNIK

## Etnik Cina Terus Mencatatkan Jangkaan Hayat Tertinggi

Jangkaan hayat ketika lahir tertinggi dicatatkan oleh etnik Cina dengan 75.1 tahun (lelaki) dan 80.8 tahun (perempuan) pada 2026. Sebaliknya, jangkaan hayat ketika lahir terendah bagi lelaki dan perempuan dicatatkan oleh etnik India masing-masing dengan 68.8 tahun dan 75.8 tahun bagi tahun yang sama.

Paparan 1: Jangkaan hayat ketika lahir mengikut kumpulan etnik dan jantina, Malaysia, 2016 dan 2026

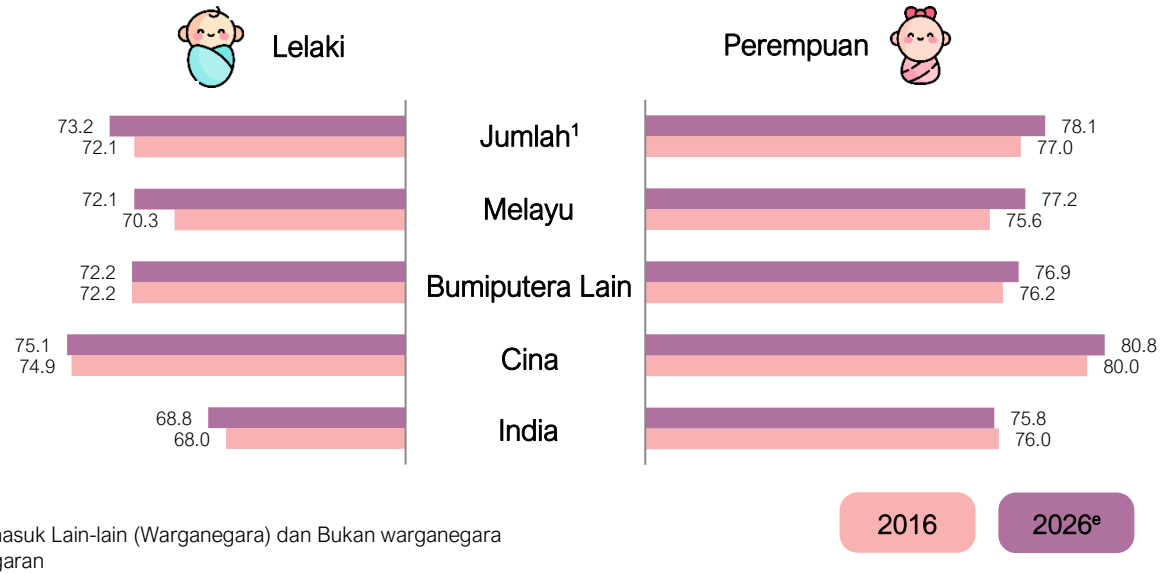


Nota:
[1] Termasuk Lain-lain (Warganegara) dan Bukan warganegara
[e] Anggaran

Semua kumpulan etnik mencatatkan peningkatan jangkaan hayat pada 2019 berbanding 2016.

Penurunan jangkaan hayat ketika lahir tertinggi pada 2022 dicatatkan oleh Bumiputera Lain dengan 1.6 tahun (lelaki) dan 1.2 tahun (perempuan) berbanding 2020. Manakala, penurunan jangkaan hayat ketika lahir terendah iaitu kurang daripada satu tahun dicatatkan oleh etnik Cina dengan 0.5 tahun (lelaki) dan 0.1 tahun (perempuan).

Kesemua kumpulan etnik mencatatkan peningkatan dalam jangkaan hayat ketika lahir pada 2026 berbanding 2023. Peningkatan jangkaan hayat ketika lahir tertinggi pada 2026 dicatatkan oleh India (1.9 tahun) bagi lelaki, manakala Melayu (1.5 tahun) dan Bumiputera Lain (1.5 tahun) bagi perempuan berbanding 2023. Sebaliknya, peningkatan jangkaan hayat ketika lahir terendah dicatatkan oleh Melayu dan Bumiputera Lain dengan masing-masing 1.3 tahun bagi lelaki dan perempuan Cina dengan peningkatan 1.1 tahun dalam tempoh masa yang sama.

## Carta 7: Perubahan jangkaan hayat ketika lahir mengikut kumpulan etnik dan jantina, Malaysia, 2016 & 2019, 2020 & 2022 dan 2023 & 2026

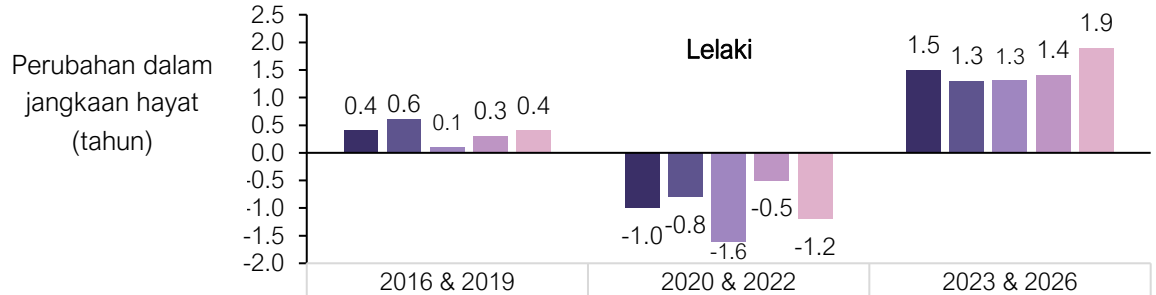


| | 2016 & 2019 | 2020 & 2022 | 2023 & 2026 |
|---|---|---|---|
| Jumlah [1] | 0.4 | -1.0 | 1.5 |
| Melayu | 0.6 | -0.8 | 1.3 |
| Bumiputera Lain | 0.1 | -1.6 | 1.3 |
| Cina | 0.3 | -0.5 | 1.4 |
| India | 0.4 | -1.2 | 1.9 |

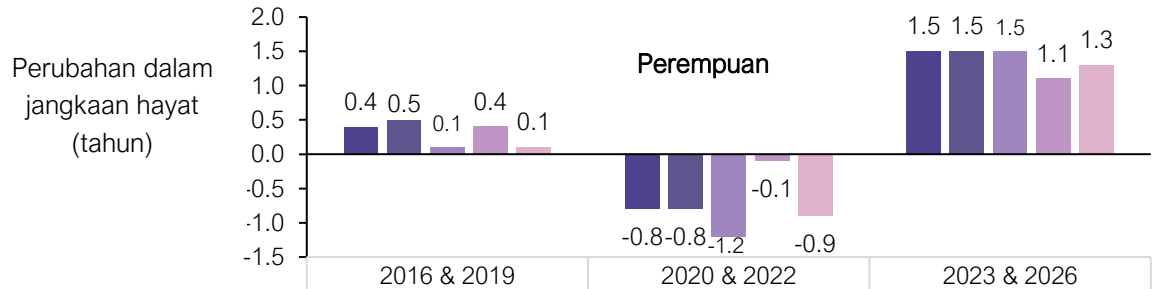


| | 2016 & 2019 | 2020 & 2022 | 2023 & 2026 |
|---|---|---|---|
| Jumlah [1] | 0.4 | -0.8 | 1.5 |
| Melayu | 0.5 | -0.8 | 1.5 |
| Bumiputera Lain | 0.1 | -1.2 | 1.5 |
| Cina | 0.4 | -0.1 | 1.1 |
| India | 0.1 | -0.9 | 1.3 |

**Nota:**
[1] Termasuk Lain-lain (Warganegara) dan Bukan warganegara

# 7. JANGKAAN HAYAT KETIKA LAHIR MENGIKUT NEGERI

## Selangor Mencatatkan Jangkaan Hayat Ketika Lahir Tertinggi

Jangkaan hayat ketika lahir tertinggi bagi lelaki dan perempuan mengikut negeri bagi tempoh 2024 hingga 2026 dicatatkan di Selangor manakala Terengganu mencatatkan jangkaan hayat ketika lahir terendah pada tempoh yang sama.

Terdapat **tiga** negeri yang mempunyai jangkaan hayat melebihi jangkaan hayat paras nasional (75.5 tahun) pada 2026 iaitu **Selangor (78.2 tahun), W.P. Kuala Lumpur (77.3 tahun) dan W.P. Labuan (77.0 tahun).**

Carta 8: Jangkaan hayat ketika lahir mengikut negeri, Malaysia, 2024-2026

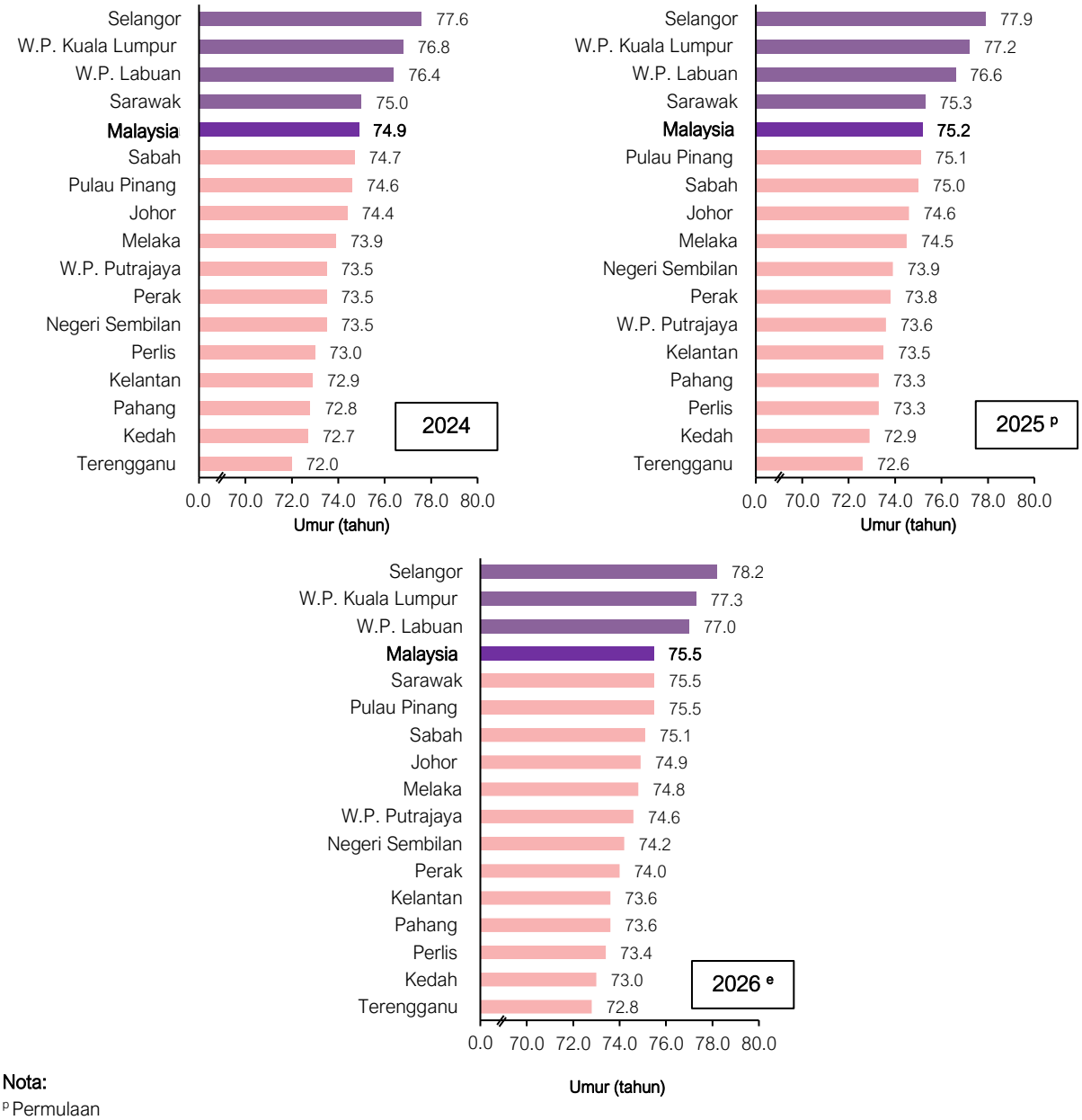


**Nota:**
[p] Permulaan
[e] Anggaran

# 8. JANGKAAN HAYAT KETIKA LAHIR MENGIKUT KUMPULAN ETNIK UTAMA DAN NEGERI, MALAYSIA, 2024-2026

## Selangor Mencatatkan Jangkaan Hayat yang Lebih Baik bagi Kebanyakan Kumpulan Etnik Berbanding Negeri Lain pada Tahun 2026

Di peringkat negeri, jangkaan hayat ketika lahir tertinggi bagi etnik Melayu adalah di Selangor dengan 78.4 tahun diikuti dengan W.P. Kuala Lumpur (77.6 tahun) dan Sarawak (74.7 tahun), manakala yang terendah adalah di Sabah dengan 68.4 tahun diikuti dengan W.P. Labuan (71.3 tahun) dan Kedah (72.4 tahun) pada tahun 2026.

Bagi etnik Cina, Selangor merekodkan jangkaan hayat ketika lahir tertinggi pada tahun 2026 dengan 79.2 tahun, diikuti oleh W.P. Labuan 78.3 tahun dan Sarawak 78.1 tahun. Jangkaan hayat ketika lahir terendah bagi etnik Cina dicatatkan di Sabah dengan 72.9 tahun diikuti dengan Pahang (75.5 tahun) dan Kedah (76.1 tahun) pada tahun 2026.

Jangkaan hayat ketika lahir bagi etnik India, Perlis menunjukkan jangkaan hayat ketika lahir tertinggi dengan 78.4 tahun diikuti dengan Kelantan (75.1 tahun) dan W.P. Kuala Lumpur (74.4 tahun), manakala Terengganu mencatatkan yang terendah dengan 68.9 tahun diikuti dengan Sabah (69.3 tahun) dan Pulau Pinang (70.0 tahun) pada tahun 2026.

Jangkaan hayat ketika lahir bagi etnik Melayu dan Cina tertinggi adalah di Selangor berbanding negeri lain pada tahun 2026.

Jadual 1: Tiga negeri dengan jangkaan hayat ketika lahir tertinggi dan terendah mengikut kumpulan etnik utama, Malaysia, 2026

| No. | Tertinggi | | Terendah | |
|---|---|---|---|---|
| **Melayu** | | | | |
| 1. | Selangor | 78.4 tahun | Sabah | 68.4 tahun |
| 2. | W.P. Kuala Lumpur | 77.6 tahun | W.P. Labuan | 71.3 tahun |
| 3. | Sarawak | 74.7 tahun | Kedah | 72.4 tahun |
| **Cina** | | | | |
| 1. | Selangor | 79.2 tahun | Sabah | 72.9 tahun |
| 2. | W.P. Labuan | 78.3 tahun | Pahang | 75.5 tahun |
| 3. | Sarawak | 78.1 tahun | Kedah | 76.1 tahun |
| **India** | | | | |
| 1. | Perlis | 78.4 tahun | Terengganu | 68.9 tahun |
| 2. | Kelantan | 75.1 tahun | Sabah | 69.3 tahun |
| 3. | W.P. Kuala Lumpur | 74.4 tahun | Pulau Pinang | 70.0 tahun |

# 9. JANGKAAN HAYAT KETIKA LAHIR MENGIKUT DAERAH PENTADBIRAN

## Samarahan, Sarawak Mencatatkan Jangkaan Hayat Ketika Lahir Tertinggi

Pada 2026, Samarahan, Sarawak mencatatkan jangkaan hayat ketika lahir tertinggi bagi **lelaki dan perempuan** (80.9 tahun) dan **perempuan** (82.8 tahun). Sementara itu, Kalabakan, Sabah mencatatkan jangkaan hayat ketika lahir tertinggi bagi **lelaki**, iaitu 79.8 tahun. Petaling, Selangor pula berada dalam kelompok tiga daerah pentadbiran tertinggi bagi ketiga-tiga kategori, dengan jangkaan hayat ketika lahir 80.2 tahun bagi lelaki dan perempuan, 78.7 tahun bagi lelaki dan 82.0 tahun bagi perempuan.

Jadual 2: Lima daerah pentadbiran dengan jangkaan hayat ketika lahir tertinggi mengikut jantina, Malaysia, 2024-2026

| Tahun | Lelaki dan Perempuan | | Lelaki | | Perempuan | |
|---|---|---|---|---|---|---|
| | Daerah Pentadbiran | Jangkaan Hayat Ketika Lahir | Daerah Pentadbiran | Jangkaan Hayat Ketika Lahir | Daerah Pentadbiran | Jangkaan Hayat Ketika Lahir |
| 2026[e] | Samarahan, Sarawak | 80.9 | Kalabakan, Sabah | 79.8 | Samarahan, Sarawak | 82.8 |
| | Kalabakan, Sabah | 80.4 | Samarahan, Sarawak | 79.1 | Petaling, Selangor | 82.0 |
| | Petaling, Selangor | 80.2 | Petaling, Selangor | 78.7 | Kalabakan, Sabah | 81.2 |
| | Telupid, Sabah | 79.5 | Telupid, Sabah | 78.5 | Sepang, Selangor | 81.0 |
| | Lahad Datu, Sabah | 78.8 | Kinabatangan, Sabah | 77.5 | Kota Kinabalu, Sabah | 81.0 |
| 2025[p] | Samarahan, Sarawak | 80.6 | Samarahan, Sarawak | 79.3 | Petaling, Selangor | 82.3 |
| | Petaling, Selangor | 80.2 | Petaling, Selangor | 78.3 | Samarahan, Sarawak | 82.0 |
| | Telupid, Sabah | 79.0 | Kalabakan, Sabah | 78.0 | Sepang, Selangor | 81.0 |
| | Kalabakan, Sabah | 78.9 | Kinabatangan, Sabah | 77.9 | Gombak, Selangor | 80.5 |
| | Sepang, Selangor | 78.9 | Telupid, Sabah | 77.8 | Klang, Selangor | 80.5 |
| 2024 | Samarahan, Sarawak | 80.3 | Samarahan, Sarawak | 79.2 | Petaling, Selangor | 82.1 |
| | Petaling, Selangor | 79.9 | Petaling, Selangor | 78.0 | Pantu, Sarawak | 81.5 |
| | Sepang, Selangor | 78.6 | Kinabatangan, Sabah | 77.9 | Samarahan, Sarawak | 81.4 |
| | Kinabatangan, Sabah | 78.5 | Sepang, Selangor | 76.6 | Sepang, Selangor | 80.7 |
| | Pantu, Sarawak | 78.2 | Kalabakan, Sabah | 75.8 | Telupid, Sabah | 80.4 |

Nota:
[p] Permulaan
[e] Anggaran

## Kecil Lojing, Kelantan Mencatatkan Jangkaan Hayat Ketika Lahir Terendah

Kecil Lojing, Kelantan mencatatkan jangkaan hayat ketika lahir terendah bagi **lelaki dan perempuan** untuk **tiga tahun berturut-turut**, iaitu 65.3 tahun pada 2024, 66.2 tahun pada 2025 dan 65.8 tahun pada 2026. Pada 2026, Song, Sarawak mencatatkan jangkaan hayat ketika lahir terendah bagi lelaki, iaitu 62.2 tahun, manakala Kecil Lojing, Kelantan mencatatkan jangkaan hayat ketika lahir terendah bagi perempuan, iaitu 68.9 tahun.

### Jadual 3: Lima daerah pentadbiran dengan jangkaan hayat ketika lahir terendah mengikut jantina, Malaysia, 2024-2026

| Tahun | Lelaki dan Perempuan | | Lelaki | | Perempuan | |
|---|---|---|---|---|---|---|
| | Daerah Pentadbiran | Jangkaan Hayat Ketika Lahir | Daerah Pentadbiran | Jangkaan Hayat Ketika Lahir | Daerah Pentadbiran | Jangkaan Hayat Ketika Lahir |
| 2026[e] | Kecil Lojing, Kelantan | 65.8 | Song, Sarawak | 62.2 | Kecil Lojing, Kelantan | 68.9 |
| | Song, Sarawak | 66.2 | Kecil Lojing, Kelantan | 63.2 | Song, Sarawak | 70.5 |
| | Kuala Penyu, Sabah | 67.0 | Kuala Penyu, Sabah | 63.2 | Membakut, Sabah | 71.1 |
| | Membakut, Sabah | 68.0 | Sabak Bernam, Selangor | 64.4 | Rompin, Pahang | 71.2 |
| | Sabak Bernam, Selangor | 68.1 | Selama, Perak | 64.6 | Beaufort, Sabah | 71.3 |
| 2025[p] | Kecil Lojing, Kelantan | 66.2 | Song, Sarawak | 63.1 | Kecil Lojing, Kelantan | 66.8 |
| | Song, Sarawak | 66.5 | Kuala Penyu, Sabah | 64.1 | Song, Sarawak | 70.0 |
| | Kuala Penyu, Sabah | 67.4 | Selama, Perak | 64.6 | Beaufort, Sabah | 70.6 |
| | Selama, Perak | 68.0 | Sabak Bernam, Selangor | 65.0 | Rompin, Pahang | 71.3 |
| | Sabak Bernam, Selangor | 68.2 | Kanowit, Sarawak | 65.3 | Kecil Penyu, Sabah | 71.4 |
| 2024 | Kecil Lojing, Kelantan | 65.3 | Kuala Penyu, Sabah | 63.2 | Kecil Lojing, Kelantan | 65.6 |
| | Kuala Penyu, Sabah | 66.0 | Song, Sarawak | 63.6 | Beaufort, Sabah | 69.4 |
| | Song, Sarawak | 67.0 | Kanowit, Sarawak | 63.7 | Kuala Penyu, Sabah | 69.5 |
| | Beaufort, Sabah | 67.4 | Kecil Lojing, Kelantan | 65.0 | Song, Sarawak | 70.5 |
| | Sabak Bernam, Selangor | 68.1 | Sabak Bernam, Selangor | 65.3 | Pitas, Sabah | 70.7 |

Nota:
[p] Permulaan
[e] Anggaran

# 10. PENAKAT

**Penakat** merujuk kepada **bilangan orang yang masih hidup** pada permulaan umur tertentu.

Bagi setiap 100,000 **bayi lelaki** yang dilahirkan, seramai **99,254 bayi** (99.3%) berpeluang untuk hidup sehingga umur **satu tahun** pada **2024**, **99,261 bayi** (99.3%) pada **2025** dan **99,309 bayi** (99.3%) pada **2026**.

Bagi setiap 100,000 **bayi perempuan** yang dilahirkan, seramai **99,379 bayi** (99.4%) berpeluang untuk hidup sehingga umur **satu tahun** pada **2024**, **99,364 bayi** (99.4%) pada **2025** dan **99,389** (99.4%) pada **2026**.

Jadual 4: Penakat mengikut kumpulan etnik dan jantina bagi umur satu tahun, Malaysia, 2024-2026

| Kumpulan etnik/ Jantina | Umur 1 tahun | | | | | |
|---|---|---|---|---|---|---|
| | 2024 | | 2025[p] | | 2026[e] | |
| | Bilangan | % | Bilangan | % | Bilangan | % |
| Jumlah[1] | | | | | | |
| Lelaki | 99,254 | 99.3 | 99,261 | 99.3 | 99,309 | 99.3 |
| Perempuan | 99,379 | 99.4 | 99,364 | 99.4 | 99,389 | 99.4 |
| Melayu | | | | | | |
| Lelaki | 99,230 | 99.2 | 99,243 | 99.2 | 99,287 | 99.3 |
| Perempuan | 99,370 | 99.4 | 99,351 | 99.4 | 99,381 | 99.4 |
| Bumiputera Lain | | | | | | |
| Lelaki | 99,003 | 99.0 | 99,010 | 99.0 | 99,139 | 99.1 |
| Perempuan | 99,126 | 99.1 | 99,115 | 99.1 | 99,138 | 99.1 |
| Cina | | | | | | |
| Lelaki | 99,517 | 99.5 | 99,504 | 99.5 | 99,516 | 99.5 |
| Perempuan | 99,607 | 99.6 | 99,622 | 99.6 | 99,621 | 99.6 |
| India | | | | | | |
| Lelaki | 99,344 | 99.3 | 99,332 | 99.3 | 99,357 | 99.4 |
| Perempuan | 99,455 | 99.5 | 99,374 | 99.4 | 99,365 | 99.4 |

**Nota:**
[1] Termasuk Lain-lain (Warganegara) dan Bukan warganegara
[p] Permulaan
[e] Anggaran
Perkadaran bayi dikira dengan membahagikan bilangan orang yang masih hidup pada permulaan umur tertentu $l_x$ dengan radiks 100,000 kelahiran pada umur tepat 0

# 11. JANGKAAN HAYAT KETIKA LAHIR DAN PENUAAN PENDUDUK BAGI NEGARA ASEAN

Singapore merekodkan jangkaan hayat ketika lahir tertinggi bagi lelaki (81.7 tahun) dan perempuan (86.6 tahun) pada 2026 berbanding negara ASEAN yang lain.

## Carta 9: Jangkaan hayat ketika lahir mengikut jantina, ASEAN, 2026

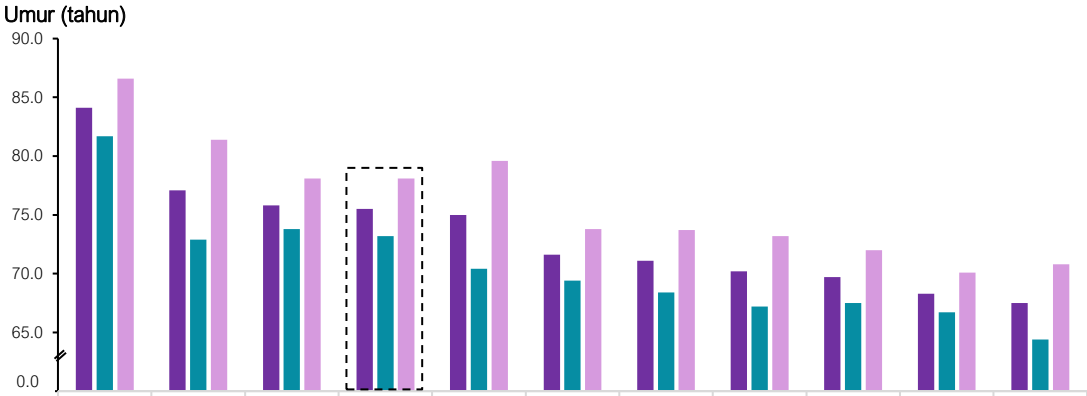


| | Singapore | Thailand | Brunei Darussalam | Malaysia | Viet Nam | Indonesia | Cambodia | Philippines | Lao PDR | Timor-Leste | Myanmar |
|---|---|---|---|---|---|---|---|---|---|---|---|
| Lelaki dan Perempuan | 84.1 | 77.1 | 75.8 | 75.5 | 75.0 | 71.6 | 71.1 | 70.2 | 69.7 | 68.3 | 67.5 |
| Lelaki | 81.7 | 72.9 | 73.8 | 73.2 | 70.4 | 69.4 | 68.4 | 67.2 | 67.5 | 66.7 | 64.4 |
| Perempuan | 86.6 | 81.4 | 78.1 | 78.1 | 79.6 | 73.8 | 73.7 | 73.2 | 72.0 | 70.1 | 70.8 |

**Nota:**
Statistik jangkaan hayat ketika lahir bagi negara ASEAN (2026) diperoleh melalui *World Population Prospects 2024 (WPP 2024)*, kecuali Malaysia (keluaran terkini)

Negara ASEAN yang telah mencapai *ageing society* ialah Thailand (16.7%), Singapura (14.8%), Viet Nam (9.9%), Malaysia (8.4%), Indonesia (7.8%), Myanmar (7.7%) dan Brunei Darussalam (7.6%) yang mana peratusan penduduk berumur 65 tahun dan lebih di negara ini telah mencapai lebih tujuh peratus daripada jumlah keseluruhan penduduk.

## Carta 10: Peratusan penduduk berumur 65 tahun dan lebih, ASEAN, 2026

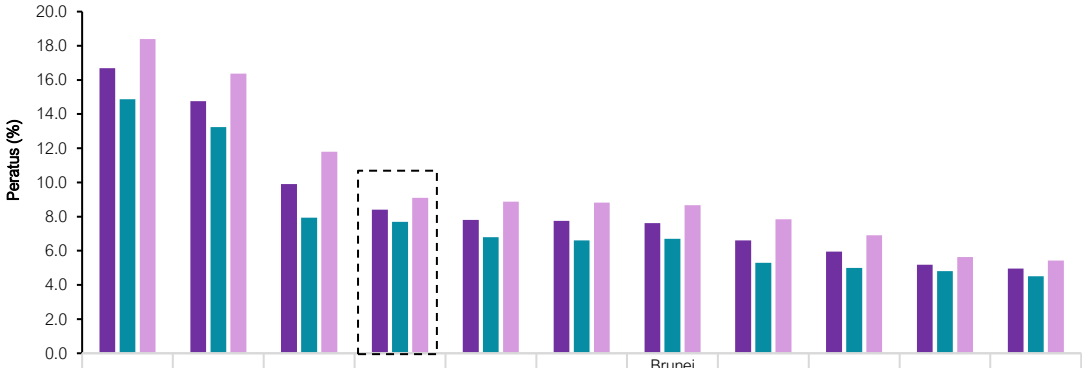


| | Thailand | Singapore | Viet Nam | Malaysia | Myanmar | Indonesia | Brunei Darussalam | Cambodia | Philippines | Timor-Leste | Lao PDR |
|---|---|---|---|---|---|---|---|---|---|---|---|
| Lelaki dan Perempuan | 16.7 | 14.8 | 9.9 | 8.4 | 7.8 | 7.7 | 7.6 | 6.6 | 6.0 | 5.2 | 5.0 |
| Lelaki | 14.9 | 13.2 | 7.9 | 7.7 | 6.8 | 6.6 | 6.7 | 5.3 | 5.0 | 4.8 | 4.5 |
| Perempuan | 18.4 | 16.4 | 11.8 | 9.1 | 8.9 | 8.8 | 8.7 | 7.8 | 6.9 | 5.6 | 5.4 |

**Nota:**
Statistik penduduk berumur 65 tahun dan lebih bagi negara ASEAN (2026) diperoleh melalui *World Population Prospects 2024* (WPP 2024), kecuali Malaysia (keluaran terkini)

# SUMMARY OF FINDINGS

**Muka surat ini sengaja dibiarkan kosong**

*This page is deliberately left blank*

# 1. INTRODUCTION

*The Abridged Life Tables, Malaysia, 2024-2026 present life tables by age group, ethnic group and sex at the Malaysia and state levels. This publication also presents life tables by age group and sex for 162 administrative districts. The life tables are generated using the Coale-Demeny (West) model based on mid-year deaths statistics and mid-year population estimates.*

*Abridged life tables show* **the probability that a person at a certain age (5-year age interval) will die before reaching his or her next birthday**. *The calculation of life table is prepared using inputs of age-specific mortality rates or probability of deaths ($q_x$) and the results will be used to measure mortality, survival ratio and life expectancy.*

*Life expectancy is the* **average remaining age (years) for a person is expected to live** *at the beginning of a certain age, assuming the mortality rate of a certain age is the same throughout his or her lifetime.*

## 2. MAIN FINDINGS ABRIDGED LIFE TABLES, 2024-2026

a. A baby born in year ...
   i. 2024 on average is expected to live until the age of 74.9 years.
   ii. 2025[p] on average is expected to live until the age of 75.2 years.
   iii. 2026[e] on average is expected to live until the age of 75.5 years.

b. A baby boy born in year ...
   i. 2024 on average is expected to live until the age of 72.6 years.
   ii. 2025[p] on average is expected to live until the age of 73.0 years.
   iii. 2026[e] on average is expected to live until the age of 73.2 years.

c. A baby girl born in year ...
   i. 2024 on average is expected to live until the age of 77.5 years.
   ii. 2025[p] on average is expected to live until the age of 77.8 years.
   iii. 2026[e] on average is expected to live until the age of 78.1 years.

d. Males who reach the age of **15 years** in year ...
   i. 2024 is expected to live another 58.4 years.
   ii. 2025[p] is expected to live another 58.8 years.
   iii. 2026[e] is expected to live another 59.0 years.

e. Females who reach the age of **15 years** in year ...
   i. 2024 is expected to live another 63.2 years.
   ii. 2025[p] is expected to live another 63.5 years.
   iii. 2026[e] is expected to live another 63.7 years.

f. Males who reach the age of **60 years** in year ...
   i. 2024 is expected to live another 18.4 years.
   ii. 2025[p] is expected to live another 18.7 years.
   iii. 2026[e] is expected to live another 18.9 years.

g. Females who reach the age of **60 years** in year ...
   i. 2024 is expected to live another 21.2 years.
   ii. 2025[p] is expected to live another 21.5 years.
   iii. 2026[e] is expected to live another 21.7 years.

h. **Chinese** remains having the **highest life expectancy at birth** for 2024 to 2026.

***Notes:***
[p] *Preliminary*
[e] *Estimates*

i. **Selangor** *recorded the* **highest** *life expectancy at birth for* **2024 to 2026** *while* **Terengganu** *recorded the* **lowest** *life expectancy at birth during* **the same period**.

j. *At the administrative district level,* **Samarahan, Sarawak**, *recorded the* **highest** *life expectancy at birth for three consecutive years, increasing from* **80.3 years in 2024** *to* **80.6 years in 2025** *and* **80.9 years in 2026**. *In contrast,* **Kecil Lojing, Kelantan** *recorded the* **lowest** *life expectancy at birth in* **2024 (65.3 years), 2025 (66.2 years)** *and* **2026 (65.8 years)**.

## 3. LIFE EXPECTANCY AT BIRTH

### *Life Expectancy at Birth Increased for Year 2026*

*A baby born in* **2024**, **2025** *and* **2026** *on average is expected to live until* **74.9 years**, **75.2 years** *and* **75.5 years**, *respectively.*

*Life expectancy at birth in 2019 increased by 0.4 years as compared to 2016. Male life expectancy increased by 0.4 years from 72.1 years to 72.5 years, while female life expectancy also increased by 0.4 years. However, life expectancy at birth in 2022 decreased by 0.9 years with life expectancy for males decreasing by 1.0 year and females decreased by 0.8 years as compared to 2020.*

*In 2026, life expectancy at birth increased by 1.5 years as compared to 2023. The increase in life expectancy is due to the lower number of deaths for the year 2023 to 2026 as compared to the 2020 to 2022 period which was attributed to excess deaths during the COVID-19 pandemic.*

*Chart 1: Changes in life expectancy at birth by sex, Malaysia, 2016 & 2019, 2020 & 2022 and 2023 & 2026*

| | Both Sexes | Male | Female |
|---|---|---|---|
| 2016 & 2019 | 0.4 | 0.4 | 0.4 |
| 2020 & 2022 | -0.9 | -1.0 | -0.8 |
| 2023 & 2026 | 1.5 | 1.5 | 1.5 |

**Notes**:
**2016-2019**: *Based on Population and Housing Census of Malaysia 2010*
**2020-2026**: *Based on Population and Housing Census of Malaysia 2020*

*A baby boy born in 2024 and 2025 is expected to live up to 72.6 years and 73.0 years respectively, while a baby girl is expected to live up to 77.5 years and 77.8 years respectively for the same period.*

*On average, a baby boy born in 2026 is expected to live until 73.2 years, while a baby girl is expected to live until 78.1 years.*

*Chart 2: Life expectancy at birth by sex, Malaysia, 2016-2026*

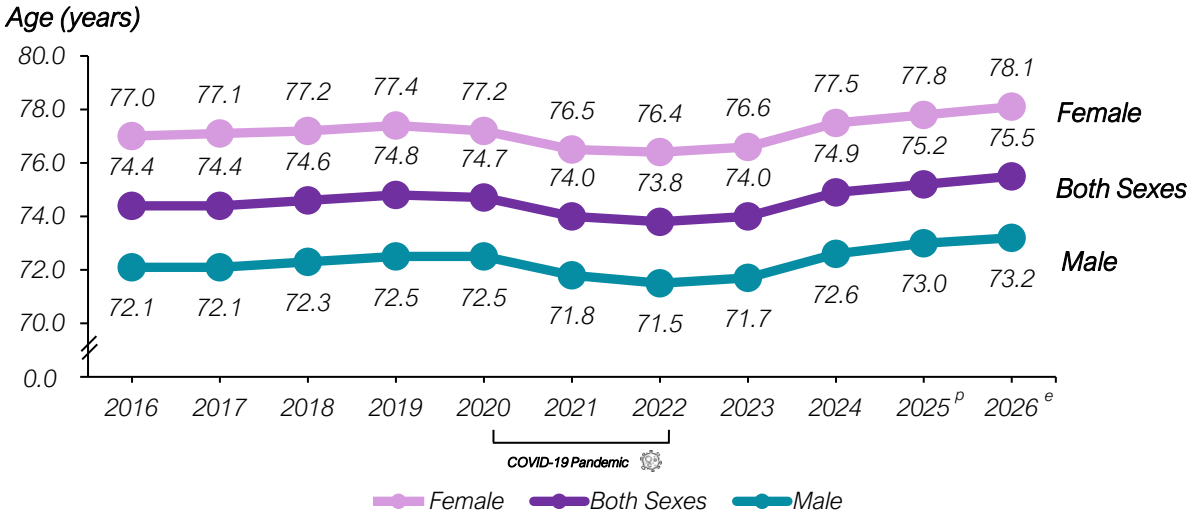


*Notes:*
*[p] Preliminary*
*[e] Estimates*

## 4. LIFE EXPECTANCY AT THE AGE OF 15 YEARS

### *Females at the Age of 15 Years is Expected to Live almost 5 Years Longer as Compared to Males for the Year 2024, 2025 and 2026*

***Males** who reach the age of **15 years** in **2024**, **2025** and **2026** are expected to live for **another 58.4 years**, **58.8 years** and **59.0 years,** respectively. This indicates that a male who reached the age of 15 in 2024 is expected to live until the age of 73.4 years, compared to 73.8 years for a male who reached the same age in 2025 and 74.0 years in 2026.*

***Females** who reach the age of **15 years** in **2024**, **2025** and **2026** are expected to live for **another 63.2 years**, **63.5 years** and **63.7 years,** respectively. Thus, a female who is 15 years old in 2024 is expected to live until 78.2 years; a female who is 15 years old in 2025 is expected to live until 78.5 years and a female who is 15 years old in 2026 is expected to live until the age of 78.7 years. In terms of life expectancy, females outlived males by 4.8 years (2024) and 4.7 years (2025 and 2026). [**Chart 3**]*

## Chart 3: Life expectancy at the age of 15 years by sex, Malaysia, 2016-2026

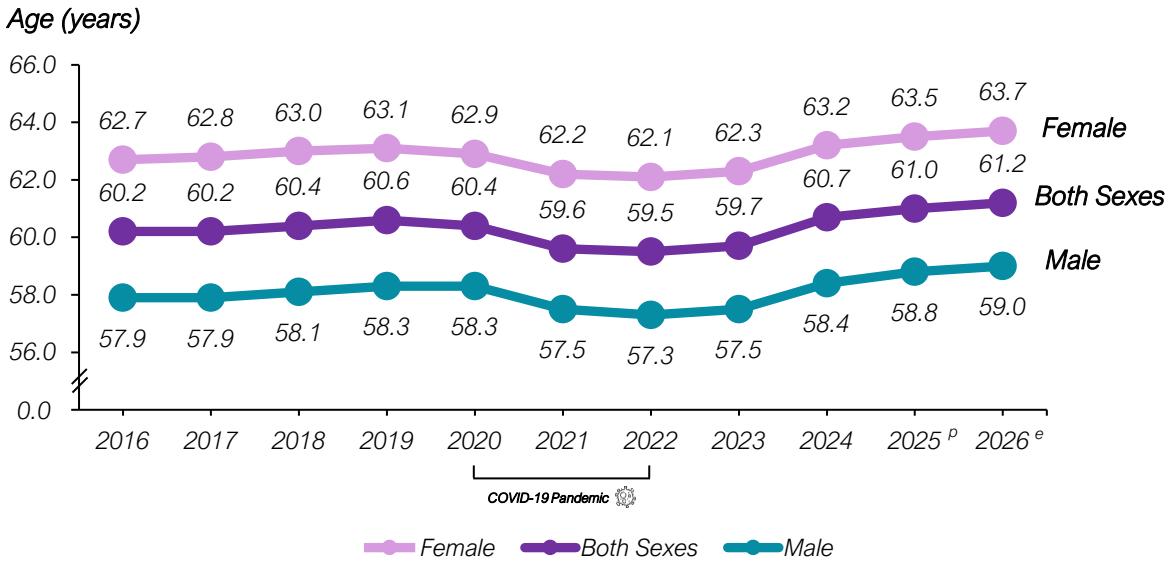


*Notes:*
[p] *Preliminary*
[e] *Estimates*

*Life expectancy at the age of 15 years increased by 0.4 years in 2019 as compared to 2016 for both males and females, from 57.9 to 58.3 years for males and from 62.7 years to 63.1 years for females. In 2022, life expectancy at the age of 15 years decreased by 1.0 year for males and 0.8 years for females as compared to 2020. Conversely, in 2026, life expectancy at the age of 15 years increased by 1.5 years for males and 1.4 years for females as compared to 2023. The increase in life expectancy is due to the lower number of deaths for year 2023 to 2026 as compared to the 2020 to 2022 which was attributed to excess deaths during the COVID-19 pandemic.*

## Chart 4: Changes in life expectancy at the age of 15 years by sex, Malaysia, 2016 & 2019, 2020 & 2022 and 2023 & 2026

| | Male | Female |
|---|---|---|
| 2016 & 2019 | 0.4 | 0.4 |
| 2020 & 2022 | -1.0 | -0.8 |
| 2023 & 2026 | 1.5 | 1.4 |

# 5. LIFE EXPECTANCY AT THE AGE OF 60 YEARS

## *Female at the Age of 60 Years Expected to Live Up to More Than 80 Years for the Year 2016 to 2026*

*Males and females who reach the age of 60 years in 2024 are expected to live for another 18.4 and 21.2 years, respectively. Thus, males aged 60 years in 2024 are expected to live until the age of 78.4 years and females, 81.2 years.*

*Males who are 60 years in 2025 are expected to live for another 18.7 years and females, 21.5 years. This implies, males aged 60 years in 2025 are expected to live until the age of 78.7 years and females, 81.5 years.*

*Males and females aged 60 years old in 2026 are expected to live for another 18.9 years and 21.7 years, respectively. These indicate males aged 60 years in 2026 are expected to live up to 78.9 years while females, 81.7 years.*

*Chart 5: Life expectancy at the age of 60 years by sex, Malaysia, 2016-2026*

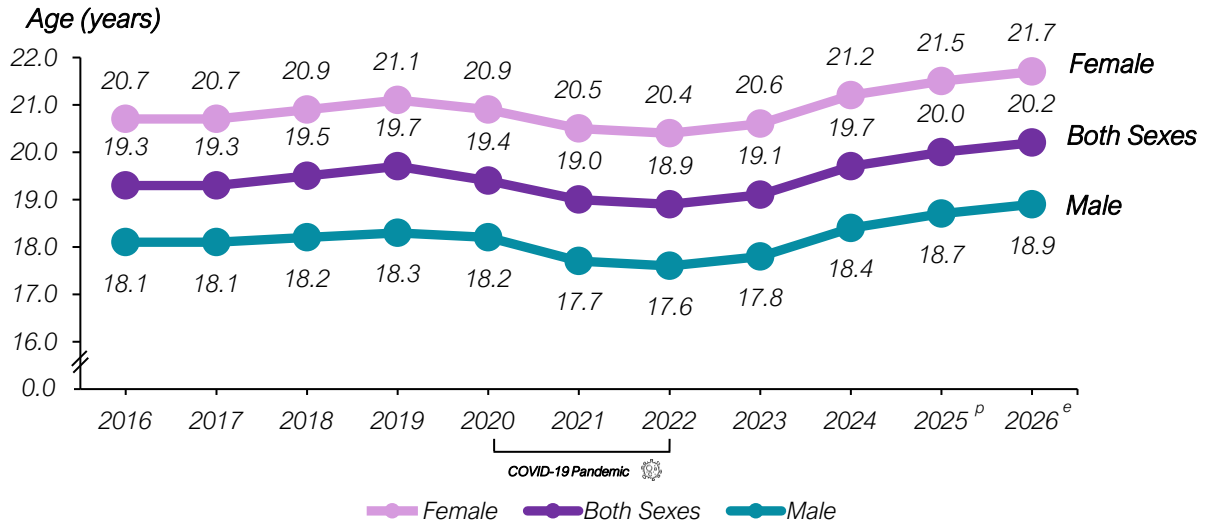


**Notes:**
[p] *Preliminary*
[e] *Estimates*

*Life expectancy at the age of 60 years increased by 0.2 years for males in 2019 and 0.4 years for females as compared to 2016. However, in 2022, life expectancy at the age of 60 years decreased by 0.6 years for males and 0.5 years for females compared to 2020. In 2026, life expectancy at the age of 60 years increased by 1.1 years for both males and females compared to 2023. The increase in life expectancy is due to the lower number of deaths for year 2023 to 2026 as compared to the year 2020 to 2022 which was attributed to excess deaths during the COVID-19 pandemic. [Chart 6]*

*Chart 6: Changes in life expectancy at the age of 60 years by sex, Malaysia, 2016 & 2019, 2020 & 2022 and 2023 & 2026*

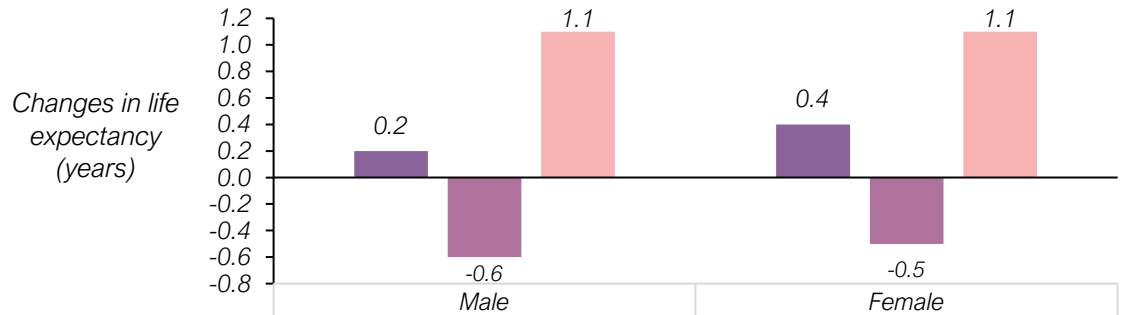


| | Male | Female |
|---|---|---|
| 2016 & 2019 | 0.2 | 0.4 |
| 2020 & 2022 | -0.6 | -0.5 |
| 2023 & 2026 | 1.1 | 1.1 |

## 6. LIFE EXPECTANCY AT BIRTH BY ETHNIC GROUP

### *Chinese Continues to Record the Highest Life Expectancy*

*The highest life expectancy at birth was recorded by Chinese with 75.1 years (male) and 80.8 years (female) in 2026. In contrast, the lowest life expectancy at birth for males and females is recorded by Indians with 68.8 years and 75.8 years, respectively for the same year.*

*Exhibit 1: Life expectancy at birth by ethnic group and sex, Malaysia, 2016 and 2026*

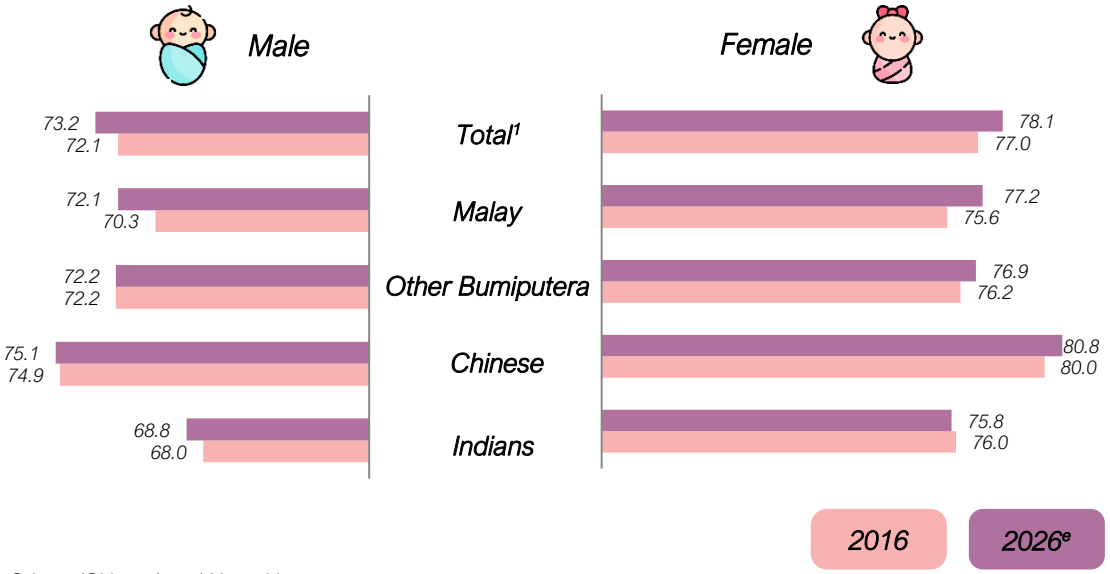


**Notes:**
[1] *Includes Others (Citizens) and Non-citizens*
[e] *Estimates*

*All ethnic groups recorded an increase in life expectancy in 2019 as compared to 2016.*

*The highest decrease in life expectancy at birth in 2022 was recorded by Other Bumiputera with 1.6 years (male) and 1.2 years (female) as compared to 2020. Meanwhile, the lowest decrease in life expectancy at birth below one year was recorded by Chinese with 0.5 years (male) and 0.1 years (female) during the same year.*

*Life expectancy at birth increased across all ethnic groups in 2026 as compared to 2023. The highest increase in life expectancy at birth in 2026 was recorded by Indians (1.9 years) for males while Malay (1.5 years) and Other Bumiputera (1.5 years) for females as compared to 2023. Meanwhile, the smallest increase in life expectancy at birth was recorded among Malay and Other Bumiputera males, with 1.3 years, respectively and among Chinese females, with 1.1 years over the same period.*

*Chart 7: Changes in life expectancy at birth by ethnic group and sex, Malaysia, 2016 & 2019, 2020 & 2022 and 2023 & 2026*

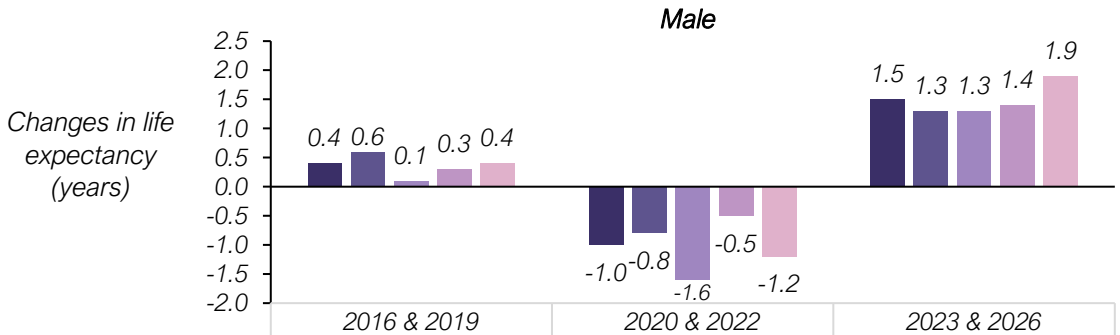


| | 2016 & 2019 | 2020 & 2022 | 2023 & 2026 |
|---|---|---|---|
| Total [1] | 0.4 | -1.0 | 1.5 |
| Malay | 0.6 | -0.8 | 1.3 |
| Other Bumiputera | 0.1 | -1.6 | 1.3 |
| Chinese | 0.3 | -0.5 | 1.4 |
| Indians | 0.4 | -1.2 | 1.9 |

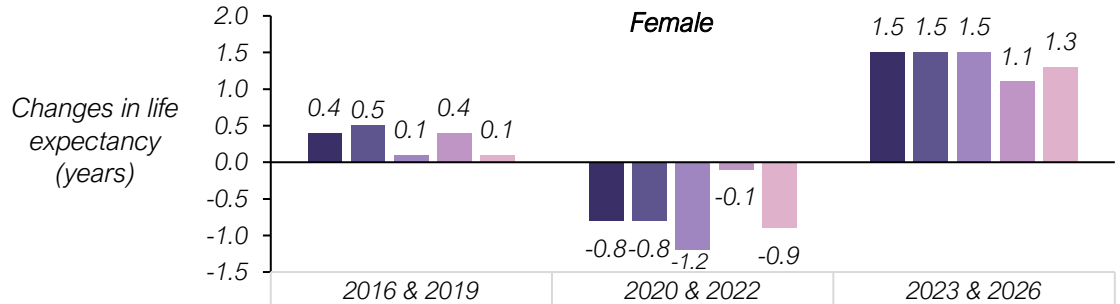


| | 2016 & 2019 | 2020 & 2022 | 2023 & 2026 |
|---|---|---|---|
| Total [1] | 0.4 | -0.8 | 1.5 |
| Malay | 0.5 | -0.8 | 1.5 |
| Other Bumiputera | 0.1 | -1.2 | 1.5 |
| Chinese | 0.4 | -0.1 | 1.1 |
| Indians | 0.1 | -0.9 | 1.3 |

***Note:***
[1] *Includes Others (Citizens) and Non-citizens*

# 7. LIFE EXPECTANCY AT BIRTH BY STATE

## Selangor Recorded the Highest Life Expectancy at Birth

*The highest life expectancy at birth for males and females by state for the period of 2024 to 2026 was recorded by Selangor, while Terengganu recorded the lowest life expectancy for the same period.*

*There are* ***three*** *states that exceeded the national level (75.5 years) life expectancy in 2026, namely* ***Selangor (78.2 years), W.P. Kuala Lumpur (77.3 years) and W.P. Labuan (77.0 years).***

*Chart 8: Life expectancy at birth by state, Malaysia, 2024-2026*

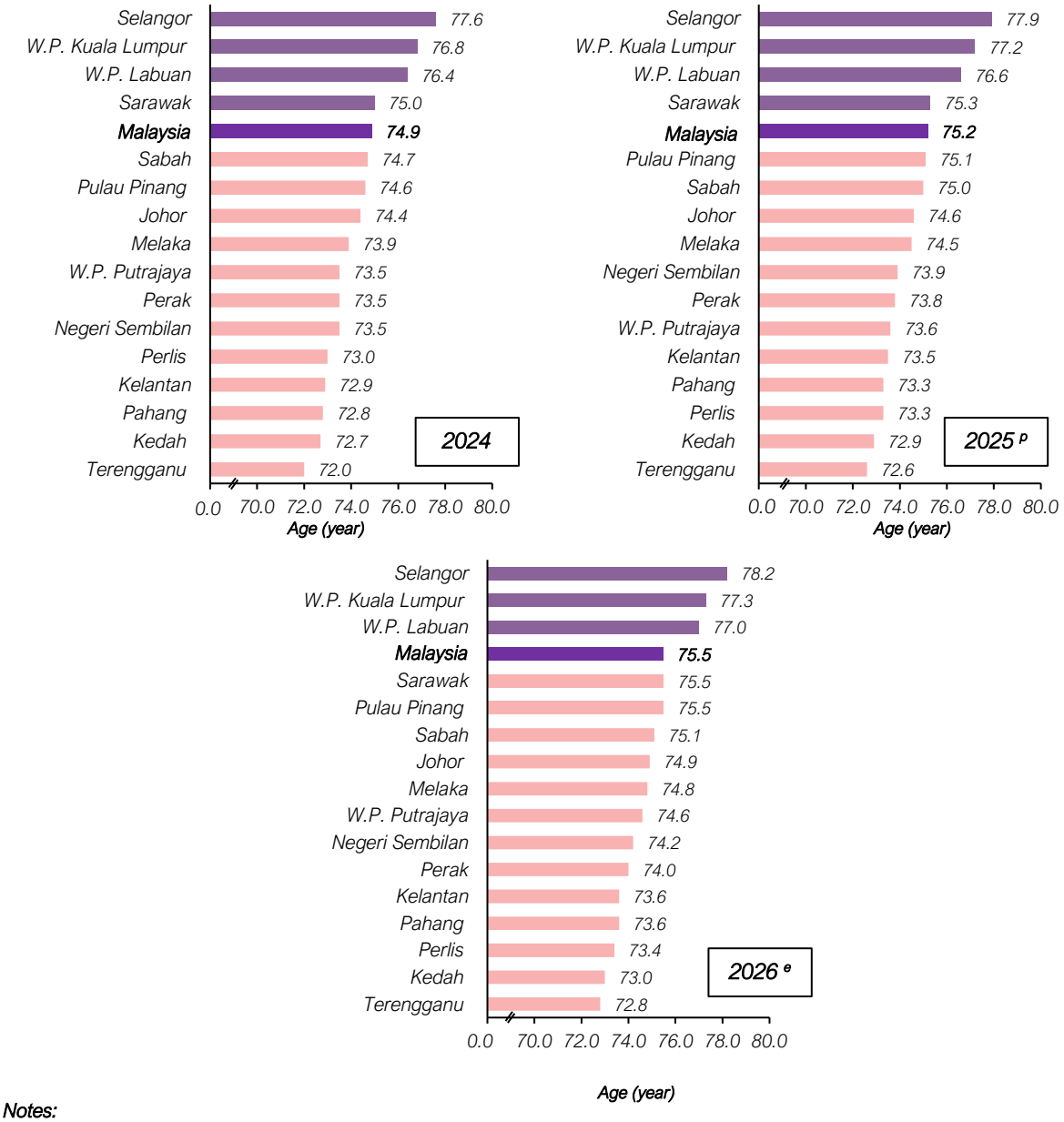


***Notes:***
*[p] Preliminary*
*[e] Estimates*

# 8. LIFE EXPECTANCY AT BIRTH BY MAJOR ETHNIC GROUP AND STATE, MALAYSIA, 2024-2026

*Selangor Recorded Better Life Expectancy at Birth for Most Ethnic Group as Compared to Other States in 2026*

*At the state level, the highest life expectancy at birth for Malay was in Selangor, with 78.4 years, followed by W.P. Kuala Lumpur (77.6 years) and Sarawak (74.7 years), while the lowest was in Sabah at 68.4 years, followed by W.P. Labuan (71.3 years) and Kedah (72.4 years) in 2026.*

*Among Chinese, Selangor has the highest life expectancy at birth in 2026 with 79.2 years, followed by W.P. Labuan at 78.3 years and Sarawak at 78.1 years. The lowest life expectancy for Chinese is recorded in Sabah with 72.9 years, followed by Pahang (75.5 years) and Kedah (76.1 years) in 2026.*

*For Indians, Perlis showed the highest life expectancy at birth with 78.4 years, followed by Kelantan (75.1 years) and W.P. Kuala Lumpur (74.4 years), while the lowest was in Terengganu with 68.9 years, followed by Sabah (69.3 years) and Pulau Pinang (70.0 years) in 2026.*

*Life expectancy at birth for Malay and Chinese was the highest in Selangor as compared to other states in 2026.*

*Table 1: Top three state with highest and lowest life expectancy at birth by major ethnic group, Malaysia, 2026*

| No. | Highest | | Lowest | |
|---|---|---|---|---|
| **Malay** | | | | |
| 1. | Selangor | 78.4 years | Sabah | 68.4 years |
| 2. | W.P. Kuala Lumpur | 77.6 years | W.P. Labuan | 71.3 years |
| 3. | Sarawak | 74.7 years | Kedah | 72.4 years |
| **Chinese** | | | | |
| 1. | Selangor | 79.2 years | Sabah | 72.9 years |
| 2. | W.P. Labuan | 78.3 years | Pahang | 75.5 years |
| 3. | Sarawak | 78.1 years | Kedah | 76.1 years |
| **Indians** | | | | |
| 1. | Perlis | 78.4 years | Terengganu | 68.9 years |
| 2. | Kelantan | 75.1 years | Sabah | 69.3 years |
| 3. | W.P. Kuala Lumpur | 74.4 years | Pulau Pinang | 70.0 years |

# 9. LIFE EXPECTANCY AT BIRTH BY ADMINISTRATIVE DISTRICT

## Samarahan, Sarawak Recorded the Highest Life Expectancy at Birth

*In 2026, Samarahan, Sarawak recorded the highest life expectancy at birth for* ***both sexes*** *(80.9 years) and* ***females*** *(82.8 years). Meanwhile, Kalabakan, Sabah recorded the highest life expectancy at birth for* ***males*** *at 79.8 years. Petaling, Selangor was among the top three administrative districts across all three categories, recording 80.2 years for both sexes, 78.7 years for males and 82.0 years for females.*

*Table 2: Top five administrative districts with highest life expectancy at birth by sex, Malaysia, 2024-2026*

| Year | Both Sexes | | Male | | Female | |
|---|---|---|---|---|---|---|
| | Administrative District | Life Expectancy at Birth | Administrative District | Life Expectancy at Birth | Administrative District | Life Expectancy at Birth |
| 2026[e] | Samarahan, Sarawak | 80.9 | Kalabakan, Sabah | 79.8 | Samarahan, Sarawak | 82.8 |
| | Kalabakan, Sabah | 80.4 | Samarahan, Sarawak | 79.1 | Petaling, Selangor | 82.0 |
| | Petaling, Selangor | 80.2 | Petaling, Selangor | 78.7 | Kalabakan, Sabah | 81.2 |
| | Telupid, Sabah | 79.5 | Telupid, Sabah | 78.5 | Sepang, Selangor | 81.0 |
| | Lahad Datu, Sabah | 78.8 | Kinabatangan, Sabah | 77.5 | Kota Kinabalu, Sabah | 81.0 |
| 2025[p] | Samarahan, Sarawak | 80.6 | Samarahan, Sarawak | 79.3 | Petaling, Selangor | 82.3 |
| | Petaling, Selangor | 80.2 | Petaling, Selangor | 78.3 | Samarahan, Sarawak | 82.0 |
| | Telupid, Sabah | 79.0 | Kalabakan, Sabah | 78.0 | Sepang, Selangor | 81.0 |
| | Kalabakan, Sabah | 78.9 | Kinabatangan, Sabah | 77.9 | Gombak, Selangor | 80.5 |
| | Sepang, Selangor | 78.9 | Telupid, Sabah | 77.8 | Klang, Selangor | 80.5 |
| 2024 | Samarahan, Sarawak | 80.3 | Samarahan, Sarawak | 79.2 | Petaling, Selangor | 82.1 |
| | Petaling, Selangor | 79.9 | Petaling, Selangor | 78.0 | Pantu, Sarawak | 81.5 |
| | Sepang, Selangor | 78.6 | Kinabatangan, Sabah | 77.9 | Samarahan, Sarawak | 81.4 |
| | Kinabatangan, Sabah | 78.5 | Sepang, Selangor | 76.6 | Sepang, Selangor | 80.7 |
| | Pantu, Sarawak | 78.2 | Kalabakan, Sabah | 75.8 | Telupid, Sabah | 80.4 |

**Notes:**
[p] Preliminary
[e] Estimates

## *Kecil Lojing, Kelantan Recorded the Lowest Life Expectancy at Birth*

*Kecil Lojing, Kelantan recorded the lowest life expectancy at birth for **both sexes** for **three consecutive years**, at 65.3 years in 2024, 66.2 years in 2025 and 65.8 years in 2026. In 2026, Song, Sarawak recorded the lowest life expectancy at birth for males at 62.2 years, while Kecil Lojing, Kelantan recorded the lowest for females at 68.9 years.*

*Table 3: Top five administrative districts with lowest life expectancy at birth by sex, Malaysia, 2024-2026*

| Year | Both Sexes | | Male | | Female | |
|---|---|---|---|---|---|---|
| | Administrative District | Life Expectancy at Birth | Administrative District | Life Expectancy at Birth | Administrative District | Life Expectancy at Birth |
| 2026[e] | Kecil Lojing, Kelantan | 65.8 | Song, Sarawak | 62.2 | Kecil Lojing, Kelantan | 68.9 |
| | Song, Sarawak | 66.2 | Kecil Lojing, Kelantan | 63.2 | Song, Sarawak | 70.5 |
| | Kuala Penyu, Sabah | 67.0 | Kuala Penyu, Sabah | 63.2 | Membakut, Sabah | 71.1 |
| | Membakut, Sabah | 68.0 | Sabak Bernam, Selangor | 64.4 | Rompin, Pahang | 71.2 |
| | Sabak Bernam, Selangor | 68.1 | Selama, Perak | 64.6 | Beaufort, Sabah | 71.3 |
| 2025[p] | Kecil Lojing, Kelantan | 66.2 | Song, Sarawak | 63.1 | Kecil Lojing, Kelantan | 66.8 |
| | Song, Sarawak | 66.5 | Kuala Penyu, Sabah | 64.1 | Song, Sarawak | 70.0 |
| | Kuala Penyu, Sabah | 67.4 | Selama, Perak | 64.6 | Beaufort, Sabah | 70.6 |
| | Selama, Perak | 68.0 | Sabak Bernam, Selangor | 65.0 | Rompin, Pahang | 71.3 |
| | Sabak Bernam, Selangor | 68.2 | Kanowit, Sarawak | 65.3 | Kecil Penyu, Sabah | 71.4 |
| 2024 | Kecil Lojing, Kelantan | 65.3 | Kuala Penyu, Sabah | 63.2 | Kecil Lojing, Kelantan | 65.6 |
| | Kuala Penyu, Sabah | 66.0 | Song, Sarawak | 63.6 | Beaufort, Sabah | 69.4 |
| | Song, Sarawak | 67.0 | Kanowit, Sarawak | 63.7 | Kuala Penyu, Sabah | 69.5 |
| | Beaufort, Sabah | 67.4 | Kecil Lojing, Kelantan | 65.0 | Song, Sarawak | 70.5 |
| | Sabak Bernam, Selangor | 68.1 | Sabak Bernam, Selangor | 65.3 | Pitas, Sabah | 70.7 |

***Notes:***
[p] *Preliminary*
[e] *Estimates*

# 10. SURVIVORS

**Survivors** refer to the **number of survivors** at the beginning of a certain age.

For every 100,000 **baby boys** born, **99,254 babies** (99.3%) will have the chance to survive up to the age of **one year** old in **2024**, **99,261 babies** (99.3%) in **2025** and **99,309 babies** (99.3%) in **2026**.

For every 100,000 **baby girls** born, **99,379 babies** (99.4%) will have the chance to live up to the age of **one year** in **2024**, **99,364 babies** (99.4%) in **2025** and **99,389** (99.4%) in **2026**.

*Table 4: Survivors by ethnic group and sex for one year old, Malaysia, 2024-2026*

| Ethnic group/ Sex | 1 year old | | | | | |
|---|---|---|---|---|---|---|
| | 2024 | | 2025[p] | | 2026[e] | |
| | Number | % | Number | % | Number | % |
| **Total[1]** | | | | | | |
| Male | 99,254 | 99.3 | 99,261 | 99.3 | 99,309 | 99.3 |
| Female | 99,379 | 99.4 | 99,364 | 99.4 | 99,389 | 99.4 |
| **Malay** | | | | | | |
| Male | 99,230 | 99.2 | 99,243 | 99.2 | 99,287 | 99.3 |
| Female | 99,370 | 99.4 | 99,351 | 99.4 | 99,381 | 99.4 |
| **Other Bumiputera** | | | | | | |
| Male | 99,003 | 99.0 | 99,010 | 99.0 | 99,139 | 99.1 |
| Female | 99,126 | 99.1 | 99,115 | 99.1 | 99,138 | 99.1 |
| **Chinese** | | | | | | |
| Male | 99,517 | 99.5 | 99,504 | 99.5 | 99,516 | 99.5 |
| Female | 99,607 | 99.6 | 99,622 | 99.6 | 99,621 | 99.6 |
| **Indians** | | | | | | |
| Male | 99,344 | 99.3 | 99,332 | 99.3 | 99,357 | 99.4 |
| Female | 99,455 | 99.5 | 99,374 | 99.4 | 99,365 | 99.4 |

**Notes:**
[1] Includes Others (Citizens) and Non-citizens
[p] Preliminary
[e] Estimates
The proportion of newborn babies is calculated by dividing the number of people who are still alive at the beginning of a given age $l_x$ by a radix of 100,000 births at an age of exactly 0

# 11. LIFE EXPECTANCY AT BIRTH AND AGEING POPULATION FOR ASEAN COUNTRY

*Singapore had the highest life expectancy at birth for males (81.7 years) and females (86.6 years) in 2026 as compared to other ASEAN countries.*

## Chart 9: Life expectancy at birth by sex, ASEAN, 2026

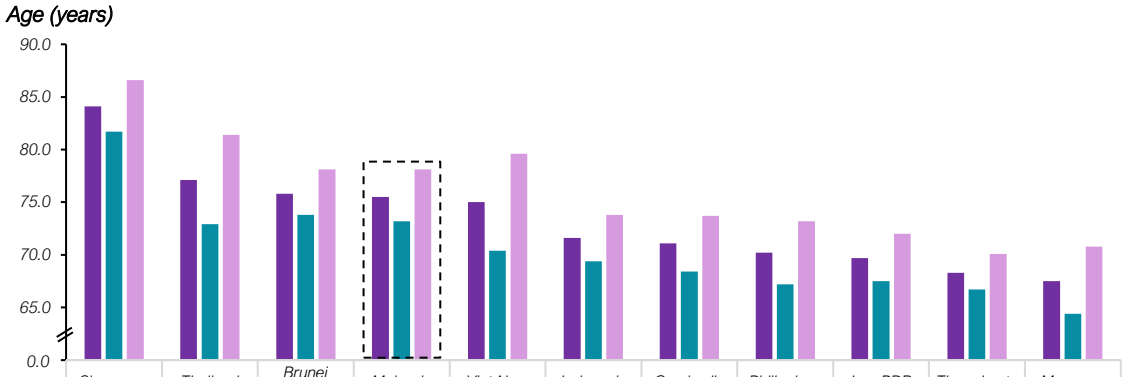


| | Singapore | Thailand | Brunei Darussalam | Malaysia | Viet Nam | Indonesia | Cambodia | Philippines | Lao PDR | Timor-Leste | Myanmar |
|---|---|---|---|---|---|---|---|---|---|---|---|
| Both Sexes | 84.1 | 77.1 | 75.8 | 75.5 | 75.0 | 71.6 | 71.1 | 70.2 | 69.7 | 68.3 | 67.5 |
| Male | 81.7 | 72.9 | 73.8 | 73.2 | 70.4 | 69.4 | 68.4 | 67.2 | 67.5 | 66.7 | 64.4 |
| Female | 86.6 | 81.4 | 78.1 | 78.1 | 79.6 | 73.8 | 73.7 | 73.2 | 72.0 | 70.1 | 70.8 |

***Note**:*
*Statistics of life expectancy at birth for ASEAN countries (2026) is obtained from World Population Prospects 2024 (WPP 2024), except for Malaysia (latest release)*

*ASEAN countries that have achieved an ageing society are Thailand (16.7%), Singapore (14.8%), Viet Nam (9.9%), Malaysia (8.4%), Indonesia (7.8%), Myanmar (7.7%) and Brunei Darussalam (7.6%) of which the percentage of the population aged 65 years and over in a country that has reached more than seven per cent of the total population.*

## Chart 10: Percentage of population aged 65 years and over, ASEAN, 2026

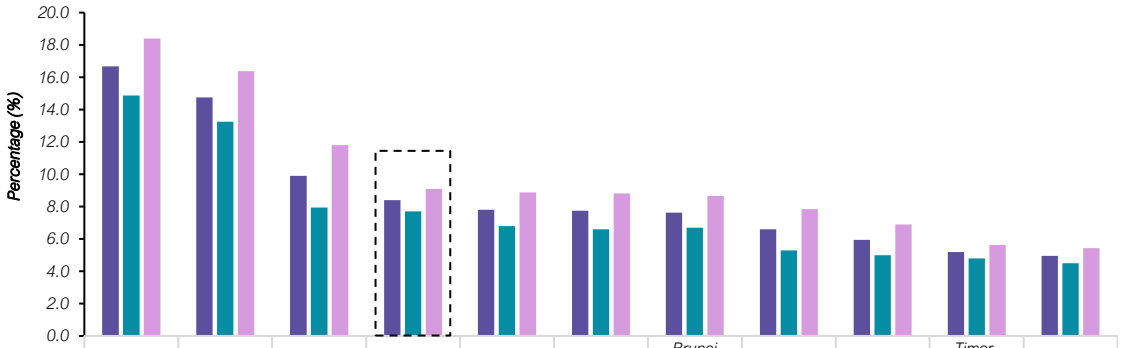


| | Thailand | Singapore | Viet Nam | Malaysia | Indonesia | Myanmar | Brunei Darussalam | Cambodia | Philippines | Timor-Leste | Lao PDR |
|---|---|---|---|---|---|---|---|---|---|---|---|
| Both Sexes | 16.7 | 14.8 | 9.9 | 8.4 | 7.8 | 7.7 | 7.6 | 6.6 | 6.0 | 5.2 | 5.0 |
| Male | 14.9 | 13.2 | 7.9 | 7.7 | 6.8 | 6.6 | 6.7 | 5.3 | 5.0 | 4.8 | 4.5 |
| Female | 18.4 | 16.4 | 11.8 | 9.1 | 8.9 | 8.8 | 8.7 | 7.8 | 6.9 | 5.6 | 5.4 |

***Note**:*
*Statistics of population aged 65 years for ASEAN countries (2026) is obtained from World Population Prospects 2024 (WPP 2024), except for Malaysia (latest release)*

# JADUAL STATISTIK

## *STATISTICAL TABLES*

**Muka surat ini sengaja dibiarkan kosong**

*This page is deliberately left blank*

# JADUAL UTAMA

## *MAIN TABLES*

**Muka surat ini sengaja dibiarkan kosong**

*This page is deliberately left blank*

**Jadual 1.1: Jangkaan hayat ketika lahir mengikut jantina dan negeri, Malaysia, 2020-2026**

*Table 1.1: Life expectancy at birth by sex and state, Malaysia, 2020-2026*

| Negeri<br>*State* | 2020 | 2021 | 2022 | 2023 | 2024 | 2025[p] | 2026[e] |
|---|---|---|---|---|---|---|---|
| **Lelaki dan Perempuan**<br>*Both sexes* | | | | | | | |
| **Malaysia** | **74.7** | **74.0** | **73.8** | **74.0** | **74.9** | **75.2** | **75.5** |
| Johor | 74.3 | 73.6 | 73.5 | 73.7 | 74.4 | 74.6 | 74.9 |
| Kedah | 73.1 | 72.2 | 71.7 | 71.7 | 72.7 | 72.9 | 73.0 |
| Kelantan | 72.2 | 71.6 | 71.4 | 71.8 | 72.9 | 73.5 | 73.6 |
| Melaka | 74.0 | 73.1 | 73.0 | 73.1 | 73.9 | 74.5 | 74.8 |
| Negeri Sembilan | 73.3 | 73.1 | 72.9 | 72.9 | 73.5 | 73.9 | 74.2 |
| Pahang | 72.9 | 72.6 | 72.4 | 72.3 | 72.8 | 73.3 | 73.6 |
| Perak | 73.7 | 73.3 | 73.0 | 72.9 | 73.5 | 73.8 | 74.0 |
| Perlis | 72.8 | 72.4 | 72.3 | 72.4 | 73.0 | 73.3 | 73.4 |
| Pulau Pinang | 74.2 | 73.7 | 73.5 | 73.7 | 74.6 | 75.1 | 75.5 |
| Sabah | 74.3 | 73.4 | 73.1 | 73.7 | 74.7 | 75.0 | 75.1 |
| Sarawak | 75.1 | 74.5 | 74.3 | 74.5 | 75.0 | 75.3 | 75.5 |
| Selangor | 77.4 | 76.4 | 76.2 | 76.4 | 77.6 | 77.9 | 78.2 |
| Terengganu | 71.7 | 71.3 | 71.0 | 71.1 | 72.0 | 72.6 | 72.8 |
| W.P. Kuala Lumpur | 76.4 | 75.1 | 75.1 | 75.4 | 76.8 | 77.2 | 77.3 |
| W.P. Labuan | 75.4 | 74.5 | 74.4 | 75.7 | 76.4 | 76.6 | 77.0 |
| W.P. Putrajaya | 74.5 | 74.6 | 74.2 | 73.8 | 73.5 | 73.6 | 74.6 |
| **Lelaki**<br>*Male* | | | | | | | |
| **Malaysia** | **72.5** | **71.8** | **71.5** | **71.7** | **72.6** | **73.0** | **73.2** |
| Johor | 72.1 | 71.5 | 71.4 | 71.6 | 72.3 | 72.5 | 72.7 |
| Kedah | 70.4 | 69.6 | 69.0 | 69.1 | 70.0 | 70.2 | 70.3 |
| Kelantan | 69.6 | 69.0 | 68.9 | 69.3 | 70.3 | 70.8 | 70.9 |
| Melaka | 71.8 | 70.8 | 70.5 | 70.6 | 71.4 | 71.9 | 72.0 |
| Negeri Sembilan | 70.4 | 70.7 | 70.3 | 70.3 | 70.9 | 71.3 | 71.5 |
| Pahang | 70.7 | 70.4 | 70.0 | 69.9 | 70.5 | 71.0 | 71.3 |
| Perak | 71.1 | 70.6 | 70.2 | 70.1 | 70.7 | 71.1 | 71.2 |
| Perlis | 70.2 | 69.6 | 69.3 | 69.5 | 70.2 | 70.4 | 70.0 |
| Pulau Pinang | 72.0 | 71.3 | 71.1 | 71.3 | 72.2 | 72.8 | 73.1 |
| Sabah | 72.6 | 71.7 | 71.3 | 71.9 | 72.7 | 72.9 | 73.0 |
| Sarawak | 72.9 | 72.1 | 71.9 | 72.1 | 72.6 | 72.9 | 73.3 |
| Selangor | 75.5 | 74.4 | 74.2 | 74.4 | 75.7 | 76.0 | 76.4 |
| Terengganu | 69.1 | 68.9 | 68.7 | 68.8 | 69.7 | 70.2 | 70.3 |
| W.P. Kuala Lumpur | 74.1 | 72.8 | 72.9 | 73.3 | 74.8 | 75.0 | 75.1 |
| W.P. Labuan | 73.6 | 72.9 | 72.7 | 73.9 | 74.4 | 74.4 | 75.1 |
| W.P. Putrajaya | 72.2 | 71.6 | 71.7 | 71.4 | 71.9 | 71.8 | 72.5 |

**Nota:** [p] **Permulaan** [e] **Anggaran**

*Notes:* *Preliminary* *Estimates*

**2020-2026: Berdasarkan Banci Penduduk dan Perumahan Malaysia 2020 (Banci 2020)**

*Based on Population and Housing Census of Malaysia 2020 (Census 2020)*

**Jadual 1.1: Jangkaan hayat ketika lahir mengikut jantina dan negeri, Malaysia, 2020-2026 (samb.)**

*Table 1.1: Life expectancy at birth by sex and state, Malaysia, 2020-2026 (cont'd)*

| Negeri<br>*State* | 2020 | 2021 | 2022 | 2023 | 2024 | 2025[p] | 2026[e] |
|---|---|---|---|---|---|---|---|
| **Perempuan**<br>*Female* | | | | | | | |
| **Malaysia** | **77.2** | **76.5** | **76.4** | **76.6** | **77.5** | **77.8** | **78.1** |
| Johor | 76.9 | 76.2 | 76.0 | 76.2 | 77.0 | 77.2 | 77.4 |
| Kedah | 76.1 | 75.0 | 74.7 | 74.6 | 75.7 | 75.8 | 76.0 |
| Kelantan | 75.1 | 74.3 | 74.1 | 74.6 | 75.7 | 76.3 | 76.5 |
| Melaka | 76.4 | 75.6 | 75.6 | 75.9 | 76.8 | 77.4 | 77.8 |
| Negeri Sembilan | 76.4 | 75.9 | 75.9 | 75.9 | 76.5 | 76.9 | 77.3 |
| Pahang | 75.7 | 75.4 | 75.2 | 75.1 | 75.6 | 76.1 | 76.3 |
| Perak | 76.7 | 76.4 | 76.3 | 76.2 | 76.7 | 77.0 | 77.2 |
| Perlis | 75.6 | 75.4 | 75.4 | 75.5 | 75.9 | 76.4 | 77.0 |
| Pulau Pinang | 76.7 | 76.3 | 76.2 | 76.5 | 77.3 | 77.8 | 78.0 |
| Sabah | 76.4 | 75.5 | 75.2 | 75.9 | 77.0 | 77.5 | 77.6 |
| Sarawak | 77.6 | 77.2 | 77.1 | 77.2 | 77.7 | 78.0 | 78.1 |
| Selangor | 79.6 | 78.7 | 78.6 | 78.8 | 80.0 | 80.2 | 80.4 |
| Terengganu | 74.6 | 73.9 | 73.7 | 73.6 | 74.7 | 75.2 | 75.7 |
| W.P. Kuala Lumpur | 79.1 | 77.8 | 77.8 | 77.9 | 79.2 | 79.6 | 79.9 |
| W.P. Labuan | 77.3 | 76.2 | 76.4 | 77.8 | 78.8 | 79.2 | 79.3 |
| W.P. Putrajaya | 76.7 | 77.6 | 76.7 | 76.1 | 75.0 | 75.4 | 76.6 |

**Nota:** [p] **Permulaan** [e] **Anggaran**

*Notes:* *Preliminary* *Estimates*

**2020-2026: Berdasarkan Banci Penduduk dan Perumahan Malaysia 2020 (Banci 2020)**

*Based on Population and Housing Census of Malaysia 2020 (Census 2020)*

**Jadual 1.2: Jangkaan hayat ketika lahir mengikut jantina dan kumpulan etnik, Malaysia, 1991-2026**
*Table 1.2: Life expectancy at birth by sex and ethnic group, Malaysia, 1991-2026*

| Tahun *Year* | Jumlah *Total* | Warganegara *Citizens* | | | | | | Bukan warganegara *Non-citizens* |
|---|---|---|---|---|---|---|---|---|
| | | Jumlah[1] *Total* [1] | Bumiputera | | | Cina *Chinese* | India *Indians* | |
| | | | Jumlah *Total* | Melayu *Malay* | Bumiputera lain *Other Bumiputera* | | | |
| **Lelaki dan Perempuan** *Both sexes* | | | | | | | | |
| **1991** | 71.2 | 71.2 | 70.8 | 70.8 | 70.7 | 73.4 | 67.3 | 70.7 |
| **1992** | 71.5 | 71.5 | 71.2 | 71.2 | 71.1 | 73.6 | 67.7 | 72.2 |
| **1993** | 71.7 | 71.7 | 71.3 | 71.4 | 71.2 | 73.9 | 68.0 | 71.7 |
| **1994** | 71.7 | 71.8 | 71.4 | 71.4 | 71.2 | 74.1 | 68.1 | 69.5 |
| **1995** | 71.8 | 72.0 | 71.4 | 71.4 | 71.2 | 74.4 | 68.4 | 67.3 |
| **1996** | 71.8 | 72.0 | 71.3 | 71.3 | 71.6 | 74.4 | 68.3 | 66.9 |
| **1997** | 72.0 | 72.1 | 71.4 | 71.4 | 71.9 | 74.6 | 68.8 | 68.0 |
| **1998** | 71.8 | 71.8 | 71.0 | 70.8 | 72.3 | 74.5 | 68.7 | 70.4 |
| **1999** | 71.9 | 71.9 | 70.9 | 70.7 | 72.2 | 74.7 | 69.0 | 72.9 |
| **2000** | 72.2 | 72.0 | 71.1 | 70.7 | 72.8 | 74.8 | 69.3 | 75.0 |
| **2001** | 72.8 | 72.6 | 71.7 | 71.3 | 73.9 | 75.2 | 70.1 | 75.4 |
| **2002** | 72.8 | 72.6 | 71.7 | 71.2 | 74.0 | 75.3 | 70.2 | 75.6 |
| **2003** | 73.0 | 72.8 | 71.9 | 71.5 | 74.1 | 75.4 | 70.4 | 75.8 |
| **2004** | 73.3 | 73.1 | 72.2 | 71.8 | 74.1 | 75.6 | 70.8 | 76.0 |
| **2005** | 73.6 | 73.4 | 72.4 | 72.1 | 74.1 | 75.9 | 71.1 | 76.2 |
| **2006** | 73.7 | 73.5 | 72.5 | 72.2 | 74.1 | 76.1 | 71.3 | 76.3 |
| **2007** | 73.7 | 73.5 | 72.5 | 72.2 | 74.1 | 76.2 | 71.3 | 76.4 |
| **2008** | 73.7 | 73.5 | 72.5 | 72.2 | 74.2 | 76.3 | 71.3 | 76.4 |
| **2009** | 73.9 | 73.6 | 72.7 | 72.3 | 74.5 | 76.4 | 71.2 | 76.7 |
| **2010** | 74.1 | 73.8 | 73.0 | 72.6 | 74.9 | 76.5 | 71.4 | 77.0 |
| **2011** | 74.3 | 74.0 | 73.1 | 72.8 | 75.0 | 76.7 | 71.4 | 77.3 |
| **2012** | 74.4 | 74.1 | 73.3 | 72.9 | 75.1 | 76.9 | 71.4 | 77.5 |
| **2013** | 74.5 | 74.2 | 73.3 | 73.1 | 74.5 | 77.0 | 71.5 | 77.4 |
| **2014** | 74.5 | 74.2 | 73.4 | 73.1 | 74.7 | 77.0 | 71.6 | 77.5 |
| **2015** | 74.6 | 74.3 | 73.4 | 73.2 | 74.7 | 77.1 | 71.7 | 77.6 |
| **2016** | 74.4 | 74.1 | 73.1 | 72.9 | 74.1 | 77.2 | 71.8 | 77.5 |
| **2017** | 74.4 | 74.0 | 73.1 | 72.9 | 73.9 | 77.2 | 71.6 | 78.3 |
| **2018** | 74.6 | 74.2 | 73.3 | 73.1 | 74.1 | 77.4 | 71.8 | 78.3 |
| **2019** | 74.8 | 74.5 | 73.5 | 73.4 | 74.2 | 77.6 | 72.1 | 78.0 |
| **2020** | 74.7 | 74.3 | 73.9 | 73.9 | 74.2 | 76.6 | 71.6 | 80.5 |
| **2021** | 74.0 | 73.7 | 73.2 | 73.2 | 73.1 | 76.2 | 70.7 | 77.3 |
| **2022** | 73.8 | 73.5 | 73.0 | 73.0 | 72.8 | 76.3 | 70.5 | 76.8 |
| **2023** | 74.0 | 73.6 | 73.1 | 73.1 | 73.1 | 76.4 | 70.5 | 78.4 |
| **2024** | 74.9 | 74.4 | 74.0 | 74.0 | 73.8 | 77.0 | 71.4 | 81.8 |
| **2025[p]** | 75.2 | 74.8 | 74.3 | 74.4 | 74.2 | 77.4 | 71.8 | 81.9 |
| **2026[e]** | 75.5 | 75.0 | 74.5 | 74.5 | 74.5 | 77.7 | 72.1 | 82.0 |

**Nota:** *Notes:*
[1] **Termasuk etnik Lain-lain (Warganegara)** *Includes Others (Citizens)*
[p] **Permulaan** *Preliminary*
[e] **Anggaran** *Estimates*

**2010-2019:** **Berdasarkan Banci Penduduk dan Perumahan Malaysia 2010 (Banci 2010)**
*Based on Population and Housing Census of Malaysia 2010 (Census 2010)*

**2020-2026:** **Berdasarkan Banci Penduduk dan Perumahan Malaysia 2020 (Banci 2020)**
*Based on Population and Housing Census of Malaysia 2020 (Census 2020)*

**Jadual 1.2: Jangkaan hayat ketika lahir mengikut jantina dan kumpulan etnik, Malaysia, 1991-2026 (samb.)**
*Table 1.2: Life expectancy at birth by sex and ethnic group, Malaysia, 1991-2026 (cont'd)*

| Tahun *Year* | Jumlah *Total* | Warganegara *Citizens* | | | | | | Bukan warganegara *Non-citizens* |
|---|---|---|---|---|---|---|---|---|
| | | Jumlah[1] *Total* [1] | Bumiputera | | | Cina *Chinese* | India *Indians* | |
| | | | Jumlah *Total* | Melayu *Malay* | Bumiputera lain *Other Bumiputera* | | | |
| **Lelaki** *Male* | | | | | | | | |
| **1991** | 69.2 | 69.0 | 69.4 | 69.5 | 68.8 | 70.7 | 64.2 | 71.2 |
| **1992** | 69.4 | 69.3 | 69.6 | 69.7 | 69.2 | 70.9 | 64.4 | 72.1 |
| **1993** | 69.6 | 69.5 | 69.6 | 69.7 | 69.3 | 71.4 | 64.7 | 71.1 |
| **1994** | 69.5 | 69.6 | 69.6 | 69.6 | 69.2 | 71.6 | 64.7 | 68.2 |
| **1995** | 69.5 | 69.7 | 69.5 | 69.5 | 69.3 | 71.9 | 64.9 | 65.5 |
| **1996** | 69.5 | 69.7 | 69.4 | 69.3 | 69.7 | 71.9 | 64.8 | 65.0 |
| **1997** | 69.7 | 69.9 | 69.5 | 69.4 | 70.2 | 72.2 | 65.2 | 66.2 |
| **1998** | 69.5 | 69.5 | 69.0 | 68.7 | 70.6 | 72.1 | 65.1 | 69.1 |
| **1999** | 69.7 | 69.5 | 68.9 | 68.6 | 70.5 | 72.2 | 65.3 | 72.0 |
| **2000** | 70.0 | 69.7 | 69.0 | 68.6 | 71.2 | 72.4 | 65.7 | 74.6 |
| **2001** | 70.6 | 70.3 | 69.6 | 69.1 | 72.3 | 72.8 | 66.6 | 75.1 |
| **2002** | 70.7 | 70.4 | 69.6 | 69.0 | 72.5 | 73.0 | 66.7 | 75.4 |
| **2003** | 70.8 | 70.5 | 69.7 | 69.1 | 72.6 | 73.2 | 66.7 | 75.8 |
| **2004** | 71.1 | 70.8 | 70.0 | 69.5 | 72.5 | 73.4 | 67.1 | 75.9 |
| **2005** | 71.4 | 71.0 | 70.2 | 69.8 | 72.4 | 73.7 | 67.5 | 76.1 |
| **2006** | 71.6 | 71.2 | 70.3 | 69.9 | 72.4 | 73.9 | 67.8 | 76.2 |
| **2007** | 71.6 | 71.2 | 70.3 | 69.8 | 72.5 | 74.0 | 67.7 | 76.4 |
| **2008** | 71.6 | 71.1 | 70.2 | 69.8 | 72.5 | 74.1 | 67.6 | 76.4 |
| **2009** | 71.7 | 71.2 | 70.4 | 69.9 | 72.8 | 74.2 | 67.5 | 76.7 |
| **2010** | 71.9 | 71.5 | 70.7 | 70.2 | 73.2 | 74.4 | 67.6 | 76.9 |
| **2011** | 72.1 | 71.6 | 70.9 | 70.4 | 73.3 | 74.6 | 67.6 | 77.2 |
| **2012** | 72.2 | 71.7 | 71.0 | 70.5 | 73.5 | 74.8 | 67.6 | 77.2 |
| **2013** | 72.3 | 71.8 | 71.1 | 70.6 | 73.2 | 74.8 | 67.7 | 77.0 |
| **2014** | 72.4 | 71.9 | 71.2 | 70.8 | 73.1 | 74.8 | 67.7 | 77.1 |
| **2015** | 72.5 | 72.0 | 71.2 | 70.8 | 73.4 | 74.9 | 67.8 | 77.3 |
| **2016** | 72.1 | 71.6 | 70.7 | 70.3 | 72.2 | 74.9 | 68.0 | 77.1 |
| **2017** | 72.1 | 71.5 | 70.6 | 70.3 | 72.0 | 74.8 | 67.8 | 77.9 |
| **2018** | 72.3 | 71.7 | 70.9 | 70.6 | 72.2 | 75.0 | 68.1 | 77.9 |
| **2019** | 72.5 | 71.9 | 71.1 | 70.9 | 72.3 | 75.2 | 68.4 | 77.6 |
| **2020** | 72.5 | 71.9 | 71.7 | 71.5 | 72.3 | 74.1 | 68.2 | 80.2 |
| **2021** | 71.8 | 71.3 | 71.0 | 71.0 | 71.1 | 73.6 | 67.2 | 77.4 |
| **2022** | 71.5 | 71.1 | 70.7 | 70.7 | 70.7 | 73.6 | 67.0 | 76.9 |
| **2023** | 71.7 | 71.2 | 70.8 | 70.8 | 70.9 | 73.7 | 66.9 | 78.3 |
| **2024** | 72.6 | 71.9 | 71.6 | 71.7 | 71.6 | 74.3 | 67.9 | 81.5 |
| **2025**[p] | 73.0 | 72.3 | 72.0 | 72.0 | 71.9 | 74.7 | 68.4 | 81.5 |
| **2026**[e] | 73.2 | 72.5 | 72.1 | 72.1 | 72.2 | 75.1 | 68.8 | 81.7 |

**Nota:** *Notes:*
[1] **Termasuk etnik Lain-lain (Warganegara)** *Includes Others (Citizens)*
[p] **Permulaan** *Preliminary*
[e] **Anggaran** *Estimates*

**2010-2019:** **Berdasarkan Banci Penduduk dan Perumahan Malaysia 2010 (Banci 2010)**
*Based on Population and Housing Census of Malaysia 2010 (Census 2010)*

**2020-2026:** **Berdasarkan Banci Penduduk dan Perumahan Malaysia 2020 (Banci 2020)**
*Based on Population and Housing Census of Malaysia 2020 (Census 2020)*

**Jadual 1.2: Jangkaan hayat ketika lahir mengikut jantina dan kumpulan etnik, Malaysia, 1991-2026 (samb.)**
*Table 1.2: Life expectancy at birth by sex and ethnic group, Malaysia, 1991-2026 (cont'd)*

| Tahun *Year* | Jumlah *Total* | Warganegara *Citizens* | | | | | | Bukan warganegara *Non-citizens* |
|---|---|---|---|---|---|---|---|---|
| | | Jumlah[1] *Total* [1] | Bumiputera | | | Cina *Chinese* | India *Indians* | |
| | | | Jumlah *Total* | Melayu *Malay* | Bumiputera lain *Other Bumiputera* | | | |
| **Perempuan** *Female* | | | | | | | | |
| **1991** | 73.4 | 73.5 | 72.3 | 72.2 | 73.1 | 76.4 | 71.3 | 70.7 |
| **1992** | 73.8 | 73.8 | 72.9 | 72.8 | 73.3 | 76.6 | 71.8 | 72.6 |
| **1993** | 74.0 | 74.0 | 73.1 | 73.1 | 73.5 | 76.7 | 72.0 | 72.6 |
| **1994** | 74.1 | 74.2 | 73.2 | 73.3 | 73.4 | 76.8 | 72.3 | 71.4 |
| **1995** | 74.3 | 74.4 | 73.4 | 73.4 | 73.5 | 77.1 | 72.4 | 70.0 |
| **1996** | 74.3 | 74.4 | 73.4 | 73.3 | 73.7 | 77.2 | 72.5 | 69.6 |
| **1997** | 74.5 | 74.6 | 73.5 | 73.4 | 73.9 | 77.3 | 73.0 | 70.5 |
| **1998** | 74.3 | 74.4 | 73.2 | 73.0 | 74.2 | 77.3 | 73.0 | 72.2 |
| **1999** | 74.4 | 74.4 | 73.1 | 73.0 | 74.2 | 77.4 | 73.4 | 74.2 |
| **2000** | 74.6 | 74.6 | 73.3 | 73.0 | 74.7 | 77.6 | 73.5 | 75.7 |
| **2001** | 75.1 | 75.1 | 73.9 | 73.6 | 75.6 | 77.8 | 74.1 | 75.8 |
| **2002** | 75.2 | 75.1 | 73.9 | 73.6 | 75.6 | 77.9 | 74.2 | 75.9 |
| **2003** | 75.5 | 75.4 | 74.2 | 73.9 | 75.8 | 78.1 | 74.5 | 76.1 |
| **2004** | 75.8 | 75.7 | 74.6 | 74.4 | 75.9 | 78.3 | 75.0 | 76.3 |
| **2005** | 76.0 | 76.0 | 74.8 | 74.6 | 75.9 | 78.5 | 75.2 | 76.5 |
| **2006** | 76.1 | 76.0 | 74.9 | 74.7 | 75.9 | 78.7 | 75.3 | 76.6 |
| **2007** | 76.2 | 76.1 | 74.9 | 74.7 | 75.9 | 78.8 | 75.4 | 76.5 |
| **2008** | 76.2 | 76.1 | 75.0 | 74.7 | 76.0 | 78.9 | 75.5 | 76.6 |
| **2009** | 76.3 | 76.2 | 75.1 | 74.9 | 76.3 | 78.9 | 75.5 | 76.9 |
| **2010** | 76.6 | 76.5 | 75.4 | 75.2 | 76.7 | 79.1 | 75.7 | 77.2 |
| **2011** | 76.8 | 76.6 | 75.6 | 75.4 | 76.8 | 79.3 | 75.8 | 77.6 |
| **2012** | 76.9 | 76.8 | 75.7 | 75.5 | 76.9 | 79.6 | 75.8 | 77.8 |
| **2013** | 76.9 | 76.8 | 75.7 | 75.7 | 76.0 | 79.6 | 75.8 | 78.0 |
| **2014** | 77.0 | 76.9 | 75.8 | 75.7 | 76.5 | 79.7 | 75.8 | 78.0 |
| **2015** | 77.1 | 76.9 | 75.9 | 75.8 | 76.0 | 79.8 | 76.0 | 78.0 |
| **2016** | 77.0 | 76.9 | 75.7 | 75.6 | 76.2 | 80.0 | 76.0 | 78.2 |
| **2017** | 77.1 | 76.9 | 75.7 | 75.6 | 76.1 | 80.1 | 75.9 | 78.9 |
| **2018** | 77.2 | 77.1 | 75.9 | 75.9 | 76.2 | 80.2 | 76.0 | 78.8 |
| **2019** | 77.4 | 77.3 | 76.2 | 76.1 | 76.3 | 80.4 | 76.1 | 78.5 |
| **2020** | 77.2 | 77.1 | 76.4 | 76.4 | 76.3 | 79.6 | 75.5 | 80.8 |
| **2021** | 76.5 | 76.4 | 75.6 | 75.7 | 75.3 | 79.4 | 74.7 | 76.8 |
| **2022** | 76.4 | 76.3 | 75.5 | 75.6 | 75.1 | 79.5 | 74.6 | 76.3 |
| **2023** | 76.6 | 76.5 | 75.6 | 75.7 | 75.4 | 79.7 | 74.5 | 78.2 |
| **2024** | 77.5 | 77.3 | 76.6 | 76.6 | 76.3 | 80.2 | 75.4 | 82.4 |
| **2025[p]** | 77.8 | 77.6 | 76.9 | 76.9 | 76.7 | 80.5 | 75.6 | 82.5 |
| **2026[e]** | 78.1 | 77.9 | 77.1 | 77.2 | 76.9 | 80.8 | 75.8 | 82.4 |

**Nota:** *Notes:*
[1] **Termasuk etnik Lain-lain (Warganegara)** *Includes Others (Citizens)*
[p] **Permulaan** *Preliminary*
[e] **Anggaran** *Estimates*

**2010-2019:** **Berdasarkan Banci Penduduk dan Perumahan Malaysia 2010 (Banci 2010)**
*Based on Population and Housing Census of Malaysia 2010 (Census 2010)*

**2020-2026:** **Berdasarkan Banci Penduduk dan Perumahan Malaysia 2020 (Banci 2020)**
*Based on Population and Housing Census of Malaysia 2020 (Census 2020)*

**Jadual 1.3: Jangkaan hayat mengikut jantina, umur dan kumpulan etnik, Malaysia, 2024**

*Table 1.3: Life expectancy by sex, age and ethnic group, Malaysia, 2024*

| Umur *Age* | Jumlah[1] *Total* [1] | Bumiputera | | | Cina *Chinese* | India *Indians* |
|---|---|---|---|---|---|---|
| | | Jumlah *Total* | Melayu *Malay* | Bumiputera lain *Other Bumiputera* | | |
| **Lelaki** *Male* | | | | | | |
| **0** | 72.6 | 71.6 | 71.7 | 71.6 | 74.3 | 67.9 |
| **1** | 72.2 | 71.2 | 71.2 | 71.3 | 73.7 | 67.4 |
| **5** | 68.3 | 67.4 | 67.3 | 67.5 | 69.7 | 63.5 |
| **10** | 63.3 | 62.4 | 62.4 | 62.6 | 64.8 | 58.5 |
| **15** | 58.4 | 57.5 | 57.5 | 57.8 | 59.8 | 53.6 |
| **20** | 53.7 | 52.8 | 52.8 | 53.0 | 54.9 | 48.8 |
| **25** | 48.9 | 48.1 | 48.1 | 48.3 | 50.0 | 44.2 |
| **30** | 44.1 | 43.4 | 43.4 | 43.7 | 45.2 | 39.7 |
| **35** | 39.4 | 38.8 | 38.7 | 39.1 | 40.4 | 35.3 |
| **40** | 34.8 | 34.3 | 34.2 | 34.7 | 35.7 | 31.0 |
| **45** | 30.3 | 29.9 | 29.8 | 30.4 | 31.1 | 26.9 |
| **50** | 26.1 | 25.7 | 25.6 | 26.4 | 26.6 | 23.1 |
| **55** | 22.1 | 21.8 | 21.7 | 22.6 | 22.4 | 19.6 |
| **60** | 18.4 | 18.3 | 18.1 | 19.0 | 18.5 | 16.5 |
| **65** | 15.0 | 14.9 | 14.8 | 15.6 | 14.7 | 13.4 |
| **70** | 11.8 | 11.9 | 11.8 | 12.4 | 11.2 | 10.7 |
| **75** | 8.8 | 8.8 | 8.8 | 9.1 | 8.4 | 8.1 |
| **80+** | 6.2 | 6.1 | 6.1 | 6.3 | 6.2 | 5.5 |
| **Perempuan** *Female* | | | | | | |
| **0** | 77.5 | 76.6 | 76.6 | 76.3 | 80.2 | 75.4 |
| **1** | 77.0 | 76.1 | 76.1 | 76.0 | 79.5 | 74.8 |
| **5** | 73.1 | 72.2 | 72.2 | 72.1 | 75.5 | 70.9 |
| **10** | 68.2 | 67.2 | 67.2 | 67.2 | 70.6 | 65.9 |
| **15** | 63.2 | 62.3 | 62.3 | 62.3 | 65.6 | 61.0 |
| **20** | 58.3 | 57.4 | 57.4 | 57.5 | 60.7 | 56.1 |
| **25** | 53.4 | 52.5 | 52.5 | 52.6 | 55.7 | 51.2 |
| **30** | 48.5 | 47.7 | 47.7 | 47.8 | 50.8 | 46.4 |
| **35** | 43.7 | 42.9 | 42.8 | 43.0 | 45.9 | 41.6 |
| **40** | 38.9 | 38.1 | 38.1 | 38.3 | 41.0 | 36.8 |
| **45** | 34.2 | 33.5 | 33.4 | 33.7 | 36.2 | 32.2 |
| **50** | 29.7 | 29.0 | 29.0 | 29.2 | 31.5 | 27.7 |
| **55** | 25.3 | 24.7 | 24.7 | 25.0 | 26.9 | 23.4 |
| **60** | 21.2 | 20.7 | 20.7 | 20.9 | 22.4 | 19.5 |
| **65** | 17.3 | 16.9 | 16.8 | 17.0 | 18.1 | 15.8 |
| **70** | 13.6 | 13.3 | 13.3 | 13.4 | 14.1 | 12.6 |
| **75** | 10.2 | 10.0 | 10.0 | 9.9 | 10.5 | 9.6 |
| **80+** | 7.1 | 7.0 | 7.0 | 7.0 | 7.5 | 6.6 |

**Nota:** [1] **Termasuk etnik Lain-lain (Warganegara) dan Bukan warganegara**

*Notes:* *Includes Others (Citizens) and Non-citizens*

**Jadual 1.4: Jangkaan hayat mengikut jantina, umur dan kumpulan etnik, Malaysia, 2025[p]**

*Table 1.4: Life expectancy by sex, age and ethnic group, Malaysia, 2025[p]*

| Umur *Age* | Jumlah[1] *Total*[1] | Bumiputera | | | Cina *Chinese* | India *Indians* |
|---|---|---|---|---|---|---|
| | | Jumlah *Total* | Melayu *Malay* | Bumiputera lain *Other Bumiputera* | | |
| **Lelaki** *Male* | | | | | | |
| **0** | 73.0 | 72.0 | 72.0 | 71.9 | 74.7 | 68.4 |
| **1** | 72.5 | 71.6 | 71.5 | 71.7 | 74.1 | 67.9 |
| **5** | 68.6 | 67.7 | 67.6 | 67.8 | 70.1 | 64.0 |
| **10** | 63.7 | 62.8 | 62.7 | 62.9 | 65.2 | 59.0 |
| **15** | 58.8 | 57.9 | 57.8 | 58.1 | 60.2 | 54.1 |
| **20** | 54.0 | 53.1 | 53.1 | 53.3 | 55.3 | 49.4 |
| **25** | 49.2 | 48.4 | 48.4 | 48.6 | 50.4 | 44.8 |
| **30** | 44.5 | 43.7 | 43.7 | 44.0 | 45.6 | 40.2 |
| **35** | 39.8 | 39.1 | 39.1 | 39.4 | 40.8 | 35.8 |
| **40** | 35.1 | 34.6 | 34.5 | 35.0 | 36.1 | 31.5 |
| **45** | 30.6 | 30.2 | 30.1 | 30.7 | 31.5 | 27.4 |
| **50** | 26.4 | 26.0 | 25.9 | 26.7 | 27.0 | 23.6 |
| **55** | 22.4 | 22.1 | 22.0 | 22.9 | 22.8 | 20.0 |
| **60** | 18.7 | 18.6 | 18.4 | 19.3 | 18.8 | 16.8 |
| **65** | 15.2 | 15.2 | 15.0 | 15.9 | 15.0 | 13.7 |
| **70** | 12.0 | 12.2 | 12.1 | 12.7 | 11.5 | 11.0 |
| **75** | 9.0 | 9.1 | 9.0 | 9.4 | 8.7 | 8.3 |
| **80+** | 6.3 | 6.2 | 6.2 | 6.4 | 6.3 | 5.6 |
| **Perempuan** *Female* | | | | | | |
| **0** | 77.8 | 76.9 | 76.9 | 76.7 | 80.5 | 75.6 |
| **1** | 77.3 | 76.4 | 76.4 | 76.4 | 79.8 | 75.1 |
| **5** | 73.4 | 72.5 | 72.5 | 72.5 | 75.9 | 71.2 |
| **10** | 68.5 | 67.6 | 67.6 | 67.6 | 70.9 | 66.2 |
| **15** | 63.5 | 62.7 | 62.6 | 62.7 | 66.0 | 61.3 |
| **20** | 58.6 | 57.8 | 57.7 | 57.8 | 61.0 | 56.4 |
| **25** | 53.7 | 52.9 | 52.8 | 53.0 | 56.1 | 51.5 |
| **30** | 48.9 | 48.0 | 48.0 | 48.1 | 51.1 | 46.7 |
| **35** | 44.0 | 43.2 | 43.2 | 43.4 | 46.2 | 41.9 |
| **40** | 39.2 | 38.5 | 38.4 | 38.7 | 41.4 | 37.1 |
| **45** | 34.6 | 33.8 | 33.8 | 34.1 | 36.5 | 32.5 |
| **50** | 30.0 | 29.3 | 29.3 | 29.6 | 31.8 | 28.0 |
| **55** | 25.6 | 25.1 | 25.0 | 25.4 | 27.2 | 23.7 |
| **60** | 21.5 | 21.0 | 21.0 | 21.2 | 22.7 | 19.7 |
| **65** | 17.5 | 17.2 | 17.1 | 17.3 | 18.4 | 16.0 |
| **70** | 13.8 | 13.6 | 13.6 | 13.7 | 14.3 | 12.7 |
| **75** | 10.3 | 10.2 | 10.2 | 10.2 | 10.7 | 9.6 |
| **80+** | 7.2 | 7.1 | 7.1 | 7.1 | 7.6 | 6.7 |

**Nota:** [1] **Termasuk etnik Lain-lain (Warganegara) dan Bukan warganegara** [p] **Permulaan**

*Notes:* *Includes Others (Citizens) and Non-citizens* *Preliminary*

**Jadual 1.5: Jangkaan hayat mengikut jantina, umur dan kumpulan etnik, Malaysia, 2026[e]**

*Table 1.5: Life expectancy by sex, age and ethnic group, Malaysia, 2026 [e]*

| Umur *Age* | Jumlah[1] *Total [1]* | Bumiputera | | | Cina *Chinese* | India *Indians* |
|---|---|---|---|---|---|---|
| | | Jumlah *Total* | Melayu *Malay* | Bumiputera lain *Other Bumiputera* | | |
| **Lelaki** *Male* | | | | | | |
| **0** | 73.2 | 72.1 | 72.1 | 72.2 | 75.1 | 68.8 |
| **1** | 72.7 | 71.7 | 71.6 | 71.8 | 74.4 | 68.3 |
| **5** | 68.8 | 67.8 | 67.7 | 68.0 | 70.5 | 64.3 |
| **10** | 63.9 | 62.9 | 62.8 | 63.1 | 65.5 | 59.4 |
| **15** | 59.0 | 58.0 | 57.9 | 58.2 | 60.5 | 54.4 |
| **20** | 54.2 | 53.2 | 53.2 | 53.4 | 55.6 | 49.7 |
| **25** | 49.4 | 48.5 | 48.5 | 48.7 | 50.8 | 45.1 |
| **30** | 44.6 | 43.8 | 43.8 | 44.1 | 45.9 | 40.6 |
| **35** | 39.9 | 39.2 | 39.2 | 39.6 | 41.1 | 36.1 |
| **40** | 35.3 | 34.7 | 34.6 | 35.2 | 36.5 | 31.8 |
| **45** | 30.8 | 30.3 | 30.2 | 30.9 | 31.8 | 27.7 |
| **50** | 26.5 | 26.1 | 26.0 | 26.8 | 27.4 | 23.9 |
| **55** | 22.5 | 22.2 | 22.1 | 23.0 | 23.2 | 20.3 |
| **60** | 18.9 | 18.7 | 18.5 | 19.5 | 19.1 | 17.1 |
| **65** | 15.4 | 15.3 | 15.2 | 16.0 | 15.3 | 13.9 |
| **70** | 12.2 | 12.3 | 12.2 | 12.9 | 11.7 | 11.2 |
| **75** | 9.2 | 9.3 | 9.2 | 9.5 | 8.7 | 8.5 |
| **80+** | 6.3 | 6.3 | 6.2 | 6.4 | 6.4 | 5.7 |
| **Perempuan** *Female* | | | | | | |
| **0** | 78.1 | 77.1 | 77.2 | 76.9 | 80.8 | 75.8 |
| **1** | 77.5 | 76.6 | 76.6 | 76.6 | 80.1 | 75.3 |
| **5** | 73.6 | 72.7 | 72.7 | 72.7 | 76.1 | 71.4 |
| **10** | 68.7 | 67.8 | 67.8 | 67.8 | 71.2 | 66.4 |
| **15** | 63.7 | 62.8 | 62.8 | 62.9 | 66.2 | 61.5 |
| **20** | 58.8 | 57.9 | 57.9 | 58.0 | 61.3 | 56.6 |
| **25** | 53.9 | 53.0 | 53.0 | 53.1 | 56.3 | 51.7 |
| **30** | 49.0 | 48.2 | 48.2 | 48.2 | 51.4 | 46.9 |
| **35** | 44.2 | 43.4 | 43.3 | 43.5 | 46.5 | 42.0 |
| **40** | 39.4 | 38.6 | 38.6 | 38.8 | 41.6 | 37.3 |
| **45** | 34.7 | 34.0 | 33.9 | 34.2 | 36.8 | 32.7 |
| **50** | 30.2 | 29.5 | 29.5 | 29.8 | 32.1 | 28.2 |
| **55** | 25.8 | 25.2 | 25.2 | 25.5 | 27.5 | 23.9 |
| **60** | 21.7 | 21.2 | 21.1 | 21.4 | 23.0 | 19.9 |
| **65** | 17.7 | 17.3 | 17.3 | 17.5 | 18.6 | 16.2 |
| **70** | 13.9 | 13.8 | 13.7 | 13.9 | 14.5 | 12.8 |
| **75** | 10.4 | 10.3 | 10.3 | 10.4 | 10.8 | 9.6 |
| **80+** | 7.3 | 7.1 | 7.1 | 7.2 | 7.7 | 6.7 |

**Nota:** [1] **Termasuk etnik Lain-lain (Warganegara) dan Bukan warganegara** [e] **Anggaran**

*Notes:* *Includes Others (Citizens) and Non-citizens* *Estimates*

**Jadual 1.6: Penakat mengikut jantina dan umur, Malaysia, 2024-2026**

*Table 1.6: Survivors by sex and age, Malaysia, 2024-2026*

| Umur<br>*Age* | 2024 | 2025[p] | 2026[e] |
|---|---|---|---|
| **Lelaki**<br>*Male* | | | |
| **0** | 100,000 | 100,000 | 100,000 |
| **1** | 99,254 | 99,261 | 99,309 |
| **5** | 99,106 | 99,124 | 99,180 |
| **10** | 99,009 | 99,032 | 99,086 |
| **15** | 98,858 | 98,888 | 98,957 |
| **20** | 98,440 | 98,470 | 98,550 |
| **25** | 97,999 | 98,037 | 98,120 |
| **30** | 97,515 | 97,566 | 97,675 |
| **35** | 96,859 | 96,899 | 96,995 |
| **40** | 95,877 | 95,916 | 95,999 |
| **45** | 94,394 | 94,440 | 94,526 |
| **50** | 91,919 | 92,043 | 92,194 |
| **55** | 88,172 | 88,386 | 88,517 |
| **60** | 82,422 | 82,814 | 83,058 |
| **65** | 75,150 | 75,696 | 75,840 |
| **70** | 65,573 | 66,244 | 66,650 |
| **75** | 53,855 | 54,817 | 55,359 |
| **80+** | 39,137 | 40,826 | 41,760 |
| **Perempuan**<br>*Female* | | | |
| **0** | 100,000 | 100,000 | 100,000 |
| **1** | 99,379 | 99,364 | 99,389 |
| **5** | 99,255 | 99,253 | 99,288 |
| **10** | 99,181 | 99,181 | 99,213 |
| **15** | 99,082 | 99,083 | 99,121 |
| **20** | 98,938 | 98,948 | 98,998 |
| **25** | 98,763 | 98,777 | 98,837 |
| **30** | 98,508 | 98,538 | 98,621 |
| **35** | 98,152 | 98,184 | 98,280 |
| **40** | 97,620 | 97,654 | 97,753 |
| **45** | 96,798 | 96,842 | 96,947 |
| **50** | 95,414 | 95,462 | 95,530 |
| **55** | 93,229 | 93,321 | 93,390 |
| **60** | 89,843 | 90,053 | 90,182 |
| **65** | 85,025 | 85,377 | 85,480 |
| **70** | 78,100 | 78,707 | 79,068 |
| **75** | 68,285 | 69,252 | 69,921 |
| **80+** | 54,332 | 55,898 | 56,784 |

**Nota:** [p] **Permulaan** [e] **Anggaran**

*Notes:* *Preliminary* *Estimates*

**Jadual 1.7: Penakat mengikut jantina, umur dan kumpulan etnik, Malaysia, 2024**

*Table 1.7: Survivors by sex, age and ethnic group, Malaysia, 2024*

| Umur *Age* | Jumlah[1] *Total* [1] | Bumiputera | | | Cina *Chinese* | India *Indians* |
|---|---|---|---|---|---|---|
| | | Jumlah *Total* | Melayu *Malay* | Bumiputera lain *Other Bumiputera* | | |
| **Lelaki** *Male* | | | | | | |
| **0** | 100,000 | 100,000 | 100,000 | 100,000 | 100,000 | 100,000 |
| **1** | 99,254 | 99,194 | 99,230 | 99,003 | 99,517 | 99,344 |
| **5** | 99,106 | 99,020 | 99,074 | 98,734 | 99,429 | 99,186 |
| **10** | 99,009 | 98,899 | 98,961 | 98,570 | 99,387 | 99,133 |
| **15** | 98,858 | 98,717 | 98,790 | 98,334 | 99,332 | 99,039 |
| **20** | 98,440 | 98,203 | 98,253 | 97,919 | 99,170 | 98,519 |
| **25** | 97,999 | 97,635 | 97,693 | 97,303 | 98,935 | 97,652 |
| **30** | 97,515 | 96,967 | 97,048 | 96,535 | 98,590 | 96,514 |
| **35** | 96,859 | 96,095 | 96,212 | 95,509 | 98,100 | 95,150 |
| **40** | 95,877 | 94,876 | 95,040 | 94,064 | 97,368 | 93,080 |
| **45** | 94,394 | 93,125 | 93,357 | 91,989 | 96,286 | 90,248 |
| **50** | 91,919 | 90,291 | 90,596 | 88,791 | 94,375 | 85,992 |
| **55** | 88,172 | 86,237 | 86,597 | 84,489 | 91,429 | 80,091 |
| **60** | 82,422 | 80,198 | 80,450 | 78,936 | 86,846 | 72,264 |
| **65** | 75,150 | 72,716 | 72,857 | 72,003 | 80,888 | 63,589 |
| **70** | 65,573 | 62,767 | 62,586 | 63,541 | 71,665 | 52,219 |
| **75** | 53,855 | 51,887 | 51,419 | 54,076 | 57,114 | 40,528 |
| **80+** | 39,137 | 38,165 | 37,625 | 40,814 | 39,121 | 28,479 |
| **Perempuan** *Female* | | | | | | |
| **0** | 100,000 | 100,000 | 100,000 | 100,000 | 100,000 | 100,000 |
| **1** | 99,379 | 99,332 | 99,370 | 99,126 | 99,607 | 99,455 |
| **5** | 99,255 | 99,187 | 99,239 | 98,907 | 99,533 | 99,334 |
| **10** | 99,181 | 99,102 | 99,161 | 98,784 | 99,487 | 99,261 |
| **15** | 99,082 | 98,990 | 99,061 | 98,613 | 99,432 | 99,169 |
| **20** | 98,938 | 98,829 | 98,910 | 98,415 | 99,356 | 98,996 |
| **25** | 98,763 | 98,628 | 98,719 | 98,163 | 99,257 | 98,733 |
| **30** | 98,508 | 98,329 | 98,431 | 97,821 | 99,108 | 98,389 |
| **35** | 98,152 | 97,912 | 98,020 | 97,377 | 98,914 | 97,957 |
| **40** | 97,620 | 97,288 | 97,414 | 96,669 | 98,615 | 97,335 |
| **45** | 96,798 | 96,313 | 96,454 | 95,626 | 98,152 | 96,351 |
| **50** | 95,414 | 94,704 | 94,872 | 93,884 | 97,289 | 94,660 |
| **55** | 93,229 | 92,181 | 92,356 | 91,335 | 95,977 | 92,023 |
| **60** | 89,843 | 88,386 | 88,497 | 87,839 | 93,914 | 87,644 |
| **65** | 85,025 | 83,069 | 83,091 | 82,965 | 90,885 | 81,220 |
| **70** | 78,100 | 75,286 | 75,221 | 75,637 | 85,653 | 71,861 |
| **75** | 68,285 | 65,403 | 65,262 | 66,178 | 76,021 | 60,016 |
| **80+** | 54,332 | 51,692 | 51,666 | 51,846 | 60,838 | 46,422 |

**Nota:** [1] **Termasuk etnik Lain-lain (Warganegara) dan Bukan warganegara**

*Notes:* *Includes Others (Citizens) and Non-citizens*

**Jadual 1.8: Penakat mengikut jantina, umur dan kumpulan etnik, Malaysia, 2025[p]**

*Table 1.8: Survivors by sex, age and ethnic group, Malaysia, 2025[p]*

| Umur<br>*Age* | Jumlah[1]<br>*Total*[1] | Bumiputera | | | Cina<br>*Chinese* | India<br>*Indians* |
|---|---|---|---|---|---|---|
| | | Jumlah<br>*Total* | Melayu<br>*Malay* | Bumiputera lain<br>*Other Bumiputera* | | |
| **Lelaki**<br>*Male* | | | | | | |
| **0** | 100,000 | 100,000 | 100,000 | 100,000 | 100,000 | 100,000 |
| **1** | 99,261 | 99,205 | 99,243 | 99,010 | 99,504 | 99,332 |
| **5** | 99,124 | 99,049 | 99,103 | 98,763 | 99,420 | 99,189 |
| **10** | 99,032 | 98,936 | 98,996 | 98,618 | 99,383 | 99,120 |
| **15** | 98,888 | 98,761 | 98,828 | 98,408 | 99,332 | 99,022 |
| **20** | 98,470 | 98,247 | 98,288 | 97,997 | 99,168 | 98,492 |
| **25** | 98,037 | 97,687 | 97,738 | 97,387 | 98,931 | 97,663 |
| **30** | 97,566 | 97,036 | 97,113 | 96,613 | 98,591 | 96,566 |
| **35** | 96,899 | 96,144 | 96,256 | 95,573 | 98,076 | 95,154 |
| **40** | 95,916 | 94,925 | 95,093 | 94,091 | 97,321 | 93,134 |
| **45** | 94,440 | 93,188 | 93,403 | 92,135 | 96,255 | 90,310 |
| **50** | 92,043 | 90,470 | 90,756 | 89,062 | 94,411 | 86,268 |
| **55** | 88,386 | 86,474 | 86,806 | 84,846 | 91,554 | 80,737 |
| **60** | 82,814 | 80,562 | 80,828 | 79,238 | 87,233 | 73,234 |
| **65** | 75,696 | 73,177 | 73,308 | 72,507 | 81,450 | 64,944 |
| **70** | 66,244 | 63,219 | 63,097 | 63,742 | 72,772 | 53,689 |
| **75** | 54,817 | 52,721 | 52,244 | 54,903 | 58,483 | 42,102 |
| **80+** | 40,826 | 39,919 | 39,384 | 42,508 | 40,956 | 30,272 |
| **Perempuan**<br>*Female* | | | | | | |
| **0** | 100,000 | 100,000 | 100,000 | 100,000 | 100,000 | 100,000 |
| **1** | 99,364 | 99,313 | 99,351 | 99,115 | 99,622 | 99,374 |
| **5** | 99,253 | 99,189 | 99,239 | 98,927 | 99,545 | 99,236 |
| **10** | 99,181 | 99,106 | 99,163 | 98,805 | 99,492 | 99,193 |
| **15** | 99,083 | 98,996 | 99,067 | 98,621 | 99,432 | 99,100 |
| **20** | 98,948 | 98,841 | 98,917 | 98,445 | 99,366 | 98,947 |
| **25** | 98,777 | 98,646 | 98,731 | 98,206 | 99,270 | 98,654 |
| **30** | 98,538 | 98,365 | 98,459 | 97,886 | 99,127 | 98,346 |
| **35** | 98,184 | 97,949 | 98,056 | 97,419 | 98,932 | 97,915 |
| **40** | 97,654 | 97,322 | 97,446 | 96,711 | 98,655 | 97,269 |
| **45** | 96,842 | 96,368 | 96,513 | 95,663 | 98,196 | 96,281 |
| **50** | 95,462 | 94,770 | 94,938 | 93,951 | 97,344 | 94,585 |
| **55** | 93,321 | 92,303 | 92,471 | 91,487 | 96,040 | 92,057 |
| **60** | 90,053 | 88,606 | 88,711 | 88,079 | 94,129 | 87,836 |
| **65** | 85,377 | 83,439 | 83,441 | 83,424 | 91,184 | 81,656 |
| **70** | 78,707 | 75,824 | 75,766 | 76,122 | 86,435 | 72,728 |
| **75** | 69,252 | 66,388 | 66,232 | 67,219 | 77,129 | 61,146 |
| **80+** | 55,898 | 53,457 | 53,377 | 53,872 | 62,412 | 47,448 |

**Nota:** [1] **Termasuk etnik Lain-lain (Warganegara) dan Bukan warganegara**

*Notes:* *Includes Others (Citizens) and Non-citizens*

[p] **Permulaan**

*Preliminary*

**Jadual 1.9: Penakat mengikut jantina, umur dan kumpulan etnik, Malaysia, 2026[e]**

*Table 1.9: Survivors by sex, age and ethnic group, Malaysia, 2026 [e]*

| Umur *Age* | Jumlah[1] *Total [1]* | Bumiputera | | | Cina *Chinese* | India *Indians* |
|---|---|---|---|---|---|---|
| | | Jumlah *Total* | Melayu *Malay* | Bumiputera lain *Other Bumiputera* | | |
| **Lelaki** *Male* | | | | | | |
| **0** | 100,000 | 100,000 | 100,000 | 100,000 | 100,000 | 100,000 |
| **1** | 99,309 | 99,263 | 99,287 | 99,139 | 99,516 | 99,357 |
| **5** | 99,180 | 99,116 | 99,154 | 98,913 | 99,438 | 99,271 |
| **10** | 99,086 | 99,007 | 99,047 | 98,792 | 99,390 | 99,185 |
| **15** | 98,957 | 98,848 | 98,887 | 98,642 | 99,337 | 99,087 |
| **20** | 98,550 | 98,335 | 98,350 | 98,230 | 99,185 | 98,628 |
| **25** | 98,120 | 97,755 | 97,778 | 97,609 | 98,964 | 97,811 |
| **30** | 97,675 | 97,126 | 97,184 | 96,811 | 98,645 | 96,723 |
| **35** | 96,995 | 96,204 | 96,308 | 95,698 | 98,105 | 95,256 |
| **40** | 95,999 | 94,962 | 95,129 | 94,163 | 97,307 | 93,322 |
| **45** | 94,526 | 93,234 | 93,434 | 92,280 | 96,269 | 90,505 |
| **50** | 92,194 | 90,608 | 90,850 | 89,445 | 94,481 | 86,602 |
| **55** | 88,517 | 86,538 | 86,819 | 85,183 | 91,655 | 81,325 |
| **60** | 83,058 | 80,680 | 80,948 | 79,393 | 87,614 | 73,835 |
| **65** | 75,840 | 73,121 | 73,190 | 72,768 | 81,869 | 65,579 |
| **70** | 66,650 | 63,463 | 63,391 | 63,790 | 73,551 | 54,746 |
| **75** | 55,359 | 52,822 | 52,317 | 55,111 | 60,451 | 43,174 |
| **80+** | 41,760 | 40,721 | 40,160 | 43,427 | 42,351 | 31,569 |
| **Perempuan** *Female* | | | | | | |
| **0** | 100,000 | 100,000 | 100,000 | 100,000 | 100,000 | 100,000 |
| **1** | 99,389 | 99,344 | 99,381 | 99,138 | 99,621 | 99,365 |
| **5** | 99,288 | 99,234 | 99,278 | 98,990 | 99,558 | 99,219 |
| **10** | 99,213 | 99,150 | 99,204 | 98,850 | 99,487 | 99,176 |
| **15** | 99,121 | 99,044 | 99,112 | 98,678 | 99,429 | 99,086 |
| **20** | 98,998 | 98,898 | 98,965 | 98,533 | 99,363 | 98,964 |
| **25** | 98,837 | 98,711 | 98,779 | 98,346 | 99,268 | 98,686 |
| **30** | 98,621 | 98,449 | 98,516 | 98,084 | 99,145 | 98,402 |
| **35** | 98,280 | 98,045 | 98,130 | 97,612 | 98,948 | 98,002 |
| **40** | 97,753 | 97,419 | 97,519 | 96,917 | 98,679 | 97,311 |
| **45** | 96,947 | 96,472 | 96,595 | 95,863 | 98,249 | 96,302 |
| **50** | 95,530 | 94,832 | 94,988 | 94,064 | 97,417 | 94,575 |
| **55** | 93,390 | 92,364 | 92,537 | 91,518 | 96,120 | 92,013 |
| **60** | 90,182 | 88,692 | 88,828 | 88,019 | 94,347 | 87,903 |
| **65** | 85,480 | 83,474 | 83,490 | 83,380 | 91,432 | 81,814 |
| **70** | 79,068 | 76,185 | 76,156 | 76,323 | 86,893 | 73,479 |
| **75** | 69,921 | 66,879 | 66,763 | 67,488 | 78,307 | 62,396 |
| **80+** | 56,784 | 54,412 | 54,304 | 54,987 | 63,468 | 48,203 |

**Nota:** [1] **Termasuk etnik Lain-lain (Warganegara) dan Bukan warganegara**

*Notes:* *Includes Others (Citizens) and Non-citizens*

[e] **Anggaran**

*Estimates*

**Jadual 1.10: Jangkaan hayat ketika lahir mengikut kumpulan etnik utama dan jantina, Malaysia, 1957-2026**

*Table 1.10: Life expectancy at birth by major ethnic group and sex, Malaysia, 1957-2026*

| Tahun *Year* | Lelaki dan Perempuan *Both sexes* | Jumlah[1] *Total* [1] | | Bumiputera | | Cina *Chinese* | | India *Indians* | |
|---|---|---|---|---|---|---|---|---|---|
| | | Lelaki *Male* | Perempuan *Female* | Lelaki *Male* | Perempuan *Female* | Lelaki *Male* | Perempuan *Female* | Lelaki *Male* | Perempuan *Female* |
| **1957** | .. | 55.8 | 58.2 | 50.2 | 53.4 | 59.5 | 66.7 | 57.5 | 54.6 |
| **1966** | .. | 63.1 | 66.0 | 61.3 | 62.5 | 66.2 | 72.2 | 62.5 | 61.9 |
| **1967** | .. | 63.5 | 66.3 | 61.7 | 63.0 | 66.6 | 71.9 | 62.2 | 62.1 |
| **1968** | .. | 63.3 | 66.1 | 61.7 | 62.9 | 66.2 | 71.7 | 61.4 | 60.2 |
| **1969** | .. | 63.8 | 66.7 | 62.4 | 63.8 | 66.6 | 72.0 | 61.6 | 61.2 |
| **1970** | .. | 61.6 | 65.6 | 60.8 | 62.7 | 64.0 | 71.3 | 59.0 | 61.3 |
| **1971** | .. | 62.6 | 66.5 | 62.3 | 64.1 | 64.6 | 71.5 | 59.2 | 61.8 |
| **1972** | .. | 62.8 | 66.8 | 62.6 | 64.5 | 64.8 | 71.6 | 59.2 | 61.8 |
| **1973** | .. | 63.2 | 67.4 | 63.3 | 65.3 | 65.0 | 71.9 | 59.2 | 62.0 |
| **1974** | .. | 63.6 | 68.0 | 63.7 | 66.0 | 65.5 | 72.4 | 59.3 | 62.4 |
| **1975** | .. | 64.3 | 68.7 | 64.4 | 66.6 | 66.0 | 72.9 | 59.9 | 63.3 |
| **1976** | .. | 64.7 | 69.2 | 64.7 | 67.2 | 66.5 | 73.2 | 60.6 | 64.4 |
| **1977** | .. | 65.3 | 69.8 | 65.4 | 68.0 | 66.9 | 73.5 | 61.5 | 65.3 |
| **1978** | .. | 65.6 | 70.0 | 65.7 | 68.4 | 67.2 | 73.7 | 62.0 | 65.9 |
| **1979** | .. | 65.8 | 70.4 | 66.2 | 69.1 | 67.6 | 73.8 | 62.2 | 66.4 |
| **1980** | .. | 66.4 | 70.5 | 66.5 | 68.9 | 68.0 | 74.0 | 62.1 | 67.0 |
| **1981** | .. | 66.9 | 71.2 | 67.0 | 69.8 | 68.6 | 74.5 | 62.4 | 67.4 |
| **1982** | .. | 67.1 | 71.3 | 67.1 | 69.7 | 69.1 | 74.7 | 62.6 | 67.5 |
| **1983** | .. | 67.1 | 71.6 | 67.2 | 70.1 | 69.0 | 74.9 | 62.4 | 67.7 |
| **1984** | .. | 67.2 | 71.8 | 67.4 | 70.5 | 69.2 | 75.1 | 62.4 | 67.9 |
| **1985** | .. | 67.7 | 72.4 | 67.9 | 71.2 | 69.5 | 75.5 | 63.0 | 68.8 |
| **1986** | .. | 68.2 | 72.6 | 68.3 | 71.4 | 70.0 | 75.7 | 63.5 | 69.3 |
| **1987** | .. | 68.5 | 72.9 | 68.6 | 71.7 | 70.3 | 75.9 | 64.2 | 69.4 |
| **1988** | .. | 68.7 | 73.1 | 68.8 | 71.9 | 70.5 | 76.0 | 64.3 | 69.7 |
| **1989** | .. | 68.8 | 73.3 | 68.8 | 72.2 | 70.5 | 76.2 | 64.3 | 69.8 |
| **1990** | .. | 68.9 | 73.5 | 69.0 | 72.4 | 70.6 | 76.3 | 64.4 | 70.4 |
| **1991** | 71.2 | 69.2 | 73.4 | 69.4 | 72.3 | 70.7 | 76.4 | 64.2 | 71.3 |
| **1992** | 71.5 | 69.4 | 73.8 | 69.6 | 72.9 | 70.9 | 76.6 | 64.4 | 71.8 |
| **1993** | 71.7 | 69.6 | 74.0 | 69.6 | 73.1 | 71.4 | 76.7 | 64.7 | 72.0 |
| **1994** | 71.7 | 69.5 | 74.1 | 69.6 | 73.2 | 71.6 | 76.8 | 64.7 | 72.3 |
| **1995** | 71.8 | 69.5 | 74.3 | 69.5 | 73.4 | 71.9 | 77.1 | 64.9 | 72.4 |
| **1996** | 71.8 | 69.5 | 74.3 | 69.4 | 73.4 | 71.9 | 77.2 | 64.8 | 72.5 |
| **1997** | 72.0 | 69.7 | 74.5 | 69.5 | 73.5 | 72.2 | 77.3 | 65.2 | 73.0 |
| **1998** | 71.8 | 69.5 | 74.3 | 69.0 | 73.2 | 72.1 | 77.3 | 65.1 | 73.0 |
| **1999** | 71.9 | 69.7 | 74.4 | 68.9 | 73.1 | 72.2 | 77.4 | 65.3 | 73.4 |

**Nota:** **Data bagi tahun 1957-1990 adalah merujuk kepada Semenanjung Malaysia**

*Notes:* *Data for year 1957-1990 refers to Peninsular Malaysia*

[1] **Termasuk etnik Lain-lain (Warganegara) dan Bukan warganegara**

*Includes Others (Citizens) and Non-citizens*

**.. Data tidak diperoleh**

*Data not acquired*

**Jadual 1.10: Jangkaan hayat ketika lahir mengikut kumpulan etnik utama dan jantina, Malaysia, 1957-2026 (samb.)**

*Table 1.10: Life expectancy at birth by major ethnic group and sex, Malaysia, 1957-2026 (cont'd)*

| Tahun *Year* | Lelaki dan Perempuan *Both sexes* | Jumlah[1] *Total* [1] | | Bumiputera | | Cina *Chinese* | | India *Indians* | |
|---|---|---|---|---|---|---|---|---|---|
| | | Lelaki *Male* | Perempuan *Female* | Lelaki *Male* | Perempuan *Female* | Lelaki *Male* | Perempuan *Female* | Lelaki *Male* | Perempuan *Female* |
| **2000** | 72.2 | 70.0 | 74.6 | 69.0 | 73.3 | 72.4 | 77.6 | 65.7 | 73.5 |
| **2001** | 72.8 | 70.6 | 75.1 | 69.6 | 73.9 | 72.8 | 77.8 | 66.6 | 74.1 |
| **2002** | 72.8 | 70.7 | 75.2 | 69.6 | 73.9 | 73.0 | 77.9 | 66.7 | 74.2 |
| **2003** | 73.0 | 70.8 | 75.5 | 69.7 | 74.2 | 73.2 | 78.1 | 66.7 | 74.5 |
| **2004** | 73.3 | 71.1 | 75.8 | 70.0 | 74.6 | 73.4 | 78.3 | 67.1 | 75.0 |
| **2005** | 73.6 | 71.4 | 76.0 | 70.2 | 74.8 | 73.7 | 78.5 | 67.5 | 75.2 |
| **2006** | 73.7 | 71.6 | 76.1 | 70.3 | 74.9 | 73.9 | 78.7 | 67.8 | 75.3 |
| **2007** | 73.7 | 71.6 | 76.2 | 70.3 | 74.9 | 74.0 | 78.8 | 67.7 | 75.4 |
| **2008** | 73.7 | 71.6 | 76.2 | 70.2 | 75.0 | 74.1 | 78.9 | 67.6 | 75.5 |
| **2009** | 73.9 | 71.7 | 76.3 | 70.4 | 75.1 | 74.2 | 78.9 | 67.5 | 75.5 |
| **2010** | 74.1 | 71.9 | 76.6 | 70.7 | 75.4 | 74.4 | 79.1 | 67.6 | 75.7 |
| **2011** | 74.3 | 72.1 | 76.8 | 70.9 | 75.6 | 74.6 | 79.3 | 67.6 | 75.8 |
| **2012** | 74.4 | 72.2 | 76.9 | 71.0 | 75.7 | 74.8 | 79.6 | 67.6 | 75.8 |
| **2013** | 74.5 | 72.3 | 76.9 | 71.1 | 75.7 | 74.8 | 79.6 | 67.7 | 75.8 |
| **2014** | 74.5 | 72.4 | 77.0 | 71.2 | 75.8 | 74.8 | 79.7 | 67.7 | 75.8 |
| **2015** | 74.6 | 72.5 | 77.1 | 71.2 | 75.9 | 74.9 | 79.8 | 67.8 | 76.0 |
| **2016** | 74.4 | 72.1 | 77.0 | 70.7 | 75.7 | 74.9 | 80.0 | 68.0 | 76.0 |
| **2017** | 74.4 | 72.1 | 77.1 | 70.6 | 75.7 | 74.8 | 80.1 | 67.8 | 75.9 |
| **2018** | 74.6 | 72.3 | 77.2 | 70.9 | 75.9 | 75.0 | 80.2 | 68.1 | 76.0 |
| **2019** | 74.8 | 72.5 | 77.4 | 71.1 | 76.2 | 75.2 | 80.4 | 68.4 | 76.1 |
| **2020** | 74.7 | 72.5 | 77.2 | 71.7 | 76.4 | 74.1 | 79.6 | 68.2 | 75.5 |
| **2021** | 74.0 | 71.8 | 76.5 | 71.0 | 75.6 | 73.6 | 79.4 | 67.2 | 74.7 |
| **2022** | 73.8 | 71.5 | 76.4 | 70.7 | 75.5 | 73.6 | 79.5 | 67.0 | 74.6 |
| **2023** | 74.0 | 71.7 | 76.6 | 70.8 | 75.6 | 73.7 | 79.7 | 66.9 | 74.5 |
| **2024** | 74.9 | 72.6 | 77.5 | 71.6 | 76.6 | 74.3 | 80.2 | 67.9 | 75.4 |
| **2025[p]** | 75.2 | 73.0 | 77.8 | 72.0 | 76.9 | 74.7 | 80.5 | 68.4 | 75.6 |
| **2026[e]** | 75.5 | 73.2 | 78.1 | 72.1 | 77.1 | 75.1 | 80.8 | 68.8 | 75.8 |

**Nota:** [1] **Termasuk etnik Lain-lain (Warganegara) dan Bukan warganegara** [p] **Permulaan** [e] **Anggaran**

*Notes:* *Includes Others (Citizens) and Non-citizens* *Preliminary* *Estimates*

**2010-2019:** **Berdasarkan Banci Penduduk dan Perumahan Malaysia 2010 (Banci 2010)**
*Based on Population and Housing Census of Malaysia 2010 (Census 2010)*

**2020-2025:** **Berdasarkan Banci Penduduk dan Perumahan Malaysia 2020 (Banci 2020)**
*Based on Population and Housing Census of Malaysia 2020 (Census 2020)*

**Jadual 1.11: Jangkaan hayat ketika lahir mengikut jantina, kumpulan etnik dan negeri, Malaysia, 2024**

*Table 1.11: Life expectancy at birth by sex, ethnic group and state, Malaysia, 2024*

| Tahun *Year* | Jumlah *Total* | Warganegara *Citizens* | | | | | | Bukan warganegara *Non-citizens* |
|---|---|---|---|---|---|---|---|---|
| | | Jumlah[1] *Total* [1] | Bumiputera | | | Cina *Chinese* | India *Indians* | |
| | | | Jumlah *Total* | Melayu *Malay* | Bumiputera lain *Other Bumiputera* | | | |
| **Lelaki dan Perempuan** *Both sexes* | | | | | | | | |
| **Malaysia** | **74.9** | **74.4** | **74.0** | **74.0** | **73.8** | **77.0** | **71.4** | **81.8** |
| Johor | 74.4 | 73.8 | 73.1 | 73.1 | 74.2 | 76.0 | 70.0 | 82.5 |
| Kedah | 72.7 | 72.4 | 72.2 | 72.2 | 77.3 | 75.1 | 70.1 | 83.9 |
| Kelantan | 72.9 | 72.7 | 72.6 | 72.7 | N/A | 75.7 | 72.2 | 81.7 |
| Melaka | 73.9 | 73.7 | 72.8 | 72.8 | 76.5 | 76.7 | 70.4 | 73.1 |
| Negeri Sembilan | 73.5 | 73.3 | 72.7 | 72.8 | 69.9 | 76.7 | 70.5 | 79.0 |
| Pahang | 72.8 | 72.6 | 72.4 | 72.7 | 70.1 | 74.2 | 70.5 | 66.8 |
| Perak | 73.5 | 73.2 | 72.0 | 72.1 | 70.3 | 76.6 | 70.8 | 73.7 |
| Perlis | 73.0 | 72.7 | 72.4 | 72.4 | N/A | 75.1 | 72.8 | 77.8 |
| Pulau Pinang | 74.6 | 74.3 | 72.2 | 72.1 | 80.4 | 77.1 | 69.0 | 79.7 |
| Sabah | 74.7 | 73.0 | 73.3 | 68.1 | 74.2 | 72.5 | 68.7 | 84.0 |
| Sarawak | 75.0 | 74.7 | 73.8 | 74.4 | 73.5 | 77.4 | 71.8 | 80.7 |
| Selangor | 77.6 | 77.3 | 78.0 | 78.1 | 72.4 | 78.4 | 72.7 | 80.1 |
| Terengganu | 72.0 | 71.8 | 71.8 | 71.8 | 75.0 | 75.3 | 66.7 | 78.4 |
| W.P. Kuala Lumpur | 76.8 | 76.6 | 77.4 | 77.5 | 76.0 | 76.9 | 72.8 | 76.2 |
| W.P. Labuan | 76.4 | 76.3 | 76.1 | 69.8 | 79.6 | 76.4 | 75.7 | 76.7 |
| W.P. Putrajaya | 73.5 | 73.3 | 73.3 | 73.3 | 71.1 | N/A | N/A | N/A |
| **Lelaki** *Male* | | | | | | | | |
| **Malaysia** | **72.6** | **71.9** | **71.6** | **71.7** | **71.6** | **74.3** | **67.9** | **81.5** |
| Johor | 72.3 | 71.3 | 70.8 | 70.8 | 72.6 | 73.3 | 66.4 | 82.2 |
| Kedah | 70.0 | 69.5 | 69.5 | 69.4 | 75.1 | 72.0 | 65.6 | 83.9 |
| Kelantan | 70.3 | 70.1 | 70.0 | 70.0 | N/A | 72.9 | 68.7 | 79.9 |
| Melaka | 71.4 | 70.9 | 70.3 | 70.2 | 72.6 | 74.1 | 66.4 | 72.0 |
| Negeri Sembilan | 70.9 | 70.5 | 70.2 | 70.3 | 68.5 | 73.7 | 67.1 | 78.6 |
| Pahang | 70.5 | 70.0 | 70.0 | 70.1 | 68.3 | 71.2 | 67.1 | 65.1 |
| Perak | 70.7 | 70.1 | 69.1 | 69.3 | 67.4 | 73.4 | 66.5 | 71.7 |
| Perlis | 70.2 | 69.9 | 69.6 | 69.5 | N/A | 72.6 | 70.8 | 74.5 |
| Pulau Pinang | 72.2 | 71.8 | 70.1 | 70.0 | 78.6 | 74.5 | 65.4 | 79.6 |
| Sabah | 72.7 | 70.7 | 71.1 | 65.8 | 72.1 | 70.0 | 64.7 | 83.5 |
| Sarawak | 72.6 | 72.2 | 71.4 | 72.3 | 70.9 | 74.6 | 68.1 | 80.3 |
| Selangor | 75.7 | 75.1 | 76.1 | 76.2 | 68.1 | 75.9 | 69.5 | 80.8 |
| Terengganu | 69.7 | 69.3 | 69.3 | 69.2 | 74.3 | 72.2 | 64.7 | 77.0 |
| W.P. Kuala Lumpur | 74.8 | 74.3 | 75.4 | 75.5 | 73.8 | 74.6 | 70.1 | 73.8 |
| W.P. Labuan | 74.4 | 74.1 | 74.2 | 67.6 | 78.1 | 74.8 | 74.0 | 75.8 |
| W.P. Putrajaya | 71.9 | 71.6 | 71.7 | 71.8 | 66.6 | N/A | N/A | N/A |

**Nota:** [1] **Termasuk etnik Lain-lain (Warganegara)**
*Notes:* *Includes Others (Citizens)*

[e] **Anggaran**
*Estimates*

**N/A - Jangkaan hayat ketika lahir tidak dapat dikira disebabkan kekurangan data untuk membuat pengiraan**
*Life expectancy at birth cannot be calculated due to insufficient data to make calculation*

**Jadual 1.11: Jangkaan hayat ketika lahir mengikut jantina, kumpulan etnik dan negeri, Malaysia, 2024 (samb.)**

*Table 1.11: Life expectancy at birth by sex, ethnic group and state, Malaysia, 2024 (cont'd)*

| Tahun *Year* | Jumlah *Total* | Warganegara *Citizens* | | | | | | Bukan warganegara *Non-citizens* |
|---|---|---|---|---|---|---|---|---|
| | | Jumlah[1] *Total* [1] | Bumiputera | | | Cina *Chinese* | India *Indians* | |
| | | | Jumlah *Total* | Melayu *Malay* | Bumiputera lain *Other Bumiputera* | | | |
| **Perempuan** *Female* | | | | | | | | |
| **Malaysia** | **77.5** | **77.3** | **76.6** | **76.6** | **76.3** | **80.2** | **75.4** | **82.4** |
| Johor | 77.0 | 76.7 | 75.7 | 75.7 | 75.5 | 79.2 | 74.0 | 82.7 |
| Kedah | 75.7 | 75.6 | 75.1 | 75.1 | 78.9 | 78.7 | 74.8 | 83.8 |
| Kelantan | 75.7 | 75.6 | 75.5 | 75.5 | N/A | 79.3 | 77.4 | 82.8 |
| Melaka | 76.8 | 76.7 | 75.6 | 75.6 | 80.4 | 79.8 | 74.6 | 74.3 |
| Negeri Sembilan | 76.5 | 76.5 | 75.5 | 75.7 | 71.3 | 80.2 | 74.3 | 79.7 |
| Pahang | 75.6 | 75.6 | 75.2 | 75.5 | 72.1 | 77.9 | 74.6 | 70.5 |
| Perak | 76.7 | 76.7 | 75.0 | 75.1 | 73.7 | 80.4 | 75.4 | 75.9 |
| Perlis | 75.9 | 75.6 | 75.4 | 75.3 | N/A | 78.1 | 74.8 | 81.8 |
| Pulau Pinang | 77.3 | 77.1 | 74.4 | 74.4 | 82.5 | 80.0 | 72.9 | 79.8 |
| Sabah | 77.0 | 75.6 | 75.8 | 70.4 | 76.4 | 76.0 | 76.9 | 84.5 |
| Sarawak | 77.7 | 77.6 | 76.5 | 76.8 | 76.3 | 80.8 | 78.1 | 81.0 |
| Selangor | 80.0 | 79.9 | 80.1 | 80.1 | 75.1 | 81.3 | 76.4 | 77.1 |
| Terengganu | 74.7 | 74.6 | 74.5 | 74.5 | 75.9 | 79.2 | 69.3 | 79.9 |
| W.P. Kuala Lumpur | 79.2 | 79.1 | 79.5 | 79.6 | 78.1 | 79.6 | 76.0 | 79.7 |
| W.P. Labuan | 78.8 | 78.9 | 78.4 | 72.2 | 81.5 | 78.3 | 85.4 | 77.3 |
| W.P. Putrajaya | 75.0 | 74.8 | 74.8 | 74.7 | 84.0 | N/A | N/A | N/A |

**Nota:** [1] **Termasuk etnik Lain-lain (Warganegara)**
*Notes:* *Includes Others (Citizens)*

[e] **Anggaran**
*Estimates*

**N/A - Jangkaan hayat ketika lahir tidak dapat dikira disebabkan kekurangan data untuk membuat pengiraan**
*Life expectancy at birth cannot be calculated due to insufficient data to make calculation*

**Jadual 1.12: Jangkaan hayat ketika lahir mengikut jantina, kumpulan etnik dan negeri, Malaysia, 2025[p]**

*Table 1.12: Life expectancy at birth by sex, ethnic group and state, Malaysia, 2025 [p]*

| Tahun *Year* | Jumlah *Total* | Warganegara *Citizens* | | | | | | Bukan warganegara *Non-citizens* |
|---|---|---|---|---|---|---|---|---|
| | | Jumlah[1] *Total [1]* | Bumiputera | | | Cina *Chinese* | India *Indians* | |
| | | | Jumlah *Total* | Melayu *Malay* | Bumiputera lain *Other Bumiputera* | | | |
| **Lelaki dan Perempuan** *Both sexes* | | | | | | | | |
| **Malaysia** | **75.2** | **74.8** | **74.3** | **74.4** | **74.2** | **77.4** | **71.8** | **81.9** |
| Johor | 74.6 | 74.1 | 73.4 | 73.4 | 73.8 | 76.2 | 70.1 | 82.9 |
| Kedah | 72.9 | 72.6 | 72.3 | 72.3 | N/A | 75.5 | 70.2 | 84.0 |
| Kelantan | 73.5 | 73.3 | 73.2 | 73.2 | 68.3 | 76.6 | 71.9 | 81.3 |
| Melaka | 74.5 | 74.2 | 73.4 | 73.4 | 75.8 | 77.3 | 70.8 | 74.5 |
| Negeri Sembilan | 73.9 | 73.6 | 73.1 | 73.2 | 70.2 | 77.2 | 70.7 | 79.0 |
| Pahang | 73.3 | 73.1 | 72.9 | 73.2 | 70.3 | 74.8 | 71.2 | 66.9 |
| Perak | 73.8 | 73.6 | 72.3 | 72.4 | 72.1 | 76.9 | 71.1 | 75.3 |
| Perlis | 73.3 | 73.1 | 72.8 | 72.7 | N/A | 76.0 | 73.9 | 76.0 |
| Pulau Pinang | 75.1 | 74.9 | 72.9 | 72.8 | 80.0 | 77.6 | 69.7 | 80.2 |
| Sabah | 75.0 | 73.4 | 73.7 | 68.0 | 74.6 | 72.7 | 68.2 | 84.0 |
| Sarawak | 75.3 | 75.0 | 74.1 | 74.6 | 73.8 | 77.7 | 73.1 | 79.8 |
| Selangor | 77.9 | 77.6 | 78.1 | 78.2 | 71.7 | 78.7 | 73.1 | 80.3 |
| Terengganu | 72.6 | 72.4 | 72.3 | 72.3 | 73.5 | 76.3 | 68.9 | 79.4 |
| W.P. Kuala Lumpur | 77.2 | 76.9 | 77.5 | 77.6 | 75.0 | 77.3 | 73.6 | 76.3 |
| W.P. Labuan | 76.6 | 76.6 | 76.6 | 70.6 | 79.8 | 76.9 | 75.7 | 73.4 |
| W.P. Putrajaya | 73.6 | 73.5 | 73.5 | 73.5 | N/A | N/A | N/A | N/A |
| **Lelaki** *Male* | | | | | | | | |
| **Malaysia** | **73.0** | **72.3** | **72.0** | **72.0** | **71.9** | **74.7** | **68.4** | **81.5** |
| Johor | 72.5 | 71.5 | 71.0 | 71.0 | 72.0 | 73.5 | 66.5 | 82.8 |
| Kedah | 70.2 | 69.8 | 69.7 | 69.6 | N/A | 72.4 | 65.8 | 83.7 |
| Kelantan | 70.8 | 70.6 | 70.5 | 70.5 | 67.7 | 74.0 | 67.4 | 78.9 |
| Melaka | 71.9 | 71.4 | 70.8 | 70.8 | 73.4 | 74.4 | 66.9 | 73.5 |
| Negeri Sembilan | 71.3 | 70.8 | 70.6 | 70.7 | 68.4 | 74.2 | 67.1 | 78.6 |
| Pahang | 71.0 | 70.6 | 70.5 | 70.7 | 68.2 | 71.7 | 68.0 | 65.7 |
| Perak | 71.1 | 70.5 | 69.6 | 69.6 | 69.6 | 73.7 | 66.8 | 74.1 |
| Perlis | 70.4 | 70.1 | 69.7 | 69.7 | N/A | 73.8 | 72.6 | 71.5 |
| Pulau Pinang | 72.8 | 72.4 | 70.8 | 70.8 | 79.7 | 75.0 | 66.5 | 80.2 |
| Sabah | 72.9 | 71.0 | 71.4 | 65.9 | 72.4 | 70.1 | 63.6 | 83.3 |
| Sarawak | 72.9 | 72.5 | 71.6 | 72.2 | 71.3 | 75.1 | 69.5 | 79.7 |
| Selangor | 76.0 | 75.4 | 76.3 | 76.4 | 66.1 | 76.3 | 70.1 | 80.9 |
| Terengganu | 70.2 | 69.9 | 69.8 | 69.8 | 70.9 | 73.8 | 65.0 | 77.0 |
| W.P. Kuala Lumpur | 75.0 | 74.6 | 75.6 | 75.6 | 73.4 | 74.8 | 70.7 | 74.0 |
| W.P. Labuan | 74.4 | 74.2 | 74.4 | 67.7 | 78.3 | 74.3 | 72.1 | 73.2 |
| W.P. Putrajaya | 71.8 | 71.6 | 71.6 | 71.7 | N/A | N/A | N/A | N/A |

**Nota:** [1] **Termasuk etnik Lain-lain (Warganegara)**
*Notes:* *Includes Others (Citizens)*

[e] **Anggaran**
*Estimates*

**N/A - Jangkaan hayat ketika lahir tidak dapat dikira disebabkan kekurangan data untuk membuat pengiraan**
*Life expectancy at birth cannot be calculated due to insufficient data to make calculation*

**Jadual 1.12: Jangkaan hayat ketika lahir mengikut jantina, kumpulan etnik dan negeri, Malaysia, 2025[p] (samb.)**
*Table 1.12: Life expectancy at birth by sex, ethnic group and state, Malaysia, 2025 [p] (cont'd)*

| Tahun *Year* | Jumlah *Total* | Warganegara *Citizens* | | | | | | Bukan warganegara *Non-citizens* |
|---|---|---|---|---|---|---|---|---|
| | | Jumlah[1] *Total [1]* | Bumiputera | | | Cina *Chinese* | India *Indians* | |
| | | | Jumlah *Total* | Melayu *Malay* | Bumiputera lain *Other Bumiputera* | | | |
| **Perempuan** *Female* | | | | | | | | |
| **Malaysia** | **77.8** | **77.6** | **76.9** | **76.9** | **76.7** | **80.5** | **75.6** | **82.5** |
| Johor | 77.2 | 77.0 | 76.0 | 76.1 | 75.3 | 79.4 | 74.1 | 82.5 |
| Kedah | 75.8 | 75.7 | 75.2 | 75.2 | N/A | 79.0 | 74.7 | 84.3 |
| Kelantan | 76.3 | 76.2 | 76.1 | 76.1 | 69.1 | 79.8 | 76.4 | 83.1 |
| Melaka | 77.4 | 77.3 | 76.1 | 76.1 | 78.3 | 80.7 | 74.9 | 75.7 |
| Negeri Sembilan | 76.9 | 76.8 | 75.8 | 76.0 | 71.9 | 80.7 | 74.7 | 79.6 |
| Pahang | 76.1 | 76.1 | 75.7 | 75.9 | 72.6 | 78.7 | 75.0 | 69.6 |
| Perak | 77.0 | 77.0 | 75.3 | 75.3 | 74.8 | 80.7 | 75.6 | 76.4 |
| Perlis | 76.4 | 76.2 | 76.0 | 75.9 | N/A | 78.4 | 74.7 | 80.3 |
| Pulau Pinang | 77.8 | 77.6 | 75.1 | 75.0 | 80.9 | 80.6 | 73.3 | 80.3 |
| Sabah | 77.5 | 76.1 | 76.3 | 70.1 | 77.0 | 76.2 | 78.0 | 84.8 |
| Sarawak | 78.0 | 77.9 | 76.8 | 77.3 | 76.6 | 80.8 | 79.9 | 79.9 |
| Selangor | 80.2 | 80.1 | 80.2 | 80.3 | 76.3 | 81.5 | 76.5 | 77.3 |
| Terengganu | 75.2 | 75.2 | 75.1 | 75.1 | 76.7 | 79.4 | 74.7 | 82.6 |
| W.P. Kuala Lumpur | 79.6 | 79.5 | 79.6 | 79.6 | 77.0 | 80.1 | 77.0 | 79.6 |
| W.P. Labuan | 79.2 | 79.4 | 79.1 | 74.2 | 81.5 | 78.3 | 86.8 | 73.7 |
| W.P. Putrajaya | 75.4 | 75.3 | 75.3 | 75.2 | N/A | N/A | N/A | N/A |

**Nota:** [1] **Termasuk etnik Lain-lain (Warganegara)**
*Notes: Includes Others (Citizens)*

[e] **Anggaran**
*Estimates*

**N/A - Jangkaan hayat ketika lahir tidak dapat dikira disebabkan kekurangan data untuk membuat pengiraan**
*Life expectancy at birth cannot be calculated due to insufficient data to make calculation*

**Jadual 1.13: Jangkaan hayat ketika lahir mengikut jantina, kumpulan etnik dan negeri, Malaysia, 2026[e]**

*Table 1.13: Life expectancy at birth by sex, ethnic group and state, Malaysia, 2026 [e]*

| Tahun *Year* | Jumlah *Total* | Warganegara *Citizens* | | | | | | Bukan warganegara *Non-citizens* |
|---|---|---|---|---|---|---|---|---|
| | | Jumlah[1] *Total [1]* | Bumiputera | | | Cina *Chinese* | India *Indians* | |
| | | | Jumlah *Total* | Melayu *Malay* | Bumiputera lain *Other Bumiputera* | | | |
| **Lelaki dan Perempuan** *Both sexes* | | | | | | | | |
| **Malaysia** | **75.5** | **75.0** | **74.5** | **74.5** | **74.5** | **77.7** | **72.1** | **82.0** |
| Johor | 74.9 | 74.3 | 73.6 | 73.6 | 73.2 | 76.6 | 70.2 | 83.1 |
| Kedah | 73.0 | 72.8 | 72.4 | 72.4 | 80.5 | 76.1 | 70.5 | 84.6 |
| Kelantan | 73.6 | 73.5 | 73.3 | 73.4 | 67.7 | 77.3 | 75.1 | 80.9 |
| Melaka | 74.8 | 74.5 | 73.6 | 73.6 | 75.8 | 77.6 | 71.2 | 75.2 |
| Negeri Sembilan | 74.2 | 74.0 | 73.5 | 73.6 | 69.8 | 77.5 | 70.8 | 78.6 |
| Pahang | 73.6 | 73.4 | 73.1 | 73.3 | 70.6 | 75.5 | 71.7 | 66.5 |
| Perak | 74.0 | 73.7 | 72.6 | 72.6 | 73.3 | 76.9 | 71.1 | 76.7 |
| Perlis | 73.4 | 73.2 | 72.8 | 72.8 | N/A | 76.8 | 78.4 | 77.6 |
| Pulau Pinang | 75.5 | 75.2 | 73.1 | 73.1 | N/A | 78.0 | 70.0 | 81.0 |
| Sabah | 75.1 | 73.6 | 73.9 | 68.4 | 74.8 | 72.9 | 69.3 | 83.6 |
| Sarawak | 75.5 | 75.3 | 74.4 | 74.7 | 74.2 | 78.1 | 74.0 | 78.6 |
| Selangor | 78.2 | 77.9 | 78.3 | 78.4 | 72.4 | 79.2 | 73.6 | 80.8 |
| Terengganu | 72.8 | 72.7 | 72.6 | 72.6 | 73.2 | 76.5 | 68.9 | 80.2 |
| W.P. Kuala Lumpur | 77.3 | 77.1 | 77.5 | 77.6 | 74.1 | 77.4 | 74.4 | 74.6 |
| W.P. Labuan | 77.0 | 77.1 | 77.2 | 71.3 | 80.5 | 78.3 | 71.3 | 71.4 |
| W.P. Putrajaya | 74.6 | 74.6 | 74.7 | 74.6 | N/A | N/A | 71.2 | N/A |
| **Lelaki** *Male* | | | | | | | | |
| **Malaysia** | **73.2** | **72.5** | **72.1** | **72.1** | **72.2** | **75.1** | **68.8** | **81.7** |
| Johor | 72.7 | 71.8 | 71.2 | 71.2 | 71.4 | 74.0 | 66.8 | 83.2 |
| Kedah | 70.3 | 69.8 | 69.6 | 69.6 | 85.4 | 73.1 | 66.2 | 84.0 |
| Kelantan | 70.9 | 70.7 | 70.6 | 70.6 | 65.9 | 74.8 | 72.3 | 77.9 |
| Melaka | 72.0 | 71.6 | 70.9 | 70.9 | 76.0 | 74.4 | 67.0 | 75.0 |
| Negeri Sembilan | 71.5 | 71.1 | 70.9 | 71.0 | 65.7 | 74.7 | 67.2 | 78.5 |
| Pahang | 71.3 | 70.8 | 70.6 | 70.8 | 68.6 | 72.4 | 68.2 | 65.4 |
| Perak | 71.2 | 70.6 | 69.8 | 69.8 | 71.4 | 73.7 | 66.6 | 76.5 |
| Perlis | 70.0 | 69.7 | 69.3 | 69.2 | N/A | 74.8 | 75.8 | 76.2 |
| Pulau Pinang | 73.1 | 72.7 | 71.1 | 71.0 | N/A | 75.4 | 66.9 | 81.8 |
| Sabah | 73.0 | 71.2 | 71.6 | 66.2 | 72.5 | 70.5 | 65.1 | 82.7 |
| Sarawak | 73.3 | 72.9 | 72.0 | 72.3 | 71.8 | 75.6 | 70.3 | 78.6 |
| Selangor | 76.4 | 75.8 | 76.5 | 76.6 | 65.7 | 76.9 | 70.9 | 81.3 |
| Terengganu | 70.3 | 70.0 | 69.9 | 69.9 | 69.0 | 73.8 | 63.5 | 77.9 |
| W.P. Kuala Lumpur | 75.1 | 74.6 | 75.6 | 75.7 | 71.9 | 74.7 | 71.3 | 72.6 |
| W.P. Labuan | 75.1 | 75.0 | 75.4 | 68.7 | 79.4 | 73.9 | 64.6 | 71.5 |
| W.P. Putrajaya | 72.5 | 72.5 | 72.7 | 72.6 | N/A | N/A | 68.7 | N/A |

**Nota:** [1] **Termasuk etnik Lain-lain (Warganegara)** [e] **Anggaran**

*Notes:* *Includes Others (Citizens)* *Estimates*

**N/A - Jangkaan hayat ketika lahir tidak dapat dikira disebabkan kekurangan data untuk membuat pengiraan**

*Life expectancy at birth cannot be calculated due to insufficient data to make calculation*

**Jadual 1.13: Jangkaan hayat ketika lahir mengikut jantina, kumpulan etnik dan negeri, Malaysia, 2026[e] (samb.)**
*Table 1.13: Life expectancy at birth by sex, ethnic group and state, Malaysia, 2026 [e] (cont'd)*

| Tahun *Year* | Jumlah *Total* | Warganegara *Citizens* | | | | | | Bukan warganegara *Non-citizens* |
|---|---|---|---|---|---|---|---|---|
| | | Jumlah[1] *Total [1]* | Bumiputera | | | Cina *Chinese* | India *Indians* | |
| | | | Jumlah *Total* | Melayu *Malay* | Bumiputera lain *Other Bumiputera* | | | |
| **Perempuan** *Female* | | | | | | | | |
| **Malaysia** | **78.1** | **77.9** | **77.1** | **77.2** | **76.9** | **80.8** | **75.8** | **82.4** |
| Johor | 77.4 | 77.2 | 76.3 | 76.3 | 74.5 | 79.7 | 74.0 | 81.9 |
| Kedah | 76.0 | 75.9 | 75.4 | 75.4 | 76.1 | 79.4 | 74.9 | 85.0 |
| Kelantan | 76.5 | 76.4 | 76.3 | 76.3 | 70.0 | 80.4 | 78.2 | 83.5 |
| Melaka | 77.8 | 77.7 | 76.5 | 76.5 | 76.9 | 81.3 | 75.5 | 75.4 |
| Negeri Sembilan | 77.3 | 77.2 | 76.4 | 76.4 | 74.6 | 80.8 | 74.9 | 79.1 |
| Pahang | 76.3 | 76.3 | 75.9 | 76.1 | 72.8 | 79.3 | 75.7 | 69.3 |
| Perak | 77.2 | 77.1 | 75.5 | 75.5 | 75.2 | 80.7 | 75.8 | 76.7 |
| Perlis | 77.0 | 76.8 | 76.5 | 76.5 | N/A | 79.2 | 81.0 | 79.3 |
| Pulau Pinang | 78.0 | 77.9 | 75.3 | 75.3 | N/A | 81.0 | 73.4 | 80.3 |
| Sabah | 77.6 | 76.4 | 76.6 | 70.6 | 77.2 | 76.2 | 78.2 | 84.7 |
| Sarawak | 78.1 | 78.0 | 77.0 | 77.4 | 76.8 | 80.9 | 81.5 | 78.8 |
| Selangor | 80.4 | 80.2 | 80.3 | 80.4 | 77.6 | 81.8 | 76.6 | 77.6 |
| Terengganu | 75.7 | 75.6 | 75.5 | 75.5 | 78.2 | 79.8 | 78.8 | 83.2 |
| W.P. Kuala Lumpur | 79.9 | 79.8 | 79.6 | 79.7 | 76.5 | 80.5 | 77.9 | 77.6 |
| W.P. Labuan | 79.3 | 79.5 | 79.2 | 74.5 | 81.7 | 82.8 | 80.8 | 71.2 |
| W.P. Putrajaya | 76.6 | 76.6 | 76.6 | 76.5 | N/A | N/A | 74.0 | N/A |

**Nota:** [1] **Termasuk etnik Lain-lain (Warganegara)**
*Notes: Includes Others (Citizens)*

[e] **Anggaran**
*Estimates*

**N/A - Jangkaan hayat ketika lahir tidak dapat dikira disebabkan kekurangan data untuk membuat pengiraan**
*Life expectancy at birth cannot be calculated due to insufficient data to make calculation*

**Jadual 1.14: Jangkaan hayat ketika lahir mengikut negeri, daerah pentadbiran dan jantina, Malaysia, 2024**
*Table 1.14: Life expectancy at birth by state, administrative district and sex, Malaysia, 2024*

| Negeri dan daerah pentadbiran<br>*State and administrative district* | Jangkaan hayat ketika lahir<br>*Life expectancy at birth* | | |
|---|---|---|---|
| | Lelaki dan Perempuan<br>*Both Sexes* | Lelaki<br>*Male* | Perempuan<br>*Female* |
| **Malaysia** | **74.9** | **72.6** | **77.5** |
| **Johor** | **74.4** | **72.3** | **77.0** |
| Batu Pahat | **74.4** | 72.1 | 77.0 |
| Johor Bahru | **76.1** | 74.1 | 78.5 |
| Kluang | **72.4** | 70.6 | 74.7 |
| Kota Tinggi | **69.8** | 67.7 | 72.2 |
| Mersing | **69.7** | 67.4 | 72.9 |
| Muar | **74.6** | 72.8 | 76.9 |
| Pontian | **71.6** | 68.9 | 74.8 |
| Segamat | **71.7** | 69.0 | 75.0 |
| Kulai | **76.8** | 74.7 | 79.3 |
| Tangkak | **74.2** | 71.9 | 76.9 |
| **Kedah** | **72.7** | **70.0** | **75.7** |
| Baling | **69.4** | 66.4 | 72.7 |
| Bandar Baharu | **69.9** | 67.2 | 73.0 |
| Kota Setar | **72.4** | 69.5 | 75.5 |
| Kuala Muda | **74.2** | 71.7 | 77.0 |
| Kubang Pasu | **72.9** | 69.5 | 76.5 |
| Kulim | **74.8** | 72.4 | 77.5 |
| Langkawi | **72.3** | 69.8 | 75.1 |
| Padang Terap | **70.7** | 68.2 | 73.5 |
| Sik | **69.7** | 66.7 | 73.0 |
| Yan | **73.5** | 71.4 | 75.7 |
| Pendang | **69.3** | 66.3 | 72.8 |
| Pokok Sena | **70.7** | 68.9 | 72.9 |
| **Kelantan**[1] | **72.9** | **70.3** | **75.7** |
| Bachok | **73.0** | 69.9 | 76.2 |
| Kota Bharu | **73.6** | 71.1 | 76.3 |
| Machang | **72.8** | 69.9 | 75.9 |
| Pasir Mas | **72.9** | 70.2 | 75.8 |
| Pasir Puteh | **71.6** | 68.8 | 74.7 |
| Tanah Merah | **73.2** | 70.9 | 75.7 |
| Tumpat | **72.6** | 69.7 | 75.7 |
| Gua Musang | **72.3** | 70.3 | 74.7 |
| Kuala Krai | **71.9** | 69.3 | 74.7 |
| Jeli | **72.6** | 70.5 | 74.9 |
| Kecil Lojing | **65.3** | 65.0 | 65.6 |
| **Melaka** | **73.9** | **71.4** | **76.8** |
| Alor Gajah | **73.3** | 70.7 | 76.0 |
| Jasin | **73.4** | 71.0 | 76.1 |
| Melaka Tengah | **74.2** | 71.6 | 77.2 |
| **Negeri Sembilan** | **73.5** | **70.9** | **76.5** |
| Jelebu | **73.3** | 70.7 | 76.5 |
| Kuala Pilah | **71.7** | 68.7 | 75.1 |
| Port Dickson | **72.0** | 69.7 | 74.8 |
| Rembau | **71.9** | 69.0 | 75.1 |
| Seremban | **74.8** | 72.2 | 77.7 |
| Tampin | **71.9** | 69.4 | 74.8 |
| Jempol | **71.4** | 68.7 | 74.6 |

**Nota**/*Note* : [1] **Jajahan**

**Jadual 1.14: Jangkaan hayat ketika lahir mengikut negeri, daerah pentadbiran dan jantina, Malaysia, 2024 (samb.)**
*Table 1.14: Life expectancy at birth by state, administrative district and sex, Malaysia, 2024 (cont'd)*

| Negeri dan daerah pentadbiran<br>*State and administrative district* | Jangkaan hayat ketika lahir<br>*Life expectancy at birth* | | |
|---|---|---|---|
| | Lelaki dan Perempuan<br>*Both Sexes* | Lelaki<br>*Male* | Perempuan<br>*Female* |
| **Pahang** | **72.8** | **70.5** | **75.6** |
| Bentong | **73.4** | 71.1 | 76.3 |
| Cameron Highlands | **76.2** | 74.4 | 78.6 |
| Jerantut | **71.1** | 68.5 | 74.3 |
| Kuantan | **75.5** | 73.3 | 78.1 |
| Lipis | **73.5** | 72.0 | 75.4 |
| Pekan | **69.6** | 67.5 | 72.0 |
| Raub | **72.7** | 69.8 | 76.3 |
| Temerloh | **71.7** | 69.1 | 74.7 |
| Rompin | **68.2** | 65.8 | 71.1 |
| Maran | **69.7** | 67.2 | 72.5 |
| Bera | **72.0** | 69.0 | 75.6 |
| **Perak** | **73.5** | **70.7** | **76.7** |
| Batang Padang | **72.3** | 69.3 | 75.9 |
| Manjung | **73.4** | 70.9 | 76.2 |
| Kinta | **75.9** | 73.2 | 78.9 |
| Kerian | **70.9** | 68.2 | 73.8 |
| Kuala Kangsar | **71.9** | 68.8 | 75.2 |
| Larut & Matang | **71.8** | 68.6 | 75.4 |
| Hilir Perak | **72.0** | 69.2 | 75.3 |
| Hulu Perak | **71.2** | 68.4 | 74.6 |
| Perak Tengah | **70.8** | 67.7 | 74.2 |
| Kampar | **74.1** | 70.9 | 77.7 |
| Muallim | **74.8** | 71.8 | 78.0 |
| Bagan Datuk | **73.9** | 70.8 | 77.5 |
| Selama | **68.2** | 65.4 | 71.5 |
| **Perlis** | **73.0** | **70.2** | **75.9** |
| **Pulau Pinang** | **74.6** | **72.2** | **77.3** |
| Seberang Perai Tengah | **74.3** | 72.2 | 76.7 |
| Seberang Perai Utara | **73.4** | 71.0 | 76.1 |
| Seberang Perai Selatan | **70.8** | 68.6 | 73.4 |
| Timur Laut | **76.1** | 73.6 | 78.8 |
| Barat Daya | **75.0** | 72.5 | 77.8 |
| **Sabah** | **74.7** | **72.7** | **77.0** |
| Tawau | **76.2** | 74.4 | 78.4 |
| Lahad Datu | **77.1** | 75.7 | 78.7 |
| Semporna | **73.3** | 71.4 | 75.5 |
| Sandakan | **77.1** | 75.3 | 79.2 |
| Kinabatangan | **78.5** | 77.9 | 79.2 |
| Beluran | **73.5** | 72.3 | 74.9 |
| Kota Kinabalu | **77.3** | 75.2 | 79.8 |
| Ranau | **71.1** | 68.5 | 74.1 |
| Kota Belud | **72.1** | 70.1 | 74.1 |
| Tuaran | **71.1** | 68.5 | 74.1 |
| Penampang | **77.2** | 75.2 | 79.6 |
| Papar | **70.3** | 68.5 | 72.5 |
| Kudat | **72.4** | 69.3 | 76.1 |
| Kota Marudu | **70.2** | 67.0 | 74.0 |
| Pitas | **68.5** | 66.5 | 70.7 |
| Beaufort | **67.4** | 65.8 | 69.4 |
| Kuala Penyu | **66.0** | 63.2 | 69.5 |
| Sipitang | **72.2** | 70.4 | 74.3 |
| Tenom | **70.8** | 68.4 | 73.4 |
| Nabawan | **75.7** | 73.1 | 78.9 |
| Keningau | **73.9** | 71.1 | 77.2 |
| Tambunan | **70.4** | 67.6 | 73.5 |
| Kunak | **74.6** | 73.2 | 76.4 |
| Tongod | **77.5** | 75.2 | 80.2 |
| Putatan | **71.9** | 69.2 | 75.2 |
| Telupid | **77.2** | 74.8 | 80.4 |
| Kalabakan | **77.3** | 75.8 | 79.1 |
| Membakut | **69.9** | 67.9 | 72.4 |

**Jadual 1.14: Jangkaan hayat ketika lahir mengikut negeri, daerah pentadbiran dan jantina, Malaysia, 2024 (samb.)**
*Table 1.14: Life expectancy at birth by state, administrative district and sex, Malaysia, 2024 (cont'd)*

| Negeri dan daerah pentadbiran<br>*State and administrative district* | Jangkaan hayat ketika lahir<br>*Life expectancy at birth* | | |
|---|---|---|---|
| | Lelaki dan Perempuan<br>*Both Sexes* | Lelaki<br>*Male* | Perempuan<br>*Female* |
| **Sarawak** | **75.0** | **72.6** | **77.7** |
| Kuching | **77.0** | 74.4 | 80.0 |
| Bau | **74.6** | 71.7 | 78.2 |
| Lundu | **74.4** | 72.1 | 77.3 |
| Samarahan | **80.3** | 79.2 | 81.4 |
| Serian | **71.7** | 68.6 | 75.5 |
| Simunjan | **72.6** | 70.2 | 75.6 |
| Sri Aman | **72.9** | 69.5 | 76.9 |
| Lubok Antu | **73.0** | 69.7 | 76.9 |
| Betong | **72.3** | 71.0 | 73.8 |
| Saratok | **73.6** | 70.9 | 76.3 |
| Sarikei | **73.7** | 70.4 | 77.5 |
| Maradong | **69.4** | 66.7 | 72.4 |
| Daro | **70.6** | 68.8 | 72.7 |
| Julau | **72.4** | 68.9 | 76.4 |
| Sibu | **76.1** | 73.4 | 79.1 |
| Dalat | **72.0** | 69.8 | 74.3 |
| Mukah | **72.1** | 69.9 | 74.8 |
| Kanowit | **68.4** | 63.7 | 73.9 |
| Bintulu | **77.2** | 75.5 | 79.4 |
| Tatau | **74.3** | 72.8 | 76.3 |
| Kapit | **72.0** | 69.5 | 74.7 |
| Song | **67.0** | 63.6 | 70.5 |
| Belaga | **72.6** | 71.9 | 73.4 |
| Miri | **75.2** | 73.1 | 77.7 |
| Marudi | **69.7** | 67.5 | 72.3 |
| Limbang | **73.7** | 71.0 | 76.8 |
| Lawas | **73.5** | 70.5 | 77.1 |
| Matu | **72.5** | 71.5 | 73.6 |
| Asajaya | **74.3** | 72.4 | 76.4 |
| Pakan | **73.3** | 70.6 | 76.4 |
| Selangau | **73.6** | 70.9 | 76.9 |
| Tebedu | **75.0** | 72.9 | 77.2 |
| Pusa | **70.7** | 68.0 | 73.6 |
| Kabong | **70.8** | 67.1 | 75.0 |
| Tanjung Manis | **70.4** | 67.7 | 74.1 |
| Sebauh | **71.0** | 69.8 | 72.3 |
| Bukit Mabong | **70.7** | 69.5 | 72.4 |
| Subis | **71.2** | 69.3 | 73.7 |
| Beluru | **72.4** | 70.7 | 74.2 |
| Telang Usan | **71.1** | 68.5 | 74.3 |
| Gedong | **72.9** | 71.3 | 74.7 |
| Sebuyau | **71.9** | 70.8 | 73.2 |
| Siburan | **75.3** | 71.8 | 79.4 |
| Pantu | **78.2** | 75.3 | 81.5 |
| Lingga | **75.1** | 74.0 | 76.7 |
| **Selangor** | **77.6** | **75.7** | **80.0** |
| Gombak | **77.7** | 75.5 | 80.2 |
| Klang | **77.6** | 75.2 | 80.3 |
| Kuala Langat | **75.5** | 73.2 | 78.2 |
| Kuala Selangor | **75.1** | 72.2 | 78.3 |
| Petaling | **79.9** | 78.0 | 82.1 |
| Sabak Bernam | **68.1** | 65.3 | 71.5 |
| Sepang | **78.6** | 76.6 | 80.7 |
| Ulu Langat | **77.7** | 75.5 | 80.2 |
| Ulu Selangor | **75.0** | 72.3 | 78.1 |
| **Terengganu** | **72.0** | **69.7** | **74.7** |
| Besut | **71.6** | 68.7 | 74.7 |
| Dungun | **70.8** | 68.6 | 73.2 |
| Kemaman | **71.6** | 69.8 | 73.7 |
| Kuala Terengganu | **71.4** | 68.8 | 74.3 |
| Marang | **72.9** | 70.5 | 75.5 |
| Hulu Terengganu | **72.2** | 70.0 | 74.8 |
| Setiu | **71.2** | 68.9 | 73.8 |
| Kuala Nerus | **74.1** | 71.4 | 77.0 |
| **W.P. Kuala Lumpur** | **76.8** | **74.8** | **79.2** |
| **W.P. Labuan** | **76.4** | **74.4** | **78.8** |
| **W.P. Putrajaya** | **73.5** | **71.9** | **75.0** |

**Jadual 1.15: Jangkaan hayat ketika lahir mengikut negeri, daerah pentadbiran dan jantina, Malaysia, 2025[p]**

*Table 1.15: Life expectancy at birth by state, administrative district and sex, Malaysia, 2025 [p]*

| Negeri dan daerah pentadbiran<br>*State and administrative district* | Jangkaan hayat ketika lahir<br>*Life expectancy at birth* | | |
|---|---|---|---|
| | Lelaki dan Perempuan<br>*Both Sexes* | Lelaki<br>*Male* | Perempuan<br>*Female* |
| **Malaysia** | **75.2** | **73.0** | **77.8** |
| **Johor** | **74.6** | **72.5** | **77.2** |
| Batu Pahat | **74.6** | 72.3 | 77.2 |
| Johor Bahru | **76.2** | 74.3 | 78.5 |
| Kluang | **72.5** | 70.5 | 75.1 |
| Kota Tinggi | **69.9** | 67.7 | 72.5 |
| Mersing | **69.9** | 67.4 | 73.1 |
| Muar | **75.3** | 73.6 | 77.4 |
| Pontian | **71.9** | 69.0 | 75.5 |
| Segamat | **72.3** | 69.5 | 75.6 |
| Kulai | **77.2** | 75.0 | 79.7 |
| Tangkak | **73.8** | 71.2 | 76.9 |
| **Kedah** | **72.9** | **70.2** | **75.8** |
| Baling | **69.7** | 66.9 | 72.7 |
| Bandar Baharu | **70.4** | 67.9 | 73.1 |
| Kota Setar | **72.6** | 69.7 | 75.6 |
| Kuala Muda | **74.4** | 71.8 | 77.2 |
| Kubang Pasu | **72.8** | 69.4 | 76.5 |
| Kulim | **75.2** | 72.8 | 77.8 |
| Langkawi | **72.3** | 70.0 | 74.9 |
| Padang Terap | **70.6** | 68.0 | 73.6 |
| Sik | **70.2** | 67.2 | 73.5 |
| Yan | **72.9** | 70.8 | 75.1 |
| Pendang | **69.5** | 66.6 | 72.9 |
| Pokok Sena | **71.6** | 70.1 | 73.4 |
| **Kelantan[1]** | **73.5** | **70.8** | **76.3** |
| Bachok | **73.2** | 70.1 | 76.5 |
| Kota Bharu | **74.3** | 71.8 | 76.9 |
| Machang | **73.3** | 69.7 | 77.2 |
| Pasir Mas | **73.6** | 71.0 | 76.4 |
| Pasir Puteh | **72.1** | 69.2 | 75.1 |
| Tanah Merah | **73.8** | 71.4 | 76.4 |
| Tumpat | **73.0** | 70.0 | 76.1 |
| Gua Musang | **72.5** | 70.2 | 75.3 |
| Kuala Krai | **72.4** | 70.0 | 74.9 |
| Jeli | **73.1** | 70.5 | 75.9 |
| Kecil Lojing | **66.2** | 65.7 | 66.8 |
| **Melaka** | **74.5** | **71.9** | **77.4** |
| Alor Gajah | **73.8** | 71.2 | 76.6 |
| Jasin | **73.9** | 71.6 | 76.5 |
| Melaka Tengah | **74.8** | 72.1 | 77.9 |
| **Negeri Sembilan** | **73.9** | **71.3** | **76.9** |
| Jelebu | **73.1** | 70.7 | 76.3 |
| Kuala Pilah | **71.9** | 69.1 | 75.2 |
| Port Dickson | **72.1** | 69.5 | 75.2 |
| Rembau | **72.1** | 69.6 | 74.6 |
| Seremban | **75.3** | 72.8 | 78.1 |
| Tampin | **72.2** | 69.8 | 75.1 |
| Jempol | **71.6** | 68.7 | 75.1 |

**Nota**/*Note* : [1] **Jajahan**

[p] **Permulaan**/*Preliminary*

**Jadual 1.15: Jangkaan hayat ketika lahir mengikut negeri, daerah pentadbiran dan jantina, Malaysia, 2025[p] (samb.)**

*Table 1.15: Life expectancy at birth by state, administrative district and sex, Malaysia, 2025[p] (cont'd)*

| Negeri dan daerah pentadbiran<br>*State and administrative district* | Jangkaan hayat ketika lahir<br>*Life expectancy at birth* | | |
|---|---|---|---|
| | **Lelaki dan Perempuan**<br>*Both Sexes* | **Lelaki**<br>*Male* | **Perempuan**<br>*Female* |
| **Pahang** | **73.3** | **71.0** | **76.1** |
| Bentong | **73.6** | 71.5 | 76.3 |
| Cameron Highlands | **76.5** | 75.2 | 78.0 |
| Jerantut | **71.4** | 68.5 | 74.8 |
| Kuantan | **76.0** | 73.9 | 78.6 |
| Lipis | **73.9** | 72.2 | 76.1 |
| Pekan | **69.6** | 67.5 | 72.1 |
| Raub | **73.1** | 70.0 | 77.0 |
| Temerloh | **72.4** | 69.8 | 75.5 |
| Rompin | **68.8** | 66.7 | 71.3 |
| Maran | **70.0** | 67.6 | 72.7 |
| Bera | **72.6** | 69.8 | 75.9 |
| **Perak** | **73.8** | **71.1** | **77.0** |
| Batang Padang | **73.1** | 70.3 | 76.4 |
| Manjung | **73.9** | 71.5 | 76.6 |
| Kinta | **76.2** | 73.5 | 79.1 |
| Kerian | **71.0** | 68.2 | 74.0 |
| Kuala Kangsar | **72.0** | 69.1 | 75.2 |
| Larut & Matang | **72.0** | 68.9 | 75.6 |
| Hilir Perak | **72.3** | 69.7 | 75.3 |
| Hulu Perak | **71.7** | 68.7 | 75.4 |
| Perak Tengah | **71.4** | 68.2 | 75.1 |
| Kampar | **74.3** | 71.2 | 77.9 |
| Muallim | **75.1** | 72.4 | 78.0 |
| Bagan Datuk | **74.9** | 71.6 | 78.5 |
| Selama | **68.0** | 64.6 | 71.9 |
| **Perlis** | **73.3** | **70.4** | **76.4** |
| **Pulau Pinang** | **75.1** | **72.8** | **77.8** |
| Seberang Perai Tengah | **75.1** | 73.1 | 77.5 |
| Seberang Perai Utara | **73.8** | 71.6 | 76.3 |
| Seberang Perai Selatan | **72.1** | 69.8 | 74.7 |
| Timur Laut | **76.6** | 74.1 | 79.3 |
| Barat Daya | **75.5** | 72.9 | 78.4 |
| **Sabah** | **75.0** | **72.9** | **77.5** |
| Tawau | **76.3** | 74.3 | 78.7 |
| Lahad Datu | **77.9** | 76.5 | 79.5 |
| Semporna | **73.2** | 70.9 | 75.9 |
| Sandakan | **77.4** | 75.5 | 79.5 |
| Kinabatangan | **78.1** | 77.9 | 78.3 |
| Beluran | **73.6** | 72.5 | 75.0 |
| Kota Kinabalu | **77.5** | 75.2 | 80.2 |
| Ranau | **70.7** | 67.6 | 74.2 |
| Kota Belud | **72.5** | 70.5 | 74.5 |
| Tuaran | **71.5** | 69.0 | 74.4 |
| Penampang | **77.4** | 75.2 | 79.9 |
| Papar | **70.8** | 69.1 | 72.9 |
| Kudat | **72.2** | 69.3 | 75.7 |
| Kota Marudu | **70.7** | 67.8 | 74.0 |
| Pitas | **69.3** | 67.1 | 71.9 |
| Beaufort | **68.4** | 66.6 | 70.6 |
| Kuala Penyu | **67.4** | 64.1 | 71.4 |
| Sipitang | **72.1** | 70.2 | 74.3 |
| Tenom | **71.8** | 69.7 | 74.2 |
| Nabawan | **75.7** | 73.2 | 78.9 |
| Keningau | **74.1** | 71.0 | 78.0 |
| Tambunan | **71.4** | 68.6 | 74.5 |
| Kunak | **74.8** | 72.6 | 77.5 |
| Tongod | **77.3** | 75.4 | 79.5 |
| Putatan | **72.5** | 70.3 | 75.3 |
| Telupid | **79.0** | 77.8 | 80.4 |
| Kalabakan | **78.9** | 78.0 | 80.1 |
| Membakut | **69.1** | 66.9 | 71.8 |

[p] **Permulaan**/*Preliminary*

**Jadual 1.15: Jangkaan hayat ketika lahir mengikut negeri, daerah pentadbiran dan jantina, Malaysia, 2025[p] (samb.)**

*Table 1.15: Life expectancy at birth by state, administrative district and sex, Malaysia, 2025[p] (cont'd)*

| Negeri dan daerah pentadbiran<br>*State and administrative district* | Jangkaan hayat ketika lahir<br>*Life expectancy at birth* | | |
|---|---|---|---|
| | **Lelaki dan Perempuan**<br>*Both Sexes* | **Lelaki**<br>*Male* | **Perempuan**<br>*Female* |
| **Sarawak** | **75.3** | **72.9** | **78.0** |
| Kuching | **77.3** | 74.8 | 79.9 |
| Bau | **74.4** | 71.1 | 78.3 |
| Lundu | **74.6** | 72.4 | 77.2 |
| Samarahan | **80.6** | 79.3 | 82.0 |
| Serian | **71.0** | 67.5 | 75.1 |
| Simunjan | **72.6** | 70.4 | 75.2 |
| Sri Aman | **73.7** | 70.5 | 77.4 |
| Lubok Antu | **73.7** | 70.9 | 76.9 |
| Betong | **72.7** | 70.3 | 75.4 |
| Saratok | **73.1** | 70.5 | 76.0 |
| Sarikei | **73.7** | 69.9 | 78.1 |
| Maradong | **69.8** | 66.6 | 73.5 |
| Daro | **71.0** | 69.8 | 72.4 |
| Julau | **72.2** | 67.5 | 77.6 |
| Sibu | **76.7** | 74.3 | 79.4 |
| Dalat | **73.1** | 71.7 | 74.6 |
| Mukah | **72.4** | 70.5 | 74.8 |
| Kanowit | **69.5** | 65.3 | 74.5 |
| Bintulu | **77.2** | 75.7 | 79.2 |
| Tatau | **74.1** | 72.2 | 76.5 |
| Kapit | **71.8** | 69.6 | 74.2 |
| Song | **66.5** | 63.1 | 70.0 |
| Belaga | **73.3** | 72.4 | 74.2 |
| Miri | **75.8** | 73.5 | 78.6 |
| Marudi | **70.5** | 68.1 | 73.5 |
| Limbang | **74.1** | 71.8 | 76.8 |
| Lawas | **73.7** | 70.6 | 77.7 |
| Matu | **71.8** | 70.9 | 73.0 |
| Asajaya | **74.5** | 72.7 | 76.4 |
| Pakan | **73.0** | 70.4 | 76.1 |
| Selangau | **74.0** | 71.7 | 76.7 |
| Tebedu | **75.2** | 73.2 | 77.5 |
| Pusa | **70.4** | 67.8 | 73.1 |
| Kabong | **70.9** | 67.4 | 74.8 |
| Tanjung Manis | **70.6** | 67.7 | 74.3 |
| Sebauh | **71.3** | 70.0 | 73.0 |
| Bukit Mabong | **71.7** | 71.4 | 71.6 |
| Subis | **72.0** | 69.5 | 75.3 |
| Beluru | **73.5** | 73.0 | 74.0 |
| Telang Usan | **70.0** | 66.6 | 74.8 |
| Gedong | **75.0** | 74.8 | 75.3 |
| Sebuyau | **70.4** | 68.9 | 71.9 |
| Siburan | **74.9** | 71.6 | 79.0 |
| Pantu | **76.6** | 73.5 | 80.0 |
| Lingga | **73.8** | 72.6 | 75.6 |
| **Selangor** | **77.9** | **76.0** | **80.2** |
| Gombak | **78.1** | 75.9 | 80.5 |
| Klang | **77.9** | 75.7 | 80.5 |
| Kuala Langat | **75.6** | 73.3 | 78.2 |
| Kuala Selangor | **75.3** | 72.6 | 78.4 |
| Petaling | **80.2** | 78.3 | 82.3 |
| Sabak Bernam | **68.2** | 65.0 | 72.0 |
| Sepang | **78.9** | 77.0 | 81.0 |
| Ulu Langat | **78.0** | 76.0 | 80.3 |
| Ulu Selangor | **75.2** | 72.6 | 78.4 |
| **Terengganu** | **72.6** | **70.2** | **75.2** |
| Besut | **71.9** | 69.0 | 75.2 |
| Dungun | **71.4** | 69.3 | 73.8 |
| Kemaman | **72.5** | 70.6 | 74.7 |
| Kuala Terengganu | **72.3** | 69.9 | 74.8 |
| Marang | **73.3** | 71.0 | 75.9 |
| Hulu Terengganu | **72.5** | 70.0 | 75.5 |
| Setiu | **71.4** | 69.0 | 74.0 |
| Kuala Nerus | **73.9** | 71.1 | 76.9 |
| **W.P. Kuala Lumpur** | **77.2** | **75.0** | **79.6** |
| **W.P. Labuan** | **76.6** | **74.4** | **79.2** |
| **W.P. Putrajaya** | **73.6** | **71.8** | **75.4** |

[p] **Permulaan**/*Preliminary*

**Jadual 1.16: Jangkaan hayat ketika lahir mengikut negeri, daerah pentadbiran dan jantina, Malaysia, 2026[e]**

*Table 1.16: Life expectancy at birth by state, administrative district and sex, Malaysia, 2026 [e]*

| Negeri dan daerah pentadbiran<br>*State and administrative district* | Jangkaan hayat ketika lahir<br>*Life expectancy at birth* | | |
|---|---|---|---|
| | Lelaki dan Perempuan<br>*Both Sexes* | Lelaki<br>*Male* | Perempuan<br>*Female* |
| **Malaysia** | **75.5** | **73.2** | **78.1** |
| **Johor** | **74.9** | **72.7** | **77.4** |
| Batu Pahat | **74.8** | 72.4 | 77.5 |
| Johor Bahru | **76.3** | 74.5 | 78.4 |
| Kluang | **72.5** | 70.2 | 75.5 |
| Kota Tinggi | **70.4** | 68.3 | 72.8 |
| Mersing | **70.0** | 67.5 | 73.2 |
| Muar | **76.2** | 74.6 | 78.1 |
| Pontian | **72.2** | 69.0 | 76.4 |
| Segamat | **73.0** | 70.0 | 76.6 |
| Kulai | **77.4** | 75.4 | 79.8 |
| Tangkak | **73.2** | 70.4 | 76.7 |
| **Kedah** | **73.0** | **70.3** | **76.0** |
| Baling | **69.8** | 67.4 | 72.5 |
| Bandar Baharu | **70.8** | 67.7 | 74.1 |
| Kota Setar | **72.8** | 69.8 | 76.1 |
| Kuala Muda | **74.6** | 71.9 | 77.5 |
| Kubang Pasu | **72.7** | 69.2 | 76.3 |
| Kulim | **75.7** | 73.4 | 78.1 |
| Langkawi | **72.6** | 70.3 | 75.2 |
| Padang Terap | **70.4** | 67.5 | 73.7 |
| Sik | **70.1** | 66.6 | 74.1 |
| Yan | **71.5** | 69.0 | 74.2 |
| Pendang | **69.8** | 66.8 | 73.3 |
| Pokok Sena | **72.2** | 70.7 | 73.9 |
| **Kelantan[1]** | **73.6** | **70.9** | **76.5** |
| Bachok | **72.9** | 70.1 | 75.8 |
| Kota Bharu | **74.6** | 72.1 | 77.3 |
| Machang | **73.3** | 69.3 | 77.8 |
| Pasir Mas | **73.9** | 71.3 | 76.5 |
| Pasir Puteh | **71.9** | 69.1 | 75.1 |
| Tanah Merah | **73.9** | 71.6 | 76.3 |
| Tumpat | **73.2** | 70.5 | 76.1 |
| Gua Musang | **72.8** | 70.4 | 75.9 |
| Kuala Krai | **72.3** | 69.5 | 75.4 |
| Jeli | **73.6** | 70.5 | 77.2 |
| Kecil Lojing | **65.8** | 63.2 | 68.9 |
| **Melaka** | **74.8** | **72.0** | **77.8** |
| Alor Gajah | **74.0** | 71.5 | 76.4 |
| Jasin | **73.9** | 71.6 | 76.4 |
| Melaka Tengah | **75.2** | 72.1 | 78.7 |
| **Negeri Sembilan** | **74.2** | **71.5** | **77.3** |
| Jelebu | **73.1** | 71.1 | 75.7 |
| Kuala Pilah | **72.0** | 68.8 | 75.7 |
| Port Dickson | **72.2** | 69.4 | 75.7 |
| Rembau | **72.0** | 69.6 | 74.5 |
| Seremban | **75.8** | 73.2 | 78.7 |
| Tampin | **72.5** | 69.8 | 75.5 |
| Jempol | **71.7** | 68.6 | 75.3 |

**Nota**/*Note* : [1] **Jajahan**

[e] **Anggaran**/*Estimates*

**Jadual 1.16: Jangkaan hayat ketika lahir mengikut negeri, daerah pentadbiran dan jantina, Malaysia, 2026[e] (samb.)**

*Table 1.16: Life expectancy at birth by state, administrative district and sex, Malaysia, 2026[e] (cont'd)*

| Negeri dan daerah pentadbiran<br>*State and administrative district* | Jangkaan hayat ketika lahir<br>*Life expectancy at birth* | | |
|---|---|---|---|
| | Lelaki dan Perempuan<br>*Both Sexes* | Lelaki<br>*Male* | Perempuan<br>*Female* |
| **Pahang** | **73.6** | **71.3** | **76.3** |
| Bentong | **73.5** | 71.5 | 76.0 |
| Cameron Highlands | **77.3** | 76.9 | 77.5 |
| Jerantut | **71.9** | 68.8 | 75.6 |
| Kuantan | **76.5** | 74.3 | 79.0 |
| Lipis | **74.1** | 71.9 | 76.7 |
| Pekan | **69.6** | 67.3 | 72.2 |
| Raub | **73.9** | 70.5 | 78.0 |
| Temerloh | **72.8** | 70.0 | 76.2 |
| Rompin | **69.1** | 67.2 | 71.2 |
| Maran | **69.9** | 67.4 | 72.8 |
| Bera | **72.4** | 70.1 | 74.9 |
| **Perak** | **74.0** | **71.2** | **77.2** |
| Batang Padang | **74.0** | 71.6 | 76.7 |
| Manjung | **74.0** | 71.7 | 76.6 |
| Kinta | **76.3** | 73.5 | 79.3 |
| Kerian | **71.2** | 68.2 | 74.6 |
| Kuala Kangsar | **72.0** | 68.9 | 75.4 |
| Larut & Matang | **71.9** | 69.0 | 75.3 |
| Hilir Perak | **72.4** | 69.8 | 75.3 |
| Hulu Perak | **71.8** | 69.3 | 74.7 |
| Perak Tengah | **72.0** | 68.8 | 75.7 |
| Kampar | **74.1** | 70.7 | 78.1 |
| Muallim | **75.7** | 72.9 | 78.8 |
| Bagan Datuk | **75.3** | 71.8 | 79.2 |
| Selama | **68.3** | 64.6 | 72.6 |
| **Perlis** | **73.4** | **70.0** | **77.0** |
| **Pulau Pinang** | **75.5** | **73.1** | **78.0** |
| Seberang Perai Tengah | **75.5** | 73.6 | 77.8 |
| Seberang Perai Utara | **73.8** | 71.7 | 76.1 |
| Seberang Perai Selatan | **72.6** | 70.5 | 75.0 |
| Timur Laut | **77.0** | 74.4 | 79.8 |
| Barat Daya | **75.8** | 73.1 | 78.9 |
| **Sabah** | **75.1** | **73.0** | **77.6** |
| Tawau | **76.5** | 74.5 | 78.8 |
| Lahad Datu | **78.8** | 77.0 | 80.8 |
| Semporna | **73.0** | 70.6 | 75.8 |
| Sandakan | **77.5** | 75.9 | 79.3 |
| Kinabatangan | **77.6** | 77.5 | 77.7 |
| Beluran | **73.3** | 71.7 | 75.4 |
| Kota Kinabalu | **78.3** | 75.9 | 81.0 |
| Ranau | **71.0** | 68.2 | 74.2 |
| Kota Belud | **72.3** | 69.8 | 75.0 |
| Tuaran | **71.6** | 69.0 | 74.4 |
| Penampang | **77.0** | 74.6 | 79.9 |
| Papar | **70.7** | 69.1 | 72.6 |
| Kudat | **71.9** | 69.3 | 75.0 |
| Kota Marudu | **70.9** | 68.2 | 74.0 |
| Pitas | **68.4** | 65.5 | 72.0 |
| Beaufort | **68.6** | 66.4 | 71.3 |
| Kuala Penyu | **67.0** | 63.2 | 71.7 |
| Sipitang | **71.1** | 69.4 | 73.3 |
| Tenom | **72.2** | 70.2 | 74.3 |
| Nabawan | **74.8** | 72.3 | 78.0 |
| Keningau | **74.0** | 70.5 | 78.3 |
| Tambunan | **72.0** | 69.4 | 74.7 |
| Kunak | **75.0** | 72.5 | 78.8 |
| Tongod | **76.7** | 74.7 | 78.9 |
| Putatan | **73.3** | 71.5 | 75.5 |
| Telupid | **79.5** | 78.5 | 80.7 |
| Kalabakan | **80.4** | 79.8 | 81.2 |
| Membakut | **68.0** | 65.7 | 71.1 |

[e] **Anggaran**/*Estimates*

**Jadual 1.16: Jangkaan hayat ketika lahir mengikut negeri, daerah pentadbiran dan jantina, Malaysia, 2026[e] (samb.)**

*Table 1.16: Life expectancy at birth by state, administrative district and sex, Malaysia, 2026[e] (cont'd)*

| Negeri dan daerah pentadbiran<br>*State and administrative district* | Jangkaan hayat ketika lahir<br>*Life expectancy at birth* | | |
|---|---|---|---|
| | **Lelaki dan Perempuan**<br>*Both Sexes* | **Lelaki**<br>*Male* | **Perempuan**<br>*Female* |
| **Sarawak** | **75.5** | **73.3** | **78.1** |
| Kuching | **77.3** | 75.1 | 79.7 |
| Bau | **74.7** | 71.3 | 79.0 |
| Lundu | **74.2** | 71.9 | 77.1 |
| Samarahan | **80.9** | 79.1 | 82.8 |
| Serian | **70.5** | 67.1 | 74.6 |
| Simunjan | **72.0** | 69.7 | 74.8 |
| Sri Aman | **75.6** | 73.2 | 78.2 |
| Lubok Antu | **74.7** | 72.9 | 76.6 |
| Betong | **72.9** | 69.4 | 77.1 |
| Saratok | **73.2** | 70.9 | 75.5 |
| Sarikei | **73.7** | 69.5 | 78.5 |
| Maradong | **69.7** | 66.6 | 73.5 |
| Daro | **71.7** | 71.3 | 72.2 |
| Julau | **71.6** | 66.1 | 78.1 |
| Sibu | **77.1** | 74.9 | 79.4 |
| Dalat | **74.4** | 73.2 | 75.7 |
| Mukah | **72.8** | 70.7 | 75.2 |
| Kanowit | **70.7** | 66.7 | 75.4 |
| Bintulu | **77.3** | 76.3 | 78.6 |
| Tatau | **74.0** | 71.2 | 77.7 |
| Kapit | **72.3** | 70.0 | 74.7 |
| Song | **66.2** | 62.2 | 70.5 |
| Belaga | **72.4** | 70.8 | 75.1 |
| Miri | **76.4** | 74.1 | 79.3 |
| Marudi | **70.9** | 68.6 | 73.8 |
| Limbang | **74.2** | 72.9 | 75.7 |
| Lawas | **74.7** | 71.8 | 78.5 |
| Matu | **71.6** | 71.2 | 72.4 |
| Asajaya | **75.0** | 72.7 | 77.8 |
| Pakan | **71.5** | 69.0 | 74.7 |
| Selangau | **73.7** | 72.0 | 75.9 |
| Tebedu | **74.5** | 73.6 | 75.4 |
| Pusa | **70.7** | 68.9 | 72.7 |
| Kabong | **70.1** | 67.6 | 72.7 |
| Tanjung Manis | **72.4** | 70.3 | 75.0 |
| Sebauh | **71.8** | 70.9 | 73.0 |
| Bukit Mabong | **73.6** | 74.4 | 71.5 |
| Subis | **72.9** | 69.9 | 76.9 |
| Beluru | **74.5** | 73.1 | 76.2 |
| Telang Usan | **71.7** | 68.5 | 76.1 |
| Gedong | **74.4** | 75.1 | 73.8 |
| Sebuyau | **69.8** | 68.6 | 71.4 |
| Siburan | **75.9** | 73.0 | 79.3 |
| Pantu | **73.3** | 69.7 | 77.3 |
| Lingga | **70.8** | 68.3 | 74.2 |
| **Selangor** | **78.2** | **76.4** | **80.4** |
| Gombak | **78.1** | 76.0 | 80.6 |
| Klang | **77.5** | 75.8 | 79.5 |
| Kuala Langat | **74.9** | 72.8 | 77.3 |
| Kuala Selangor | **75.4** | 72.8 | 78.3 |
| Petaling | **80.2** | 78.7 | 82.0 |
| Sabak Bernam | **68.1** | 64.4 | 72.9 |
| Sepang | **78.7** | 76.9 | 81.0 |
| Ulu Langat | **78.4** | 76.8 | 80.3 |
| Ulu Selangor | **74.5** | 72.1 | 77.4 |
| **Terengganu** | **72.8** | **70.3** | **75.7** |
| Besut | **72.0** | 69.0 | 75.4 |
| Dungun | **71.8** | 69.6 | 74.4 |
| Kemaman | **73.0** | 71.2 | 75.2 |
| Kuala Terengganu | **72.5** | 70.1 | 75.0 |
| Marang | **74.2** | 71.9 | 76.8 |
| Hulu Terengganu | **72.4** | 69.3 | 76.1 |
| Setiu | **71.0** | 68.5 | 74.1 |
| Kuala Nerus | **74.0** | 70.7 | 77.7 |
| **W.P. Kuala Lumpur** | **77.3** | **75.1** | **79.9** |
| **W.P. Labuan** | **77.0** | **75.1** | **79.3** |
| **W.P. Putrajaya** | **74.6** | **72.5** | **76.6** |

[e] **Anggaran**/*Estimates*

**Muka surat ini sengaja dibiarkan kosong**

*This page is deliberately left blank*

# JADUAL HAYAT RINGKAS

## *ABRIGED LIFE TABLES*

# MALAYSIA

**Muka surat ini sengaja dibiarkan kosong**

*This page is deliberately left blank*

# JADUAL HAYAT RINGKAS

## *ABRIGED LIFE TABLES*

# MALAYSIA 2024

**Muka surat ini sengaja dibiarkan kosong**

*This page is deliberately left blank*

**Jadual 2.1: Jadual hayat ringkas mengikut jantina dan umur, Malaysia, 2024**
*Table 2.1: Abridged life table by sex and age, Malaysia, 2024*

| **Umur** *Age* | **Kebarangkalian mati di antara umur x dan umur x+n** *Probability of dying between age x and age x+n* | **Bilangan kematian di antara umur x dan umur x+n** *Number of deaths between age x and age x+n* | **Kadar tengah mortaliti di antara umur x dan umur x+n** *Central mortality rate between age x and age x+n* | **Penakat (orang yang masih hidup) pada umur tepat x** *Survivors at exact age x* | **Bilangan orang hidup-tahun di antara umur x dan umur x+n** *Number of person-years lived between age x and age x+n* | **Nisbah ketakatan** *Survival ratio* | **Jumlah bilangan orang hidup-tahun selepas umur tepat x** *Total number of person-years lived after exact age x* | **Jangkaan hayat** *Life expectancy* |
|---|---|---|---|---|---|---|---|---|
| **x** | $_nq_x$ | $_nd_x$ | $_nm_x$ | $l_x$ | $_nL_x$ | $_nS_x$ | $T_x$ | $e_x$ |
| **Lelaki dan Perempuan** *Both sexes* | | | | | | | | |
| **0** | 0.00686 | 686 | 0.00690 | 100,000 | 99,363 | 0.99256 [a] | 7,489,581 | 74.9 |
| **1** | 0.00137 | 136 | 0.00034 | 99,314 | 396,918 | 0.99878 [b] | 7,390,218 | 74.4 |
| **5** | 0.00087 | 86 | 0.00017 | 99,178 | 495,675 | 0.99893 | 6,993,300 | 70.5 |
| **10** | 0.00127 | 126 | 0.00025 | 99,092 | 495,146 | 0.99791 | 6,497,625 | 65.6 |
| **15** | 0.00291 | 288 | 0.00058 | 98,966 | 494,112 | 0.99692 | 6,002,479 | 60.7 |
| **20** | 0.00326 | 321 | 0.00065 | 98,678 | 492,589 | 0.99642 | 5,508,366 | 55.8 |
| **25** | 0.00390 | 384 | 0.00078 | 98,357 | 490,826 | 0.99539 | 5,015,778 | 51.0 |
| **30** | 0.00533 | 522 | 0.00107 | 97,973 | 488,562 | 0.99337 | 4,524,951 | 46.2 |
| **35** | 0.00794 | 774 | 0.00159 | 97,452 | 485,324 | 0.98995 | 4,036,389 | 41.4 |
| **40** | 0.01217 | 1,177 | 0.00245 | 96,678 | 480,449 | 0.98368 | 3,551,065 | 36.7 |
| **45** | 0.02052 | 1,960 | 0.00415 | 95,501 | 472,608 | 0.97378 | 3,070,616 | 32.2 |
| **50** | 0.03204 | 2,997 | 0.00651 | 93,542 | 460,215 | 0.95870 | 2,598,009 | 27.8 |
| **55** | 0.05086 | 4,605 | 0.01044 | 90,545 | 441,211 | 0.93927 | 2,137,793 | 23.6 |
| **60** | 0.07114 | 6,114 | 0.01475 | 85,940 | 414,414 | 0.91291 | 1,696,583 | 19.7 |
| **65** | 0.10426 | 8,323 | 0.02200 | 79,826 | 378,323 | 0.87329 | 1,282,168 | 16.1 |
| **70** | 0.15178 | 10,853 | 0.03285 | 71,503 | 330,383 | 0.80906 | 903,846 | 12.6 |
| **75** | 0.23710 | 14,380 | 0.05380 | 60,650 | 267,301 | 0.53388 [c] | 573,462 | 9.5 |
| **80+** | 1.00000 | 46,270 | 0.15113 | 46,270 | 306,162 | - | 306,162 | 6.6 |
| **Lelaki** *Male* | | | | | | | | |
| **0** | 0.00746 | 746 | 0.00751 | 100,000 | 99,302 | 0.99194 [a] | 7,263,297 | 72.6 |
| **1** | 0.00149 | 148 | 0.00037 | 99,254 | 396,666 | 0.99863 [b] | 7,163,995 | 72.2 |
| **5** | 0.00098 | 97 | 0.00020 | 99,106 | 495,288 | 0.99875 | 6,767,329 | 68.3 |
| **10** | 0.00152 | 150 | 0.00030 | 99,009 | 494,668 | 0.99712 | 6,272,041 | 63.3 |
| **15** | 0.00424 | 419 | 0.00085 | 98,858 | 493,246 | 0.99564 | 5,777,373 | 58.4 |
| **20** | 0.00448 | 441 | 0.00090 | 98,440 | 491,097 | 0.99529 | 5,284,127 | 53.7 |
| **25** | 0.00494 | 484 | 0.00099 | 97,999 | 488,784 | 0.99417 | 4,793,031 | 48.9 |
| **30** | 0.00672 | 656 | 0.00135 | 97,515 | 485,935 | 0.99157 | 4,304,246 | 44.1 |
| **35** | 0.01014 | 982 | 0.00204 | 96,859 | 481,840 | 0.98721 | 3,818,312 | 39.4 |
| **40** | 0.01547 | 1,483 | 0.00312 | 95,877 | 475,677 | 0.97920 | 3,336,472 | 34.8 |
| **45** | 0.02622 | 2,475 | 0.00531 | 94,394 | 465,783 | 0.96660 | 2,860,795 | 30.3 |
| **50** | 0.04077 | 3,747 | 0.00832 | 91,919 | 450,227 | 0.94726 | 2,395,012 | 26.1 |
| **55** | 0.06521 | 5,750 | 0.01348 | 88,172 | 426,484 | 0.92367 | 1,944,785 | 22.1 |
| **60** | 0.08822 | 7,272 | 0.01846 | 82,422 | 393,930 | 0.89307 | 1,518,301 | 18.4 |
| **65** | 0.12745 | 9,578 | 0.02722 | 75,150 | 351,807 | 0.84867 | 1,124,371 | 15.0 |
| **70** | 0.17870 | 11,718 | 0.03925 | 65,573 | 298,569 | 0.77865 | 772,564 | 11.8 |
| **75** | 0.27329 | 14,718 | 0.06331 | 53,855 | 232,479 | 0.50953 [c] | 473,994 | 8.8 |
| **80+** | 1.00000 | 39,137 | 0.16205 | 39,137 | 241,515 | - | 241,515 | 6.2 |
| **Perempuan** *Female* | | | | | | | | |
| **0** | 0.00621 | 621 | 0.00625 | 100,000 | 99,421 | 0.99326 [a] | 7,752,172 | 77.5 |
| **1** | 0.00124 | 124 | 0.00031 | 99,379 | 397,207 | 0.99891 [b] | 7,652,751 | 77.0 |
| **5** | 0.00075 | 74 | 0.00015 | 99,255 | 496,089 | 0.99913 | 7,255,544 | 73.1 |
| **10** | 0.00100 | 99 | 0.00020 | 99,181 | 495,656 | 0.99878 | 6,759,455 | 68.2 |
| **15** | 0.00145 | 144 | 0.00029 | 99,082 | 495,050 | 0.99839 | 6,263,799 | 63.2 |
| **20** | 0.00177 | 175 | 0.00036 | 98,938 | 494,253 | 0.99783 | 5,768,749 | 58.3 |
| **25** | 0.00258 | 254 | 0.00052 | 98,763 | 493,178 | 0.99691 | 5,274,496 | 53.4 |
| **30** | 0.00361 | 356 | 0.00072 | 98,508 | 491,652 | 0.99548 | 4,781,318 | 48.5 |
| **35** | 0.00542 | 532 | 0.00109 | 98,152 | 489,432 | 0.99308 | 4,289,665 | 43.7 |
| **40** | 0.00842 | 822 | 0.00169 | 97,620 | 486,046 | 0.98865 | 3,800,233 | 38.9 |
| **45** | 0.01430 | 1,384 | 0.00288 | 96,798 | 480,530 | 0.98143 | 3,314,187 | 34.2 |
| **50** | 0.02290 | 2,185 | 0.00463 | 95,414 | 471,608 | 0.97047 | 2,833,656 | 29.7 |
| **55** | 0.03632 | 3,386 | 0.00740 | 93,229 | 457,679 | 0.95519 | 2,362,049 | 25.3 |
| **60** | 0.05362 | 4,818 | 0.01102 | 89,843 | 437,170 | 0.93285 | 1,904,369 | 21.2 |
| **65** | 0.08145 | 6,926 | 0.01698 | 85,025 | 407,812 | 0.89738 | 1,467,199 | 17.3 |
| **70** | 0.12567 | 9,815 | 0.02682 | 78,100 | 365,960 | 0.83764 | 1,059,387 | 13.6 |
| **75** | 0.20433 | 13,953 | 0.04552 | 68,285 | 306,542 | 0.55793 [c] | 693,427 | 10.2 |
| **80+** | 1.00000 | 54,332 | 0.14043 | 54,332 | 386,885 | - | 386,885 | 7.1 |

**Nota:** *Notes:*
[a] **Daripada umur 0 hingga kumpulan umur 1-4** *From age of 0 to age group 1-4*
[b] **Daripada umur 0, kumpulan umur 1-4 hingga kumpulan umur 5-9** *From age of 0, age group 1-4 to age group 5-9*
[c] **Daripada umur 75 hingga 80+** *From age of 75 to 80+*

**Jadual 2.1.1: Jadual hayat ringkas bagi Warganegara[1] mengikut jantina dan umur, Malaysia, 2024**
*Table 2.1.1: Abridged life table for Citizens [1] by sex and age, Malaysia, 2024*

| **Umur** *Age* | **Kebarangkalian mati di antara umur x dan umur x+n** *Probability of dying between age x and age x+n* | **Bilangan kematian di antara umur x dan umur x+n** *Number of deaths between age x and age x+n* | **Kadar tengah mortaliti di antara umur x dan umur x+n** *Central mortality rate between age x and age x+n* | **Penakat (orang yang masih hidup) pada umur tepat x** *Survivors at exact age x* | **Bilangan orang hidup-tahun di antara umur x dan umur x+n** *Number of person-years lived between age x and age x+n* | **Nisbah ketakatan** *Survival ratio* | **Jumlah bilangan orang hidup-tahun selepas umur tepat x** *Total number of person-years lived after exact age x* | **Jangkaan hayat** *Life expectancy* |
|---|---|---|---|---|---|---|---|---|
| **x** | $_nq_x$ | $_nd_x$ | $_nm_x$ | $l_x$ | $_nL_x$ | $_nS_x$ | $T_x$ | $e_x$ |
| **Lelaki dan Perempuan** *Both sexes* | | | | | | | | |
| **0** | 0.00701 | 701 | 0.00705 | 100,000 | 99,349 | 0.99234 [a] | 7,444,957 | 74.4 |
| **1** | 0.00152 | 151 | 0.00038 | 99,299 | 396,822 | 0.99868 [b] | 7,345,608 | 74.0 |
| **5** | 0.00092 | 92 | 0.00018 | 99,149 | 495,514 | 0.99889 | 6,948,785 | 70.1 |
| **10** | 0.00129 | 128 | 0.00026 | 99,057 | 494,966 | 0.99783 | 6,453,271 | 65.1 |
| **15** | 0.00306 | 303 | 0.00061 | 98,929 | 493,890 | 0.99661 | 5,958,305 | 60.2 |
| **20** | 0.00372 | 367 | 0.00075 | 98,627 | 492,215 | 0.99577 | 5,464,415 | 55.4 |
| **25** | 0.00473 | 465 | 0.00095 | 98,260 | 490,135 | 0.99450 | 4,972,200 | 50.6 |
| **30** | 0.00626 | 612 | 0.00126 | 97,794 | 487,441 | 0.99238 | 4,482,065 | 45.8 |
| **35** | 0.00898 | 873 | 0.00180 | 97,182 | 483,728 | 0.98889 | 3,994,624 | 41.1 |
| **40** | 0.01327 | 1,278 | 0.00267 | 96,309 | 478,353 | 0.98246 | 3,510,896 | 36.5 |
| **45** | 0.02187 | 2,078 | 0.00442 | 95,032 | 469,962 | 0.97262 | 3,032,543 | 31.9 |
| **50** | 0.03301 | 3,068 | 0.00671 | 92,953 | 457,096 | 0.95799 | 2,562,581 | 27.6 |
| **55** | 0.05132 | 4,612 | 0.01053 | 89,885 | 437,895 | 0.93911 | 2,105,485 | 23.4 |
| **60** | 0.07098 | 6,053 | 0.01472 | 85,273 | 411,233 | 0.91074 | 1,667,589 | 19.6 |
| **65** | 0.10893 | 8,629 | 0.02304 | 79,220 | 374,528 | 0.86868 | 1,256,357 | 15.9 |
| **70** | 0.15646 | 11,044 | 0.03395 | 70,591 | 325,343 | 0.80396 | 881,829 | 12.5 |
| **75** | 0.24297 | 14,468 | 0.05531 | 59,546 | 261,563 | 0.52997 [c] | 556,486 | 9.3 |
| **80+** | 1.00000 | 45,079 | 0.15285 | 45,079 | 294,923 | - | 294,923 | 6.5 |
| **Lelaki** *Male* | | | | | | | | |
| **0** | 0.00763 | 763 | 0.00768 | 100,000 | 99,286 | 0.99169 [a] | 7,192,397 | 71.9 |
| **1** | 0.00165 | 164 | 0.00041 | 99,237 | 396,560 | 0.99851 [b] | 7,093,111 | 71.5 |
| **5** | 0.00105 | 104 | 0.00021 | 99,073 | 495,106 | 0.99870 | 6,696,551 | 67.6 |
| **10** | 0.00155 | 153 | 0.00031 | 98,969 | 494,464 | 0.99697 | 6,201,444 | 62.7 |
| **15** | 0.00451 | 446 | 0.00090 | 98,816 | 492,967 | 0.99505 | 5,706,980 | 57.8 |
| **20** | 0.00539 | 530 | 0.00108 | 98,370 | 490,527 | 0.99403 | 5,214,013 | 53.0 |
| **25** | 0.00655 | 641 | 0.00131 | 97,840 | 487,598 | 0.99241 | 4,723,486 | 48.3 |
| **30** | 0.00864 | 840 | 0.00174 | 97,199 | 483,896 | 0.98956 | 4,235,888 | 43.6 |
| **35** | 0.01225 | 1,180 | 0.00246 | 96,359 | 478,846 | 0.98510 | 3,751,992 | 38.9 |
| **40** | 0.01759 | 1,675 | 0.00355 | 95,179 | 471,709 | 0.97685 | 3,273,146 | 34.4 |
| **45** | 0.02880 | 2,693 | 0.00584 | 93,504 | 460,790 | 0.96436 | 2,801,438 | 30.0 |
| **50** | 0.04269 | 3,877 | 0.00872 | 90,812 | 444,366 | 0.94571 | 2,340,648 | 25.8 |
| **55** | 0.06640 | 5,773 | 0.01374 | 86,935 | 420,243 | 0.92303 | 1,896,282 | 21.8 |
| **60** | 0.08829 | 7,166 | 0.01847 | 81,162 | 387,896 | 0.89020 | 1,476,039 | 18.2 |
| **65** | 0.13339 | 9,870 | 0.02858 | 73,996 | 345,306 | 0.84253 | 1,088,143 | 14.7 |
| **70** | 0.18527 | 11,880 | 0.04084 | 64,126 | 290,929 | 0.77117 | 742,837 | 11.6 |
| **75** | 0.28230 | 14,749 | 0.06574 | 52,246 | 224,356 | 0.50354 [c] | 451,908 | 8.6 |
| **80+** | 1.00000 | 37,497 | 0.16478 | 37,497 | 227,552 | - | 227,552 | 6.1 |
| **Perempuan** *Female* | | | | | | | | |
| **0** | 0.00635 | 635 | 0.00638 | 100,000 | 99,409 | 0.99306 [a] | 7,728,918 | 77.3 |
| **1** | 0.00137 | 136 | 0.00034 | 99,365 | 397,123 | 0.99882 [b] | 7,629,509 | 76.8 |
| **5** | 0.00079 | 79 | 0.00016 | 99,229 | 495,948 | 0.99910 | 7,232,386 | 72.9 |
| **10** | 0.00101 | 100 | 0.00020 | 99,150 | 495,501 | 0.99875 | 6,736,438 | 67.9 |
| **15** | 0.00150 | 148 | 0.00030 | 99,050 | 494,879 | 0.99829 | 6,240,937 | 63.0 |
| **20** | 0.00193 | 190 | 0.00039 | 98,902 | 494,032 | 0.99762 | 5,746,058 | 58.1 |
| **25** | 0.00283 | 280 | 0.00057 | 98,711 | 492,857 | 0.99665 | 5,252,026 | 53.2 |
| **30** | 0.00386 | 380 | 0.00077 | 98,432 | 491,208 | 0.99521 | 4,759,169 | 48.4 |
| **35** | 0.00572 | 561 | 0.00115 | 98,051 | 488,854 | 0.99276 | 4,267,961 | 43.5 |
| **40** | 0.00876 | 854 | 0.00176 | 97,490 | 485,316 | 0.98826 | 3,779,107 | 38.8 |
| **45** | 0.01475 | 1,425 | 0.00297 | 96,636 | 479,618 | 0.98106 | 3,293,791 | 34.1 |
| **50** | 0.02320 | 2,209 | 0.00469 | 95,211 | 470,534 | 0.97030 | 2,814,174 | 29.6 |
| **55** | 0.03636 | 3,382 | 0.00741 | 93,003 | 456,559 | 0.95523 | 2,343,640 | 25.2 |
| **60** | 0.05349 | 4,794 | 0.01099 | 89,621 | 436,119 | 0.93116 | 1,887,081 | 21.1 |
| **65** | 0.08505 | 7,215 | 0.01777 | 84,827 | 406,098 | 0.89404 | 1,450,961 | 17.1 |
| **70** | 0.12882 | 9,998 | 0.02754 | 77,612 | 363,066 | 0.83441 | 1,044,864 | 13.5 |
| **75** | 0.20779 | 14,050 | 0.04638 | 67,614 | 302,947 | 0.55566 [c] | 681,797 | 10.1 |
| **80+** | 1.00000 | 53,565 | 0.14139 | 53,565 | 378,851 | - | 378,851 | 7.1 |

**Nota:** *Notes:*

[a] **Daripada umur 0 hingga kumpulan umur 1-4**
*From age of 0 to age group 1-4*

[b] **Daripada umur 0, kumpulan umur 1-4 hingga kumpulan umur 5-9**
*From age of 0, age group 1-4 to age group 5-9*

[c] **Daripada umur 75 hingga 80+**
*From age of 75 to 80+*

[1] **Termasuk etnik Lain-lain**
*Includes Others*

**Jadual 2.1.2: Jadual hayat ringkas bagi etnik Bumiputera mengikut jantina dan umur, Malaysia, 2024**
*Table 2.1.2: Abridged life table for Bumiputera by sex and age, Malaysia, 2024*

| **Umur** *Age* | **Kebarangkalian mati di antara umur x dan umur x+n** *Probability of dying between age x and age x+n* | **Bilangan kematian di antara umur x dan umur x+n** *Number of deaths between age x and age x+n* | **Kadar tengah mortaliti di antara umur x dan umur x+n** *Central mortality rate between age x and age x+n* | **Penakat (orang yang masih hidup) pada umur tepat x** *Survivors at exact age x* | **Bilangan orang hidup-tahun di antara umur x dan umur x+n** *Number of person-years lived between age x and age x+n* | **Nisbah ketakatan** *Survival ratio* | **Jumlah bilangan orang hidup-tahun selepas umur tepat x** *Total number of person-years lived after exact age x* | **Jangkaan hayat** *Life expectancy* |
|---|---|---|---|---|---|---|---|---|
| **x** | $_nq_x$ | $_nd_x$ | $_nm_x$ | $l_x$ | $_nL_x$ | $_nS_x$ | $T_x$ | $e_x$ |
| **Lelaki dan Perempuan** *Both sexes* | | | | | | | | |
| **0** | 0.00740 | 740 | 0.00745 | 100,000 | 99,314 | 0.99192 [a] | 7,398,253 | 74.0 |
| **1** | 0.00161 | 160 | 0.00040 | 99,260 | 396,644 | 0.99856 [b] | 7,298,939 | 73.5 |
| **5** | 0.00105 | 104 | 0.00021 | 99,101 | 495,245 | 0.99873 | 6,902,295 | 69.6 |
| **10** | 0.00150 | 148 | 0.00030 | 98,997 | 494,615 | 0.99752 | 6,407,050 | 64.7 |
| **15** | 0.00347 | 343 | 0.00070 | 98,849 | 493,386 | 0.99627 | 5,912,435 | 59.8 |
| **20** | 0.00398 | 392 | 0.00080 | 98,506 | 491,548 | 0.99553 | 5,419,049 | 55.0 |
| **25** | 0.00497 | 487 | 0.00100 | 98,114 | 489,350 | 0.99421 | 4,927,501 | 50.2 |
| **30** | 0.00663 | 647 | 0.00133 | 97,626 | 486,515 | 0.99193 | 4,438,151 | 45.5 |
| **35** | 0.00952 | 923 | 0.00191 | 96,979 | 482,590 | 0.98809 | 3,951,636 | 40.7 |
| **40** | 0.01432 | 1,375 | 0.00288 | 96,057 | 476,845 | 0.98106 | 3,469,046 | 36.1 |
| **45** | 0.02363 | 2,237 | 0.00478 | 94,681 | 467,814 | 0.97037 | 2,992,201 | 31.6 |
| **50** | 0.03577 | 3,307 | 0.00728 | 92,444 | 453,954 | 0.95456 | 2,524,388 | 27.3 |
| **55** | 0.05546 | 4,944 | 0.01141 | 89,137 | 433,328 | 0.93426 | 2,070,434 | 23.2 |
| **60** | 0.07663 | 6,452 | 0.01594 | 84,194 | 404,840 | 0.90498 | 1,637,105 | 19.4 |
| **65** | 0.11494 | 8,936 | 0.02439 | 77,742 | 366,371 | 0.86768 | 1,232,265 | 15.9 |
| **70** | 0.15194 | 10,455 | 0.03289 | 68,806 | 317,895 | 0.80974 | 865,894 | 12.6 |
| **75** | 0.23543 | 13,738 | 0.05337 | 58,352 | 257,413 | 0.53027 [c] | 547,999 | 9.4 |
| **80+** | 1.00000 | 44,614 | 0.15353 | 44,614 | 290,586 | - | 290,586 | 6.5 |
| **Lelaki** *Male* | | | | | | | | |
| **0** | 0.00806 | 806 | 0.00812 | 100,000 | 99,247 | 0.99122 [a] | 7,164,829 | 71.6 |
| **1** | 0.00175 | 174 | 0.00044 | 99,194 | 396,362 | 0.99836 [b] | 7,065,583 | 71.2 |
| **5** | 0.00122 | 121 | 0.00024 | 99,020 | 494,796 | 0.99847 | 6,669,220 | 67.4 |
| **10** | 0.00184 | 182 | 0.00037 | 98,899 | 494,038 | 0.99648 | 6,174,424 | 62.4 |
| **15** | 0.00520 | 513 | 0.00104 | 98,717 | 492,300 | 0.99451 | 5,680,385 | 57.5 |
| **20** | 0.00579 | 569 | 0.00116 | 98,203 | 489,595 | 0.99369 | 5,188,085 | 52.8 |
| **25** | 0.00683 | 667 | 0.00137 | 97,635 | 486,505 | 0.99209 | 4,698,490 | 48.1 |
| **30** | 0.00900 | 872 | 0.00181 | 96,967 | 482,655 | 0.98917 | 4,211,985 | 43.4 |
| **35** | 0.01269 | 1,219 | 0.00255 | 96,095 | 477,427 | 0.98445 | 3,729,330 | 38.8 |
| **40** | 0.01846 | 1,751 | 0.00373 | 94,876 | 470,002 | 0.97561 | 3,251,903 | 34.3 |
| **45** | 0.03043 | 2,834 | 0.00618 | 93,125 | 458,539 | 0.96245 | 2,781,901 | 29.9 |
| **50** | 0.04490 | 4,054 | 0.00919 | 90,291 | 441,319 | 0.94283 | 2,323,362 | 25.7 |
| **55** | 0.07002 | 6,039 | 0.01451 | 86,237 | 416,087 | 0.91876 | 1,882,044 | 21.8 |
| **60** | 0.09329 | 7,482 | 0.01957 | 80,198 | 382,286 | 0.88600 | 1,465,956 | 18.3 |
| **65** | 0.13683 | 9,950 | 0.02938 | 72,716 | 338,707 | 0.84626 | 1,083,670 | 14.9 |
| **70** | 0.17333 | 10,880 | 0.03796 | 62,767 | 286,634 | 0.78543 | 744,963 | 11.9 |
| **75** | 0.26446 | 13,722 | 0.06095 | 51,887 | 225,130 | 0.50880 [c] | 458,329 | 8.8 |
| **80+** | 1.00000 | 38,165 | 0.16366 | 38,165 | 233,199 | - | 233,199 | 6.1 |
| **Perempuan** *Female* | | | | | | | | |
| **0** | 0.00668 | 668 | 0.00673 | 100,000 | 99,378 | 0.99269 [a] | 7,655,202 | 76.6 |
| **1** | 0.00145 | 144 | 0.00036 | 99,332 | 396,968 | 0.99874 [b] | 7,555,824 | 76.1 |
| **5** | 0.00086 | 86 | 0.00017 | 99,187 | 495,723 | 0.99900 | 7,158,856 | 72.2 |
| **10** | 0.00113 | 112 | 0.00023 | 99,102 | 495,229 | 0.99863 | 6,663,133 | 67.2 |
| **15** | 0.00162 | 161 | 0.00032 | 98,990 | 494,548 | 0.99817 | 6,167,904 | 62.3 |
| **20** | 0.00204 | 201 | 0.00041 | 98,829 | 493,643 | 0.99747 | 5,673,356 | 57.4 |
| **25** | 0.00303 | 299 | 0.00061 | 98,628 | 492,393 | 0.99636 | 5,179,712 | 52.5 |
| **30** | 0.00424 | 417 | 0.00085 | 98,329 | 490,603 | 0.99469 | 4,687,319 | 47.7 |
| **35** | 0.00638 | 624 | 0.00128 | 97,912 | 487,999 | 0.99181 | 4,196,716 | 42.9 |
| **40** | 0.01002 | 974 | 0.00201 | 97,288 | 484,002 | 0.98665 | 3,708,717 | 38.1 |
| **45** | 0.01671 | 1,610 | 0.00337 | 96,313 | 477,542 | 0.97837 | 3,224,714 | 33.5 |
| **50** | 0.02663 | 2,522 | 0.00540 | 94,704 | 467,212 | 0.96620 | 2,747,173 | 29.0 |
| **55** | 0.04117 | 3,795 | 0.00841 | 92,181 | 451,419 | 0.94953 | 2,279,960 | 24.7 |
| **60** | 0.06016 | 5,317 | 0.01240 | 88,386 | 428,638 | 0.92359 | 1,828,541 | 20.7 |
| **65** | 0.09369 | 7,783 | 0.01966 | 83,069 | 395,888 | 0.88844 | 1,399,903 | 16.9 |
| **70** | 0.13128 | 9,883 | 0.02810 | 75,286 | 351,722 | 0.83230 | 1,004,015 | 13.3 |
| **75** | 0.20964 | 13,711 | 0.04684 | 65,403 | 292,737 | 0.55122 [c] | 652,293 | 10.0 |
| **80+** | 1.00000 | 51,692 | 0.14377 | 51,692 | 359,556 | - | 359,556 | 7.0 |

**Nota:** *Notes:*
[a] **Daripada umur 0 hingga kumpulan umur 1-4** *From age of 0 to age group 1-4*
[b] **Daripada umur 0, kumpulan umur 1-4 hingga kumpulan umur 5-9** *From age of 0, age group 1-4 to age group 5-9*
[c] **Daripada umur 75 hingga 80+** *From age of 75 to 80+*

**Jadual 2.1.3: Jadual hayat ringkas bagi etnik Melayu mengikut jantina dan umur, Malaysia, 2024**
*Table 2.1.3: Abridged life table for Malay by sex and age, Malaysia, 2024*

| **Umur** *Age* | **Kebarangkalian mati di antara umur x dan umur x+n** *Probability of dying between age x and age x+n* | **Bilangan kematian di antara umur x dan umur x+n** *Number of deaths between age x and age x+n* | **Kadar tengah mortaliti di antara umur x dan umur x+n** *Central mortality rate between age x and age x+n* | **Penakat (orang yang masih hidup) pada umur tepat x** *Survivors at exact age x* | **Bilangan orang hidup-tahun di antara umur x dan umur x+n** *Number of person-years lived between age x and age x+n* | **Nisbah ketakatan** *Survival ratio* | **Jumlah bilangan orang hidup-tahun selepas umur tepat x** *Total number of person-years lived after exact age x* | **Jangkaan hayat** *Life expectancy* |
|---|---|---|---|---|---|---|---|---|
| **x** | $_nq_x$ | $_nd_x$ | $_nm_x$ | $l_x$ | $_nL_x$ | $_nS_x$ | $T_x$ | $e_x$ |
| **Lelaki dan Perempuan** *Both sexes* | | | | | | | | |
| **0** | 0.00702 | 702 | 0.00707 | 100,000 | 99,348 | 0.99236 [a] | 7,401,295 | 74.0 |
| **1** | 0.00145 | 144 | 0.00036 | 99,298 | 396,833 | 0.99869 [b] | 7,301,947 | 73.5 |
| **5** | 0.00097 | 96 | 0.00019 | 99,154 | 495,530 | 0.99883 | 6,905,114 | 69.6 |
| **10** | 0.00138 | 137 | 0.00028 | 99,058 | 494,948 | 0.99753 | 6,409,585 | 64.7 |
| **15** | 0.00355 | 351 | 0.00071 | 98,921 | 493,727 | 0.99628 | 5,914,637 | 59.8 |
| **20** | 0.00388 | 382 | 0.00078 | 98,570 | 491,892 | 0.99566 | 5,420,910 | 55.0 |
| **25** | 0.00481 | 472 | 0.00096 | 98,187 | 489,757 | 0.99440 | 4,929,018 | 50.2 |
| **30** | 0.00641 | 626 | 0.00129 | 97,715 | 487,012 | 0.99222 | 4,439,261 | 45.4 |
| **35** | 0.00917 | 891 | 0.00184 | 97,089 | 483,221 | 0.98849 | 3,952,249 | 40.7 |
| **40** | 0.01386 | 1,334 | 0.00279 | 96,199 | 477,660 | 0.98157 | 3,469,029 | 36.1 |
| **45** | 0.02306 | 2,188 | 0.00467 | 94,865 | 468,856 | 0.97086 | 2,991,369 | 31.5 |
| **50** | 0.03536 | 3,277 | 0.00720 | 92,677 | 455,194 | 0.95442 | 2,522,513 | 27.2 |
| **55** | 0.05618 | 5,023 | 0.01156 | 89,400 | 434,445 | 0.93341 | 2,067,319 | 23.1 |
| **60** | 0.07762 | 6,550 | 0.01615 | 84,377 | 405,513 | 0.90336 | 1,632,875 | 19.4 |
| **65** | 0.11726 | 9,126 | 0.02491 | 77,828 | 366,325 | 0.86517 | 1,227,361 | 15.8 |
| **70** | 0.15474 | 10,631 | 0.03354 | 68,702 | 316,932 | 0.80785 | 861,037 | 12.5 |
| **75** | 0.23640 | 13,728 | 0.05362 | 58,071 | 256,034 | 0.52944 [c] | 544,104 | 9.4 |
| **80+** | 1.00000 | 44,343 | 0.15393 | 44,343 | 288,070 | - | 288,070 | 6.5 |
| **Lelaki** *Male* | | | | | | | | |
| **0** | 0.00770 | 770 | 0.00776 | 100,000 | 99,280 | 0.99166 [a] | 7,165,508 | 71.7 |
| **1** | 0.00157 | 156 | 0.00039 | 99,230 | 396,549 | 0.99850 [b] | 7,066,228 | 71.2 |
| **5** | 0.00114 | 113 | 0.00023 | 99,074 | 495,087 | 0.99857 | 6,669,679 | 67.3 |
| **10** | 0.00173 | 171 | 0.00035 | 98,961 | 494,377 | 0.99642 | 6,174,592 | 62.4 |
| **15** | 0.00544 | 537 | 0.00109 | 98,790 | 492,606 | 0.99444 | 5,680,215 | 57.5 |
| **20** | 0.00569 | 559 | 0.00114 | 98,253 | 489,865 | 0.99385 | 5,187,610 | 52.8 |
| **25** | 0.00660 | 645 | 0.00132 | 97,693 | 486,854 | 0.99239 | 4,697,745 | 48.1 |
| **30** | 0.00862 | 836 | 0.00173 | 97,048 | 483,151 | 0.98961 | 4,210,891 | 43.4 |
| **35** | 0.01218 | 1,172 | 0.00245 | 96,212 | 478,131 | 0.98507 | 3,727,741 | 38.7 |
| **40** | 0.01771 | 1,683 | 0.00357 | 95,040 | 470,994 | 0.97641 | 3,249,610 | 34.2 |
| **45** | 0.02957 | 2,761 | 0.00600 | 93,357 | 459,884 | 0.96325 | 2,778,616 | 29.8 |
| **50** | 0.04414 | 3,999 | 0.00903 | 90,596 | 442,983 | 0.94274 | 2,318,732 | 25.6 |
| **55** | 0.07098 | 6,147 | 0.01472 | 86,597 | 417,619 | 0.91775 | 1,875,749 | 21.7 |
| **60** | 0.09439 | 7,594 | 0.01981 | 80,450 | 383,268 | 0.88347 | 1,458,130 | 18.1 |
| **65** | 0.14097 | 10,271 | 0.03033 | 72,857 | 338,607 | 0.84172 | 1,074,862 | 14.8 |
| **70** | 0.17843 | 11,167 | 0.03918 | 62,586 | 285,012 | 0.78106 | 736,256 | 11.8 |
| **75** | 0.26826 | 13,793 | 0.06196 | 51,419 | 222,610 | 0.50667 [c] | 451,244 | 8.8 |
| **80+** | 1.00000 | 37,625 | 0.16457 | 37,625 | 228,634 | - | 228,634 | 6.1 |
| **Perempuan** *Female* | | | | | | | | |
| **0** | 0.00630 | 630 | 0.00634 | 100,000 | 99,413 | 0.99314 [a] | 7,660,468 | 76.6 |
| **1** | 0.00131 | 131 | 0.00033 | 99,370 | 397,155 | 0.99886 [b] | 7,561,055 | 76.1 |
| **5** | 0.00079 | 78 | 0.00016 | 99,239 | 496,001 | 0.99910 | 7,163,900 | 72.2 |
| **10** | 0.00101 | 100 | 0.00020 | 99,161 | 495,555 | 0.99873 | 6,667,899 | 67.2 |
| **15** | 0.00153 | 151 | 0.00031 | 99,061 | 494,928 | 0.99827 | 6,172,344 | 62.3 |
| **20** | 0.00193 | 191 | 0.00039 | 98,910 | 494,074 | 0.99758 | 5,677,415 | 57.4 |
| **25** | 0.00292 | 288 | 0.00059 | 98,719 | 492,876 | 0.99645 | 5,183,341 | 52.5 |
| **30** | 0.00417 | 411 | 0.00084 | 98,431 | 491,128 | 0.99482 | 4,690,466 | 47.7 |
| **35** | 0.00619 | 606 | 0.00124 | 98,020 | 488,585 | 0.99199 | 4,199,338 | 42.8 |
| **40** | 0.00985 | 960 | 0.00198 | 97,414 | 484,669 | 0.98689 | 3,710,753 | 38.1 |
| **45** | 0.01640 | 1,582 | 0.00331 | 96,454 | 478,314 | 0.97858 | 3,226,084 | 33.4 |
| **50** | 0.02652 | 2,516 | 0.00537 | 94,872 | 468,069 | 0.96595 | 2,747,770 | 29.0 |
| **55** | 0.04179 | 3,859 | 0.00854 | 92,356 | 452,132 | 0.94877 | 2,279,700 | 24.7 |
| **60** | 0.06108 | 5,406 | 0.01260 | 88,497 | 428,969 | 0.92263 | 1,827,569 | 20.7 |
| **65** | 0.09471 | 7,870 | 0.01988 | 83,091 | 395,781 | 0.88738 | 1,398,600 | 16.8 |
| **70** | 0.13240 | 9,959 | 0.02836 | 75,221 | 351,209 | 0.83232 | 1,002,818 | 13.3 |
| **75** | 0.20834 | 13,597 | 0.04651 | 65,262 | 292,320 | 0.55139 [c] | 651,609 | 10.0 |
| **80+** | 1.00000 | 51,666 | 0.14380 | 51,666 | 359,289 | - | 359,289 | 7.0 |

**Nota:** [a] **Daripada umur 0 hingga kumpulan umur 1-4**
*Notes:* *From age of 0 to age group 1-4*

[b] **Daripada umur 0, kumpulan umur 1-4 hingga kumpulan umur 5-9**
*From age of 0, age group 1-4 to age group 5-9*

[c] **Daripada umur 75 hingga 80+**
*From age of 75 to 80+*

**Jadual 2.1.4: Jadual hayat ringkas bagi etnik Bumiputera lain mengikut jantina dan umur, Malaysia, 2024**
*Table 2.1.4: Abridged life table for Other Bumiputera by sex and age, Malaysia, 2024*

| **Umur** *Age* | **Kebarangkalian mati di antara umur x dan umur x+n** *Probability of dying between age x and age x+n* | **Bilangan kematian di antara umur x dan umur x+n** *Number of deaths between age x and age x+n* | **Kadar tengah mortaliti di antara umur x dan umur x+n** *Central mortality rate between age x and age x+n* | **Penakat (orang yang masih hidup) pada umur tepat x** *Survivors at exact age x* | **Bilangan orang hidup-tahun di antara umur x dan umur x+n** *Number of person-years lived between age x and age x+n* | **Nisbah ketakatan** *Survival ratio* | **Jumlah bilangan orang hidup-tahun selepas umur tepat x** *Total number of person-years lived after exact age x* | **Jangkaan hayat** *Life expectancy* |
|---|---|---|---|---|---|---|---|---|
| **x** | $_nq_x$ | $_nd_x$ | $_nm_x$ | $l_x$ | $_nL_x$ | $_nS_x$ | $T_x$ | $e_x$ |
| **Lelaki dan Perempuan** *Both sexes* | | | | | | | | |
| **0** | 0.00938 | 938 | 0.00946 | 100,000 | 99,136 | 0.98955 [a] | 7,383,735 | 73.8 |
| **1** | 0.00247 | 245 | 0.00062 | 99,062 | 395,639 | 0.99788 [b] | 7,284,599 | 73.5 |
| **5** | 0.00146 | 144 | 0.00029 | 98,817 | 493,726 | 0.99824 | 6,888,961 | 69.7 |
| **10** | 0.00207 | 204 | 0.00041 | 98,673 | 492,855 | 0.99739 | 6,395,235 | 64.8 |
| **15** | 0.00315 | 310 | 0.00063 | 98,469 | 491,569 | 0.99620 | 5,902,380 | 59.9 |
| **20** | 0.00446 | 438 | 0.00089 | 98,159 | 489,700 | 0.99493 | 5,410,810 | 55.1 |
| **25** | 0.00567 | 554 | 0.00114 | 97,721 | 487,218 | 0.99339 | 4,921,111 | 50.4 |
| **30** | 0.00756 | 735 | 0.00152 | 97,166 | 483,996 | 0.99065 | 4,433,892 | 45.6 |
| **35** | 0.01116 | 1,076 | 0.00224 | 96,432 | 479,469 | 0.98619 | 3,949,897 | 41.0 |
| **40** | 0.01648 | 1,572 | 0.00332 | 95,356 | 472,850 | 0.97859 | 3,470,428 | 36.4 |
| **45** | 0.02643 | 2,478 | 0.00536 | 93,784 | 462,725 | 0.96802 | 2,997,578 | 32.0 |
| **50** | 0.03768 | 3,440 | 0.00768 | 91,306 | 447,929 | 0.95523 | 2,534,852 | 27.8 |
| **55** | 0.05213 | 4,581 | 0.01071 | 87,866 | 427,878 | 0.93837 | 2,086,923 | 23.8 |
| **60** | 0.07165 | 5,967 | 0.01486 | 83,285 | 401,508 | 0.91304 | 1,659,045 | 19.9 |
| **65** | 0.10346 | 7,999 | 0.02182 | 77,318 | 366,591 | 0.88043 | 1,257,538 | 16.3 |
| **70** | 0.13755 | 9,534 | 0.02954 | 69,319 | 322,756 | 0.81946 | 890,946 | 12.9 |
| **75** | 0.23038 | 13,773 | 0.05208 | 59,784 | 264,487 | 0.53451 [c] | 568,190 | 9.5 |
| **80+** | 1.00000 | 46,011 | 0.15150 | 46,011 | 303,703 | - | 303,703 | 6.6 |
| **Lelaki** *Male* | | | | | | | | |
| **0** | 0.00997 | 997 | 0.01006 | 100,000 | 99,074 | 0.98889 [a] | 7,159,760 | 71.6 |
| **1** | 0.00272 | 269 | 0.00068 | 99,003 | 395,373 | 0.99760 [b] | 7,060,686 | 71.3 |
| **5** | 0.00166 | 164 | 0.00033 | 98,734 | 493,261 | 0.99797 | 6,665,312 | 67.5 |
| **10** | 0.00239 | 236 | 0.00048 | 98,570 | 492,262 | 0.99669 | 6,172,051 | 62.6 |
| **15** | 0.00423 | 416 | 0.00085 | 98,334 | 490,633 | 0.99475 | 5,679,790 | 57.8 |
| **20** | 0.00629 | 616 | 0.00126 | 97,919 | 488,055 | 0.99291 | 5,189,157 | 53.0 |
| **25** | 0.00789 | 768 | 0.00158 | 97,303 | 484,596 | 0.99074 | 4,701,102 | 48.3 |
| **30** | 0.01063 | 1,026 | 0.00214 | 96,535 | 480,111 | 0.98713 | 4,216,506 | 43.7 |
| **35** | 0.01513 | 1,445 | 0.00305 | 95,509 | 473,933 | 0.98143 | 3,736,395 | 39.1 |
| **40** | 0.02206 | 2,075 | 0.00446 | 94,064 | 465,133 | 0.97166 | 3,262,461 | 34.7 |
| **45** | 0.03476 | 3,198 | 0.00708 | 91,989 | 451,950 | 0.95851 | 2,797,328 | 30.4 |
| **50** | 0.04845 | 4,302 | 0.00993 | 88,791 | 433,200 | 0.94313 | 2,345,379 | 26.4 |
| **55** | 0.06572 | 5,553 | 0.01359 | 84,489 | 408,561 | 0.92360 | 1,912,179 | 22.6 |
| **60** | 0.08783 | 6,933 | 0.01837 | 78,936 | 377,348 | 0.89801 | 1,503,618 | 19.0 |
| **65** | 0.11752 | 8,462 | 0.02497 | 72,003 | 338,862 | 0.86774 | 1,126,270 | 15.6 |
| **70** | 0.14896 | 9,465 | 0.03219 | 63,541 | 294,044 | 0.80677 | 787,409 | 12.4 |
| **75** | 0.24526 | 13,263 | 0.05591 | 54,076 | 237,225 | 0.51917 [c] | 493,364 | 9.1 |
| **80+** | 1.00000 | 40,814 | 0.15934 | 40,814 | 256,140 | - | 256,140 | 6.3 |
| **Perempuan** *Female* | | | | | | | | |
| **0** | 0.00874 | 874 | 0.00881 | 100,000 | 99,193 | 0.99031 [a] | 7,629,690 | 76.3 |
| **1** | 0.00221 | 219 | 0.00055 | 99,126 | 395,960 | 0.99813 [b] | 7,530,497 | 76.0 |
| **5** | 0.00125 | 123 | 0.00025 | 98,907 | 494,229 | 0.99851 | 7,134,536 | 72.1 |
| **10** | 0.00173 | 171 | 0.00035 | 98,784 | 493,494 | 0.99813 | 6,640,308 | 67.2 |
| **15** | 0.00201 | 198 | 0.00040 | 98,613 | 492,572 | 0.99771 | 6,146,814 | 62.3 |
| **20** | 0.00257 | 253 | 0.00051 | 98,415 | 491,445 | 0.99698 | 5,654,243 | 57.5 |
| **25** | 0.00348 | 341 | 0.00070 | 98,163 | 489,960 | 0.99599 | 5,162,798 | 52.6 |
| **30** | 0.00454 | 445 | 0.00091 | 97,821 | 487,995 | 0.99409 | 4,672,838 | 47.8 |
| **35** | 0.00727 | 708 | 0.00146 | 97,377 | 485,113 | 0.99098 | 4,184,843 | 43.0 |
| **40** | 0.01079 | 1,043 | 0.00217 | 96,669 | 480,736 | 0.98552 | 3,699,730 | 38.3 |
| **45** | 0.01821 | 1,742 | 0.00368 | 95,626 | 473,775 | 0.97736 | 3,218,995 | 33.7 |
| **50** | 0.02716 | 2,549 | 0.00551 | 93,884 | 463,047 | 0.96736 | 2,745,220 | 29.2 |
| **55** | 0.03828 | 3,496 | 0.00780 | 91,335 | 447,933 | 0.95329 | 2,282,173 | 25.0 |
| **60** | 0.05548 | 4,874 | 0.01141 | 87,839 | 427,009 | 0.92856 | 1,834,240 | 20.9 |
| **65** | 0.08833 | 7,328 | 0.01848 | 82,965 | 396,505 | 0.89416 | 1,407,231 | 17.0 |
| **70** | 0.12505 | 9,459 | 0.02668 | 75,637 | 354,538 | 0.83224 | 1,010,725 | 13.4 |
| **75** | 0.21657 | 14,332 | 0.04857 | 66,178 | 295,061 | 0.55034 [c] | 656,187 | 9.9 |
| **80+** | 1.00000 | 51,846 | 0.14357 | 51,846 | 361,127 | - | 361,127 | 7.0 |

**Nota:** *Notes:*
[a] **Daripada umur 0 hingga kumpulan umur 1-4** *From age of 0 to age group 1-4*
[b] **Daripada umur 0, kumpulan umur 1-4 hingga kumpulan umur 5-9** *From age of 0, age group 1-4 to age group 5-9*
[c] **Daripada umur 75 hingga 80+** *From age of 75 to 80+*

**Jadual 2.1.5: Jadual hayat ringkas bagi etnik Cina mengikut jantina dan umur, Malaysia, 2024**
*Table 2.1.5: Abridged life table for Chinese by sex and age, Malaysia, 2024*

| **Umur** *Age* | **Kebarangkalian mati di antara umur x dan umur x+n** *Probability of dying between age x and age x+n* | **Bilangan kematian di antara umur x dan umur x+n** *Number of deaths between age x and age x+n* | **Kadar tengah mortaliti di antara umur x dan umur x+n** *Central mortality rate between age x and age x+n* | **Penakat (orang yang masih hidup) pada umur tepat x** *Survivors at exact age x* | **Bilangan orang hidup-tahun di antara umur x dan umur x+n** *Number of person-years lived between age x and age x+n* | **Nisbah ketakatan** *Survival ratio* | **Jumlah bilangan orang hidup-tahun selepas umur tepat x** *Total number of person-years lived after exact age x* | **Jangkaan hayat** *Life expectancy* |
|---|---|---|---|---|---|---|---|---|
| **x** | $_nq_x$ | $_nd_x$ | $_nm_x$ | $l_x$ | $_nL_x$ | $_nS_x$ | $T_x$ | $e_x$ |
| **Lelaki dan Perempuan** *Both sexes* | | | | | | | | |
| **0** | 0.00440 | 440 | 0.00441 | 100,000 | 99,588 | 0.99526 [a] | 7,699,887 | 77.0 |
| **1** | 0.00081 | 81 | 0.00020 | 99,560 | 398,041 | 0.99931 [b] | 7,600,299 | 76.3 |
| **5** | 0.00045 | 44 | 0.00009 | 99,479 | 497,286 | 0.99950 | 7,202,258 | 72.4 |
| **10** | 0.00055 | 55 | 0.00011 | 99,435 | 497,038 | 0.99912 | 6,704,972 | 67.4 |
| **15** | 0.00121 | 121 | 0.00024 | 99,380 | 496,600 | 0.99853 | 6,207,933 | 62.5 |
| **20** | 0.00172 | 171 | 0.00034 | 99,260 | 495,872 | 0.99788 | 5,711,333 | 57.5 |
| **25** | 0.00252 | 250 | 0.00051 | 99,089 | 494,821 | 0.99700 | 5,215,461 | 52.6 |
| **30** | 0.00348 | 343 | 0.00070 | 98,839 | 493,337 | 0.99565 | 4,720,640 | 47.8 |
| **35** | 0.00523 | 515 | 0.00105 | 98,496 | 491,191 | 0.99341 | 4,227,303 | 42.9 |
| **40** | 0.00796 | 780 | 0.00160 | 97,981 | 487,953 | 0.98880 | 3,736,112 | 38.1 |
| **45** | 0.01446 | 1,406 | 0.00291 | 97,200 | 482,487 | 0.98151 | 3,248,160 | 33.4 |
| **50** | 0.02258 | 2,163 | 0.00457 | 95,794 | 473,564 | 0.97080 | 2,765,673 | 28.9 |
| **55** | 0.03597 | 3,368 | 0.00733 | 93,631 | 459,737 | 0.95662 | 2,292,109 | 24.5 |
| **60** | 0.05108 | 4,610 | 0.01048 | 90,264 | 439,792 | 0.93193 | 1,832,372 | 20.3 |
| **65** | 0.08598 | 7,364 | 0.01797 | 85,653 | 409,854 | 0.88013 | 1,392,581 | 16.3 |
| **70** | 0.15696 | 12,288 | 0.03406 | 78,289 | 360,724 | 0.79809 | 982,726 | 12.6 |
| **75** | 0.25524 | 16,846 | 0.05852 | 66,001 | 287,889 | 0.53716 [c] | 622,003 | 9.4 |
| **80+** | 1.00000 | 49,155 | 0.14712 | 49,155 | 334,114 | - | 334,114 | 6.8 |
| **Lelaki** *Male* | | | | | | | | |
| **0** | 0.00483 | 483 | 0.00485 | 100,000 | 99,544 | 0.99481 [a] | 7,432,591 | 74.3 |
| **1** | 0.00088 | 88 | 0.00022 | 99,517 | 397,861 | 0.99927 [b] | 7,333,046 | 73.7 |
| **5** | 0.00043 | 42 | 0.00009 | 99,429 | 497,040 | 0.99951 | 6,935,186 | 69.7 |
| **10** | 0.00055 | 54 | 0.00011 | 99,387 | 496,798 | 0.99891 | 6,438,145 | 64.8 |
| **15** | 0.00163 | 162 | 0.00033 | 99,332 | 496,257 | 0.99800 | 5,941,347 | 59.8 |
| **20** | 0.00237 | 235 | 0.00048 | 99,170 | 495,263 | 0.99707 | 5,445,091 | 54.9 |
| **25** | 0.00349 | 345 | 0.00070 | 98,935 | 493,812 | 0.99578 | 4,949,828 | 50.0 |
| **30** | 0.00496 | 489 | 0.00100 | 98,590 | 491,726 | 0.99379 | 4,456,016 | 45.2 |
| **35** | 0.00746 | 732 | 0.00150 | 98,100 | 488,672 | 0.99072 | 3,964,290 | 40.4 |
| **40** | 0.01112 | 1,083 | 0.00224 | 97,368 | 484,135 | 0.98454 | 3,475,618 | 35.7 |
| **45** | 0.01984 | 1,911 | 0.00401 | 96,286 | 476,651 | 0.97453 | 2,991,483 | 31.1 |
| **50** | 0.03122 | 2,946 | 0.00634 | 94,375 | 464,509 | 0.95948 | 2,514,832 | 26.6 |
| **55** | 0.05012 | 4,582 | 0.01028 | 91,429 | 445,687 | 0.94088 | 2,050,323 | 22.4 |
| **60** | 0.06860 | 5,958 | 0.01421 | 86,846 | 419,336 | 0.90949 | 1,604,636 | 18.5 |
| **65** | 0.11403 | 9,223 | 0.02418 | 80,888 | 381,382 | 0.84416 | 1,185,300 | 14.7 |
| **70** | 0.20303 | 14,550 | 0.04520 | 71,665 | 321,948 | 0.74729 | 803,918 | 11.2 |
| **75** | 0.31504 | 17,993 | 0.07479 | 57,114 | 240,589 | 0.50082 [c] | 481,970 | 8.4 |
| **80+** | 1.00000 | 39,121 | 0.16207 | 39,121 | 241,381 | - | 241,381 | 6.2 |
| **Perempuan** *Female* | | | | | | | | |
| **0** | 0.00393 | 393 | 0.00394 | 100,000 | 99,631 | 0.99575 [a] | 8,017,042 | 80.2 |
| **1** | 0.00074 | 74 | 0.00018 | 99,607 | 398,245 | 0.99935 [b] | 7,917,411 | 79.5 |
| **5** | 0.00047 | 47 | 0.00009 | 99,533 | 497,550 | 0.99949 | 7,519,166 | 75.5 |
| **10** | 0.00055 | 55 | 0.00011 | 99,487 | 497,296 | 0.99934 | 7,021,615 | 70.6 |
| **15** | 0.00076 | 75 | 0.00015 | 99,432 | 496,970 | 0.99912 | 6,524,319 | 65.6 |
| **20** | 0.00100 | 100 | 0.00020 | 99,356 | 496,533 | 0.99875 | 6,027,349 | 60.7 |
| **25** | 0.00150 | 149 | 0.00030 | 99,257 | 495,912 | 0.99827 | 5,530,816 | 55.7 |
| **30** | 0.00196 | 194 | 0.00039 | 99,108 | 495,054 | 0.99751 | 5,034,904 | 50.8 |
| **35** | 0.00302 | 299 | 0.00061 | 98,914 | 493,821 | 0.99614 | 4,539,850 | 45.9 |
| **40** | 0.00469 | 463 | 0.00094 | 98,615 | 491,916 | 0.99326 | 4,046,029 | 41.0 |
| **45** | 0.00879 | 863 | 0.00177 | 98,152 | 488,601 | 0.98887 | 3,554,113 | 36.2 |
| **50** | 0.01348 | 1,312 | 0.00272 | 97,289 | 483,163 | 0.98254 | 3,065,512 | 31.5 |
| **55** | 0.02150 | 2,063 | 0.00435 | 95,977 | 474,726 | 0.97318 | 2,582,349 | 26.9 |
| **60** | 0.03225 | 3,029 | 0.00656 | 93,914 | 461,995 | 0.95530 | 2,107,623 | 22.4 |
| **65** | 0.05756 | 5,231 | 0.01185 | 90,885 | 441,344 | 0.91581 | 1,645,628 | 18.1 |
| **70** | 0.11245 | 9,632 | 0.02383 | 85,653 | 404,185 | 0.84651 | 1,204,284 | 14.1 |
| **75** | 0.19972 | 15,183 | 0.04438 | 76,021 | 342,148 | 0.57237 [c] | 800,099 | 10.5 |
| **80+** | 1.00000 | 60,838 | 0.13285 | 60,838 | 457,951 | - | 457,951 | 7.5 |

**Nota:** *Notes:*
[a] **Daripada umur 0 hingga kumpulan umur 1-4** *From age of 0 to age group 1-4*
[b] **Daripada umur 0, kumpulan umur 1-4 hingga kumpulan umur 5-9** *From age of 0, age group 1-4 to age group 5-9*
[c] **Daripada umur 75 hingga 80+** *From age of 75 to 80+*

**Jadual 2.1.6: Jadual hayat ringkas bagi etnik India mengikut jantina dan umur, Malaysia, 2024**
*Table 2.1.6: Abridged life table for Indians by sex and age, Malaysia, 2024*

| **Umur** *Age* | **Kebarangkalian mati di antara umur x dan umur x+n** *Probability of dying between age x and age x+n* | **Bilangan kematian di antara umur x dan umur x+n** *Number of deaths between age x and age x+n* | **Kadar tengah mortaliti di antara umur x dan umur x+n** *Central mortality rate between age x and age x+n* | **Penakat (orang yang masih hidup) pada umur tepat x** *Survivors at exact age x* | **Bilangan orang hidup-tahun di antara umur x dan umur x+n** *Number of person-years lived between age x and age x+n* | **Nisbah ketakatan** *Survival ratio* | **Jumlah bilangan orang hidup-tahun selepas umur tepat x** *Total number of person-years lived after exact age x* | **Jangkaan hayat** *Life expectancy* |
|---|---|---|---|---|---|---|---|---|
| **x** | $_nq_x$ | $_nd_x$ | $_nm_x$ | $l_x$ | $_nL_x$ | $_nS_x$ | $T_x$ | $e_x$ |
| **Lelaki dan Perempuan** *Both sexes* | | | | | | | | |
| **0** | 0.00602 | 602 | 0.00605 | 100,000 | 99,439 | 0.99337 [a] | 7,141,942 | 71.4 |
| **1** | 0.00141 | 140 | 0.00035 | 99,398 | 397,246 | 0.99889 [b] | 7,042,502 | 70.9 |
| **5** | 0.00064 | 63 | 0.00013 | 99,258 | 496,134 | 0.99922 | 6,645,257 | 66.9 |
| **10** | 0.00093 | 93 | 0.00019 | 99,195 | 495,745 | 0.99776 | 6,149,123 | 62.0 |
| **15** | 0.00355 | 352 | 0.00071 | 99,103 | 494,633 | 0.99530 | 5,653,378 | 57.0 |
| **20** | 0.00586 | 579 | 0.00118 | 98,751 | 492,306 | 0.99323 | 5,158,745 | 52.2 |
| **25** | 0.00768 | 754 | 0.00154 | 98,172 | 488,976 | 0.99154 | 4,666,438 | 47.5 |
| **30** | 0.00926 | 902 | 0.00186 | 97,418 | 484,837 | 0.98830 | 4,177,462 | 42.9 |
| **35** | 0.01416 | 1,367 | 0.00285 | 96,516 | 479,165 | 0.98265 | 3,692,626 | 38.3 |
| **40** | 0.02060 | 1,960 | 0.00416 | 95,150 | 470,850 | 0.97347 | 3,213,460 | 33.8 |
| **45** | 0.03259 | 3,037 | 0.00662 | 93,190 | 458,359 | 0.95986 | 2,742,610 | 29.4 |
| **50** | 0.04796 | 4,323 | 0.00983 | 90,153 | 439,959 | 0.94026 | 2,284,252 | 25.3 |
| **55** | 0.07211 | 6,189 | 0.01496 | 85,830 | 413,677 | 0.91642 | 1,844,293 | 21.5 |
| **60** | 0.09595 | 7,642 | 0.02016 | 79,641 | 379,100 | 0.88089 | 1,430,616 | 18.0 |
| **65** | 0.14474 | 10,421 | 0.03121 | 71,999 | 333,944 | 0.83337 | 1,051,516 | 14.6 |
| **70** | 0.19224 | 11,838 | 0.04254 | 61,578 | 278,298 | 0.77841 | 717,572 | 11.7 |
| **75** | 0.25793 | 12,830 | 0.05922 | 49,741 | 216,629 | 0.50685 [c] | 439,274 | 8.8 |
| **80+** | 1.00000 | 36,911 | 0.16578 | 36,911 | 222,644 | - | 222,644 | 6.0 |
| **Lelaki** *Male* | | | | | | | | |
| **0** | 0.00656 | 656 | 0.00660 | 100,000 | 99,385 | 0.99277 [a] | 6,792,405 | 67.9 |
| **1** | 0.00160 | 159 | 0.00040 | 99,344 | 397,002 | 0.99881 [b] | 6,693,020 | 67.4 |
| **5** | 0.00053 | 53 | 0.00011 | 99,186 | 495,797 | 0.99926 | 6,296,018 | 63.5 |
| **10** | 0.00095 | 94 | 0.00019 | 99,133 | 495,430 | 0.99690 | 5,800,222 | 58.5 |
| **15** | 0.00526 | 521 | 0.00105 | 99,039 | 493,895 | 0.99298 | 5,304,791 | 53.6 |
| **20** | 0.00880 | 867 | 0.00177 | 98,519 | 490,426 | 0.98978 | 4,810,896 | 48.8 |
| **25** | 0.01164 | 1,137 | 0.00234 | 97,652 | 485,415 | 0.98712 | 4,320,471 | 44.2 |
| **30** | 0.01414 | 1,365 | 0.00285 | 96,514 | 479,161 | 0.98208 | 3,835,056 | 39.7 |
| **35** | 0.02176 | 2,070 | 0.00440 | 95,150 | 470,574 | 0.97396 | 3,355,895 | 35.3 |
| **40** | 0.03043 | 2,832 | 0.00618 | 93,080 | 458,319 | 0.96134 | 2,885,320 | 31.0 |
| **45** | 0.04715 | 4,256 | 0.00966 | 90,248 | 440,600 | 0.94237 | 2,427,001 | 26.9 |
| **50** | 0.06863 | 5,901 | 0.01421 | 85,992 | 415,208 | 0.91734 | 1,986,401 | 23.1 |
| **55** | 0.09773 | 7,827 | 0.02055 | 80,091 | 380,886 | 0.89169 | 1,571,193 | 19.6 |
| **60** | 0.12004 | 8,674 | 0.02554 | 72,264 | 339,632 | 0.85245 | 1,190,307 | 16.5 |
| **65** | 0.17881 | 11,371 | 0.03927 | 63,589 | 289,519 | 0.80087 | 850,675 | 13.4 |
| **70** | 0.22388 | 11,691 | 0.05042 | 52,219 | 231,867 | 0.74403 | 561,156 | 10.7 |
| **75** | 0.29731 | 12,049 | 0.06984 | 40,528 | 172,517 | 0.47609 [c] | 329,290 | 8.1 |
| **80+** | 1.00000 | 28,479 | 0.18166 | 28,479 | 156,773 | - | 156,773 | 5.5 |
| **Perempuan** *Female* | | | | | | | | |
| **0** | 0.00545 | 545 | 0.00548 | 100,000 | 99,491 | 0.99402 [a] | 7,537,087 | 75.4 |
| **1** | 0.00122 | 121 | 0.00030 | 99,455 | 397,519 | 0.99895 [b] | 7,437,595 | 74.8 |
| **5** | 0.00074 | 73 | 0.00015 | 99,334 | 496,486 | 0.99917 | 7,040,076 | 70.9 |
| **10** | 0.00092 | 92 | 0.00018 | 99,261 | 496,074 | 0.99867 | 6,543,589 | 65.9 |
| **15** | 0.00174 | 173 | 0.00035 | 99,169 | 495,413 | 0.99780 | 6,047,515 | 61.0 |
| **20** | 0.00265 | 263 | 0.00053 | 98,996 | 494,324 | 0.99693 | 5,552,103 | 56.1 |
| **25** | 0.00349 | 344 | 0.00070 | 98,733 | 492,806 | 0.99606 | 5,057,779 | 51.2 |
| **30** | 0.00439 | 432 | 0.00088 | 98,389 | 490,865 | 0.99463 | 4,564,974 | 46.4 |
| **35** | 0.00635 | 622 | 0.00127 | 97,957 | 488,232 | 0.99178 | 4,074,108 | 41.6 |
| **40** | 0.01011 | 984 | 0.00203 | 97,335 | 484,216 | 0.98619 | 3,585,877 | 36.8 |
| **45** | 0.01755 | 1,691 | 0.00354 | 96,351 | 477,527 | 0.97734 | 3,101,660 | 32.2 |
| **50** | 0.02785 | 2,636 | 0.00565 | 94,660 | 466,708 | 0.96242 | 2,624,133 | 27.7 |
| **55** | 0.04759 | 4,379 | 0.00975 | 92,023 | 449,169 | 0.93987 | 2,157,425 | 23.4 |
| **60** | 0.07330 | 6,424 | 0.01522 | 87,644 | 422,160 | 0.90654 | 1,708,256 | 19.5 |
| **65** | 0.11523 | 9,359 | 0.02445 | 81,220 | 382,703 | 0.86148 | 1,286,096 | 15.8 |
| **70** | 0.16484 | 11,846 | 0.03593 | 71,861 | 329,692 | 0.80710 | 903,394 | 12.6 |
| **75** | 0.22650 | 13,594 | 0.05109 | 60,016 | 266,094 | 0.53618 [c] | 573,702 | 9.6 |
| **80+** | 1.00000 | 46,422 | 0.15091 | 46,422 | 307,608 | - | 307,608 | 6.6 |

**Nota:** *Notes:*
[a] **Daripada umur 0 hingga kumpulan umur 1-4** *From age of 0 to age group 1-4*
[b] **Daripada umur 0, kumpulan umur 1-4 hingga kumpulan umur 5-9** *From age of 0, age group 1-4 to age group 5-9*
[c] **Daripada umur 75 hingga 80+** *From age of 75 to 80+*

**Jadual 2.1.7: Jadual hayat ringkas bagi Bukan warganegara mengikut jantina dan umur, Malaysia, 2024**
*Table 2.1.7: Abridged life table for Non-citizens by sex and age, Malaysia, 2024*

| **Umur** *Age* | **Kebarangkalian mati di antara umur x dan umur x+n** *Probability of dying between age x and age x+n* | **Bilangan kematian di antara umur x dan umur x+n** *Number of deaths between age x and age x+n* | **Kadar tengah mortaliti di antara umur x dan umur x+n** *Central mortality rate between age x and age x+n* | **Penakat (orang yang masih hidup) pada umur tepat x** *Survivors at exact age x* | **Bilangan orang hidup-tahun di antara umur x dan umur x+n** *Number of person-years lived between age x and age x+n* | **Nisbah ketakatan** *Survival ratio* | **Jumlah bilangan orang hidup-tahun selepas umur tepat x** *Total number of person-years lived after exact age x* | **Jangkaan hayat** *Life expectancy* |
|---|---|---|---|---|---|---|---|---|
| **x** | $_nq_x$ | $_nd_x$ | $_nm_x$ | $l_x$ | $_nL_x$ | $_nS_x$ | $T_x$ | $e_x$ |
| **Lelaki dan Perempuan** *Both sexes* | | | | | | | | |
| **0** | 0.00388 | 388 | 0.00389 | 100,000 | 99,636 | 0.99603 [a] | 8,181,739 | 81.8 |
| **1** | 0.00027 | 27 | 0.00007 | 99,612 | 398,381 | 0.99974 [b] | 8,082,103 | 81.1 |
| **5** | 0.00016 | 16 | 0.00003 | 99,585 | 497,886 | 0.99957 | 7,683,722 | 77.2 |
| **10** | 0.00071 | 71 | 0.00014 | 99,569 | 497,670 | 0.99925 | 7,185,836 | 72.2 |
| **15** | 0.00078 | 78 | 0.00016 | 99,498 | 497,297 | 0.99930 | 6,688,166 | 67.2 |
| **20** | 0.00062 | 61 | 0.00012 | 99,420 | 496,949 | 0.99937 | 6,190,869 | 62.3 |
| **25** | 0.00065 | 65 | 0.00013 | 99,359 | 496,633 | 0.99925 | 5,693,920 | 57.3 |
| **30** | 0.00084 | 83 | 0.00017 | 99,294 | 496,263 | 0.99908 | 5,197,286 | 52.3 |
| **35** | 0.00099 | 99 | 0.00020 | 99,211 | 495,808 | 0.99867 | 4,701,023 | 47.4 |
| **40** | 0.00166 | 164 | 0.00033 | 99,112 | 495,151 | 0.99758 | 4,205,215 | 42.4 |
| **45** | 0.00318 | 315 | 0.00064 | 98,948 | 493,952 | 0.99244 | 3,710,065 | 37.5 |
| **50** | 0.01195 | 1,179 | 0.00240 | 98,633 | 490,218 | 0.97558 | 3,216,113 | 32.6 |
| **55** | 0.03703 | 3,609 | 0.00755 | 97,454 | 478,249 | 0.94286 | 2,725,895 | 28.0 |
| **60** | 0.07803 | 7,323 | 0.01624 | 93,845 | 450,920 | 0.94346 | 2,247,646 | 24.0 |
| **65** | 0.03323 | 2,875 | 0.00676 | 86,523 | 425,426 | 0.95757 | 1,796,726 | 20.8 |
| **70** | 0.05195 | 4,345 | 0.01067 | 83,648 | 407,375 | 0.92588 | 1,371,300 | 16.4 |
| **75** | 0.09750 | 7,732 | 0.02050 | 79,302 | 377,181 | 0.60870 [c] | 963,924 | 12.2 |
| **80+** | 1.00000 | 71,570 | 0.12198 | 71,570 | 586,743 | - | 586,743 | 8.2 |
| **Lelaki** *Male* | | | | | | | | |
| **0** | 0.00412 | 412 | 0.00413 | 100,000 | 99,611 | 0.99579 [a] | 8,146,753 | 81.5 |
| **1** | 0.00030 | 29 | 0.00007 | 99,588 | 398,283 | 0.99971 [b] | 8,047,142 | 80.8 |
| **5** | 0.00018 | 18 | 0.00004 | 99,559 | 497,748 | 0.99951 | 7,648,859 | 76.8 |
| **10** | 0.00080 | 80 | 0.00016 | 99,541 | 497,504 | 0.99915 | 7,151,111 | 71.8 |
| **15** | 0.00091 | 90 | 0.00018 | 99,461 | 497,080 | 0.99918 | 6,653,607 | 66.9 |
| **20** | 0.00073 | 73 | 0.00015 | 99,371 | 496,672 | 0.99929 | 6,156,527 | 62.0 |
| **25** | 0.00069 | 68 | 0.00014 | 99,298 | 496,319 | 0.99925 | 5,659,855 | 57.0 |
| **30** | 0.00082 | 81 | 0.00016 | 99,230 | 495,946 | 0.99912 | 5,163,536 | 52.0 |
| **35** | 0.00094 | 93 | 0.00019 | 99,149 | 495,509 | 0.99882 | 4,667,590 | 47.1 |
| **40** | 0.00141 | 140 | 0.00028 | 99,055 | 494,927 | 0.99790 | 4,172,081 | 42.1 |
| **45** | 0.00279 | 276 | 0.00056 | 98,916 | 493,888 | 0.99294 | 3,677,154 | 37.2 |
| **50** | 0.01133 | 1,118 | 0.00228 | 98,640 | 490,404 | 0.97527 | 3,183,265 | 32.3 |
| **55** | 0.03828 | 3,733 | 0.00780 | 97,522 | 478,277 | 0.93833 | 2,692,861 | 27.6 |
| **60** | 0.08599 | 8,065 | 0.01797 | 93,789 | 448,783 | 0.93482 | 2,214,584 | 23.6 |
| **65** | 0.04241 | 3,635 | 0.00867 | 85,724 | 419,534 | 0.95187 | 1,765,801 | 20.6 |
| **70** | 0.05410 | 4,441 | 0.01112 | 82,089 | 399,342 | 0.92882 | 1,346,267 | 16.4 |
| **75** | 0.08923 | 6,928 | 0.01868 | 77,648 | 370,918 | 0.60829 [c] | 946,925 | 12.2 |
| **80+** | 1.00000 | 70,719 | 0.12278 | 70,719 | 576,007 | - | 576,007 | 8.1 |
| **Perempuan** *Female* | | | | | | | | |
| **0** | 0.00362 | 362 | 0.00364 | 100,000 | 99,660 | 0.99630 [a] | 8,236,353 | 82.4 |
| **1** | 0.00024 | 24 | 0.00006 | 99,638 | 398,491 | 0.99977 [b] | 8,136,693 | 81.7 |
| **5** | 0.00013 | 13 | 0.00003 | 99,614 | 498,037 | 0.99963 | 7,738,202 | 77.7 |
| **10** | 0.00062 | 61 | 0.00012 | 99,601 | 497,851 | 0.99939 | 7,240,165 | 72.7 |
| **15** | 0.00059 | 59 | 0.00012 | 99,539 | 497,550 | 0.99954 | 6,742,314 | 67.7 |
| **20** | 0.00033 | 33 | 0.00007 | 99,480 | 497,320 | 0.99957 | 6,244,765 | 62.8 |
| **25** | 0.00054 | 53 | 0.00011 | 99,448 | 497,105 | 0.99927 | 5,747,445 | 57.8 |
| **30** | 0.00092 | 91 | 0.00018 | 99,394 | 496,743 | 0.99896 | 5,250,340 | 52.8 |
| **35** | 0.00116 | 115 | 0.00023 | 99,303 | 496,227 | 0.99823 | 4,753,597 | 47.9 |
| **40** | 0.00237 | 235 | 0.00047 | 99,188 | 495,351 | 0.99672 | 4,257,371 | 42.9 |
| **45** | 0.00419 | 414 | 0.00084 | 98,953 | 493,728 | 0.99127 | 3,762,020 | 38.0 |
| **50** | 0.01328 | 1,309 | 0.00267 | 98,538 | 489,419 | 0.97614 | 3,268,292 | 33.2 |
| **55** | 0.03458 | 3,363 | 0.00704 | 97,229 | 477,741 | 0.95198 | 2,778,873 | 28.6 |
| **60** | 0.06194 | 5,814 | 0.01278 | 93,867 | 454,800 | 0.95688 | 2,301,132 | 24.5 |
| **65** | 0.02306 | 2,031 | 0.00467 | 88,053 | 435,189 | 0.96397 | 1,846,332 | 21.0 |
| **70** | 0.04931 | 4,242 | 0.01011 | 86,022 | 419,508 | 0.92228 | 1,411,143 | 16.4 |
| **75** | 0.10761 | 8,801 | 0.02275 | 81,781 | 386,902 | 0.60983 [c] | 991,634 | 12.1 |
| **80+** | 1.00000 | 72,980 | 0.12068 | 72,980 | 604,732 | - | 604,732 | 8.3 |

**Nota:** *Notes:*
[a] **Daripada umur 0 hingga kumpulan umur 1-4** *From age of 0 to age group 1-4*
[b] **Daripada umur 0, kumpulan umur 1-4 hingga kumpulan umur 5-9** *From age of 0, age group 1-4 to age group 5-9*
[c] **Daripada umur 75 hingga 80+** *From age of 75 to 80+*

# JADUAL HAYAT RINGKAS

## *ABRIGED LIFE TABLES*

# MALAYSIA 2025[p]

**Muka surat ini sengaja dibiarkan kosong**

*This page is deliberately left blank*

**Jadual 2.2: Jadual hayat ringkas mengikut jantina dan umur, Malaysia, 2025[p]**

*Table 2.2: Abridged life table by sex and age, Malaysia, 2025 [p]*

| **Umur** *Age* | **Kebarangkalian mati di antara umur x dan umur x+n** *Probability of dying between age x and age x+n* | **Bilangan kematian di antara umur x dan umur x+n** *Number of deaths between age x and age x+n* | **Kadar tengah mortaliti di antara umur x dan umur x+n** *Central mortality rate between age x and age x+n* | **Penakat (orang yang masih hidup) pada umur tepat x** *Survivors at exact age x* | **Bilangan orang hidup-tahun di antara umur x dan umur x+n** *Number of person-years lived between age x and age x+n* | **Nisbah ketakatan** *Survival ratio* | **Jumlah bilangan orang hidup-tahun selepas umur tepat x** *Total number of person-years lived after exact age x* | **Jangkaan hayat** *Life expectancy* |
|---|---|---|---|---|---|---|---|---|
| **x** | $_nq_x$ | $_nd_x$ | $_nm_x$ | $l_x$ | $_nL_x$ | $_nS_x$ | $T_x$ | $e_x$ |
| **Lelaki dan Perempuan** *Both sexes* | | | | | | | | |
| **0** | 0.00689 | 689 | 0.00694 | 100,000 | 99,359 | 0.99259 [a] | 7,524,136 | 75.2 |
| **1** | 0.00125 | 124 | 0.00031 | 99,311 | 396,933 | 0.99886 [b] | 7,424,777 | 74.8 |
| **5** | 0.00083 | 83 | 0.00017 | 99,186 | 495,725 | 0.99897 | 7,027,843 | 70.9 |
| **10** | 0.00122 | 121 | 0.00024 | 99,104 | 495,216 | 0.99796 | 6,532,118 | 65.9 |
| **15** | 0.00287 | 284 | 0.00057 | 98,982 | 494,203 | 0.99697 | 6,036,902 | 61.0 |
| **20** | 0.00319 | 315 | 0.00064 | 98,699 | 492,706 | 0.99653 | 5,542,699 | 56.2 |
| **25** | 0.00376 | 370 | 0.00075 | 98,384 | 490,995 | 0.99543 | 5,049,993 | 51.3 |
| **30** | 0.00538 | 527 | 0.00108 | 98,014 | 488,753 | 0.99335 | 4,558,998 | 46.5 |
| **35** | 0.00793 | 773 | 0.00159 | 97,487 | 485,502 | 0.99002 | 4,070,246 | 41.8 |
| **40** | 0.01205 | 1,165 | 0.00242 | 96,714 | 480,657 | 0.98396 | 3,584,743 | 37.1 |
| **45** | 0.02008 | 1,918 | 0.00406 | 95,549 | 472,948 | 0.97437 | 3,104,086 | 32.5 |
| **50** | 0.03130 | 2,930 | 0.00636 | 93,630 | 460,827 | 0.95995 | 2,631,138 | 28.1 |
| **55** | 0.04909 | 4,452 | 0.01006 | 90,700 | 442,370 | 0.94115 | 2,170,312 | 23.9 |
| **60** | 0.06912 | 5,962 | 0.01432 | 86,248 | 416,335 | 0.91542 | 1,727,942 | 20.0 |
| **65** | 0.10119 | 8,124 | 0.02132 | 80,286 | 381,120 | 0.87766 | 1,311,607 | 16.3 |
| **70** | 0.14586 | 10,526 | 0.03147 | 72,162 | 334,494 | 0.81887 | 930,487 | 12.9 |
| **75** | 0.22243 | 13,709 | 0.05005 | 61,636 | 273,907 | 0.54042 [c] | 595,993 | 9.7 |
| **80+** | 1.00000 | 47,927 | 0.14880 | 47,927 | 322,086 | - | 322,086 | 6.7 |
| **Lelaki** *Male* | | | | | | | | |
| **0** | 0.00739 | 739 | 0.00744 | 100,000 | 99,308 | 0.99206 [a] | 7,298,393 | 73.0 |
| **1** | 0.00138 | 137 | 0.00034 | 99,261 | 396,720 | 0.99871 [b] | 7,199,085 | 72.5 |
| **5** | 0.00093 | 93 | 0.00019 | 99,124 | 495,390 | 0.99881 | 6,802,365 | 68.6 |
| **10** | 0.00145 | 144 | 0.00029 | 99,032 | 494,799 | 0.99716 | 6,306,975 | 63.7 |
| **15** | 0.00423 | 418 | 0.00085 | 98,888 | 493,394 | 0.99569 | 5,812,176 | 58.8 |
| **20** | 0.00439 | 433 | 0.00088 | 98,470 | 491,266 | 0.99540 | 5,318,782 | 54.0 |
| **25** | 0.00480 | 471 | 0.00096 | 98,037 | 489,008 | 0.99418 | 4,827,515 | 49.2 |
| **30** | 0.00684 | 667 | 0.00137 | 97,566 | 486,164 | 0.99151 | 4,338,507 | 44.5 |
| **35** | 0.01015 | 983 | 0.00204 | 96,899 | 482,038 | 0.98724 | 3,852,343 | 39.8 |
| **40** | 0.01539 | 1,477 | 0.00310 | 95,916 | 475,889 | 0.97965 | 3,370,305 | 35.1 |
| **45** | 0.02537 | 2,396 | 0.00514 | 94,440 | 466,207 | 0.96754 | 2,894,415 | 30.6 |
| **50** | 0.03973 | 3,657 | 0.00811 | 92,043 | 451,073 | 0.94885 | 2,428,208 | 26.4 |
| **55** | 0.06304 | 5,572 | 0.01302 | 88,386 | 428,001 | 0.92587 | 1,977,135 | 22.4 |
| **60** | 0.08596 | 7,119 | 0.01796 | 82,814 | 396,274 | 0.89546 | 1,549,134 | 18.7 |
| **65** | 0.12486 | 9,451 | 0.02663 | 75,696 | 354,849 | 0.85291 | 1,152,860 | 15.2 |
| **70** | 0.17250 | 11,427 | 0.03776 | 66,244 | 302,654 | 0.79004 | 798,010 | 12.0 |
| **75** | 0.25524 | 13,991 | 0.05851 | 54,817 | 239,108 | 0.51730 [c] | 495,357 | 9.0 |
| **80+** | 1.00000 | 40,826 | 0.15932 | 40,826 | 256,249 | - | 256,249 | 6.3 |
| **Perempuan** *Female* | | | | | | | | |
| **0** | 0.00636 | 636 | 0.00640 | 100,000 | 99,408 | 0.99317 [a] | 7,784,861 | 77.8 |
| **1** | 0.00112 | 111 | 0.00028 | 99,364 | 397,179 | 0.99899 [b] | 7,685,453 | 77.3 |
| **5** | 0.00073 | 72 | 0.00015 | 99,253 | 496,084 | 0.99915 | 7,288,274 | 73.4 |
| **10** | 0.00098 | 97 | 0.00020 | 99,181 | 495,660 | 0.99883 | 6,792,190 | 68.5 |
| **15** | 0.00137 | 135 | 0.00027 | 99,083 | 495,078 | 0.99845 | 6,296,530 | 63.5 |
| **20** | 0.00173 | 171 | 0.00035 | 98,948 | 494,312 | 0.99792 | 5,801,452 | 58.6 |
| **25** | 0.00242 | 239 | 0.00049 | 98,777 | 493,287 | 0.99700 | 5,307,139 | 53.7 |
| **30** | 0.00358 | 353 | 0.00072 | 98,538 | 491,805 | 0.99551 | 4,813,853 | 48.9 |
| **35** | 0.00540 | 530 | 0.00108 | 98,184 | 489,597 | 0.99314 | 4,322,048 | 44.0 |
| **40** | 0.00832 | 813 | 0.00167 | 97,654 | 486,240 | 0.98873 | 3,832,451 | 39.2 |
| **45** | 0.01424 | 1,379 | 0.00287 | 96,842 | 480,759 | 0.98169 | 3,346,211 | 34.6 |
| **50** | 0.02243 | 2,141 | 0.00454 | 95,462 | 471,957 | 0.97135 | 2,865,452 | 30.0 |
| **55** | 0.03502 | 3,268 | 0.00713 | 93,321 | 458,434 | 0.95668 | 2,393,495 | 25.6 |
| **60** | 0.05193 | 4,676 | 0.01066 | 90,053 | 438,574 | 0.93533 | 1,935,061 | 21.5 |
| **65** | 0.07812 | 6,670 | 0.01626 | 85,377 | 410,210 | 0.90173 | 1,496,486 | 17.5 |
| **70** | 0.12014 | 9,456 | 0.02556 | 78,707 | 369,897 | 0.84584 | 1,086,276 | 13.8 |
| **75** | 0.19283 | 13,354 | 0.04268 | 69,252 | 312,874 | 0.56326 [c] | 716,380 | 10.3 |
| **80+** | 1.00000 | 55,898 | 0.13853 | 55,898 | 403,506 | - | 403,506 | 7.2 |

**Nota:** *Notes:*

[a] **Daripada umur 0 hingga kumpulan umur 1-4**
*From age of 0 to age group 1-4*

[b] **Daripada umur 0, kumpulan umur 1-4 hingga kumpulan umur 5-9**
*From age of 0, age group 1-4 to age group 5-9*

[c] **Daripada umur 75 hingga 80+**
*From age of 75 to 80+*

[p] **Permulaan**
*Preliminary*

**Jadual 2.2.1: Jadual hayat ringkas bagi Warganegara[1] mengikut jantina dan umur, Malaysia, 2025[p]**

*Table 2.2.1: Abridged life table for Citizens [1] by sex and age, Malaysia, 2025[p]*

| **Umur** *Age* | **Kebarangkalian mati di antara umur x dan umur x+n** *Probability of dying between age x and age x+n* | **Bilangan kematian di antara umur x dan umur x+n** *Number of deaths between age x and age x+n* | **Kadar tengah mortaliti di antara umur x dan umur x+n** *Central mortality rate between age x and age x+n* | **Penakat (orang yang masih hidup) pada umur tepat x** *Survivors at exact age x* | **Bilangan orang hidup-tahun di antara umur x dan umur x+n** *Number of person-years lived between age x and age x+n* | **Nisbah ketakatan** *Survival ratio* | **Jumlah bilangan orang hidup-tahun selepas umur tepat x** *Total number of person-years lived after exact age x* | **Jangkaan hayat** *Life expectancy* |
|---|---|---|---|---|---|---|---|---|
| **x** | $_nq_x$ | $_nd_x$ | $_nm_x$ | $l_x$ | $_nL_x$ | $_nS_x$ | $T_x$ | $e_x$ |
| **Lelaki dan Perempuan** *Both sexes* | | | | | | | | |
| **0** | 0.00705 | 705 | 0.00710 | 100,000 | 99,345 | 0.99238 [a] | 7,481,696 | 74.8 |
| **1** | 0.00136 | 135 | 0.00034 | 99,295 | 396,844 | 0.99877 [b] | 7,382,351 | 74.3 |
| **5** | 0.00089 | 88 | 0.00018 | 99,160 | 495,579 | 0.99893 | 6,985,507 | 70.4 |
| **10** | 0.00126 | 125 | 0.00025 | 99,072 | 495,047 | 0.99786 | 6,489,928 | 65.5 |
| **15** | 0.00302 | 299 | 0.00060 | 98,947 | 493,989 | 0.99666 | 5,994,881 | 60.6 |
| **20** | 0.00366 | 362 | 0.00073 | 98,649 | 492,339 | 0.99588 | 5,500,891 | 55.8 |
| **25** | 0.00457 | 449 | 0.00092 | 98,287 | 490,311 | 0.99452 | 5,008,553 | 51.0 |
| **30** | 0.00639 | 625 | 0.00128 | 97,838 | 487,626 | 0.99231 | 4,518,241 | 46.2 |
| **35** | 0.00900 | 875 | 0.00181 | 97,213 | 483,877 | 0.98895 | 4,030,616 | 41.5 |
| **40** | 0.01312 | 1,264 | 0.00264 | 96,338 | 478,530 | 0.98281 | 3,546,739 | 36.8 |
| **45** | 0.02132 | 2,027 | 0.00431 | 95,074 | 470,303 | 0.97327 | 3,068,208 | 32.3 |
| **50** | 0.03225 | 3,001 | 0.00656 | 93,047 | 457,733 | 0.95927 | 2,597,905 | 27.9 |
| **55** | 0.04949 | 4,457 | 0.01015 | 90,046 | 439,089 | 0.94104 | 2,140,172 | 23.8 |
| **60** | 0.06892 | 5,899 | 0.01428 | 85,589 | 413,201 | 0.91362 | 1,701,084 | 19.9 |
| **65** | 0.10514 | 8,379 | 0.02220 | 79,691 | 377,506 | 0.87382 | 1,287,883 | 16.2 |
| **70** | 0.14968 | 10,674 | 0.03236 | 71,312 | 329,874 | 0.81467 | 910,377 | 12.8 |
| **75** | 0.22727 | 13,781 | 0.05128 | 60,638 | 268,737 | 0.53706 [c] | 580,503 | 9.6 |
| **80+** | 1.00000 | 46,857 | 0.15030 | 46,857 | 311,766 | - | 311,766 | 6.7 |
| **Lelaki** *Male* | | | | | | | | |
| **0** | 0.00755 | 755 | 0.00760 | 100,000 | 99,294 | 0.99184 [a] | 7,229,883 | 72.3 |
| **1** | 0.00150 | 149 | 0.00037 | 99,245 | 396,629 | 0.99862 [b] | 7,130,589 | 71.8 |
| **5** | 0.00100 | 99 | 0.00020 | 99,097 | 495,236 | 0.99876 | 6,733,961 | 68.0 |
| **10** | 0.00149 | 148 | 0.00030 | 98,998 | 494,620 | 0.99700 | 6,238,725 | 63.0 |
| **15** | 0.00451 | 446 | 0.00090 | 98,850 | 493,135 | 0.99509 | 5,744,106 | 58.1 |
| **20** | 0.00531 | 523 | 0.00107 | 98,404 | 490,713 | 0.99415 | 5,250,970 | 53.4 |
| **25** | 0.00639 | 625 | 0.00128 | 97,881 | 487,843 | 0.99236 | 4,760,257 | 48.6 |
| **30** | 0.00889 | 865 | 0.00179 | 97,256 | 484,117 | 0.98942 | 4,272,414 | 43.9 |
| **35** | 0.01229 | 1,185 | 0.00247 | 96,391 | 478,993 | 0.98512 | 3,788,297 | 39.3 |
| **40** | 0.01750 | 1,667 | 0.00353 | 95,206 | 471,865 | 0.97743 | 3,309,304 | 34.8 |
| **45** | 0.02772 | 2,593 | 0.00562 | 93,540 | 461,215 | 0.96542 | 2,837,439 | 30.3 |
| **50** | 0.04163 | 3,786 | 0.00850 | 90,946 | 445,268 | 0.94737 | 2,376,223 | 26.1 |
| **55** | 0.06412 | 5,589 | 0.01325 | 87,161 | 421,832 | 0.92532 | 1,930,955 | 22.2 |
| **60** | 0.08597 | 7,012 | 0.01797 | 81,572 | 390,329 | 0.89301 | 1,509,124 | 18.5 |
| **65** | 0.12999 | 9,692 | 0.02781 | 74,560 | 348,568 | 0.84771 | 1,118,795 | 15.0 |
| **70** | 0.17793 | 11,542 | 0.03906 | 64,867 | 295,483 | 0.78387 | 770,227 | 11.9 |
| **75** | 0.26259 | 14,003 | 0.06046 | 53,326 | 231,622 | 0.51211 [c] | 474,743 | 8.9 |
| **80+** | 1.00000 | 39,323 | 0.16174 | 39,323 | 243,121 | - | 243,121 | 6.2 |
| **Perempuan** *Female* | | | | | | | | |
| **0** | 0.00652 | 652 | 0.00656 | 100,000 | 99,394 | 0.99297 [a] | 7,763,542 | 77.6 |
| **1** | 0.00122 | 121 | 0.00030 | 99,348 | 397,093 | 0.99891 [b] | 7,664,148 | 77.1 |
| **5** | 0.00078 | 77 | 0.00016 | 99,228 | 495,946 | 0.99911 | 7,267,055 | 73.2 |
| **10** | 0.00101 | 100 | 0.00020 | 99,151 | 495,503 | 0.99879 | 6,771,109 | 68.3 |
| **15** | 0.00141 | 140 | 0.00028 | 99,051 | 494,903 | 0.99835 | 6,275,606 | 63.4 |
| **20** | 0.00188 | 186 | 0.00038 | 98,911 | 494,087 | 0.99773 | 5,780,703 | 58.4 |
| **25** | 0.00267 | 263 | 0.00053 | 98,724 | 492,964 | 0.99674 | 5,286,615 | 53.5 |
| **30** | 0.00385 | 379 | 0.00077 | 98,461 | 491,359 | 0.99522 | 4,793,651 | 48.7 |
| **35** | 0.00572 | 561 | 0.00115 | 98,083 | 489,010 | 0.99282 | 4,302,292 | 43.9 |
| **40** | 0.00864 | 843 | 0.00174 | 97,521 | 485,500 | 0.98836 | 3,813,282 | 39.1 |
| **45** | 0.01466 | 1,417 | 0.00295 | 96,679 | 479,851 | 0.98134 | 3,327,781 | 34.4 |
| **50** | 0.02272 | 2,164 | 0.00460 | 95,262 | 470,898 | 0.97119 | 2,847,930 | 29.9 |
| **55** | 0.03504 | 3,262 | 0.00713 | 93,098 | 457,333 | 0.95675 | 2,377,032 | 25.5 |
| **60** | 0.05177 | 4,651 | 0.01063 | 89,836 | 437,552 | 0.93395 | 1,919,699 | 21.4 |
| **65** | 0.08112 | 6,910 | 0.01691 | 85,185 | 408,651 | 0.89898 | 1,482,146 | 17.4 |
| **70** | 0.12267 | 9,602 | 0.02614 | 78,275 | 367,371 | 0.84317 | 1,073,495 | 13.7 |
| **75** | 0.19577 | 13,444 | 0.04340 | 68,673 | 309,755 | 0.56133 [c] | 706,124 | 10.3 |
| **80+** | 1.00000 | 55,229 | 0.13934 | 55,229 | 396,369 | - | 396,369 | 7.2 |

**Nota:** *Notes:*

[a] **Daripada umur 0 hingga kumpulan umur 1-4**
*From age of 0 to age group 1-4*

[b] **Daripada umur 0, kumpulan umur 1-4 hingga kumpulan umur 5-9**
*From age of 0, age group 1-4 to age group 5-9*

[c] **Daripada umur 75 hingga 80+**
*From age of 75 to 80+*

[1] **Termasuk etnik Lain-lain**
*Includes Others*

[p] **Permulaan**
*Preliminary*

**Jadual 2.2.2: Jadual hayat ringkas bagi etnik Bumiputera mengikut jantina dan umur, Malaysia, 2025[p]**

*Table 2.2.2: Abridged life table for Bumiputera by sex and age, Malaysia, 2025 [p]*

| **Umur** *Age* | **Kebarangkalian mati di antara umur x dan umur x+n** *Probability of dying between age x and age x+n* | **Bilangan kematian di antara umur x dan umur x+n** *Number of deaths between age x and age x+n* | **Kadar tengah mortaliti di antara umur x dan umur x+n** *Central mortality rate between age x and age x+n* | **Penakat (orang yang masih hidup) pada umur tepat x** *Survivors at exact age x* | **Bilangan orang hidup-tahun di antara umur x dan umur x+n** *Number of person-years lived between age x and age x+n* | **Nisbah ketakatan** *Survival ratio* | **Jumlah bilangan orang hidup-tahun selepas umur tepat x** *Total number of person-years lived after exact age x* | **Jangkaan hayat** *Life expectancy* |
|---|---|---|---|---|---|---|---|---|
| **x** | $_nq_x$ | $_nd_x$ | $_nm_x$ | $l_x$ | $_nL_x$ | $_nS_x$ | $T_x$ | $e_x$ |
| **Lelaki dan Perempuan** *Both sexes* | | | | | | | | |
| **0** | 0.00742 | 742 | 0.00748 | 100,000 | 99,311 | 0.99198 [a] | 7,433,164 | 74.3 |
| **1** | 0.00142 | 141 | 0.00035 | 99,258 | 396,680 | 0.99868 [b] | 7,333,852 | 73.9 |
| **5** | 0.00100 | 99 | 0.00020 | 99,117 | 495,338 | 0.99878 | 6,937,172 | 70.0 |
| **10** | 0.00145 | 144 | 0.00029 | 99,018 | 494,732 | 0.99755 | 6,441,834 | 65.1 |
| **15** | 0.00344 | 340 | 0.00069 | 98,875 | 493,522 | 0.99633 | 5,947,103 | 60.1 |
| **20** | 0.00391 | 385 | 0.00078 | 98,534 | 491,709 | 0.99565 | 5,453,581 | 55.3 |
| **25** | 0.00480 | 471 | 0.00096 | 98,149 | 489,569 | 0.99424 | 4,961,872 | 50.6 |
| **30** | 0.00672 | 656 | 0.00135 | 97,678 | 486,751 | 0.99188 | 4,472,303 | 45.8 |
| **35** | 0.00952 | 924 | 0.00191 | 97,022 | 482,800 | 0.98821 | 3,985,552 | 41.1 |
| **40** | 0.01408 | 1,353 | 0.00284 | 96,098 | 477,106 | 0.98150 | 3,502,752 | 36.4 |
| **45** | 0.02297 | 2,177 | 0.00465 | 94,744 | 468,280 | 0.97102 | 3,025,647 | 31.9 |
| **50** | 0.03513 | 3,252 | 0.00715 | 92,568 | 454,709 | 0.95557 | 2,557,366 | 27.6 |
| **55** | 0.05407 | 4,830 | 0.01112 | 89,316 | 434,506 | 0.93582 | 2,102,657 | 23.5 |
| **60** | 0.07487 | 6,325 | 0.01556 | 84,486 | 406,619 | 0.90672 | 1,668,151 | 19.7 |
| **65** | 0.11318 | 8,846 | 0.02399 | 78,161 | 368,691 | 0.87191 | 1,261,531 | 16.1 |
| **70** | 0.14490 | 10,044 | 0.03124 | 69,315 | 321,466 | 0.82166 | 892,841 | 12.9 |
| **75** | 0.21745 | 12,889 | 0.04880 | 59,272 | 264,136 | 0.53772 [c] | 571,374 | 9.6 |
| **80+** | 1.00000 | 46,383 | 0.15097 | 46,383 | 307,238 | - | 307,238 | 6.6 |
| **Lelaki** *Male* | | | | | | | | |
| **0** | 0.00795 | 795 | 0.00801 | 100,000 | 99,257 | 0.99142 [a] | 7,199,155 | 72.0 |
| **1** | 0.00158 | 156 | 0.00039 | 99,205 | 396,451 | 0.99849 [b] | 7,099,897 | 71.6 |
| **5** | 0.00115 | 113 | 0.00023 | 99,049 | 494,962 | 0.99854 | 6,703,446 | 67.7 |
| **10** | 0.00177 | 175 | 0.00035 | 98,936 | 494,241 | 0.99652 | 6,208,484 | 62.8 |
| **15** | 0.00520 | 513 | 0.00104 | 98,761 | 492,521 | 0.99455 | 5,714,243 | 57.9 |
| **20** | 0.00570 | 560 | 0.00114 | 98,247 | 489,837 | 0.99382 | 5,221,722 | 53.1 |
| **25** | 0.00667 | 652 | 0.00134 | 97,687 | 486,808 | 0.99207 | 4,731,885 | 48.4 |
| **30** | 0.00919 | 892 | 0.00185 | 97,036 | 482,948 | 0.98907 | 4,245,077 | 43.7 |
| **35** | 0.01268 | 1,219 | 0.00255 | 96,144 | 477,670 | 0.98453 | 3,762,129 | 39.1 |
| **40** | 0.01829 | 1,736 | 0.00369 | 94,925 | 470,282 | 0.97632 | 3,284,459 | 34.6 |
| **45** | 0.02917 | 2,718 | 0.00592 | 93,188 | 459,146 | 0.96344 | 2,814,176 | 30.2 |
| **50** | 0.04418 | 3,997 | 0.00903 | 90,470 | 442,360 | 0.94400 | 2,355,030 | 26.0 |
| **55** | 0.06837 | 5,912 | 0.01416 | 86,474 | 417,589 | 0.92040 | 1,912,670 | 22.1 |
| **60** | 0.09167 | 7,385 | 0.01921 | 80,562 | 384,347 | 0.88719 | 1,495,082 | 18.6 |
| **65** | 0.13608 | 9,958 | 0.02920 | 73,177 | 340,991 | 0.85002 | 1,110,734 | 15.2 |
| **70** | 0.16606 | 10,498 | 0.03622 | 63,219 | 289,851 | 0.79903 | 769,743 | 12.2 |
| **75** | 0.24283 | 12,802 | 0.05528 | 52,721 | 231,600 | 0.51739 [c] | 479,893 | 9.1 |
| **80+** | 1.00000 | 39,919 | 0.16077 | 39,919 | 248,293 | - | 248,293 | 6.2 |
| **Perempuan** *Female* | | | | | | | | |
| **0** | 0.00687 | 687 | 0.00691 | 100,000 | 99,362 | 0.99261 [a] | 7,690,249 | 76.9 |
| **1** | 0.00125 | 124 | 0.00031 | 99,313 | 396,945 | 0.99885 [b] | 7,590,887 | 76.4 |
| **5** | 0.00084 | 83 | 0.00017 | 99,189 | 495,738 | 0.99902 | 7,193,942 | 72.5 |
| **10** | 0.00111 | 110 | 0.00022 | 99,106 | 495,254 | 0.99866 | 6,698,204 | 67.6 |
| **15** | 0.00157 | 155 | 0.00031 | 98,996 | 494,591 | 0.99823 | 6,202,950 | 62.7 |
| **20** | 0.00197 | 195 | 0.00039 | 98,841 | 493,716 | 0.99759 | 5,708,359 | 57.8 |
| **25** | 0.00285 | 281 | 0.00057 | 98,646 | 492,526 | 0.99646 | 5,214,643 | 52.9 |
| **30** | 0.00423 | 416 | 0.00085 | 98,365 | 490,783 | 0.99469 | 4,722,117 | 48.0 |
| **35** | 0.00640 | 627 | 0.00128 | 97,949 | 488,176 | 0.99190 | 4,231,334 | 43.2 |
| **40** | 0.00980 | 954 | 0.00197 | 97,322 | 484,224 | 0.98683 | 3,743,158 | 38.5 |
| **45** | 0.01658 | 1,598 | 0.00334 | 96,368 | 477,845 | 0.97873 | 3,258,934 | 33.8 |
| **50** | 0.02603 | 2,467 | 0.00528 | 94,770 | 467,682 | 0.96705 | 2,781,089 | 29.3 |
| **55** | 0.04006 | 3,697 | 0.00817 | 92,303 | 452,271 | 0.95100 | 2,313,407 | 25.1 |
| **60** | 0.05832 | 5,167 | 0.01201 | 88,606 | 430,110 | 0.92571 | 1,861,136 | 21.0 |
| **65** | 0.09126 | 7,615 | 0.01913 | 83,439 | 398,155 | 0.89294 | 1,431,025 | 17.2 |
| **70** | 0.12444 | 9,436 | 0.02654 | 75,824 | 355,529 | 0.84272 | 1,032,870 | 13.6 |
| **75** | 0.19478 | 12,931 | 0.04316 | 66,388 | 299,612 | 0.55766 [c] | 677,341 | 10.2 |
| **80+** | 1.00000 | 53,457 | 0.14152 | 53,457 | 377,729 | - | 377,729 | 7.1 |

**Nota:** *Notes:*

[a] **Daripada umur 0 hingga kumpulan umur 1-4**
*From age of 0 to age group 1-4*

[b] **Daripada umur 0, kumpulan umur 1-4 hingga kumpulan umur 5-9**
*From age of 0, age group 1-4 to age group 5-9*

[c] **Daripada umur 75 hingga 80+**
*From age of 75 to 80+*

[p] **Permulaan**
*Preliminary*

**Jadual 2.2.3: Jadual hayat ringkas bagi etnik Melayu mengikut jantina dan umur, Malaysia, 2025[p]**

*Table 2.2.3: Abridged life table for Malay by sex and age, Malaysia, 2025 [p]*

| **Umur** *Age* | **Kebarangkalian mati di antara umur x dan umur x+n** *Probability of dying between age x and age x+n* | **Bilangan kematian di antara umur x dan umur x+n** *Number of deaths between age x and age x+n* | **Kadar tengah mortaliti di antara umur x dan umur x+n** *Central mortality rate between age x and age x+n* | **Penakat (orang yang masih hidup) pada umur tepat x** *Survivors at exact age x* | **Bilangan orang hidup-tahun di antara umur x dan umur x+n** *Number of person-years lived between age x and age x+n* | **Nisbah ketakatan** *Survival ratio* | **Jumlah bilangan orang hidup-tahun selepas umur tepat x** *Total number of person-years lived after exact age x* | **Jangkaan hayat** *Life expectancy* |
|---|---|---|---|---|---|---|---|---|
| **x** | $_nq_x$ | $_nd_x$ | $_nm_x$ | $l_x$ | $_nL_x$ | $_nS_x$ | $T_x$ | $e_x$ |
| **Lelaki dan Perempuan** *Both sexes* | | | | | | | | |
| **0** | 0.00705 | 705 | 0.00710 | 100,000 | 99,345 | 0.99242 [a] | 7,435,598 | 74.4 |
| **1** | 0.00127 | 126 | 0.00032 | 99,295 | 396,866 | 0.99880 [b] | 7,336,253 | 73.9 |
| **5** | 0.00093 | 92 | 0.00019 | 99,169 | 495,613 | 0.99886 | 6,939,387 | 70.0 |
| **10** | 0.00135 | 133 | 0.00027 | 99,077 | 495,050 | 0.99755 | 6,443,773 | 65.0 |
| **15** | 0.00355 | 351 | 0.00071 | 98,943 | 493,838 | 0.99632 | 5,948,723 | 60.1 |
| **20** | 0.00381 | 376 | 0.00076 | 98,592 | 492,020 | 0.99578 | 5,454,885 | 55.3 |
| **25** | 0.00462 | 454 | 0.00093 | 98,216 | 489,945 | 0.99445 | 4,962,865 | 50.5 |
| **30** | 0.00647 | 633 | 0.00130 | 97,762 | 487,228 | 0.99220 | 4,472,919 | 45.8 |
| **35** | 0.00914 | 888 | 0.00184 | 97,129 | 483,426 | 0.98858 | 3,985,691 | 41.0 |
| **40** | 0.01371 | 1,320 | 0.00276 | 96,241 | 477,907 | 0.98195 | 3,502,265 | 36.4 |
| **45** | 0.02245 | 2,131 | 0.00454 | 94,921 | 469,279 | 0.97144 | 3,024,358 | 31.9 |
| **50** | 0.03481 | 3,230 | 0.00708 | 92,790 | 455,877 | 0.95548 | 2,555,079 | 27.5 |
| **55** | 0.05458 | 4,888 | 0.01122 | 89,561 | 435,583 | 0.93497 | 2,099,202 | 23.4 |
| **60** | 0.07608 | 6,442 | 0.01582 | 84,673 | 407,259 | 0.90527 | 1,663,619 | 19.6 |
| **65** | 0.11491 | 8,989 | 0.02438 | 78,231 | 368,680 | 0.86945 | 1,256,360 | 16.1 |
| **70** | 0.14822 | 10,263 | 0.03202 | 69,241 | 320,550 | 0.81944 | 887,679 | 12.8 |
| **75** | 0.21852 | 12,888 | 0.04907 | 58,979 | 262,672 | 0.53684 [c] | 567,130 | 9.6 |
| **80+** | 1.00000 | 46,090 | 0.15139 | 46,090 | 304,457 | - | 304,457 | 6.6 |
| **Lelaki** *Male* | | | | | | | | |
| **0** | 0.00757 | 757 | 0.00763 | 100,000 | 99,291 | 0.99186 [a] | 7,199,580 | 72.0 |
| **1** | 0.00141 | 140 | 0.00035 | 99,243 | 396,640 | 0.99862 [b] | 7,100,288 | 71.5 |
| **5** | 0.00108 | 107 | 0.00022 | 99,103 | 495,248 | 0.99861 | 6,703,648 | 67.6 |
| **10** | 0.00170 | 168 | 0.00034 | 98,996 | 494,559 | 0.99642 | 6,208,401 | 62.7 |
| **15** | 0.00546 | 539 | 0.00109 | 98,828 | 492,790 | 0.99447 | 5,713,842 | 57.8 |
| **20** | 0.00560 | 550 | 0.00112 | 98,288 | 490,067 | 0.99401 | 5,221,052 | 53.1 |
| **25** | 0.00640 | 625 | 0.00128 | 97,738 | 487,129 | 0.99239 | 4,730,985 | 48.4 |
| **30** | 0.00882 | 857 | 0.00177 | 97,113 | 483,424 | 0.98955 | 4,243,856 | 43.7 |
| **35** | 0.01209 | 1,163 | 0.00243 | 96,256 | 478,374 | 0.98509 | 3,760,432 | 39.1 |
| **40** | 0.01777 | 1,690 | 0.00359 | 95,093 | 471,241 | 0.97699 | 3,282,059 | 34.5 |
| **45** | 0.02835 | 2,648 | 0.00575 | 93,403 | 460,397 | 0.96418 | 2,810,817 | 30.1 |
| **50** | 0.04351 | 3,949 | 0.00890 | 90,756 | 443,905 | 0.94409 | 2,350,420 | 25.9 |
| **55** | 0.06887 | 5,978 | 0.01427 | 86,806 | 419,085 | 0.91948 | 1,906,516 | 22.0 |
| **60** | 0.09303 | 7,519 | 0.01951 | 80,828 | 385,341 | 0.88497 | 1,487,430 | 18.4 |
| **65** | 0.13929 | 10,211 | 0.02994 | 73,308 | 341,014 | 0.84557 | 1,102,089 | 15.0 |
| **70** | 0.17201 | 10,853 | 0.03764 | 63,097 | 288,353 | 0.79441 | 761,075 | 12.1 |
| **75** | 0.24615 | 12,860 | 0.05614 | 52,244 | 229,071 | 0.51542 [c] | 472,722 | 9.0 |
| **80+** | 1.00000 | 39,384 | 0.16164 | 39,384 | 243,652 | - | 243,652 | 6.2 |
| **Perempuan** *Female* | | | | | | | | |
| **0** | 0.00649 | 649 | 0.00653 | 100,000 | 99,396 | 0.99304 [a] | 7,694,522 | 76.9 |
| **1** | 0.00113 | 112 | 0.00028 | 99,351 | 397,125 | 0.99896 [b] | 7,595,126 | 76.4 |
| **5** | 0.00077 | 76 | 0.00015 | 99,239 | 496,003 | 0.99913 | 7,198,001 | 72.5 |
| **10** | 0.00097 | 96 | 0.00019 | 99,163 | 495,573 | 0.99876 | 6,701,998 | 67.6 |
| **15** | 0.00151 | 150 | 0.00030 | 99,067 | 494,959 | 0.99831 | 6,206,425 | 62.6 |
| **20** | 0.00188 | 185 | 0.00038 | 98,917 | 494,121 | 0.99768 | 5,711,466 | 57.7 |
| **25** | 0.00276 | 272 | 0.00055 | 98,731 | 492,976 | 0.99657 | 5,217,345 | 52.8 |
| **30** | 0.00409 | 403 | 0.00082 | 98,459 | 491,288 | 0.99485 | 4,724,369 | 48.0 |
| **35** | 0.00622 | 610 | 0.00125 | 98,056 | 488,756 | 0.99211 | 4,233,081 | 43.2 |
| **40** | 0.00958 | 933 | 0.00193 | 97,446 | 484,898 | 0.98707 | 3,744,325 | 38.4 |
| **45** | 0.01632 | 1,575 | 0.00329 | 96,513 | 478,628 | 0.97889 | 3,259,427 | 33.8 |
| **50** | 0.02599 | 2,467 | 0.00527 | 94,938 | 468,523 | 0.96677 | 2,780,799 | 29.3 |
| **55** | 0.04066 | 3,760 | 0.00830 | 92,471 | 452,955 | 0.95016 | 2,312,277 | 25.0 |
| **60** | 0.05941 | 5,271 | 0.01225 | 88,711 | 430,380 | 0.92480 | 1,859,321 | 21.0 |
| **65** | 0.09198 | 7,674 | 0.01928 | 83,441 | 398,017 | 0.89191 | 1,428,941 | 17.1 |
| **70** | 0.12583 | 9,534 | 0.02686 | 75,766 | 354,997 | 0.84233 | 1,030,924 | 13.6 |
| **75** | 0.19409 | 12,855 | 0.04299 | 66,232 | 299,025 | 0.55761 [c] | 675,927 | 10.2 |
| **80+** | 1.00000 | 53,377 | 0.14162 | 53,377 | 376,903 | - | 376,903 | 7.1 |

**Nota:** *Notes:*

[a] **Daripada umur 0 hingga kumpulan umur 1-4**
*From age of 0 to age group 1-4*

[b] **Daripada umur 0, kumpulan umur 1-4 hingga kumpulan umur 5-9**
*From age of 0, age group 1-4 to age group 5-9*

[c] **Daripada umur 75 hingga 80+**
*From age of 75 to 80+*

[p] **Permulaan**
*Preliminary*

**Jadual 2.2.4: Jadual hayat ringkas bagi etnik Bumiputera lain mengikut jantina dan umur, Malaysia, 2025[p]**

*Table 2.2.4: Abridged life table for Other Bumiputera by sex and age, Malaysia, 2025[p]*

| **Umur** *Age* | **Kebarangkalian mati di antara umur x dan umur x+n** *Probability of dying between age x and age x+n* | **Bilangan kematian di antara umur x dan umur x+n** *Number of deaths between age x and age x+n* | **Kadar tengah mortaliti di antara umur x dan umur x+n** *Central mortality rate between age x and age x+n* | **Penakat (orang yang masih hidup) pada umur tepat x** *Survivors at exact age x* | **Bilangan orang hidup-tahun di antara umur x dan umur x+n** *Number of person-years lived between age x and age x+n* | **Nisbah ketakatan** *Survival ratio* | **Jumlah bilangan orang hidup-tahun selepas umur tepat x** *Total number of person-years lived after exact age x* | **Jangkaan hayat** *Life expectancy* |
|---|---|---|---|---|---|---|---|---|
| **x** | $_nq_x$ | $_nd_x$ | $_nm_x$ | $l_x$ | $_nL_x$ | $_nS_x$ | $T_x$ | $e_x$ |
| **Lelaki dan Perempuan** *Both sexes* | | | | | | | | |
| **0** | 0.00939 | 939 | 0.00948 | 100,000 | 99,134 | 0.98966 [a] | 7,421,187 | 74.2 |
| **1** | 0.00221 | 219 | 0.00055 | 99,061 | 395,698 | 0.99807 [b] | 7,322,053 | 73.9 |
| **5** | 0.00135 | 134 | 0.00027 | 98,842 | 493,875 | 0.99832 | 6,926,355 | 70.1 |
| **10** | 0.00200 | 197 | 0.00040 | 98,708 | 493,047 | 0.99750 | 6,432,480 | 65.2 |
| **15** | 0.00301 | 297 | 0.00060 | 98,511 | 491,812 | 0.99632 | 5,939,433 | 60.3 |
| **20** | 0.00436 | 428 | 0.00087 | 98,214 | 490,000 | 0.99502 | 5,447,621 | 55.5 |
| **25** | 0.00561 | 548 | 0.00112 | 97,786 | 487,559 | 0.99333 | 4,957,620 | 50.7 |
| **30** | 0.00774 | 752 | 0.00155 | 97,238 | 484,307 | 0.99047 | 4,470,061 | 46.0 |
| **35** | 0.01133 | 1,093 | 0.00228 | 96,485 | 479,693 | 0.98643 | 3,985,754 | 41.3 |
| **40** | 0.01585 | 1,512 | 0.00319 | 95,392 | 473,182 | 0.97932 | 3,506,061 | 36.8 |
| **45** | 0.02560 | 2,403 | 0.00519 | 93,881 | 463,395 | 0.96896 | 3,032,879 | 32.3 |
| **50** | 0.03662 | 3,350 | 0.00746 | 91,477 | 449,012 | 0.95595 | 2,569,484 | 28.1 |
| **55** | 0.05177 | 4,563 | 0.01063 | 88,128 | 429,231 | 0.93991 | 2,120,472 | 24.1 |
| **60** | 0.06886 | 5,754 | 0.01426 | 83,565 | 403,439 | 0.91393 | 1,691,241 | 20.2 |
| **65** | 0.10456 | 8,136 | 0.02207 | 77,811 | 368,713 | 0.88420 | 1,287,802 | 16.6 |
| **70** | 0.12834 | 8,942 | 0.02743 | 69,675 | 326,018 | 0.83281 | 919,088 | 13.2 |
| **75** | 0.21175 | 12,860 | 0.04736 | 60,732 | 271,512 | 0.54219 [c] | 593,071 | 9.8 |
| **80+** | 1.00000 | 47,872 | 0.14888 | 47,872 | 321,559 | - | 321,559 | 6.7 |
| **Lelaki** *Male* | | | | | | | | |
| **0** | 0.00990 | 990 | 0.00999 | 100,000 | 99,080 | 0.98906 [a] | 7,194,583 | 71.9 |
| **1** | 0.00250 | 247 | 0.00063 | 99,010 | 395,452 | 0.99781 [b] | 7,095,503 | 71.7 |
| **5** | 0.00147 | 145 | 0.00029 | 98,763 | 493,450 | 0.99820 | 6,700,051 | 67.8 |
| **10** | 0.00212 | 209 | 0.00043 | 98,618 | 492,564 | 0.99685 | 6,206,601 | 62.9 |
| **15** | 0.00418 | 411 | 0.00084 | 98,408 | 491,012 | 0.99480 | 5,714,037 | 58.1 |
| **20** | 0.00622 | 610 | 0.00125 | 97,997 | 488,461 | 0.99292 | 5,223,025 | 53.3 |
| **25** | 0.00795 | 775 | 0.00160 | 97,387 | 485,000 | 0.99065 | 4,734,564 | 48.6 |
| **30** | 0.01076 | 1,040 | 0.00216 | 96,613 | 480,464 | 0.98688 | 4,249,564 | 44.0 |
| **35** | 0.01550 | 1,482 | 0.00312 | 95,573 | 474,161 | 0.98187 | 3,769,099 | 39.4 |
| **40** | 0.02079 | 1,956 | 0.00420 | 94,091 | 465,566 | 0.97299 | 3,294,938 | 35.0 |
| **45** | 0.03335 | 3,073 | 0.00678 | 92,135 | 452,993 | 0.95978 | 2,829,372 | 30.7 |
| **50** | 0.04734 | 4,216 | 0.00970 | 89,062 | 434,771 | 0.94351 | 2,376,379 | 26.7 |
| **55** | 0.06610 | 5,608 | 0.01367 | 84,846 | 410,211 | 0.92480 | 1,941,608 | 22.9 |
| **60** | 0.08495 | 6,731 | 0.01774 | 79,238 | 379,363 | 0.89788 | 1,531,396 | 19.3 |
| **65** | 0.12089 | 8,765 | 0.02573 | 72,507 | 340,621 | 0.87080 | 1,152,034 | 15.9 |
| **70** | 0.13867 | 8,839 | 0.02980 | 63,742 | 296,612 | 0.82103 | 811,412 | 12.7 |
| **75** | 0.22576 | 12,395 | 0.05090 | 54,903 | 243,527 | 0.52695 [c] | 514,801 | 9.4 |
| **80+** | 1.00000 | 42,508 | 0.15670 | 42,508 | 271,274 | - | 271,274 | 6.4 |
| **Perempuan** *Female* | | | | | | | | |
| **0** | 0.00885 | 885 | 0.00892 | 100,000 | 99,183 | 0.99035 [a] | 7,669,441 | 76.7 |
| **1** | 0.00190 | 188 | 0.00047 | 99,115 | 395,993 | 0.99829 [b] | 7,570,258 | 76.4 |
| **5** | 0.00123 | 122 | 0.00025 | 98,927 | 494,331 | 0.99845 | 7,174,266 | 72.5 |
| **10** | 0.00186 | 184 | 0.00037 | 98,805 | 493,566 | 0.99818 | 6,679,935 | 67.6 |
| **15** | 0.00179 | 176 | 0.00036 | 98,621 | 492,666 | 0.99790 | 6,186,368 | 62.7 |
| **20** | 0.00242 | 239 | 0.00049 | 98,445 | 491,629 | 0.99716 | 5,693,703 | 57.8 |
| **25** | 0.00326 | 320 | 0.00065 | 98,206 | 490,231 | 0.99599 | 5,202,074 | 53.0 |
| **30** | 0.00477 | 467 | 0.00096 | 97,886 | 488,263 | 0.99398 | 4,711,843 | 48.1 |
| **35** | 0.00727 | 708 | 0.00146 | 97,419 | 485,325 | 0.99095 | 4,223,580 | 43.4 |
| **40** | 0.01084 | 1,048 | 0.00218 | 96,711 | 480,934 | 0.98566 | 3,738,254 | 38.7 |
| **45** | 0.01789 | 1,711 | 0.00361 | 95,663 | 474,035 | 0.97798 | 3,257,320 | 34.1 |
| **50** | 0.02623 | 2,464 | 0.00532 | 93,951 | 463,597 | 0.96833 | 2,783,285 | 29.6 |
| **55** | 0.03726 | 3,408 | 0.00759 | 91,487 | 448,916 | 0.95510 | 2,319,687 | 25.4 |
| **60** | 0.05285 | 4,655 | 0.01086 | 88,079 | 428,758 | 0.93028 | 1,870,771 | 21.2 |
| **65** | 0.08753 | 7,302 | 0.01831 | 83,424 | 398,866 | 0.89843 | 1,442,013 | 17.3 |
| **70** | 0.11696 | 8,903 | 0.02484 | 76,122 | 358,353 | 0.84478 | 1,043,147 | 13.7 |
| **75** | 0.19855 | 13,346 | 0.04409 | 67,219 | 302,729 | 0.55793 [c] | 684,794 | 10.2 |
| **80+** | 1.00000 | 53,872 | 0.14100 | 53,872 | 382,065 | - | 382,065 | 7.1 |

**Nota:** *Notes:*

[a] **Daripada umur 0 hingga kumpulan umur 1-4**
*From age of 0 to age group 1-4*

[b] **Daripada umur 0, kumpulan umur 1-4 hingga kumpulan umur 5-9**
*From age of 0, age group 1-4 to age group 5-9*

[c] **Daripada umur 75 hingga 80+**
*From age of 75 to 80+*

[p] **Permulaan**
*Preliminary*

**Jadual 2.2.5: Jadual hayat ringkas bagi etnik Cina mengikut jantina dan umur, Malaysia, 2025[p]**

*Table 2.2.5: Abridged life table for Chinese by sex and age, Malaysia, 2025 [p]*

| **Umur** *Age* | **Kebarangkalian mati di antara umur x dan umur x+n** *Probability of dying between age x and age x+n* | **Bilangan kematian di antara umur x dan umur x+n** *Number of deaths between age x and age x+n* | **Kadar tengah mortaliti di antara umur x dan umur x+n** *Central mortality rate between age x and age x+n* | **Penakat (orang yang masih hidup) pada umur tepat x** *Survivors at exact age x* | **Bilangan orang hidup-tahun di antara umur x dan umur x+n** *Number of person-years lived between age x and age x+n* | **Nisbah ketakatan** *Survival ratio* | **Jumlah bilangan orang hidup-tahun selepas umur tepat x** *Total number of person-years lived after exact age x* | **Jangkaan hayat** *Life expectancy* |
|---|---|---|---|---|---|---|---|---|
| **x** | $_nq_x$ | $_nd_x$ | $_nm_x$ | $l_x$ | $_nL_x$ | $_nS_x$ | $T_x$ | $e_x$ |
| **Lelaki dan Perempuan** *Both sexes* | | | | | | | | |
| **0** | 0.00439 | 439 | 0.00441 | 100,000 | 99,588 | 0.99526 [a] | 7,738,266 | 77.4 |
| **1** | 0.00081 | 81 | 0.00020 | 99,561 | 398,043 | 0.99931 [b] | 7,638,678 | 76.7 |
| **5** | 0.00045 | 45 | 0.00009 | 99,480 | 497,289 | 0.99950 | 7,240,635 | 72.8 |
| **10** | 0.00056 | 55 | 0.00011 | 99,435 | 497,038 | 0.99913 | 6,743,346 | 67.8 |
| **15** | 0.00118 | 117 | 0.00024 | 99,380 | 496,606 | 0.99855 | 6,246,308 | 62.9 |
| **20** | 0.00171 | 170 | 0.00034 | 99,263 | 495,888 | 0.99791 | 5,749,702 | 57.9 |
| **25** | 0.00246 | 244 | 0.00049 | 99,093 | 494,852 | 0.99696 | 5,253,814 | 53.0 |
| **30** | 0.00361 | 357 | 0.00072 | 98,848 | 493,348 | 0.99557 | 4,758,962 | 48.1 |
| **35** | 0.00524 | 516 | 0.00105 | 98,491 | 491,165 | 0.99347 | 4,265,614 | 43.3 |
| **40** | 0.00783 | 767 | 0.00157 | 97,975 | 487,956 | 0.98907 | 3,774,449 | 38.5 |
| **45** | 0.01406 | 1,366 | 0.00283 | 97,208 | 482,622 | 0.98197 | 3,286,493 | 33.8 |
| **50** | 0.02207 | 2,115 | 0.00446 | 95,841 | 473,918 | 0.97221 | 2,803,871 | 29.3 |
| **55** | 0.03365 | 3,154 | 0.00685 | 93,726 | 460,746 | 0.95863 | 2,329,953 | 24.9 |
| **60** | 0.04936 | 4,471 | 0.01012 | 90,572 | 441,684 | 0.93596 | 1,869,207 | 20.6 |
| **65** | 0.07947 | 6,843 | 0.01655 | 86,101 | 413,399 | 0.88626 | 1,427,523 | 16.6 |
| **70** | 0.15096 | 11,965 | 0.03266 | 79,258 | 366,380 | 0.80689 | 1,014,124 | 12.8 |
| **75** | 0.24275 | 16,336 | 0.05526 | 67,294 | 295,630 | 0.54360 [c] | 647,744 | 9.6 |
| **80+** | 1.00000 | 50,958 | 0.14472 | 50,958 | 352,114 | - | 352,114 | 6.9 |
| **Lelaki** *Male* | | | | | | | | |
| **0** | 0.00496 | 496 | 0.00498 | 100,000 | 99,532 | 0.99470 [a] | 7,470,490 | 74.7 |
| **1** | 0.00084 | 84 | 0.00021 | 99,504 | 397,818 | 0.99931 [b] | 7,370,958 | 74.1 |
| **5** | 0.00038 | 37 | 0.00008 | 99,420 | 497,007 | 0.99956 | 6,973,141 | 70.1 |
| **10** | 0.00051 | 51 | 0.00010 | 99,383 | 496,786 | 0.99892 | 6,476,133 | 65.2 |
| **15** | 0.00165 | 164 | 0.00033 | 99,332 | 496,249 | 0.99798 | 5,979,347 | 60.2 |
| **20** | 0.00239 | 237 | 0.00048 | 99,168 | 495,246 | 0.99709 | 5,483,098 | 55.3 |
| **25** | 0.00343 | 340 | 0.00069 | 98,931 | 493,804 | 0.99568 | 4,987,851 | 50.4 |
| **30** | 0.00522 | 515 | 0.00105 | 98,591 | 491,669 | 0.99354 | 4,494,047 | 45.6 |
| **35** | 0.00770 | 755 | 0.00155 | 98,076 | 488,494 | 0.99068 | 4,002,379 | 40.8 |
| **40** | 0.01095 | 1,066 | 0.00220 | 97,321 | 483,941 | 0.98496 | 3,513,885 | 36.1 |
| **45** | 0.01916 | 1,845 | 0.00387 | 96,255 | 476,664 | 0.97534 | 3,029,944 | 31.5 |
| **50** | 0.03025 | 2,856 | 0.00614 | 94,411 | 464,912 | 0.96140 | 2,553,279 | 27.0 |
| **55** | 0.04720 | 4,322 | 0.00967 | 91,554 | 446,967 | 0.94348 | 2,088,367 | 22.8 |
| **60** | 0.06629 | 5,783 | 0.01371 | 87,233 | 421,707 | 0.91427 | 1,641,400 | 18.8 |
| **65** | 0.10654 | 8,678 | 0.02251 | 81,450 | 385,555 | 0.85108 | 1,219,694 | 15.0 |
| **70** | 0.19635 | 14,289 | 0.04354 | 72,772 | 328,139 | 0.75760 | 834,139 | 11.5 |
| **75** | 0.29970 | 17,527 | 0.07050 | 58,483 | 248,599 | 0.50870 [c] | 506,000 | 8.7 |
| **80+** | 1.00000 | 40,956 | 0.15911 | 40,956 | 257,401 | - | 257,401 | 6.3 |
| **Perempuan** *Female* | | | | | | | | |
| **0** | 0.00378 | 378 | 0.00379 | 100,000 | 99,645 | 0.99588 [a] | 8,052,430 | 80.5 |
| **1** | 0.00077 | 77 | 0.00019 | 99,622 | 398,297 | 0.99930 [b] | 7,952,785 | 79.8 |
| **5** | 0.00053 | 53 | 0.00011 | 99,545 | 497,593 | 0.99943 | 7,554,488 | 75.9 |
| **10** | 0.00060 | 60 | 0.00012 | 99,492 | 497,311 | 0.99936 | 7,056,894 | 70.9 |
| **15** | 0.00067 | 67 | 0.00013 | 99,432 | 496,995 | 0.99918 | 6,559,583 | 66.0 |
| **20** | 0.00097 | 96 | 0.00019 | 99,366 | 496,588 | 0.99880 | 6,062,588 | 61.0 |
| **25** | 0.00143 | 142 | 0.00029 | 99,270 | 495,992 | 0.99830 | 5,566,000 | 56.1 |
| **30** | 0.00197 | 195 | 0.00039 | 99,127 | 495,149 | 0.99761 | 5,070,008 | 51.1 |
| **35** | 0.00281 | 278 | 0.00056 | 98,932 | 493,968 | 0.99627 | 4,574,859 | 46.2 |
| **40** | 0.00465 | 459 | 0.00093 | 98,655 | 492,127 | 0.99334 | 4,080,891 | 41.4 |
| **45** | 0.00868 | 852 | 0.00174 | 98,196 | 488,849 | 0.98898 | 3,588,764 | 36.5 |
| **50** | 0.01339 | 1,303 | 0.00270 | 97,344 | 483,460 | 0.98338 | 3,099,915 | 31.8 |
| **55** | 0.01990 | 1,911 | 0.00402 | 96,040 | 475,424 | 0.97446 | 2,616,455 | 27.2 |
| **60** | 0.03129 | 2,945 | 0.00636 | 94,129 | 463,283 | 0.95848 | 2,141,031 | 22.7 |
| **65** | 0.05208 | 4,749 | 0.01069 | 91,184 | 444,049 | 0.92087 | 1,677,747 | 18.4 |
| **70** | 0.10767 | 9,306 | 0.02276 | 86,435 | 408,911 | 0.85312 | 1,233,699 | 14.3 |
| **75** | 0.19081 | 14,717 | 0.04219 | 77,129 | 348,852 | 0.57704 [c] | 824,787 | 10.7 |
| **80+** | 1.00000 | 62,412 | 0.13113 | 62,412 | 475,935 | - | 475,935 | 7.6 |

**Nota:** *Notes:*

[a] **Daripada umur 0 hingga kumpulan umur 1-4**
*From age of 0 to age group 1-4*

[b] **Daripada umur 0, kumpulan umur 1-4 hingga kumpulan umur 5-9**
*From age of 0, age group 1-4 to age group 5-9*

[c] **Daripada umur 75 hingga 80+**
*From age of 75 to 80+*

[p] **Permulaan**
*Preliminary*

**Jadual 2.2.6: Jadual hayat ringkas bagi etnik India mengikut jantina dan umur, Malaysia, 2025[P]**

*Table 2.2.6: Abridged life table for Indians by sex and age, Malaysia, 2025 [P]*

| **Umur** *Age* | **Kebarangkalian mati di antara umur x dan umur x+n** *Probability of dying between age x and age x+n* | **Bilangan kematian di antara umur x dan umur x+n** *Number of deaths between age x and age x+n* | **Kadar tengah mortaliti di antara umur x dan umur x+n** *Central mortality rate between age x and age x+n* | **Penakat (orang yang masih hidup) pada umur tepat x** *Survivors at exact age x* | **Bilangan orang hidup-tahun di antara umur x dan umur x+n** *Number of person-years lived between age x and age x+n* | **Nisbah ketakatan** *Survival ratio* | **Jumlah bilangan orang hidup-tahun selepas umur tepat x** *Total number of person-years lived after exact age x* | **Jangkaan hayat** *Life expectancy* |
|---|---|---|---|---|---|---|---|---|
| **x** | $_nq_x$ | $_nd_x$ | $_nm_x$ | $l_x$ | $_nL_x$ | $_nS_x$ | $T_x$ | $e_x$ |
| **Lelaki dan Perempuan** *Both sexes* | | | | | | | | |
| **0** | 0.00647 | 647 | 0.00651 | 100,000 | 99,398 | 0.99292 [a] | 7,180,690 | 71.8 |
| **1** | 0.00142 | 141 | 0.00036 | 99,353 | 397,060 | 0.99892 [b] | 7,081,292 | 71.3 |
| **5** | 0.00056 | 56 | 0.00011 | 99,212 | 495,919 | 0.99924 | 6,684,232 | 67.4 |
| **10** | 0.00096 | 96 | 0.00019 | 99,156 | 495,541 | 0.99777 | 6,188,312 | 62.4 |
| **15** | 0.00351 | 347 | 0.00070 | 99,060 | 494,434 | 0.99535 | 5,692,771 | 57.5 |
| **20** | 0.00580 | 573 | 0.00116 | 98,713 | 492,134 | 0.99345 | 5,198,337 | 52.7 |
| **25** | 0.00730 | 716 | 0.00146 | 98,140 | 488,910 | 0.99160 | 4,706,203 | 48.0 |
| **30** | 0.00951 | 927 | 0.00191 | 97,424 | 484,803 | 0.98827 | 4,217,293 | 43.3 |
| **35** | 0.01397 | 1,348 | 0.00281 | 96,497 | 479,115 | 0.98279 | 3,732,490 | 38.7 |
| **40** | 0.02049 | 1,950 | 0.00414 | 95,149 | 470,869 | 0.97405 | 3,253,375 | 34.2 |
| **45** | 0.03152 | 2,938 | 0.00641 | 93,199 | 458,651 | 0.96177 | 2,782,505 | 29.9 |
| **50** | 0.04515 | 4,076 | 0.00924 | 90,261 | 441,117 | 0.94330 | 2,323,855 | 25.7 |
| **55** | 0.06879 | 5,929 | 0.01425 | 86,186 | 416,106 | 0.92043 | 1,882,738 | 21.8 |
| **60** | 0.09115 | 7,316 | 0.01910 | 80,257 | 382,994 | 0.88614 | 1,466,632 | 18.3 |
| **65** | 0.13883 | 10,127 | 0.02984 | 72,941 | 339,388 | 0.83958 | 1,083,638 | 14.9 |
| **70** | 0.18549 | 11,651 | 0.04089 | 62,814 | 284,943 | 0.78596 | 744,249 | 11.8 |
| **75** | 0.24911 | 12,745 | 0.05691 | 51,163 | 223,953 | 0.51241 [c] | 459,306 | 9.0 |
| **80+** | 1.00000 | 38,418 | 0.16324 | 38,418 | 235,353 | - | 235,353 | 6.1 |
| **Lelaki** *Male* | | | | | | | | |
| **0** | 0.00668 | 668 | 0.00672 | 100,000 | 99,374 | 0.99273 [a] | 6,842,218 | 68.4 |
| **1** | 0.00145 | 144 | 0.00036 | 99,332 | 396,990 | 0.99881 [b] | 6,742,845 | 67.9 |
| **5** | 0.00070 | 69 | 0.00014 | 99,189 | 495,772 | 0.99916 | 6,345,855 | 64.0 |
| **10** | 0.00099 | 98 | 0.00020 | 99,120 | 495,354 | 0.99683 | 5,850,083 | 59.0 |
| **15** | 0.00535 | 530 | 0.00107 | 99,022 | 493,784 | 0.99312 | 5,354,729 | 54.1 |
| **20** | 0.00842 | 829 | 0.00169 | 98,492 | 490,386 | 0.99018 | 4,860,945 | 49.4 |
| **25** | 0.01123 | 1,097 | 0.00226 | 97,663 | 485,571 | 0.98708 | 4,370,559 | 44.8 |
| **30** | 0.01462 | 1,412 | 0.00295 | 96,566 | 479,300 | 0.98210 | 3,884,988 | 40.2 |
| **35** | 0.02123 | 2,020 | 0.00429 | 95,154 | 470,720 | 0.97427 | 3,405,689 | 35.8 |
| **40** | 0.03032 | 2,824 | 0.00616 | 93,134 | 458,610 | 0.96257 | 2,934,969 | 31.5 |
| **45** | 0.04476 | 4,042 | 0.00916 | 90,310 | 441,444 | 0.94579 | 2,476,359 | 27.4 |
| **50** | 0.06411 | 5,531 | 0.01325 | 86,268 | 417,512 | 0.92195 | 2,034,915 | 23.6 |
| **55** | 0.09294 | 7,503 | 0.01949 | 80,737 | 384,927 | 0.89743 | 1,617,403 | 20.0 |
| **60** | 0.11320 | 8,290 | 0.02400 | 73,234 | 345,444 | 0.85855 | 1,232,475 | 16.8 |
| **65** | 0.17331 | 11,255 | 0.03795 | 64,944 | 296,581 | 0.80745 | 887,031 | 13.7 |
| **70** | 0.21582 | 11,587 | 0.04839 | 53,689 | 239,475 | 0.75555 | 590,450 | 11.0 |
| **75** | 0.28097 | 11,829 | 0.06538 | 42,102 | 180,935 | 0.48448 [c] | 350,975 | 8.3 |
| **80+** | 1.00000 | 30,272 | 0.17803 | 30,272 | 170,040 | - | 170,040 | 5.6 |
| **Perempuan** *Female* | | | | | | | | |
| **0** | 0.00626 | 626 | 0.00630 | 100,000 | 99,417 | 0.99314 [a] | 7,559,290 | 75.6 |
| **1** | 0.00139 | 138 | 0.00035 | 99,374 | 397,152 | 0.99900 [b] | 7,459,873 | 75.1 |
| **5** | 0.00043 | 42 | 0.00009 | 99,236 | 496,072 | 0.99932 | 7,062,721 | 71.2 |
| **10** | 0.00094 | 93 | 0.00019 | 99,193 | 495,734 | 0.99876 | 6,566,649 | 66.2 |
| **15** | 0.00155 | 154 | 0.00031 | 99,100 | 495,118 | 0.99774 | 6,070,915 | 61.3 |
| **20** | 0.00296 | 293 | 0.00059 | 98,947 | 494,002 | 0.99696 | 5,575,797 | 56.4 |
| **25** | 0.00312 | 307 | 0.00062 | 98,654 | 492,500 | 0.99625 | 5,081,796 | 51.5 |
| **30** | 0.00439 | 432 | 0.00088 | 98,346 | 490,652 | 0.99451 | 4,589,295 | 46.7 |
| **35** | 0.00659 | 645 | 0.00132 | 97,915 | 487,960 | 0.99163 | 4,098,643 | 41.9 |
| **40** | 0.01016 | 989 | 0.00204 | 97,269 | 483,875 | 0.98613 | 3,610,683 | 37.1 |
| **45** | 0.01762 | 1,696 | 0.00355 | 96,281 | 477,164 | 0.97787 | 3,126,807 | 32.5 |
| **50** | 0.02673 | 2,528 | 0.00542 | 94,585 | 466,604 | 0.96384 | 2,649,644 | 28.0 |
| **55** | 0.04585 | 4,221 | 0.00938 | 92,057 | 449,732 | 0.94218 | 2,183,040 | 23.7 |
| **60** | 0.07036 | 6,180 | 0.01459 | 87,836 | 423,730 | 0.91086 | 1,733,308 | 19.7 |
| **65** | 0.10934 | 8,928 | 0.02313 | 81,656 | 385,959 | 0.86715 | 1,309,578 | 16.0 |
| **70** | 0.15925 | 11,582 | 0.03461 | 72,728 | 334,683 | 0.81117 | 923,618 | 12.7 |
| **75** | 0.22402 | 13,698 | 0.05045 | 61,146 | 271,484 | 0.53903 [c] | 588,935 | 9.6 |
| **80+** | 1.00000 | 47,448 | 0.14947 | 47,448 | 317,451 | - | 317,451 | 6.7 |

**Nota:** *Notes:*

[a] **Daripada umur 0 hingga kumpulan umur 1-4**
*From age of 0 to age group 1-4*

[b] **Daripada umur 0, kumpulan umur 1-4 hingga kumpulan umur 5-9**
*From age of 0, age group 1-4 to age group 5-9*

[c] **Daripada umur 75 hingga 80+**
*From age of 75 to 80+*

[P] **Permulaan**
*Preliminary*

**Jadual 2.2.7: Jadual hayat ringkas bagi Bukan warganegara mengikut jantina dan umur, Malaysia, 2025[P]**

*Table 2.2.7: Abridged life table for Non-citizens by sex and age, Malaysia, 2025 [P]*

| **Umur** *Age* | **Kebarangkalian mati di antara umur x dan umur x+n** *Probability of dying between age x and age x+n* | **Bilangan kematian di antara umur x dan umur x+n** *Number of deaths between age x and age x+n* | **Kadar tengah mortaliti di antara umur x dan umur x+n** *Central mortality rate between age x and age x+n* | **Penakat (orang yang masih hidup) pada umur tepat x** *Survivors at exact age x* | **Bilangan orang hidup-tahun di antara umur x dan umur x+n** *Number of person-years lived between age x and age x+n* | **Nisbah ketakatan** *Survival ratio* | **Jumlah bilangan orang hidup-tahun selepas umur tepat x** *Total number of person-years lived after exact age x* | **Jangkaan hayat** *Life expectancy* |
|---|---|---|---|---|---|---|---|---|
| **x** | $_nq_x$ | $_nd_x$ | $_nm_x$ | $l_x$ | $_nL_x$ | $_nS_x$ | $T_x$ | $e_x$ |
| **Lelaki dan Perempuan** *Both sexes* | | | | | | | | |
| **0** | 0.00411 | 411 | 0.00413 | 100,000 | 99,614 | 0.99581 [a] | 8,193,156 | 81.9 |
| **1** | 0.00027 | 27 | 0.00007 | 99,589 | 398,289 | 0.99971 [b] | 8,093,542 | 81.3 |
| **5** | 0.00021 | 20 | 0.00004 | 99,562 | 497,759 | 0.99964 | 7,695,253 | 77.3 |
| **10** | 0.00051 | 51 | 0.00010 | 99,542 | 497,580 | 0.99937 | 7,197,494 | 72.3 |
| **15** | 0.00074 | 74 | 0.00015 | 99,490 | 497,268 | 0.99938 | 6,699,914 | 67.3 |
| **20** | 0.00049 | 49 | 0.00010 | 99,417 | 496,961 | 0.99951 | 6,202,646 | 62.4 |
| **25** | 0.00048 | 48 | 0.00010 | 99,368 | 496,720 | 0.99943 | 5,705,685 | 57.4 |
| **30** | 0.00066 | 65 | 0.00013 | 99,320 | 496,438 | 0.99928 | 5,208,965 | 52.4 |
| **35** | 0.00079 | 78 | 0.00016 | 99,255 | 496,079 | 0.99890 | 4,712,528 | 47.5 |
| **40** | 0.00141 | 140 | 0.00028 | 99,177 | 495,533 | 0.99774 | 4,216,449 | 42.5 |
| **45** | 0.00310 | 307 | 0.00062 | 99,036 | 494,416 | 0.99323 | 3,720,916 | 37.6 |
| **50** | 0.01046 | 1,033 | 0.00210 | 98,730 | 491,067 | 0.97661 | 3,226,500 | 32.7 |
| **55** | 0.03645 | 3,561 | 0.00742 | 97,697 | 479,583 | 0.94321 | 2,735,433 | 28.0 |
| **60** | 0.07791 | 7,334 | 0.01621 | 94,136 | 452,346 | 0.94261 | 2,255,850 | 24.0 |
| **65** | 0.03513 | 3,049 | 0.00715 | 86,802 | 426,388 | 0.95505 | 1,803,504 | 20.8 |
| **70** | 0.05513 | 4,617 | 0.01134 | 83,753 | 407,221 | 0.92779 | 1,377,116 | 16.4 |
| **75** | 0.09029 | 7,145 | 0.01891 | 79,136 | 377,815 | 0.61046 [c] | 969,894 | 12.3 |
| **80+** | 1.00000 | 71,990 | 0.12159 | 71,990 | 592,079 | - | 592,079 | 8.2 |
| **Lelaki** *Male* | | | | | | | | |
| **0** | 0.00459 | 459 | 0.00461 | 100,000 | 99,566 | 0.99532 [a] | 8,152,813 | 81.5 |
| **1** | 0.00030 | 30 | 0.00008 | 99,541 | 398,092 | 0.99966 [b] | 8,053,247 | 80.9 |
| **5** | 0.00025 | 25 | 0.00005 | 99,511 | 497,490 | 0.99955 | 7,655,155 | 76.9 |
| **10** | 0.00064 | 63 | 0.00013 | 99,485 | 497,268 | 0.99925 | 7,157,665 | 71.9 |
| **15** | 0.00087 | 86 | 0.00017 | 99,422 | 496,895 | 0.99928 | 6,660,397 | 67.0 |
| **20** | 0.00058 | 58 | 0.00012 | 99,336 | 496,535 | 0.99946 | 6,163,502 | 62.0 |
| **25** | 0.00049 | 49 | 0.00010 | 99,278 | 496,269 | 0.99945 | 5,666,967 | 57.1 |
| **30** | 0.00061 | 60 | 0.00012 | 99,229 | 495,996 | 0.99932 | 5,170,698 | 52.1 |
| **35** | 0.00074 | 74 | 0.00015 | 99,169 | 495,661 | 0.99908 | 4,674,701 | 47.1 |
| **40** | 0.00109 | 108 | 0.00022 | 99,095 | 495,206 | 0.99815 | 4,179,040 | 42.2 |
| **45** | 0.00261 | 258 | 0.00052 | 98,987 | 494,290 | 0.99399 | 3,683,834 | 37.2 |
| **50** | 0.00943 | 931 | 0.00189 | 98,729 | 491,318 | 0.97653 | 3,189,545 | 32.3 |
| **55** | 0.03764 | 3,681 | 0.00767 | 97,798 | 479,789 | 0.93875 | 2,698,227 | 27.6 |
| **60** | 0.08578 | 8,074 | 0.01793 | 94,117 | 450,401 | 0.93374 | 2,218,438 | 23.6 |
| **65** | 0.04491 | 3,864 | 0.00919 | 86,043 | 420,557 | 0.94857 | 1,768,037 | 20.5 |
| **70** | 0.05826 | 4,788 | 0.01200 | 82,179 | 398,928 | 0.92913 | 1,347,480 | 16.4 |
| **75** | 0.08427 | 6,522 | 0.01760 | 77,392 | 370,654 | 0.60924 [c] | 948,552 | 12.3 |
| **80+** | 1.00000 | 70,870 | 0.12263 | 70,870 | 577,899 | - | 577,899 | 8.2 |
| **Perempuan** *Female* | | | | | | | | |
| **0** | 0.00360 | 360 | 0.00361 | 100,000 | 99,662 | 0.99633 [a] | 8,250,418 | 82.5 |
| **1** | 0.00023 | 23 | 0.00006 | 99,640 | 398,503 | 0.99977 [b] | 8,150,756 | 81.8 |
| **5** | 0.00015 | 15 | 0.00003 | 99,617 | 498,048 | 0.99973 | 7,752,254 | 77.8 |
| **10** | 0.00038 | 38 | 0.00008 | 99,602 | 497,915 | 0.99954 | 7,254,206 | 72.8 |
| **15** | 0.00055 | 54 | 0.00011 | 99,564 | 497,685 | 0.99959 | 6,756,291 | 67.9 |
| **20** | 0.00027 | 27 | 0.00005 | 99,510 | 497,481 | 0.99965 | 6,258,606 | 62.9 |
| **25** | 0.00044 | 44 | 0.00009 | 99,483 | 497,305 | 0.99937 | 5,761,125 | 57.9 |
| **30** | 0.00083 | 82 | 0.00017 | 99,439 | 496,990 | 0.99912 | 5,263,820 | 52.9 |
| **35** | 0.00093 | 93 | 0.00019 | 99,357 | 496,553 | 0.99837 | 4,766,830 | 48.0 |
| **40** | 0.00232 | 231 | 0.00047 | 99,264 | 495,745 | 0.99666 | 4,270,277 | 43.0 |
| **45** | 0.00436 | 431 | 0.00087 | 99,034 | 494,090 | 0.99148 | 3,774,532 | 38.1 |
| **50** | 0.01270 | 1,252 | 0.00256 | 98,602 | 489,881 | 0.97667 | 3,280,442 | 33.3 |
| **55** | 0.03410 | 3,319 | 0.00694 | 97,350 | 478,453 | 0.95212 | 2,790,560 | 28.7 |
| **60** | 0.06215 | 5,844 | 0.01283 | 94,031 | 455,544 | 0.95621 | 2,312,107 | 24.6 |
| **65** | 0.02421 | 2,135 | 0.00490 | 88,187 | 435,597 | 0.96243 | 1,856,563 | 21.1 |
| **70** | 0.05127 | 4,412 | 0.01052 | 86,052 | 419,231 | 0.92610 | 1,420,966 | 16.5 |
| **75** | 0.09776 | 7,981 | 0.02056 | 81,640 | 388,249 | 0.61242 [c] | 1,001,736 | 12.3 |
| **80+** | 1.00000 | 73,659 | 0.12007 | 73,659 | 613,487 | - | 613,487 | 8.3 |

**Nota:** *Notes:*

[a] **Daripada umur 0 hingga kumpulan umur 1-4**
*From age of 0 to age group 1-4*

[b] **Daripada umur 0, kumpulan umur 1-4 hingga kumpulan umur 5-9**
*From age of 0, age group 1-4 to age group 5-9*

[c] **Daripada umur 75 hingga 80+**
*From age of 75 to 80+*

[P] **Permulaan**
*Preliminary*

# JADUAL HAYAT RINGKAS

## *ABRIGED LIFE TABLES*

# MALAYSIA 2026[e]

**Muka surat ini sengaja dibiarkan kosong**

*This page is deliberately left blank*

**Jadual 2.3: Jadual hayat ringkas mengikut jantina dan umur, Malaysia, 2026[e]**
*Table 2.3: Abridged life table by sex and age, Malaysia, 2026 [e]*

| **Umur** *Age* | **Kebarangkalian mati di antara umur x dan umur x+n** *Probability of dying between age x and age x+n* | **Bilangan kematian di antara umur x dan umur x+n** *Number of deaths between age x and age x+n* | **Kadar tengah mortaliti di antara umur x dan umur x+n** *Central mortality rate between age x and age x+n* | **Penakat (orang yang masih hidup) pada umur tepat x** *Survivors at exact age x* | **Bilangan orang hidup-tahun di antara umur x dan umur x+n** *Number of person-years lived between age x and age x+n* | **Nisbah ketakatan** *Survival ratio* | **Jumlah bilangan orang hidup-tahun selepas umur tepat x** *Total number of person-years lived after exact age x* | **Jangkaan hayat** *Life expectancy* |
|---|---|---|---|---|---|---|---|---|
| **x** | $_nq_x$ | $_nd_x$ | $_nm_x$ | $l_x$ | $_nL_x$ | $_nS_x$ | $T_x$ | $e_x$ |
| **Lelaki dan Perempuan** *Both sexes* | | | | | | | | |
| **0** | 0.00652 | 652 | 0.00656 | 100,000 | 99,393 | 0.99299 [a] | 7,546,646 | 75.5 |
| **1** | 0.00116 | 115 | 0.00029 | 99,348 | 397,104 | 0.99890 [b] | 7,447,253 | 75.0 |
| **5** | 0.00086 | 85 | 0.00017 | 99,232 | 495,950 | 0.99901 | 7,050,149 | 71.0 |
| **10** | 0.00112 | 111 | 0.00022 | 99,148 | 495,460 | 0.99807 | 6,554,199 | 66.1 |
| **15** | 0.00275 | 272 | 0.00055 | 99,036 | 494,501 | 0.99706 | 6,058,739 | 61.2 |
| **20** | 0.00313 | 309 | 0.00063 | 98,764 | 493,049 | 0.99668 | 5,564,238 | 56.3 |
| **25** | 0.00351 | 345 | 0.00070 | 98,455 | 491,413 | 0.99555 | 5,071,189 | 51.5 |
| **30** | 0.00539 | 529 | 0.00108 | 98,110 | 489,226 | 0.99332 | 4,579,776 | 46.7 |
| **35** | 0.00798 | 779 | 0.00160 | 97,581 | 485,957 | 0.99004 | 4,090,550 | 41.9 |
| **40** | 0.01196 | 1,157 | 0.00241 | 96,802 | 481,117 | 0.98409 | 3,604,593 | 37.2 |
| **45** | 0.01991 | 1,905 | 0.00402 | 95,645 | 473,461 | 0.97445 | 3,123,476 | 32.7 |
| **50** | 0.03130 | 2,934 | 0.00636 | 93,740 | 461,365 | 0.96045 | 2,650,015 | 28.3 |
| **55** | 0.04808 | 4,366 | 0.00985 | 90,806 | 443,116 | 0.94144 | 2,188,649 | 24.1 |
| **60** | 0.06957 | 6,013 | 0.01441 | 86,440 | 417,169 | 0.91678 | 1,745,533 | 20.2 |
| **65** | 0.09790 | 7,873 | 0.02059 | 80,427 | 382,452 | 0.88121 | 1,328,364 | 16.5 |
| **70** | 0.14195 | 10,299 | 0.03056 | 72,554 | 337,020 | 0.82418 | 945,912 | 13.0 |
| **75** | 0.21529 | 13,403 | 0.04825 | 62,254 | 277,765 | 0.54382 [c] | 608,893 | 9.8 |
| **80+** | 1.00000 | 48,852 | 0.14753 | 48,852 | 331,128 | - | 331,128 | 6.8 |
| **Lelaki** *Male* | | | | | | | | |
| **0** | 0.00691 | 691 | 0.00696 | 100,000 | 99,352 | 0.99257 [a] | 7,320,819 | 73.2 |
| **1** | 0.00129 | 129 | 0.00032 | 99,309 | 396,931 | 0.99876 [b] | 7,221,467 | 72.7 |
| **5** | 0.00095 | 94 | 0.00019 | 99,180 | 495,666 | 0.99887 | 6,824,536 | 68.8 |
| **10** | 0.00130 | 129 | 0.00026 | 99,086 | 495,108 | 0.99729 | 6,328,870 | 63.9 |
| **15** | 0.00411 | 407 | 0.00082 | 98,957 | 493,768 | 0.99576 | 5,833,762 | 59.0 |
| **20** | 0.00436 | 430 | 0.00087 | 98,550 | 491,675 | 0.99555 | 5,339,994 | 54.2 |
| **25** | 0.00454 | 445 | 0.00091 | 98,120 | 489,486 | 0.99425 | 4,848,319 | 49.4 |
| **30** | 0.00696 | 680 | 0.00140 | 97,675 | 486,674 | 0.99139 | 4,358,832 | 44.6 |
| **35** | 0.01027 | 996 | 0.00207 | 96,995 | 482,484 | 0.98721 | 3,872,158 | 39.9 |
| **40** | 0.01534 | 1,472 | 0.00309 | 95,999 | 476,312 | 0.98003 | 3,389,675 | 35.3 |
| **45** | 0.02468 | 2,333 | 0.00500 | 94,526 | 466,800 | 0.96782 | 2,913,362 | 30.8 |
| **50** | 0.03988 | 3,677 | 0.00814 | 92,194 | 451,778 | 0.94945 | 2,446,562 | 26.5 |
| **55** | 0.06167 | 5,459 | 0.01273 | 88,517 | 428,939 | 0.92611 | 1,994,784 | 22.5 |
| **60** | 0.08690 | 7,218 | 0.01817 | 83,058 | 397,246 | 0.89674 | 1,565,845 | 18.9 |
| **65** | 0.12117 | 9,190 | 0.02580 | 75,840 | 356,227 | 0.85626 | 1,168,599 | 15.4 |
| **70** | 0.16941 | 11,291 | 0.03702 | 66,650 | 305,024 | 0.79600 | 812,372 | 12.2 |
| **75** | 0.24565 | 13,599 | 0.05601 | 55,359 | 242,798 | 0.52144 [c] | 507,349 | 9.2 |
| **80+** | 1.00000 | 41,760 | 0.15785 | 41,760 | 264,551 | - | 264,551 | 6.3 |
| **Perempuan** *Female* | | | | | | | | |
| **0** | 0.00611 | 611 | 0.00614 | 100,000 | 99,431 | 0.99347 [a] | 7,806,679 | 78.1 |
| **1** | 0.00102 | 101 | 0.00025 | 99,389 | 397,306 | 0.99903 [b] | 7,707,248 | 77.5 |
| **5** | 0.00076 | 75 | 0.00015 | 99,288 | 496,253 | 0.99916 | 7,309,941 | 73.6 |
| **10** | 0.00093 | 92 | 0.00019 | 99,213 | 495,835 | 0.99891 | 6,813,688 | 68.7 |
| **15** | 0.00124 | 123 | 0.00025 | 99,121 | 495,297 | 0.99857 | 6,317,852 | 63.7 |
| **20** | 0.00162 | 160 | 0.00032 | 98,998 | 494,588 | 0.99809 | 5,822,555 | 58.8 |
| **25** | 0.00219 | 217 | 0.00044 | 98,837 | 493,645 | 0.99718 | 5,327,967 | 53.9 |
| **30** | 0.00346 | 341 | 0.00069 | 98,621 | 492,252 | 0.99559 | 4,834,322 | 49.0 |
| **35** | 0.00536 | 527 | 0.00108 | 98,280 | 490,082 | 0.99320 | 4,342,070 | 44.2 |
| **40** | 0.00824 | 805 | 0.00165 | 97,753 | 486,750 | 0.98859 | 3,851,988 | 39.4 |
| **45** | 0.01462 | 1,417 | 0.00294 | 96,947 | 481,194 | 0.98152 | 3,365,238 | 34.7 |
| **50** | 0.02240 | 2,140 | 0.00453 | 95,530 | 472,302 | 0.97169 | 2,884,044 | 30.2 |
| **55** | 0.03436 | 3,209 | 0.00699 | 93,390 | 458,931 | 0.95691 | 2,411,742 | 25.8 |
| **60** | 0.05213 | 4,701 | 0.01071 | 90,182 | 439,156 | 0.93673 | 1,952,811 | 21.7 |
| **65** | 0.07501 | 6,412 | 0.01559 | 85,480 | 411,372 | 0.90544 | 1,513,656 | 17.7 |
| **70** | 0.11569 | 9,147 | 0.02456 | 79,068 | 372,474 | 0.85043 | 1,102,284 | 13.9 |
| **75** | 0.18789 | 13,137 | 0.04147 | 69,921 | 316,763 | 0.56596 [c] | 729,810 | 10.4 |
| **80+** | 1.00000 | 56,784 | 0.13748 | 56,784 | 413,047 | - | 413,047 | 7.3 |

**Nota:** *Notes:*
[a] **Daripada umur 0 hingga kumpulan umur 1-4**
*From age of 0 to age group 1-4*
[b] **Daripada umur 0, kumpulan umur 1-4 hingga kumpulan umur 5-9**
*From age of 0, age group 1-4 to age group 5-9*
[c] **Daripada umur 75 hingga 80+**
*From age of 75 to 80+*
[e] **Anggaran**
*Estimates*

**Jadual 2.3.1: Jadual hayat ringkas bagi Warganegara[1] mengikut jantina dan umur, Malaysia, 2026[e]**
*Table 2.3.1: Abridged life table for Citizens [1] by sex and age, Malaysia, 2026 [e]*

| **Umur** *Age* | **Kebarangkalian mati di antara umur x dan umur x+n** *Probability of dying between age x and age x+n* | **Bilangan kematian di antara umur x dan umur x+n** *Number of deaths between age x and age x+n* | **Kadar tengah mortaliti di antara umur x dan umur x+n** *Central mortality rate between age x and age x+n* | **Penakat (orang yang masih hidup) pada umur tepat x** *Survivors at exact age x* | **Bilangan orang hidup-tahun di antara umur x dan umur x+n** *Number of person-years lived between age x and age x+n* | **Nisbah ketakatan** *Survival ratio* | **Jumlah bilangan orang hidup-tahun selepas umur tepat x** *Total number of person-years lived after exact age x* | **Jangkaan hayat** *Life expectancy* |
|---|---|---|---|---|---|---|---|---|
| **x** | $_nq_x$ | $_nd_x$ | $_nm_x$ | $l_x$ | $_nL_x$ | $_nS_x$ | $T_x$ | $e_x$ |
| **Lelaki dan Perempuan** *Both sexes* | | | | | | | | |
| **0** | 0.00669 | 669 | 0.00673 | 100,000 | 99,378 | 0.99279 [a] | 7,504,964 | 75.0 |
| **1** | 0.00123 | 123 | 0.00031 | 99,331 | 397,018 | 0.99883 [b] | 7,405,586 | 74.6 |
| **5** | 0.00091 | 91 | 0.00018 | 99,208 | 495,815 | 0.99896 | 7,008,568 | 70.6 |
| **10** | 0.00117 | 116 | 0.00023 | 99,118 | 495,298 | 0.99795 | 6,512,753 | 65.7 |
| **15** | 0.00292 | 289 | 0.00059 | 99,002 | 494,285 | 0.99671 | 6,017,455 | 60.8 |
| **20** | 0.00366 | 361 | 0.00073 | 98,712 | 492,658 | 0.99600 | 5,523,169 | 56.0 |
| **25** | 0.00434 | 427 | 0.00087 | 98,351 | 490,688 | 0.99458 | 5,030,511 | 51.1 |
| **30** | 0.00650 | 636 | 0.00130 | 97,924 | 488,031 | 0.99220 | 4,539,823 | 46.4 |
| **35** | 0.00911 | 887 | 0.00183 | 97,288 | 484,224 | 0.98894 | 4,051,792 | 41.6 |
| **40** | 0.01303 | 1,256 | 0.00262 | 96,401 | 478,867 | 0.98298 | 3,567,569 | 37.0 |
| **45** | 0.02107 | 2,005 | 0.00426 | 95,145 | 470,715 | 0.97338 | 3,088,702 | 32.5 |
| **50** | 0.03228 | 3,007 | 0.00656 | 93,141 | 458,187 | 0.95976 | 2,617,986 | 28.1 |
| **55** | 0.04847 | 4,369 | 0.00994 | 90,134 | 439,747 | 0.94138 | 2,159,800 | 24.0 |
| **60** | 0.06928 | 5,942 | 0.01435 | 85,765 | 413,970 | 0.91535 | 1,720,053 | 20.1 |
| **65** | 0.10117 | 8,076 | 0.02131 | 79,823 | 378,927 | 0.87795 | 1,306,082 | 16.4 |
| **70** | 0.14527 | 10,423 | 0.03133 | 71,748 | 332,681 | 0.82054 | 927,155 | 12.9 |
| **75** | 0.21947 | 13,459 | 0.04930 | 61,325 | 272,976 | 0.54081 [c] | 594,474 | 9.7 |
| **80+** | 1.00000 | 47,866 | 0.14888 | 47,866 | 321,498 | - | 321,498 | 6.7 |
| **Lelaki** *Male* | | | | | | | | |
| **0** | 0.00706 | 706 | 0.00711 | 100,000 | 99,344 | 0.99236 [a] | 7,252,580 | 72.5 |
| **1** | 0.00138 | 137 | 0.00035 | 99,294 | 396,835 | 0.99870 [b] | 7,153,235 | 72.0 |
| **5** | 0.00101 | 100 | 0.00020 | 99,157 | 495,536 | 0.99882 | 6,756,400 | 68.1 |
| **10** | 0.00136 | 135 | 0.00027 | 99,057 | 494,950 | 0.99711 | 6,260,864 | 63.2 |
| **15** | 0.00443 | 438 | 0.00089 | 98,923 | 493,518 | 0.99509 | 5,765,915 | 58.3 |
| **20** | 0.00539 | 531 | 0.00108 | 98,485 | 491,096 | 0.99423 | 5,272,396 | 53.5 |
| **25** | 0.00615 | 602 | 0.00123 | 97,954 | 488,261 | 0.99233 | 4,781,301 | 48.8 |
| **30** | 0.00920 | 896 | 0.00185 | 97,351 | 484,515 | 0.98914 | 4,293,039 | 44.1 |
| **35** | 0.01253 | 1,209 | 0.00252 | 96,455 | 479,254 | 0.98503 | 3,808,524 | 39.5 |
| **40** | 0.01744 | 1,662 | 0.00352 | 95,246 | 472,078 | 0.97790 | 3,329,270 | 35.0 |
| **45** | 0.02685 | 2,513 | 0.00544 | 93,585 | 461,643 | 0.96576 | 2,857,192 | 30.5 |
| **50** | 0.04183 | 3,810 | 0.00854 | 91,072 | 445,838 | 0.94794 | 2,395,549 | 26.3 |
| **55** | 0.06273 | 5,474 | 0.01295 | 87,263 | 422,628 | 0.92557 | 1,949,711 | 22.3 |
| **60** | 0.08691 | 7,109 | 0.01817 | 81,789 | 391,171 | 0.89467 | 1,527,083 | 18.7 |
| **65** | 0.12549 | 9,372 | 0.02678 | 74,680 | 349,970 | 0.85184 | 1,135,911 | 15.2 |
| **70** | 0.17408 | 11,369 | 0.03814 | 65,308 | 298,118 | 0.79073 | 785,941 | 12.0 |
| **75** | 0.25187 | 13,586 | 0.05763 | 53,939 | 235,731 | 0.51677 [c] | 487,823 | 9.0 |
| **80+** | 1.00000 | 40,353 | 0.16007 | 40,353 | 252,092 | - | 252,092 | 6.2 |
| **Perempuan** *Female* | | | | | | | | |
| **0** | 0.00630 | 630 | 0.00633 | 100,000 | 99,414 | 0.99326 [a] | 7,786,627 | 77.9 |
| **1** | 0.00108 | 107 | 0.00027 | 99,370 | 397,214 | 0.99896 [b] | 7,687,213 | 77.4 |
| **5** | 0.00082 | 81 | 0.00016 | 99,263 | 496,112 | 0.99911 | 7,289,999 | 73.4 |
| **10** | 0.00097 | 96 | 0.00019 | 99,182 | 495,670 | 0.99886 | 6,793,886 | 68.5 |
| **15** | 0.00130 | 129 | 0.00026 | 99,086 | 495,107 | 0.99846 | 6,298,216 | 63.6 |
| **20** | 0.00178 | 176 | 0.00036 | 98,957 | 494,343 | 0.99789 | 5,803,109 | 58.6 |
| **25** | 0.00244 | 241 | 0.00049 | 98,781 | 493,301 | 0.99692 | 5,308,766 | 53.7 |
| **30** | 0.00373 | 368 | 0.00075 | 98,540 | 491,780 | 0.99528 | 4,815,465 | 48.9 |
| **35** | 0.00572 | 561 | 0.00115 | 98,172 | 489,458 | 0.99286 | 4,323,684 | 44.0 |
| **40** | 0.00856 | 836 | 0.00172 | 97,611 | 485,964 | 0.98824 | 3,834,227 | 39.3 |
| **45** | 0.01498 | 1,450 | 0.00302 | 96,775 | 480,249 | 0.98119 | 3,348,263 | 34.6 |
| **50** | 0.02269 | 2,163 | 0.00459 | 95,325 | 471,216 | 0.97154 | 2,868,014 | 30.1 |
| **55** | 0.03436 | 3,201 | 0.00699 | 93,162 | 457,806 | 0.95706 | 2,396,797 | 25.7 |
| **60** | 0.05181 | 4,661 | 0.01064 | 89,960 | 438,149 | 0.93572 | 1,938,992 | 21.6 |
| **65** | 0.07742 | 6,604 | 0.01611 | 85,299 | 409,986 | 0.90312 | 1,500,843 | 17.6 |
| **70** | 0.11798 | 9,284 | 0.02508 | 78,695 | 370,266 | 0.84802 | 1,090,856 | 13.9 |
| **75** | 0.19053 | 13,225 | 0.04212 | 69,411 | 313,993 | 0.56426 [c] | 720,591 | 10.4 |
| **80+** | 1.00000 | 56,186 | 0.13819 | 56,186 | 406,598 | - | 406,598 | 7.2 |

**Nota:** *Notes:*

[a] **Daripada umur 0 hingga kumpulan umur 1-4**
*From age of 0 to age group 1-4*

[b] **Daripada umur 0, kumpulan umur 1-4 hingga kumpulan umur 5-9**
*From age of 0, age group 1-4 to age group 5-9*

[c] **Daripada umur 75 hingga 80+**
*From age of 75 to 80+*

[1] **Termasuk etnik Lain-lain**
*Includes Others*

[e] **Anggaran**
*Estimates*

**Jadual 2.3.2: Jadual hayat ringkas bagi etnik Bumiputera mengikut jantina dan umur, Malaysia, 2026[e]**
*Table 2.3.2: Abridged life table for Bumiputera by sex and age, Malaysia, 2026[e]*

| **Umur** *Age* | **Kebarangkalian mati di antara umur x dan umur x+n** *Probability of dying between age x and age x+n* | **Bilangan kematian di antara umur x dan umur x+n** *Number of deaths between age x and age x+n* | **Kadar tengah mortaliti di antara umur x dan umur x+n** *Central mortality rate between age x and age x+n* | **Penakat (orang yang masih hidup) pada umur tepat x** *Survivors at exact age x* | **Bilangan orang hidup-tahun di antara umur x dan umur x+n** *Number of person-years lived between age x and age x+n* | **Nisbah ketakatan** *Survival ratio* | **Jumlah bilangan orang hidup-tahun selepas umur tepat x** *Total number of person-years lived after exact age x* | **Jangkaan hayat** *Life expectancy* |
|---|---|---|---|---|---|---|---|---|
| **x** | $_nq_x$ | $_nd_x$ | $_nm_x$ | $l_x$ | $_nL_x$ | $_nS_x$ | $T_x$ | $e_x$ |
| **Lelaki dan Perempuan** *Both sexes* | | | | | | | | |
| **0** | 0.00698 | 698 | 0.00702 | 100,000 | 99,352 | 0.99248 [a] | 7,451,296 | 74.5 |
| **1** | 0.00130 | 129 | 0.00033 | 99,302 | 396,888 | 0.99876 [b] | 7,351,944 | 74.0 |
| **5** | 0.00098 | 97 | 0.00020 | 99,173 | 495,623 | 0.99884 | 6,955,056 | 70.1 |
| **10** | 0.00134 | 133 | 0.00027 | 99,076 | 495,048 | 0.99763 | 6,459,434 | 65.2 |
| **15** | 0.00340 | 336 | 0.00068 | 98,943 | 493,876 | 0.99632 | 5,964,386 | 60.3 |
| **20** | 0.00397 | 392 | 0.00080 | 98,607 | 492,057 | 0.99572 | 5,470,510 | 55.5 |
| **25** | 0.00459 | 451 | 0.00092 | 98,216 | 489,951 | 0.99430 | 4,978,453 | 50.7 |
| **30** | 0.00681 | 666 | 0.00137 | 97,765 | 487,159 | 0.99178 | 4,488,502 | 45.9 |
| **35** | 0.00963 | 935 | 0.00194 | 97,099 | 483,156 | 0.98821 | 4,001,343 | 41.2 |
| **40** | 0.01397 | 1,344 | 0.00281 | 96,163 | 477,458 | 0.98169 | 3,518,187 | 36.6 |
| **45** | 0.02270 | 2,152 | 0.00459 | 94,820 | 468,717 | 0.97100 | 3,040,729 | 32.1 |
| **50** | 0.03544 | 3,285 | 0.00722 | 92,667 | 455,125 | 0.95564 | 2,572,012 | 27.8 |
| **55** | 0.05360 | 4,791 | 0.01101 | 89,383 | 434,937 | 0.93550 | 2,116,887 | 23.7 |
| **60** | 0.07601 | 6,430 | 0.01580 | 84,592 | 406,885 | 0.90800 | 1,681,950 | 19.9 |
| **65** | 0.10930 | 8,543 | 0.02312 | 78,162 | 369,453 | 0.87416 | 1,275,065 | 16.3 |
| **70** | 0.14441 | 10,053 | 0.03113 | 69,619 | 322,963 | 0.82689 | 905,612 | 13.0 |
| **75** | 0.20667 | 12,310 | 0.04610 | 59,566 | 267,054 | 0.54166 [c] | 582,649 | 9.8 |
| **80+** | 1.00000 | 47,256 | 0.14973 | 47,256 | 315,596 | - | 315,596 | 6.7 |
| **Lelaki** *Male* | | | | | | | | |
| **0** | 0.00737 | 737 | 0.00742 | 100,000 | 99,310 | 0.99203 [a] | 7,214,441 | 72.1 |
| **1** | 0.00148 | 147 | 0.00037 | 99,263 | 396,706 | 0.99857 [b] | 7,115,131 | 71.7 |
| **5** | 0.00111 | 110 | 0.00022 | 99,116 | 495,308 | 0.99865 | 6,718,425 | 67.8 |
| **10** | 0.00160 | 158 | 0.00032 | 99,007 | 494,638 | 0.99661 | 6,223,117 | 62.9 |
| **15** | 0.00519 | 513 | 0.00104 | 98,848 | 492,959 | 0.99446 | 5,728,479 | 58.0 |
| **20** | 0.00590 | 580 | 0.00118 | 98,335 | 490,226 | 0.99383 | 5,235,521 | 53.2 |
| **25** | 0.00644 | 629 | 0.00129 | 97,755 | 487,202 | 0.99204 | 4,745,295 | 48.5 |
| **30** | 0.00949 | 922 | 0.00191 | 97,126 | 483,324 | 0.98881 | 4,258,093 | 43.8 |
| **35** | 0.01291 | 1,242 | 0.00260 | 96,204 | 477,914 | 0.98446 | 3,774,769 | 39.2 |
| **40** | 0.01820 | 1,728 | 0.00367 | 94,962 | 470,489 | 0.97687 | 3,296,855 | 34.7 |
| **45** | 0.02816 | 2,625 | 0.00571 | 93,234 | 459,605 | 0.96358 | 2,826,367 | 30.3 |
| **50** | 0.04493 | 4,071 | 0.00919 | 90,608 | 442,865 | 0.94395 | 2,366,761 | 26.1 |
| **55** | 0.06769 | 5,858 | 0.01401 | 86,538 | 418,043 | 0.91976 | 1,923,896 | 22.2 |
| **60** | 0.09369 | 7,559 | 0.01966 | 80,680 | 384,501 | 0.88806 | 1,505,854 | 18.7 |
| **65** | 0.13208 | 9,658 | 0.02828 | 73,121 | 341,459 | 0.85138 | 1,121,353 | 15.3 |
| **70** | 0.16768 | 10,641 | 0.03660 | 63,463 | 290,711 | 0.80443 | 779,893 | 12.3 |
| **75** | 0.22908 | 12,100 | 0.05174 | 52,822 | 233,857 | 0.52194 [c] | 489,182 | 9.3 |
| **80+** | 1.00000 | 40,721 | 0.15949 | 40,721 | 255,325 | - | 255,325 | 6.3 |
| **Perempuan** *Female* | | | | | | | | |
| **0** | 0.00656 | 656 | 0.00660 | 100,000 | 99,389 | 0.99298 [a] | 7,711,404 | 77.1 |
| **1** | 0.00111 | 110 | 0.00028 | 99,344 | 397,102 | 0.99893 [b] | 7,612,014 | 76.6 |
| **5** | 0.00085 | 84 | 0.00017 | 99,234 | 495,958 | 0.99904 | 7,214,913 | 72.7 |
| **10** | 0.00106 | 105 | 0.00021 | 99,150 | 495,485 | 0.99873 | 6,718,954 | 67.8 |
| **15** | 0.00148 | 146 | 0.00030 | 99,044 | 494,856 | 0.99832 | 6,223,470 | 62.8 |
| **20** | 0.00189 | 187 | 0.00038 | 98,898 | 494,023 | 0.99773 | 5,728,614 | 57.9 |
| **25** | 0.00266 | 262 | 0.00053 | 98,711 | 492,900 | 0.99662 | 5,234,592 | 53.0 |
| **30** | 0.00410 | 403 | 0.00082 | 98,449 | 491,235 | 0.99476 | 4,741,692 | 48.2 |
| **35** | 0.00639 | 627 | 0.00128 | 98,045 | 488,660 | 0.99195 | 4,250,457 | 43.4 |
| **40** | 0.00972 | 947 | 0.00195 | 97,419 | 484,727 | 0.98666 | 3,761,796 | 38.6 |
| **45** | 0.01700 | 1,640 | 0.00343 | 96,472 | 478,261 | 0.97853 | 3,277,069 | 34.0 |
| **50** | 0.02603 | 2,468 | 0.00527 | 94,832 | 467,991 | 0.96720 | 2,798,808 | 29.5 |
| **55** | 0.03976 | 3,672 | 0.00811 | 92,364 | 452,641 | 0.95090 | 2,330,817 | 25.2 |
| **60** | 0.05883 | 5,218 | 0.01212 | 88,692 | 430,416 | 0.92736 | 1,878,176 | 21.2 |
| **65** | 0.08732 | 7,289 | 0.01826 | 83,474 | 399,148 | 0.89606 | 1,447,761 | 17.3 |
| **70** | 0.12215 | 9,306 | 0.02602 | 76,185 | 357,660 | 0.84781 | 1,048,613 | 13.8 |
| **75** | 0.18641 | 12,467 | 0.04111 | 66,879 | 303,227 | 0.56115 [c] | 690,953 | 10.3 |
| **80+** | 1.00000 | 54,412 | 0.14034 | 54,412 | 387,726 | - | 387,726 | 7.1 |

**Nota:** *Notes:*
[a] **Daripada umur 0 hingga kumpulan umur 1-4** *From age of 0 to age group 1-4*
[b] **Daripada umur 0, kumpulan umur 1-4 hingga kumpulan umur 5-9** *From age of 0, age group 1-4 to age group 5-9*
[c] **Daripada umur 75 hingga 80+** *From age of 75 to 80+*
[e] **Anggaran** *Estimates*

**Jadual 2.3.3: Jadual hayat ringkas bagi etnik Melayu mengikut jantina dan umur, Malaysia, 2026[e]**
*Table 2.3.3: Abridged life table for Malay by sex and age, Malaysia, 2026 [e]*

| **Umur** *Age* | **Kebarangkalian mati di antara umur x dan umur x+n** *Probability of dying between age x and age x+n* | **Bilangan kematian di antara umur x dan umur x+n** *Number of deaths between age x and age x+n* | **Kadar tengah mortaliti di antara umur x dan umur x+n** *Central mortality rate between age x and age x+n* | **Penakat (orang yang masih hidup) pada umur tepat x** *Survivors at exact age x* | **Bilangan orang hidup-tahun di antara umur x dan umur x+n** *Number of person-years lived between age x and age x+n* | **Nisbah ketakatan** *Survival ratio* | **Jumlah bilangan orang hidup-tahun selepas umur tepat x** *Total number of person-years lived after exact age x* | **Jangkaan hayat** *Life expectancy* |
|---|---|---|---|---|---|---|---|---|
| **x** | $_nq_x$ | $_nd_x$ | $_nm_x$ | $l_x$ | $_nL_x$ | $_nS_x$ | $T_x$ | $e_x$ |
| **Lelaki dan Perempuan** *Both sexes* | | | | | | | | |
| **0** | 0.00667 | 667 | 0.00671 | 100,000 | 99,379 | 0.99283 [a] | 7,452,443 | 74.5 |
| **1** | 0.00119 | 118 | 0.00030 | 99,333 | 397,037 | 0.99885 [b] | 7,353,064 | 74.0 |
| **5** | 0.00092 | 91 | 0.00018 | 99,214 | 495,845 | 0.99890 | 6,956,027 | 70.1 |
| **10** | 0.00128 | 127 | 0.00026 | 99,123 | 495,299 | 0.99760 | 6,460,182 | 65.2 |
| **15** | 0.00353 | 349 | 0.00071 | 98,996 | 494,108 | 0.99627 | 5,964,884 | 60.3 |
| **20** | 0.00393 | 388 | 0.00079 | 98,647 | 492,265 | 0.99583 | 5,470,776 | 55.5 |
| **25** | 0.00441 | 433 | 0.00088 | 98,259 | 490,213 | 0.99455 | 4,978,511 | 50.7 |
| **30** | 0.00649 | 635 | 0.00130 | 97,826 | 487,542 | 0.99214 | 4,488,298 | 45.9 |
| **35** | 0.00923 | 897 | 0.00185 | 97,191 | 483,711 | 0.98856 | 4,000,756 | 41.2 |
| **40** | 0.01366 | 1,316 | 0.00275 | 96,294 | 478,179 | 0.98205 | 3,517,045 | 36.5 |
| **45** | 0.02229 | 2,117 | 0.00451 | 94,978 | 469,597 | 0.97139 | 3,038,866 | 32.0 |
| **50** | 0.03508 | 3,257 | 0.00714 | 92,861 | 456,161 | 0.95577 | 2,569,269 | 27.7 |
| **55** | 0.05371 | 4,813 | 0.01104 | 89,604 | 435,986 | 0.93464 | 2,113,107 | 23.6 |
| **60** | 0.07767 | 6,586 | 0.01616 | 84,791 | 407,491 | 0.90667 | 1,677,121 | 19.8 |
| **65** | 0.11032 | 8,627 | 0.02335 | 78,205 | 369,458 | 0.87191 | 1,269,630 | 16.2 |
| **70** | 0.14806 | 10,302 | 0.03198 | 69,578 | 322,136 | 0.82427 | 900,172 | 12.9 |
| **75** | 0.20821 | 12,342 | 0.04648 | 59,276 | 265,527 | 0.54064 [c] | 578,037 | 9.8 |
| **80+** | 1.00000 | 46,935 | 0.15019 | 46,935 | 312,509 | - | 312,509 | 6.7 |
| **Lelaki** *Male* | | | | | | | | |
| **0** | 0.00713 | 713 | 0.00718 | 100,000 | 99,332 | 0.99233 [a] | 7,213,003 | 72.1 |
| **1** | 0.00133 | 133 | 0.00033 | 99,287 | 396,834 | 0.99866 [b] | 7,113,671 | 71.6 |
| **5** | 0.00108 | 108 | 0.00022 | 99,154 | 495,504 | 0.99865 | 6,716,837 | 67.7 |
| **10** | 0.00162 | 160 | 0.00032 | 99,047 | 494,834 | 0.99648 | 6,221,333 | 62.8 |
| **15** | 0.00543 | 537 | 0.00109 | 98,887 | 493,091 | 0.99438 | 5,726,499 | 57.9 |
| **20** | 0.00581 | 571 | 0.00117 | 98,350 | 490,320 | 0.99406 | 5,233,408 | 53.2 |
| **25** | 0.00608 | 594 | 0.00122 | 97,778 | 487,405 | 0.99246 | 4,743,089 | 48.5 |
| **30** | 0.00901 | 876 | 0.00181 | 97,184 | 483,730 | 0.98938 | 4,255,683 | 43.8 |
| **35** | 0.01225 | 1,179 | 0.00246 | 96,308 | 478,592 | 0.98498 | 3,771,953 | 39.2 |
| **40** | 0.01782 | 1,695 | 0.00360 | 95,129 | 471,406 | 0.97731 | 3,293,360 | 34.6 |
| **45** | 0.02766 | 2,584 | 0.00561 | 93,434 | 460,708 | 0.96411 | 2,821,954 | 30.2 |
| **50** | 0.04436 | 4,030 | 0.00907 | 90,850 | 444,173 | 0.94427 | 2,361,246 | 26.0 |
| **55** | 0.06763 | 5,872 | 0.01400 | 86,819 | 419,418 | 0.91876 | 1,917,073 | 22.1 |
| **60** | 0.09583 | 7,758 | 0.02013 | 80,948 | 385,344 | 0.88609 | 1,497,655 | 18.5 |
| **65** | 0.13389 | 9,800 | 0.02870 | 73,190 | 341,452 | 0.84718 | 1,112,311 | 15.2 |
| **70** | 0.17468 | 11,073 | 0.03828 | 63,391 | 289,269 | 0.79923 | 770,859 | 12.2 |
| **75** | 0.23238 | 12,157 | 0.05259 | 52,317 | 231,193 | 0.51994 [c] | 481,590 | 9.2 |
| **80+** | 1.00000 | 40,160 | 0.16039 | 40,160 | 250,397 | - | 250,397 | 6.2 |
| **Perempuan** *Female* | | | | | | | | |
| **0** | 0.00619 | 619 | 0.00622 | 100,000 | 99,424 | 0.99339 [a] | 7,715,151 | 77.2 |
| **1** | 0.00104 | 103 | 0.00026 | 99,381 | 397,269 | 0.99902 [b] | 7,615,728 | 76.6 |
| **5** | 0.00074 | 74 | 0.00015 | 99,278 | 496,207 | 0.99916 | 7,218,458 | 72.7 |
| **10** | 0.00093 | 92 | 0.00019 | 99,204 | 495,792 | 0.99879 | 6,722,251 | 67.8 |
| **15** | 0.00148 | 147 | 0.00030 | 99,112 | 495,194 | 0.99832 | 6,226,460 | 62.8 |
| **20** | 0.00189 | 187 | 0.00038 | 98,965 | 494,361 | 0.99773 | 5,731,266 | 57.9 |
| **25** | 0.00266 | 262 | 0.00053 | 98,779 | 493,238 | 0.99671 | 5,236,905 | 53.0 |
| **30** | 0.00392 | 386 | 0.00079 | 98,516 | 491,616 | 0.99493 | 4,743,667 | 48.2 |
| **35** | 0.00623 | 611 | 0.00125 | 98,130 | 489,122 | 0.99215 | 4,252,051 | 43.3 |
| **40** | 0.00947 | 924 | 0.00190 | 97,519 | 485,284 | 0.98696 | 3,762,929 | 38.6 |
| **45** | 0.01664 | 1,607 | 0.00335 | 96,595 | 478,957 | 0.97882 | 3,277,646 | 33.9 |
| **50** | 0.02580 | 2,451 | 0.00523 | 94,988 | 468,813 | 0.96715 | 2,798,689 | 29.5 |
| **55** | 0.04009 | 3,710 | 0.00818 | 92,537 | 453,412 | 0.95012 | 2,329,876 | 25.2 |
| **60** | 0.06009 | 5,337 | 0.01239 | 88,828 | 430,795 | 0.92647 | 1,876,464 | 21.1 |
| **65** | 0.08784 | 7,334 | 0.01838 | 83,490 | 399,117 | 0.89522 | 1,445,669 | 17.3 |
| **70** | 0.12334 | 9,393 | 0.02629 | 76,156 | 357,298 | 0.84710 | 1,046,552 | 13.7 |
| **75** | 0.18662 | 12,459 | 0.04116 | 66,763 | 302,667 | 0.56088 [c] | 689,254 | 10.3 |
| **80+** | 1.00000 | 54,304 | 0.14047 | 54,304 | 386,587 | - | 386,587 | 7.1 |

**Nota:** *Notes:*

[a] **Daripada umur 0 hingga kumpulan umur 1-4**
*From age of 0 to age group 1-4*

[b] **Daripada umur 0, kumpulan umur 1-4 hingga kumpulan umur 5-9**
*From age of 0, age group 1-4 to age group 5-9*

[c] **Daripada umur 75 hingga 80+**
*From age of 75 to 80+*

[e] **Anggaran**
*Estimates*

**Jadual 2.3.4: Jadual hayat ringkas bagi etnik Bumiputera lain mengikut jantina dan umur, Malaysia, 2026[e]**
*Table 2.3.4: Abridged life table for Other Bumiputera by sex and age, Malaysia, 2026 [e]*

| **Umur** *Age* | **Kebarangkalian mati di antara umur x dan umur x+n** *Probability of dying between age x and age x+n* | **Bilangan kematian di antara umur x dan umur x+n** *Number of deaths between age x and age x+n* | **Kadar tengah mortaliti di antara umur x dan umur x+n** *Central mortality rate between age x and age x+n* | **Penakat (orang yang masih hidup) pada umur tepat x** *Survivors at exact age x* | **Bilangan orang hidup-tahun di antara umur x dan umur x+n** *Number of person-years lived between age x and age x+n* | **Nisbah ketakatan** *Survival ratio* | **Jumlah bilangan orang hidup-tahun selepas umur tepat x** *Total number of person-years lived after exact age x* | **Jangkaan hayat** *Life expectancy* |
|---|---|---|---|---|---|---|---|---|
| **x** | $_nq_x$ | $_nd_x$ | $_nm_x$ | $l_x$ | $_nL_x$ | $_nS_x$ | $T_x$ | $e_x$ |
| **Lelaki dan Perempuan** *Both sexes* | | | | | | | | |
| **0** | 0.00861 | 861 | 0.00868 | 100,000 | 99,204 | 0.99058 [a] | 7,446,133 | 74.5 |
| **1** | 0.00190 | 188 | 0.00048 | 99,139 | 396,085 | 0.99826 [b] | 7,346,929 | 74.1 |
| **5** | 0.00131 | 130 | 0.00026 | 98,950 | 494,426 | 0.99853 | 6,950,843 | 70.2 |
| **10** | 0.00162 | 161 | 0.00033 | 98,820 | 493,699 | 0.99776 | 6,456,418 | 65.3 |
| **15** | 0.00286 | 282 | 0.00057 | 98,660 | 492,594 | 0.99649 | 5,962,718 | 60.4 |
| **20** | 0.00416 | 410 | 0.00083 | 98,378 | 490,866 | 0.99521 | 5,470,124 | 55.6 |
| **25** | 0.00542 | 531 | 0.00109 | 97,968 | 488,513 | 0.99323 | 4,979,258 | 50.8 |
| **30** | 0.00813 | 792 | 0.00163 | 97,437 | 485,204 | 0.99019 | 4,490,745 | 46.1 |
| **35** | 0.01151 | 1,112 | 0.00232 | 96,645 | 480,443 | 0.98653 | 4,005,541 | 41.4 |
| **40** | 0.01545 | 1,476 | 0.00311 | 95,533 | 473,973 | 0.97994 | 3,525,098 | 36.9 |
| **45** | 0.02475 | 2,328 | 0.00501 | 94,057 | 464,465 | 0.96912 | 3,051,124 | 32.4 |
| **50** | 0.03717 | 3,410 | 0.00757 | 91,729 | 450,123 | 0.95502 | 2,586,659 | 28.2 |
| **55** | 0.05309 | 4,689 | 0.01091 | 88,320 | 429,877 | 0.93966 | 2,136,536 | 24.2 |
| **60** | 0.06799 | 5,686 | 0.01408 | 83,631 | 403,939 | 0.91453 | 1,706,660 | 20.4 |
| **65** | 0.10423 | 8,124 | 0.02199 | 77,945 | 369,413 | 0.88529 | 1,302,721 | 16.7 |
| **70** | 0.12642 | 8,827 | 0.02699 | 69,821 | 327,036 | 0.84003 | 933,309 | 13.4 |
| **75** | 0.19836 | 12,099 | 0.04404 | 60,994 | 274,721 | 0.54687 [c] | 606,273 | 9.9 |
| **80+** | 1.00000 | 48,895 | 0.14747 | 48,895 | 331,552 | - | 331,552 | 6.8 |
| **Lelaki** *Male* | | | | | | | | |
| **0** | 0.00861 | 861 | 0.00868 | 100,000 | 99,197 | 0.99043 [a] | 7,220,286 | 72.2 |
| **1** | 0.00227 | 225 | 0.00057 | 99,139 | 396,020 | 0.99808 [b] | 7,121,089 | 71.8 |
| **5** | 0.00122 | 121 | 0.00025 | 98,913 | 494,264 | 0.99863 | 6,725,070 | 68.0 |
| **10** | 0.00152 | 150 | 0.00030 | 98,792 | 493,587 | 0.99715 | 6,230,806 | 63.1 |
| **15** | 0.00418 | 413 | 0.00084 | 98,642 | 492,181 | 0.99475 | 5,737,219 | 58.2 |
| **20** | 0.00631 | 620 | 0.00127 | 98,230 | 489,598 | 0.99276 | 5,245,038 | 53.4 |
| **25** | 0.00818 | 798 | 0.00164 | 97,609 | 486,052 | 0.99017 | 4,755,440 | 48.7 |
| **30** | 0.01150 | 1,114 | 0.00231 | 96,811 | 481,273 | 0.98624 | 4,269,388 | 44.1 |
| **35** | 0.01603 | 1,534 | 0.00323 | 95,698 | 474,652 | 0.98200 | 3,788,115 | 39.6 |
| **40** | 0.02000 | 1,883 | 0.00404 | 94,163 | 466,108 | 0.97469 | 3,313,463 | 35.2 |
| **45** | 0.03072 | 2,835 | 0.00624 | 92,280 | 454,312 | 0.96094 | 2,847,355 | 30.9 |
| **50** | 0.04765 | 4,262 | 0.00976 | 89,445 | 436,569 | 0.94244 | 2,393,043 | 26.8 |
| **55** | 0.06796 | 5,789 | 0.01407 | 85,183 | 411,440 | 0.92457 | 1,956,474 | 23.0 |
| **60** | 0.08345 | 6,625 | 0.01742 | 79,393 | 380,404 | 0.89746 | 1,545,035 | 19.5 |
| **65** | 0.12338 | 8,978 | 0.02630 | 72,768 | 341,397 | 0.87069 | 1,164,630 | 16.0 |
| **70** | 0.13607 | 8,680 | 0.02920 | 63,790 | 297,252 | 0.82874 | 823,234 | 12.9 |
| **75** | 0.21200 | 11,683 | 0.04743 | 55,111 | 246,344 | 0.53165 [c] | 525,982 | 9.5 |
| **80+** | 1.00000 | 43,427 | 0.15530 | 43,427 | 279,637 | - | 279,637 | 6.4 |
| **Perempuan** *Female* | | | | | | | | |
| **0** | 0.00862 | 862 | 0.00869 | 100,000 | 99,204 | 0.99078 [a] | 7,692,505 | 76.9 |
| **1** | 0.00150 | 148 | 0.00037 | 99,138 | 396,184 | 0.99841 [b] | 7,593,301 | 76.6 |
| **5** | 0.00141 | 140 | 0.00028 | 98,990 | 494,600 | 0.99842 | 7,197,117 | 72.7 |
| **10** | 0.00174 | 172 | 0.00035 | 98,850 | 493,821 | 0.99840 | 6,702,517 | 67.8 |
| **15** | 0.00147 | 145 | 0.00029 | 98,678 | 493,029 | 0.99831 | 6,208,696 | 62.9 |
| **20** | 0.00190 | 188 | 0.00038 | 98,533 | 492,198 | 0.99772 | 5,715,667 | 58.0 |
| **25** | 0.00266 | 262 | 0.00053 | 98,346 | 491,074 | 0.99626 | 5,223,469 | 53.1 |
| **30** | 0.00481 | 472 | 0.00096 | 98,084 | 489,240 | 0.99404 | 4,732,395 | 48.2 |
| **35** | 0.00712 | 695 | 0.00143 | 97,612 | 486,322 | 0.99101 | 4,243,155 | 43.5 |
| **40** | 0.01087 | 1,054 | 0.00219 | 96,917 | 481,949 | 0.98520 | 3,756,833 | 38.8 |
| **45** | 0.01877 | 1,799 | 0.00379 | 95,863 | 474,817 | 0.97712 | 3,274,884 | 34.2 |
| **50** | 0.02706 | 2,546 | 0.00549 | 94,064 | 463,955 | 0.96743 | 2,800,068 | 29.8 |
| **55** | 0.03823 | 3,499 | 0.00780 | 91,518 | 448,843 | 0.95467 | 2,336,113 | 25.5 |
| **60** | 0.05270 | 4,639 | 0.01083 | 88,019 | 428,498 | 0.93176 | 1,887,270 | 21.4 |
| **65** | 0.08463 | 7,057 | 0.01767 | 83,380 | 399,259 | 0.90049 | 1,458,772 | 17.5 |
| **70** | 0.11576 | 8,835 | 0.02457 | 76,323 | 359,529 | 0.85163 | 1,059,513 | 13.9 |
| **75** | 0.18524 | 12,502 | 0.04083 | 67,488 | 306,187 | 0.56258 [c] | 699,984 | 10.4 |
| **80+** | 1.00000 | 54,987 | 0.13963 | 54,987 | 393,796 | - | 393,796 | 7.2 |

**Nota:** *Notes:*
[a] **Daripada umur 0 hingga kumpulan umur 1-4** *From age of 0 to age group 1-4*
[b] **Daripada umur 0, kumpulan umur 1-4 hingga kumpulan umur 5-9** *From age of 0, age group 1-4 to age group 5-9*
[c] **Daripada umur 75 hingga 80+** *From age of 75 to 80+*
[e] **Anggaran** *Estimates*

**Jadual 2.3.5: Jadual hayat ringkas bagi etnik Cina mengikut jantina dan umur, Malaysia, 2026[e]**

*Table 2.3.5: Abridged life table for Chinese by sex and age, Malaysia, 2026 [e]*

| **Umur** *Age* | **Kebarangkalian mati di antara umur x dan umur x+n** *Probability of dying between age x and age x+n* | **Bilangan kematian di antara umur x dan umur x+n** *Number of deaths between age x and age x+n* | **Kadar tengah mortaliti di antara umur x dan umur x+n** *Central mortality rate between age x and age x+n* | **Penakat (orang yang masih hidup) pada umur tepat x** *Survivors at exact age x* | **Bilangan orang hidup-tahun di antara umur x dan umur x+n** *Number of person-years lived between age x and age x+n* | **Nisbah ketakatan** *Survival ratio* | **Jumlah bilangan orang hidup-tahun selepas umur tepat x** *Total number of person-years lived after exact age x* | **Jangkaan hayat** *Life expectancy* |
|---|---|---|---|---|---|---|---|---|
| **x** | $_nq_x$ | $_nd_x$ | $_nm_x$ | $l_x$ | $_nL_x$ | $_nS_x$ | $T_x$ | $e_x$ |
| **Lelaki dan Perempuan** *Both sexes* | | | | | | | | |
| **0** | 0.00434 | 434 | 0.00436 | 100,000 | 99,593 | 0.99536 [a] | 7,771,083 | 77.7 |
| **1** | 0.00071 | 71 | 0.00018 | 99,566 | 398,089 | 0.99929 [b] | 7,671,490 | 77.0 |
| **5** | 0.00060 | 60 | 0.00012 | 99,495 | 497,328 | 0.99942 | 7,273,401 | 73.1 |
| **10** | 0.00056 | 55 | 0.00011 | 99,436 | 497,041 | 0.99916 | 6,776,073 | 68.1 |
| **15** | 0.00112 | 111 | 0.00022 | 99,380 | 496,625 | 0.99863 | 6,279,032 | 63.2 |
| **20** | 0.00162 | 161 | 0.00032 | 99,269 | 495,945 | 0.99806 | 5,782,408 | 58.2 |
| **25** | 0.00226 | 224 | 0.00045 | 99,108 | 494,982 | 0.99699 | 5,286,463 | 53.3 |
| **30** | 0.00377 | 373 | 0.00076 | 98,884 | 493,490 | 0.99541 | 4,791,481 | 48.5 |
| **35** | 0.00541 | 533 | 0.00109 | 98,512 | 491,225 | 0.99354 | 4,297,991 | 43.6 |
| **40** | 0.00751 | 736 | 0.00151 | 97,978 | 488,052 | 0.98941 | 3,806,766 | 38.9 |
| **45** | 0.01370 | 1,332 | 0.00276 | 97,242 | 482,883 | 0.98229 | 3,318,714 | 34.1 |
| **50** | 0.02179 | 2,089 | 0.00441 | 95,911 | 474,329 | 0.97347 | 2,835,831 | 29.6 |
| **55** | 0.03138 | 2,944 | 0.00638 | 93,821 | 461,746 | 0.96014 | 2,361,501 | 25.2 |
| **60** | 0.04861 | 4,418 | 0.00996 | 90,877 | 443,341 | 0.93807 | 1,899,756 | 20.9 |
| **65** | 0.07594 | 6,565 | 0.01579 | 86,459 | 415,883 | 0.89450 | 1,456,415 | 16.8 |
| **70** | 0.13750 | 10,985 | 0.02953 | 79,894 | 372,006 | 0.81442 | 1,040,532 | 13.0 |
| **75** | 0.24133 | 16,629 | 0.05489 | 68,908 | 302,969 | 0.54681 [c] | 668,526 | 9.7 |
| **80+** | 1.00000 | 52,279 | 0.14301 | 52,279 | 365,557 | - | 365,557 | 7.0 |
| **Lelaki** *Male* | | | | | | | | |
| **0** | 0.00484 | 484 | 0.00486 | 100,000 | 99,543 | 0.99485 [a] | 7,505,878 | 75.1 |
| **1** | 0.00078 | 77 | 0.00019 | 99,516 | 397,881 | 0.99929 [b] | 7,406,335 | 74.4 |
| **5** | 0.00048 | 48 | 0.00010 | 99,438 | 497,072 | 0.99949 | 7,008,454 | 70.5 |
| **10** | 0.00054 | 54 | 0.00011 | 99,390 | 496,818 | 0.99897 | 6,511,382 | 65.5 |
| **15** | 0.00153 | 152 | 0.00031 | 99,337 | 496,304 | 0.99812 | 6,014,564 | 60.5 |
| **20** | 0.00223 | 221 | 0.00045 | 99,185 | 495,373 | 0.99728 | 5,518,260 | 55.6 |
| **25** | 0.00322 | 319 | 0.00064 | 98,964 | 494,024 | 0.99565 | 5,022,887 | 50.8 |
| **30** | 0.00548 | 541 | 0.00110 | 98,645 | 491,875 | 0.99320 | 4,528,864 | 45.9 |
| **35** | 0.00813 | 798 | 0.00163 | 98,105 | 488,529 | 0.99061 | 4,036,988 | 41.1 |
| **40** | 0.01066 | 1,037 | 0.00214 | 97,307 | 483,941 | 0.98540 | 3,548,460 | 36.5 |
| **45** | 0.01857 | 1,788 | 0.00375 | 96,269 | 476,877 | 0.97581 | 3,064,519 | 31.8 |
| **50** | 0.02992 | 2,827 | 0.00607 | 94,481 | 465,341 | 0.96311 | 2,587,642 | 27.4 |
| **55** | 0.04408 | 4,040 | 0.00902 | 91,655 | 448,173 | 0.94541 | 2,122,301 | 23.2 |
| **60** | 0.06558 | 5,746 | 0.01356 | 87,614 | 423,708 | 0.91702 | 1,674,128 | 19.1 |
| **65** | 0.10160 | 8,318 | 0.02141 | 81,869 | 388,549 | 0.86219 | 1,250,419 | 15.3 |
| **70** | 0.17811 | 13,100 | 0.03910 | 73,551 | 335,003 | 0.76717 | 861,870 | 11.7 |
| **75** | 0.29941 | 18,099 | 0.07042 | 60,451 | 257,005 | 0.51220 [c] | 526,867 | 8.7 |
| **80+** | 1.00000 | 42,351 | 0.15694 | 42,351 | 269,862 | - | 269,862 | 6.4 |
| **Perempuan** *Female* | | | | | | | | |
| **0** | 0.00379 | 379 | 0.00380 | 100,000 | 99,645 | 0.99595 [a] | 8,079,139 | 80.8 |
| **1** | 0.00064 | 64 | 0.00016 | 99,621 | 398,328 | 0.99927 [b] | 7,979,494 | 80.1 |
| **5** | 0.00072 | 71 | 0.00014 | 99,558 | 497,611 | 0.99935 | 7,581,166 | 76.1 |
| **10** | 0.00057 | 57 | 0.00011 | 99,487 | 497,290 | 0.99938 | 7,083,555 | 71.2 |
| **15** | 0.00067 | 66 | 0.00013 | 99,429 | 496,981 | 0.99919 | 6,586,265 | 66.2 |
| **20** | 0.00095 | 95 | 0.00019 | 99,363 | 496,578 | 0.99890 | 6,089,283 | 61.3 |
| **25** | 0.00124 | 123 | 0.00025 | 99,268 | 496,034 | 0.99838 | 5,592,705 | 56.3 |
| **30** | 0.00200 | 198 | 0.00040 | 99,145 | 495,232 | 0.99765 | 5,096,671 | 51.4 |
| **35** | 0.00271 | 268 | 0.00054 | 98,948 | 494,067 | 0.99647 | 4,601,439 | 46.5 |
| **40** | 0.00436 | 430 | 0.00087 | 98,679 | 492,322 | 0.99359 | 4,107,372 | 41.6 |
| **45** | 0.00847 | 833 | 0.00170 | 98,249 | 489,165 | 0.98912 | 3,615,050 | 36.8 |
| **50** | 0.01331 | 1,297 | 0.00268 | 97,417 | 483,842 | 0.98414 | 3,125,884 | 32.1 |
| **55** | 0.01844 | 1,773 | 0.00372 | 96,120 | 476,169 | 0.97539 | 2,642,042 | 27.5 |
| **60** | 0.03090 | 2,915 | 0.00628 | 94,347 | 464,448 | 0.95987 | 2,165,873 | 23.0 |
| **65** | 0.04965 | 4,539 | 0.01018 | 91,432 | 445,812 | 0.92640 | 1,701,425 | 18.6 |
| **70** | 0.09881 | 8,586 | 0.02079 | 86,893 | 412,998 | 0.85820 | 1,255,613 | 14.5 |
| **75** | 0.18949 | 14,839 | 0.04187 | 78,307 | 354,436 | 0.57936 [c] | 842,615 | 10.8 |
| **80+** | 1.00000 | 63,468 | 0.13001 | 63,468 | 488,179 | - | 488,179 | 7.7 |

**Nota:** *Notes:*

[a] **Daripada umur 0 hingga kumpulan umur 1-4**
*From age of 0 to age group 1-4*

[b] **Daripada umur 0, kumpulan umur 1-4 hingga kumpulan umur 5-9**
*From age of 0, age group 1-4 to age group 5-9*

[c] **Daripada umur 75 hingga 80+**
*From age of 75 to 80+*

[e] **Anggaran**
*Estimates*

**Jadual 2.3.6: Jadual hayat ringkas bagi etnik India mengikut jantina dan umur, Malaysia, 2026[e]**
*Table 2.3.6: Abridged life table for Indians by sex and age, Malaysia, 2026 [e]*

| **Umur** *Age* | **Kebarangkalian mati di antara umur x dan umur x+n** *Probability of dying between age x and age x+n* | **Bilangan kematian di antara umur x dan umur x+n** *Number of deaths between age x and age x+n* | **Kadar tengah mortaliti di antara umur x dan umur x+n** *Central mortality rate between age x and age x+n* | **Penakat (orang yang masih hidup) pada umur tepat x** *Survivors at exact age x* | **Bilangan orang hidup-tahun di antara umur x dan umur x+n** *Number of person-years lived between age x and age x+n* | **Nisbah ketakatan** *Survival ratio* | **Jumlah bilangan orang hidup-tahun selepas umur tepat x** *Total number of person-years lived after exact age x* | **Jangkaan hayat** *Life expectancy* |
|---|---|---|---|---|---|---|---|---|
| **x** | $_nq_x$ | $_nd_x$ | $_nm_x$ | $l_x$ | $_nL_x$ | $_nS_x$ | $T_x$ | $e_x$ |
| **Lelaki dan Perempuan** *Both sexes* | | | | | | | | |
| **0** | 0.00639 | 639 | 0.00643 | 100,000 | 99,405 | 0.99312 [a] | 7,213,103 | 72.1 |
| **1** | 0.00116 | 115 | 0.00029 | 99,361 | 397,156 | 0.99901 [b] | 7,113,698 | 71.6 |
| **5** | 0.00065 | 64 | 0.00013 | 99,246 | 496,068 | 0.99920 | 6,716,541 | 67.7 |
| **10** | 0.00095 | 94 | 0.00019 | 99,181 | 495,672 | 0.99803 | 6,220,474 | 62.7 |
| **15** | 0.00299 | 296 | 0.00060 | 99,087 | 494,695 | 0.99568 | 5,724,802 | 57.8 |
| **20** | 0.00565 | 559 | 0.00113 | 98,791 | 492,558 | 0.99361 | 5,230,107 | 52.9 |
| **25** | 0.00714 | 701 | 0.00143 | 98,232 | 489,409 | 0.99161 | 4,737,549 | 48.2 |
| **30** | 0.00965 | 941 | 0.00194 | 97,531 | 485,303 | 0.98834 | 4,248,140 | 43.6 |
| **35** | 0.01369 | 1,323 | 0.00276 | 96,590 | 479,643 | 0.98294 | 3,762,837 | 39.0 |
| **40** | 0.02047 | 1,950 | 0.00414 | 95,267 | 471,461 | 0.97434 | 3,283,193 | 34.5 |
| **45** | 0.03096 | 2,889 | 0.00629 | 93,317 | 459,361 | 0.96279 | 2,811,732 | 30.1 |
| **50** | 0.04366 | 3,948 | 0.00893 | 90,428 | 442,267 | 0.94460 | 2,352,371 | 26.0 |
| **55** | 0.06768 | 5,853 | 0.01401 | 86,479 | 417,764 | 0.92161 | 1,910,104 | 22.1 |
| **60** | 0.08987 | 7,246 | 0.01882 | 80,626 | 385,016 | 0.89037 | 1,492,340 | 18.5 |
| **65** | 0.13134 | 9,638 | 0.02811 | 73,380 | 342,807 | 0.84672 | 1,107,324 | 15.1 |
| **70** | 0.17853 | 11,380 | 0.03921 | 63,742 | 290,262 | 0.79116 | 764,517 | 12.0 |
| **75** | 0.24573 | 12,867 | 0.05603 | 52,362 | 229,644 | 0.51578 [c] | 474,255 | 9.1 |
| **80+** | 1.00000 | 39,495 | 0.16146 | 39,495 | 244,611 | - | 244,611 | 6.2 |
| **Lelaki** *Male* | | | | | | | | |
| **0** | 0.00643 | 643 | 0.00647 | 100,000 | 99,396 | 0.99324 [a] | 6,882,490 | 68.8 |
| **1** | 0.00086 | 86 | 0.00022 | 99,357 | 397,224 | 0.99904 [b] | 6,783,094 | 68.3 |
| **5** | 0.00086 | 85 | 0.00017 | 99,271 | 496,141 | 0.99908 | 6,385,871 | 64.3 |
| **10** | 0.00099 | 98 | 0.00020 | 99,185 | 495,682 | 0.99719 | 5,889,730 | 59.4 |
| **15** | 0.00464 | 459 | 0.00093 | 99,087 | 494,289 | 0.99354 | 5,394,048 | 54.4 |
| **20** | 0.00829 | 817 | 0.00166 | 98,628 | 491,097 | 0.99030 | 4,899,759 | 49.7 |
| **25** | 0.01112 | 1,088 | 0.00224 | 97,811 | 486,334 | 0.98687 | 4,408,662 | 45.1 |
| **30** | 0.01516 | 1,466 | 0.00306 | 96,723 | 479,948 | 0.98228 | 3,922,328 | 40.6 |
| **35** | 0.02031 | 1,935 | 0.00410 | 95,256 | 471,445 | 0.97481 | 3,442,380 | 36.1 |
| **40** | 0.03018 | 2,817 | 0.00613 | 93,322 | 459,567 | 0.96344 | 2,970,934 | 31.8 |
| **45** | 0.04313 | 3,904 | 0.00882 | 90,505 | 442,767 | 0.94816 | 2,511,367 | 27.7 |
| **50** | 0.06093 | 5,277 | 0.01257 | 86,602 | 419,816 | 0.92398 | 2,068,600 | 23.9 |
| **55** | 0.09210 | 7,490 | 0.01931 | 81,325 | 387,900 | 0.89852 | 1,648,784 | 20.3 |
| **60** | 0.11182 | 8,256 | 0.02369 | 73,835 | 348,534 | 0.86308 | 1,260,884 | 17.1 |
| **65** | 0.16518 | 10,832 | 0.03601 | 65,579 | 300,812 | 0.81380 | 912,350 | 13.9 |
| **70** | 0.21138 | 11,572 | 0.04727 | 54,746 | 244,800 | 0.76330 | 611,538 | 11.2 |
| **75** | 0.26880 | 11,605 | 0.06211 | 43,174 | 186,857 | 0.49049 [c] | 366,738 | 8.5 |
| **80+** | 1.00000 | 31,569 | 0.17550 | 31,569 | 179,881 | - | 179,881 | 5.7 |
| **Perempuan** *Female* | | | | | | | | |
| **0** | 0.00635 | 635 | 0.00639 | 100,000 | 99,409 | 0.99301 [a] | 7,580,384 | 75.8 |
| **1** | 0.00146 | 145 | 0.00037 | 99,365 | 397,097 | 0.99896 [b] | 7,480,975 | 75.3 |
| **5** | 0.00043 | 43 | 0.00009 | 99,219 | 495,989 | 0.99933 | 7,083,878 | 71.4 |
| **10** | 0.00091 | 90 | 0.00018 | 99,176 | 495,656 | 0.99893 | 6,587,889 | 66.4 |
| **15** | 0.00124 | 122 | 0.00025 | 99,086 | 495,125 | 0.99798 | 6,092,233 | 61.5 |
| **20** | 0.00280 | 277 | 0.00056 | 98,964 | 494,125 | 0.99716 | 5,597,108 | 56.6 |
| **25** | 0.00288 | 285 | 0.00058 | 98,686 | 492,720 | 0.99653 | 5,102,983 | 51.7 |
| **30** | 0.00406 | 399 | 0.00081 | 98,402 | 491,010 | 0.99445 | 4,610,264 | 46.9 |
| **35** | 0.00705 | 691 | 0.00142 | 98,002 | 488,283 | 0.99129 | 4,119,254 | 42.0 |
| **40** | 0.01037 | 1,009 | 0.00208 | 97,311 | 484,032 | 0.98587 | 3,630,970 | 37.3 |
| **45** | 0.01794 | 1,727 | 0.00362 | 96,302 | 477,191 | 0.97753 | 3,146,938 | 32.7 |
| **50** | 0.02708 | 2,561 | 0.00549 | 94,575 | 466,470 | 0.96424 | 2,669,747 | 28.2 |
| **55** | 0.04467 | 4,111 | 0.00914 | 92,013 | 449,790 | 0.94331 | 2,203,277 | 23.9 |
| **60** | 0.06927 | 6,089 | 0.01435 | 87,903 | 424,291 | 0.91501 | 1,753,486 | 19.9 |
| **65** | 0.10188 | 8,335 | 0.02147 | 81,814 | 388,231 | 0.87496 | 1,329,195 | 16.2 |
| **70** | 0.15083 | 11,083 | 0.03263 | 73,479 | 339,687 | 0.81398 | 940,964 | 12.8 |
| **75** | 0.22746 | 14,193 | 0.05133 | 62,396 | 276,498 | 0.54015 [c] | 601,277 | 9.6 |
| **80+** | 1.00000 | 48,203 | 0.14842 | 48,203 | 324,779 | - | 324,779 | 6.7 |

**Nota:** *Notes:*
[a] **Daripada umur 0 hingga kumpulan umur 1-4**
*From age of 0 to age group 1-4*
[b] **Daripada umur 0, kumpulan umur 1-4 hingga kumpulan umur 5-9**
*From age of 0, age group 1-4 to age group 5-9*
[c] **Daripada umur 75 hingga 80+**
*From age of 75 to 80+*
[e] **Anggaran**
*Estimates*

**Jadual 2.3.7: Jadual hayat ringkas bagi Bukan warganegara mengikut jantina dan umur, Malaysia, 2026[e]**
*Table 2.3.7: Abridged life table for Non-citizens by sex and age, Malaysia, 2026 [e]*

| **Umur** *Age* | **Kebarangkalian mati di antara umur x dan umur x+n** *Probability of dying between age x and age x+n* | **Bilangan kematian di antara umur x dan umur x+n** *Number of deaths between age x and age x+n* | **Kadar tengah mortaliti di antara umur x dan umur x+n** *Central mortality rate between age x and age x+n* | **Penakat (orang yang masih hidup) pada umur tepat x** *Survivors at exact age x* | **Bilangan orang hidup-tahun di antara umur x dan umur x+n** *Number of person-years lived between age x and age x+n* | **Nisbah ketakatan** *Survival ratio* | **Jumlah bilangan orang hidup-tahun selepas umur tepat x** *Total number of person-years lived after exact age x* | **Jangkaan hayat** *Life expectancy* |
|---|---|---|---|---|---|---|---|---|
| **x** | $_nq_x$ | $_nd_x$ | $_nm_x$ | $l_x$ | $_nL_x$ | $_nS_x$ | $T_x$ | $e_x$ |
| **Lelaki dan Perempuan** *Both sexes* | | | | | | | | |
| **0** | 0.00368 | 368 | 0.00370 | 100,000 | 99,654 | 0.99618 [a] | 8,202,458 | 82.0 |
| **1** | 0.00037 | 37 | 0.00009 | 99,632 | 398,436 | 0.99963 [b] | 8,102,804 | 81.3 |
| **5** | 0.00027 | 27 | 0.00005 | 99,595 | 497,908 | 0.99971 | 7,704,368 | 77.4 |
| **10** | 0.00031 | 31 | 0.00006 | 99,568 | 497,764 | 0.99969 | 7,206,461 | 72.4 |
| **15** | 0.00030 | 30 | 0.00006 | 99,538 | 497,612 | 0.99978 | 6,708,697 | 67.4 |
| **20** | 0.00014 | 14 | 0.00003 | 99,507 | 497,502 | 0.99988 | 6,211,084 | 62.4 |
| **25** | 0.00011 | 11 | 0.00002 | 99,494 | 497,442 | 0.99982 | 5,713,582 | 57.4 |
| **30** | 0.00025 | 24 | 0.00005 | 99,483 | 497,354 | 0.99966 | 5,216,141 | 52.4 |
| **35** | 0.00043 | 43 | 0.00009 | 99,459 | 497,186 | 0.99926 | 4,718,787 | 47.4 |
| **40** | 0.00105 | 104 | 0.00021 | 99,416 | 496,818 | 0.99779 | 4,221,601 | 42.5 |
| **45** | 0.00337 | 334 | 0.00067 | 99,312 | 495,722 | 0.99371 | 3,724,783 | 37.5 |
| **50** | 0.00922 | 913 | 0.00185 | 98,977 | 492,605 | 0.97780 | 3,229,061 | 32.6 |
| **55** | 0.03530 | 3,461 | 0.00719 | 98,065 | 481,670 | 0.94169 | 2,736,456 | 27.9 |
| **60** | 0.08216 | 7,772 | 0.01714 | 94,603 | 453,586 | 0.93885 | 2,254,785 | 23.8 |
| **65** | 0.03826 | 3,322 | 0.00780 | 86,831 | 425,850 | 0.95321 | 1,801,200 | 20.7 |
| **70** | 0.05567 | 4,649 | 0.01145 | 83,509 | 405,924 | 0.92915 | 1,375,349 | 16.5 |
| **75** | 0.08693 | 6,856 | 0.01818 | 78,860 | 377,163 | 0.61094 [c] | 969,425 | 12.3 |
| **80+** | 1.00000 | 72,005 | 0.12158 | 72,005 | 592,262 | - | 592,262 | 8.2 |
| **Lelaki** *Male* | | | | | | | | |
| **0** | 0.00441 | 441 | 0.00443 | 100,000 | 99,583 | 0.99545 [a] | 8,166,033 | 81.7 |
| **1** | 0.00040 | 40 | 0.00010 | 99,559 | 398,142 | 0.99955 [b] | 8,066,450 | 81.0 |
| **5** | 0.00038 | 38 | 0.00008 | 99,519 | 497,500 | 0.99961 | 7,668,308 | 77.1 |
| **10** | 0.00039 | 39 | 0.00008 | 99,481 | 497,308 | 0.99962 | 7,170,808 | 72.1 |
| **15** | 0.00036 | 36 | 0.00007 | 99,442 | 497,121 | 0.99974 | 6,673,500 | 67.1 |
| **20** | 0.00015 | 15 | 0.00003 | 99,406 | 496,993 | 0.99988 | 6,176,380 | 62.1 |
| **25** | 0.00009 | 9 | 0.00002 | 99,391 | 496,935 | 0.99988 | 5,679,386 | 57.1 |
| **30** | 0.00015 | 15 | 0.00003 | 99,383 | 496,876 | 0.99971 | 5,182,451 | 52.1 |
| **35** | 0.00043 | 42 | 0.00009 | 99,368 | 496,733 | 0.99941 | 4,685,575 | 47.2 |
| **40** | 0.00075 | 74 | 0.00015 | 99,325 | 496,441 | 0.99835 | 4,188,842 | 42.2 |
| **45** | 0.00255 | 253 | 0.00051 | 99,251 | 495,621 | 0.99478 | 3,692,401 | 37.2 |
| **50** | 0.00790 | 782 | 0.00159 | 98,998 | 493,033 | 0.97812 | 3,196,780 | 32.3 |
| **55** | 0.03598 | 3,533 | 0.00733 | 98,216 | 482,245 | 0.93924 | 2,703,747 | 27.5 |
| **60** | 0.08647 | 8,187 | 0.01807 | 94,682 | 452,944 | 0.93221 | 2,221,501 | 23.5 |
| **65** | 0.04735 | 4,096 | 0.00970 | 86,495 | 422,238 | 0.94530 | 1,768,557 | 20.4 |
| **70** | 0.06241 | 5,143 | 0.01288 | 82,400 | 399,142 | 0.92735 | 1,346,319 | 16.3 |
| **75** | 0.08357 | 6,456 | 0.01744 | 77,257 | 370,145 | 0.60921 [c] | 947,177 | 12.3 |
| **80+** | 1.00000 | 70,801 | 0.12270 | 70,801 | 577,032 | - | 577,032 | 8.2 |
| **Perempuan** *Female* | | | | | | | | |
| **0** | 0.00291 | 291 | 0.00292 | 100,000 | 99,726 | 0.99696 [a] | 8,243,031 | 82.4 |
| **1** | 0.00033 | 33 | 0.00008 | 99,709 | 398,754 | 0.99973 [b] | 8,143,305 | 81.7 |
| **5** | 0.00014 | 14 | 0.00003 | 99,676 | 498,344 | 0.99982 | 7,744,551 | 77.7 |
| **10** | 0.00021 | 21 | 0.00004 | 99,662 | 498,255 | 0.99979 | 7,246,207 | 72.7 |
| **15** | 0.00021 | 21 | 0.00004 | 99,640 | 498,148 | 0.99984 | 6,747,952 | 67.7 |
| **20** | 0.00011 | 11 | 0.00002 | 99,619 | 498,068 | 0.99986 | 6,249,803 | 62.7 |
| **25** | 0.00017 | 17 | 0.00003 | 99,608 | 497,998 | 0.99963 | 5,751,735 | 57.7 |
| **30** | 0.00058 | 58 | 0.00012 | 99,591 | 497,813 | 0.99949 | 5,253,737 | 52.8 |
| **35** | 0.00045 | 45 | 0.00009 | 99,534 | 497,557 | 0.99883 | 4,755,924 | 47.8 |
| **40** | 0.00190 | 189 | 0.00038 | 99,489 | 496,973 | 0.99632 | 4,258,367 | 42.8 |
| **45** | 0.00546 | 542 | 0.00109 | 99,300 | 495,147 | 0.99123 | 3,761,394 | 37.9 |
| **50** | 0.01211 | 1,196 | 0.00244 | 98,759 | 490,803 | 0.97704 | 3,266,247 | 33.1 |
| **55** | 0.03394 | 3,311 | 0.00691 | 97,563 | 479,535 | 0.94667 | 2,775,444 | 28.4 |
| **60** | 0.07341 | 6,919 | 0.01524 | 94,251 | 453,960 | 0.94837 | 2,295,909 | 24.4 |
| **65** | 0.02813 | 2,457 | 0.00571 | 87,333 | 430,522 | 0.96239 | 1,841,949 | 21.1 |
| **70** | 0.04736 | 4,020 | 0.00970 | 84,876 | 414,329 | 0.93127 | 1,411,427 | 16.6 |
| **75** | 0.09115 | 7,370 | 0.01910 | 80,856 | 385,854 | 0.61302 [c] | 997,098 | 12.3 |
| **80+** | 1.00000 | 73,486 | 0.12022 | 73,486 | 611,244 | - | 611,244 | 8.3 |

**Nota:** *Notes:*

[a] **Daripada umur 0 hingga kumpulan umur 1-4**
*From age of 0 to age group 1-4*

[b] **Daripada umur 0, kumpulan umur 1-4 hingga kumpulan umur 5-9**
*From age of 0, age group 1-4 to age group 5-9*

[c] **Daripada umur 75 hingga 80+**
*From age of 75 to 80+*

[e] **Anggaran**
*Estimates*

# JADUAL HAYAT RINGKAS

## *ABRIGED LIFE TABLES*

## NEGERI & DAERAH PENTADBIRAN

## *STATE & ADMINISTRATIVE DISTRICT*

**Muka surat ini sengaja dibiarkan kosong**

*This page is deliberately left blank*

# NEGERI & DAERAH PENTADBIRAN

## *STATE & ADMINISTRATIVE DISTRICT*

# 2024

**Muka surat ini sengaja dibiarkan kosong**

*This page is deliberately left blank*

# NEGERI & DAERAH PENTADBIRAN

## *STATE & ADMINISTRATIVE DISTRICT*

# JOHOR 2024

**Muka surat ini sengaja dibiarkan kosong**

*This page is deliberately left blank*

**Jadual 3.1: Jadual hayat ringkas mengikut jantina dan umur, Johor, 2024**
*Table 3.1: Abridged life table by sex and age, Johor, 2024*

| **Umur** *Age* | **Kebarangkalian mati di antara umur x dan umur x+n** *Probability of dying between age x and age x+n* | **Bilangan kematian di antara umur x dan umur x+n** *Number of deaths between age x and age x+n* | **Kadar tengah mortaliti di antara umur x dan umur x+n** *Central mortality rate between age x and age x+n* | **Penakat (orang yang masih hidup) pada umur tepat x** *Survivors at exact age x* | **Bilangan orang hidup-tahun di antara umur x dan umur x+n** *Number of person-years lived between age x and age x+n* | **Nisbah ketakatan** *Survival ratio* | **Jumlah bilangan orang hidup-tahun selepas umur tepat x** *Total number of person-years lived after exact age x* | **Jangkaan hayat** *Life expectancy* |
|---|---|---|---|---|---|---|---|---|
| **x** | $_nq_x$ | $_nd_x$ | $_nm_x$ | $l_x$ | $_nL_x$ | $_nS_x$ | $T_x$ | $e_x$ |
| **Lelaki dan Perempuan** *Both sexes* | | | | | | | | |
| **0** | 0.00667 | 667 | 0.00671 | 100,000 | 99,380 | 0.99273 [a] | 7,442,081 | 74.4 |
| **1** | 0.00141 | 141 | 0.00035 | 99,333 | 396,985 | 0.99881 [b] | 7,342,700 | 73.9 |
| **5** | 0.00076 | 76 | 0.00015 | 99,193 | 495,776 | 0.99904 | 6,945,716 | 70.0 |
| **10** | 0.00116 | 115 | 0.00023 | 99,117 | 495,300 | 0.99796 | 6,449,940 | 65.1 |
| **15** | 0.00293 | 290 | 0.00059 | 99,003 | 494,288 | 0.99689 | 5,954,640 | 60.1 |
| **20** | 0.00330 | 326 | 0.00066 | 98,713 | 492,748 | 0.99644 | 5,460,352 | 55.3 |
| **25** | 0.00382 | 375 | 0.00076 | 98,387 | 490,996 | 0.99534 | 4,967,604 | 50.5 |
| **30** | 0.00550 | 539 | 0.00110 | 98,012 | 488,709 | 0.99286 | 4,476,608 | 45.7 |
| **35** | 0.00878 | 856 | 0.00176 | 97,472 | 485,221 | 0.98914 | 3,987,899 | 40.9 |
| **40** | 0.01297 | 1,253 | 0.00261 | 96,616 | 479,949 | 0.98304 | 3,502,678 | 36.3 |
| **45** | 0.02101 | 2,003 | 0.00425 | 95,364 | 471,809 | 0.97348 | 3,022,729 | 31.7 |
| **50** | 0.03215 | 3,002 | 0.00654 | 93,360 | 459,296 | 0.96025 | 2,550,920 | 27.3 |
| **55** | 0.04760 | 4,301 | 0.00975 | 90,358 | 441,039 | 0.94122 | 2,091,623 | 23.1 |
| **60** | 0.07052 | 6,068 | 0.01462 | 86,057 | 415,114 | 0.91452 | 1,650,585 | 19.2 |
| **65** | 0.10158 | 8,125 | 0.02140 | 79,989 | 379,630 | 0.85831 | 1,235,471 | 15.4 |
| **70** | 0.18633 | 13,390 | 0.04109 | 71,863 | 325,841 | 0.77893 | 855,841 | 11.9 |
| **75** | 0.26377 | 15,423 | 0.06077 | 58,473 | 253,808 | 0.52112 [c] | 530,000 | 9.1 |
| **80+** | 1.00000 | 43,050 | 0.15587 | 43,050 | 276,192 | - | 276,192 | 6.4 |
| **Lelaki** *Male* | | | | | | | | |
| **0** | 0.00729 | 729 | 0.00734 | 100,000 | 99,317 | 0.99210 [a] | 7,228,624 | 72.3 |
| **1** | 0.00149 | 147 | 0.00037 | 99,271 | 396,734 | 0.99872 [b] | 7,129,307 | 71.8 |
| **5** | 0.00081 | 81 | 0.00016 | 99,123 | 495,415 | 0.99888 | 6,732,573 | 67.9 |
| **10** | 0.00144 | 142 | 0.00029 | 99,043 | 494,859 | 0.99710 | 6,237,158 | 63.0 |
| **15** | 0.00437 | 432 | 0.00088 | 98,901 | 493,422 | 0.99560 | 5,742,299 | 58.1 |
| **20** | 0.00444 | 437 | 0.00089 | 98,468 | 491,248 | 0.99545 | 5,248,877 | 53.3 |
| **25** | 0.00466 | 456 | 0.00093 | 98,031 | 489,015 | 0.99416 | 4,757,629 | 48.5 |
| **30** | 0.00702 | 685 | 0.00141 | 97,575 | 486,160 | 0.99117 | 4,268,614 | 43.7 |
| **35** | 0.01064 | 1,031 | 0.00214 | 96,889 | 481,869 | 0.98657 | 3,782,454 | 39.0 |
| **40** | 0.01624 | 1,557 | 0.00328 | 95,858 | 475,399 | 0.97902 | 3,300,585 | 34.4 |
| **45** | 0.02579 | 2,432 | 0.00522 | 94,301 | 465,427 | 0.96715 | 2,825,186 | 30.0 |
| **50** | 0.04011 | 3,685 | 0.00819 | 91,870 | 450,136 | 0.95023 | 2,359,759 | 25.7 |
| **55** | 0.05983 | 5,276 | 0.01234 | 88,185 | 427,734 | 0.92782 | 1,909,623 | 21.7 |
| **60** | 0.08530 | 7,072 | 0.01782 | 82,909 | 396,862 | 0.89496 | 1,481,889 | 17.9 |
| **65** | 0.12662 | 9,602 | 0.02704 | 75,836 | 355,175 | 0.82866 | 1,085,027 | 14.3 |
| **70** | 0.22254 | 14,740 | 0.05008 | 66,234 | 294,319 | 0.74453 | 729,852 | 11.0 |
| **75** | 0.29781 | 15,336 | 0.06998 | 51,494 | 219,130 | 0.49687 [c] | 435,533 | 8.5 |
| **80+** | 1.00000 | 36,158 | 0.16709 | 36,158 | 216,403 | - | 216,403 | 6.0 |
| **Perempuan** *Female* | | | | | | | | |
| **0** | 0.00599 | 599 | 0.00603 | 100,000 | 99,441 | 0.99343 [a] | 7,699,398 | 77.0 |
| **1** | 0.00134 | 133 | 0.00034 | 99,401 | 397,271 | 0.99889 [b] | 7,599,957 | 76.5 |
| **5** | 0.00071 | 71 | 0.00014 | 99,267 | 496,161 | 0.99921 | 7,202,686 | 72.6 |
| **10** | 0.00086 | 86 | 0.00017 | 99,197 | 495,770 | 0.99893 | 6,706,525 | 67.6 |
| **15** | 0.00129 | 127 | 0.00026 | 99,111 | 495,238 | 0.99848 | 6,210,755 | 62.7 |
| **20** | 0.00176 | 174 | 0.00035 | 98,984 | 494,484 | 0.99782 | 5,715,517 | 57.7 |
| **25** | 0.00260 | 257 | 0.00052 | 98,810 | 493,408 | 0.99693 | 5,221,032 | 52.8 |
| **30** | 0.00355 | 350 | 0.00071 | 98,553 | 491,891 | 0.99501 | 4,727,625 | 48.0 |
| **35** | 0.00644 | 633 | 0.00129 | 98,203 | 489,434 | 0.99220 | 4,235,734 | 43.1 |
| **40** | 0.00916 | 894 | 0.00184 | 97,570 | 485,618 | 0.98776 | 3,746,300 | 38.4 |
| **45** | 0.01536 | 1,485 | 0.00309 | 96,677 | 479,673 | 0.98058 | 3,260,682 | 33.7 |
| **50** | 0.02356 | 2,242 | 0.00477 | 95,192 | 470,356 | 0.97097 | 2,781,009 | 29.2 |
| **55** | 0.03463 | 3,219 | 0.00705 | 92,950 | 456,703 | 0.95564 | 2,310,653 | 24.9 |
| **60** | 0.05444 | 4,885 | 0.01119 | 89,731 | 436,442 | 0.93451 | 1,853,950 | 20.7 |
| **65** | 0.07718 | 6,548 | 0.01605 | 84,846 | 407,858 | 0.88753 | 1,417,508 | 16.7 |
| **70** | 0.15071 | 11,800 | 0.03260 | 78,298 | 361,988 | 0.81223 | 1,009,650 | 12.9 |
| **75** | 0.23141 | 15,388 | 0.05234 | 66,497 | 294,017 | 0.54603 [c] | 647,662 | 9.7 |
| **80+** | 1.00000 | 51,110 | 0.14452 | 51,110 | 353,645 | - | 353,645 | 6.9 |

**Nota:** *Notes:*
[a] **Daripada umur 0 hingga kumpulan umur 1-4** *From age of 0 to age group 1-4*
[b] **Daripada umur 0, kumpulan umur 1-4 hingga kumpulan umur 5-9** *From age of 0, age group 1-4 to age group 5-9*
[c] **Daripada umur 75 hingga 80+** *From age of 75 to 80+*

**Jadual 3.1.1: Jadual hayat ringkas mengikut jantina dan umur, Batu Pahat, Johor, 2024**
*Table 3.1.1: Abridged life table by sex and age, Batu Pahat, Johor, 2024*

| **Umur** *Age* | **Kebarangkalian mati di antara umur x dan umur x+n** *Probability of dying between age x and age x+n* | **Bilangan kematian di antara umur x dan umur x+n** *Number of deaths between age x and age x+n* | **Kadar tengah mortaliti di antara umur x dan umur x+n** *Central mortality rate between age x and age x+n* | **Penakat (orang yang masih hidup) pada umur tepat x** *Survivors at exact age x* | **Bilangan orang hidup-tahun di antara umur x dan umur x+n** *Number of person-years lived between age x and age x+n* | **Nisbah ketakatan** *Survival ratio* | **Jumlah bilangan orang hidup-tahun selepas umur tepat x** *Total number of person-years lived after exact age x* | **Jangkaan hayat** *Life expectancy* |
|---|---|---|---|---|---|---|---|---|
| **x** | $_nq_x$ | $_nd_x$ | $_nm_x$ | $l_x$ | $_nL_x$ | $_nS_x$ | $T_x$ | $e_x$ |
| **Lelaki dan Perempuan** *Both sexes* | | | | | | | | |
| **0** | 0.00722 | 722 | 0.00727 | 100,000 | 99,329 | 0.99239 [a] | 7,436,472 | 74.4 |
| **1** | 0.00100 | 99 | 0.00025 | 99,278 | 396,865 | 0.99905 [b] | 7,337,143 | 73.9 |
| **5** | 0.00069 | 69 | 0.00014 | 99,179 | 495,723 | 0.99912 | 6,940,278 | 70.0 |
| **10** | 0.00108 | 107 | 0.00022 | 99,110 | 495,284 | 0.99805 | 6,444,555 | 65.0 |
| **15** | 0.00282 | 279 | 0.00057 | 99,004 | 494,319 | 0.99704 | 5,949,271 | 60.1 |
| **20** | 0.00310 | 306 | 0.00062 | 98,724 | 492,855 | 0.99683 | 5,454,952 | 55.3 |
| **25** | 0.00324 | 319 | 0.00065 | 98,418 | 491,291 | 0.99563 | 4,962,097 | 50.4 |
| **30** | 0.00551 | 540 | 0.00110 | 98,099 | 489,142 | 0.99343 | 4,470,806 | 45.6 |
| **35** | 0.00764 | 745 | 0.00153 | 97,558 | 485,929 | 0.99058 | 3,981,664 | 40.8 |
| **40** | 0.01122 | 1,086 | 0.00226 | 96,813 | 481,350 | 0.98446 | 3,495,734 | 36.1 |
| **45** | 0.01992 | 1,907 | 0.00402 | 95,727 | 473,868 | 0.97415 | 3,014,384 | 31.5 |
| **50** | 0.03190 | 2,993 | 0.00648 | 93,820 | 461,619 | 0.95947 | 2,540,516 | 27.1 |
| **55** | 0.04945 | 4,491 | 0.01014 | 90,827 | 442,908 | 0.93740 | 2,078,898 | 22.9 |
| **60** | 0.07644 | 6,599 | 0.01590 | 86,336 | 415,182 | 0.91165 | 1,635,989 | 18.9 |
| **65** | 0.10124 | 8,073 | 0.02133 | 79,737 | 378,502 | 0.85888 | 1,220,807 | 15.3 |
| **70** | 0.18550 | 13,294 | 0.04089 | 71,664 | 325,086 | 0.77160 | 842,305 | 11.8 |
| **75** | 0.28107 | 16,406 | 0.06540 | 58,370 | 250,837 | 0.51503 [c] | 517,219 | 8.9 |
| **80+** | 1.00000 | 41,965 | 0.15754 | 41,965 | 266,382 | - | 266,382 | 6.3 |
| **Lelaki** *Male* | | | | | | | | |
| **0** | 0.00806 | 806 | 0.00812 | 100,000 | 99,247 | 0.99159 [a] | 7,211,676 | 72.1 |
| **1** | 0.00096 | 95 | 0.00024 | 99,194 | 396,548 | 0.99894 [b] | 7,112,430 | 71.7 |
| **5** | 0.00089 | 89 | 0.00018 | 99,098 | 495,270 | 0.99885 | 6,715,881 | 67.8 |
| **10** | 0.00140 | 139 | 0.00028 | 99,010 | 494,701 | 0.99713 | 6,220,611 | 62.8 |
| **15** | 0.00433 | 428 | 0.00087 | 98,871 | 493,283 | 0.99574 | 5,725,910 | 57.9 |
| **20** | 0.00419 | 412 | 0.00084 | 98,442 | 491,181 | 0.99600 | 5,232,627 | 53.2 |
| **25** | 0.00382 | 374 | 0.00076 | 98,030 | 489,215 | 0.99444 | 4,741,447 | 48.4 |
| **30** | 0.00730 | 713 | 0.00147 | 97,656 | 486,497 | 0.99170 | 4,252,232 | 43.5 |
| **35** | 0.00930 | 901 | 0.00187 | 96,943 | 482,461 | 0.98796 | 3,765,735 | 38.8 |
| **40** | 0.01481 | 1,422 | 0.00298 | 96,042 | 476,652 | 0.98109 | 3,283,273 | 34.2 |
| **45** | 0.02306 | 2,182 | 0.00467 | 94,619 | 467,641 | 0.96831 | 2,806,621 | 29.7 |
| **50** | 0.04052 | 3,745 | 0.00827 | 92,437 | 452,822 | 0.94977 | 2,338,980 | 25.3 |
| **55** | 0.06036 | 5,354 | 0.01245 | 88,692 | 430,074 | 0.92061 | 1,886,159 | 21.3 |
| **60** | 0.09964 | 8,304 | 0.02097 | 83,338 | 395,931 | 0.88284 | 1,456,085 | 17.5 |
| **65** | 0.13661 | 10,251 | 0.02933 | 75,034 | 349,544 | 0.82353 | 1,060,154 | 14.1 |
| **70** | 0.22263 | 14,423 | 0.05010 | 64,784 | 287,861 | 0.74331 | 710,610 | 11.0 |
| **75** | 0.30051 | 15,134 | 0.07073 | 50,361 | 213,970 | 0.49386 [c] | 422,748 | 8.4 |
| **80+** | 1.00000 | 35,227 | 0.16873 | 35,227 | 208,779 | - | 208,779 | 5.9 |
| **Perempuan** *Female* | | | | | | | | |
| **0** | 0.00632 | 632 | 0.00636 | 100,000 | 99,412 | 0.99326 [a] | 7,698,801 | 77.0 |
| **1** | 0.00103 | 102 | 0.00026 | 99,368 | 397,217 | 0.99915 [b] | 7,599,389 | 76.5 |
| **5** | 0.00049 | 49 | 0.00010 | 99,266 | 496,205 | 0.99939 | 7,202,172 | 72.6 |
| **10** | 0.00072 | 71 | 0.00014 | 99,217 | 495,904 | 0.99907 | 6,705,967 | 67.6 |
| **15** | 0.00114 | 113 | 0.00023 | 99,145 | 495,443 | 0.99857 | 6,210,062 | 62.6 |
| **20** | 0.00171 | 170 | 0.00034 | 99,032 | 494,736 | 0.99791 | 5,714,619 | 57.7 |
| **25** | 0.00247 | 244 | 0.00049 | 98,862 | 493,702 | 0.99711 | 5,219,883 | 52.8 |
| **30** | 0.00331 | 327 | 0.00066 | 98,619 | 492,276 | 0.99551 | 4,726,180 | 47.9 |
| **35** | 0.00566 | 557 | 0.00114 | 98,292 | 490,067 | 0.99356 | 4,233,904 | 43.1 |
| **40** | 0.00722 | 705 | 0.00145 | 97,735 | 486,913 | 0.98825 | 3,743,837 | 38.3 |
| **45** | 0.01632 | 1,584 | 0.00329 | 97,030 | 481,190 | 0.98045 | 3,256,924 | 33.6 |
| **50** | 0.02284 | 2,180 | 0.00462 | 95,446 | 471,781 | 0.96953 | 2,775,734 | 29.1 |
| **55** | 0.03829 | 3,571 | 0.00781 | 93,266 | 457,404 | 0.95509 | 2,303,953 | 24.7 |
| **60** | 0.05180 | 4,646 | 0.01063 | 89,695 | 436,862 | 0.94034 | 1,846,549 | 20.6 |
| **65** | 0.06794 | 5,779 | 0.01407 | 85,049 | 410,801 | 0.89260 | 1,409,687 | 16.6 |
| **70** | 0.14972 | 11,869 | 0.03237 | 79,271 | 366,682 | 0.79835 | 998,886 | 12.6 |
| **75** | 0.26271 | 17,707 | 0.06049 | 67,402 | 292,742 | 0.53695 [c] | 632,204 | 9.4 |
| **80+** | 1.00000 | 49,695 | 0.14639 | 49,695 | 339,462 | - | 339,462 | 6.8 |

**Nota:** *Notes:*
[a] **Daripada umur 0 hingga kumpulan umur 1-4** *From age of 0 to age group 1-4*
[b] **Daripada umur 0, kumpulan umur 1-4 hingga kumpulan umur 5-9** *From age of 0, age group 1-4 to age group 5-9*
[c] **Daripada umur 75 hingga 80+** *From age of 75 to 80+*

**Jadual 3.1.2: Jadual hayat ringkas mengikut jantina dan umur, Johor Bahru, Johor, 2024**
*Table 3.1.2: Abridged life table by sex and age, Johor Bahru, Johor, 2024*

| **Umur** *Age* | **Kebarangkalian mati di antara umur x dan umur x+n** *Probability of dying between age x and age x+n* | **Bilangan kematian di antara umur x dan umur x+n** *Number of deaths between age x and age x+n* | **Kadar tengah mortaliti di antara umur x dan umur x+n** *Central mortality rate between age x and age x+n* | **Penakat (orang yang masih hidup) pada umur tepat x** *Survivors at exact age x* | **Bilangan orang hidup-tahun di antara umur x dan umur x+n** *Number of person-years lived between age x and age x+n* | **Nisbah ketakatan** *Survival ratio* | **Jumlah bilangan orang hidup-tahun selepas umur tepat x** *Total number of person-years lived after exact age x* | **Jangkaan hayat** *Life expectancy* |
|---|---|---|---|---|---|---|---|---|
| **x** | $_nq_x$ | $_nd_x$ | $_nm_x$ | $l_x$ | $_nL_x$ | $_nS_x$ | $T_x$ | $e_x$ |
| **Lelaki dan Perempuan** *Both sexes* | | | | | | | | |
| **0** | 0.00655 | 655 | 0.00659 | 100,000 | 99,390 | 0.99279 [a] | 7,612,418 | 76.1 |
| **1** | 0.00152 | 151 | 0.00038 | 99,345 | 397,002 | 0.99884 [b] | 7,513,028 | 75.6 |
| **5** | 0.00060 | 60 | 0.00012 | 99,193 | 495,818 | 0.99921 | 7,116,026 | 71.7 |
| **10** | 0.00098 | 97 | 0.00020 | 99,134 | 495,426 | 0.99824 | 6,620,208 | 66.8 |
| **15** | 0.00254 | 252 | 0.00051 | 99,037 | 494,554 | 0.99729 | 6,124,782 | 61.8 |
| **20** | 0.00287 | 284 | 0.00058 | 98,785 | 493,215 | 0.99678 | 5,630,228 | 57.0 |
| **25** | 0.00356 | 351 | 0.00071 | 98,501 | 491,628 | 0.99573 | 5,137,012 | 52.2 |
| **30** | 0.00499 | 489 | 0.00100 | 98,150 | 489,527 | 0.99344 | 4,645,384 | 47.3 |
| **35** | 0.00815 | 795 | 0.00164 | 97,661 | 486,315 | 0.98962 | 4,155,857 | 42.6 |
| **40** | 0.01264 | 1,225 | 0.00254 | 96,865 | 481,265 | 0.98405 | 3,669,543 | 37.9 |
| **45** | 0.01930 | 1,846 | 0.00390 | 95,641 | 473,588 | 0.97544 | 3,188,278 | 33.3 |
| **50** | 0.02993 | 2,807 | 0.00608 | 93,795 | 461,955 | 0.96369 | 2,714,690 | 28.9 |
| **55** | 0.04290 | 3,903 | 0.00877 | 90,988 | 445,180 | 0.94805 | 2,252,735 | 24.8 |
| **60** | 0.06140 | 5,347 | 0.01267 | 87,084 | 422,054 | 0.92752 | 1,807,555 | 20.8 |
| **65** | 0.08428 | 6,889 | 0.01760 | 81,737 | 391,463 | 0.88608 | 1,385,502 | 17.0 |
| **70** | 0.14629 | 10,950 | 0.03157 | 74,848 | 346,866 | 0.83233 | 994,039 | 13.3 |
| **75** | 0.19271 | 12,314 | 0.04265 | 63,898 | 288,708 | 0.55389 [c] | 647,172 | 10.1 |
| **80+** | 1.00000 | 51,585 | 0.14390 | 51,585 | 358,465 | - | 358,465 | 6.9 |
| **Lelaki** *Male* | | | | | | | | |
| **0** | 0.00718 | 718 | 0.00723 | 100,000 | 99,327 | 0.99216 [a] | 7,410,532 | 74.1 |
| **1** | 0.00159 | 158 | 0.00040 | 99,282 | 396,754 | 0.99878 [b] | 7,311,204 | 73.6 |
| **5** | 0.00058 | 58 | 0.00012 | 99,124 | 495,476 | 0.99915 | 6,914,450 | 69.8 |
| **10** | 0.00112 | 111 | 0.00022 | 99,066 | 495,053 | 0.99755 | 6,418,974 | 64.8 |
| **15** | 0.00378 | 374 | 0.00076 | 98,955 | 493,841 | 0.99619 | 5,923,921 | 59.9 |
| **20** | 0.00384 | 379 | 0.00077 | 98,581 | 491,960 | 0.99591 | 5,430,080 | 55.1 |
| **25** | 0.00435 | 427 | 0.00087 | 98,203 | 489,947 | 0.99466 | 4,938,120 | 50.3 |
| **30** | 0.00633 | 619 | 0.00127 | 97,776 | 487,332 | 0.99205 | 4,448,173 | 45.5 |
| **35** | 0.00958 | 931 | 0.00193 | 97,157 | 483,457 | 0.98740 | 3,960,841 | 40.8 |
| **40** | 0.01565 | 1,506 | 0.00315 | 96,226 | 477,367 | 0.98015 | 3,477,384 | 36.1 |
| **45** | 0.02412 | 2,284 | 0.00488 | 94,721 | 467,892 | 0.96936 | 3,000,017 | 31.7 |
| **50** | 0.03733 | 3,451 | 0.00761 | 92,436 | 453,555 | 0.95432 | 2,532,125 | 27.4 |
| **55** | 0.05435 | 4,837 | 0.01117 | 88,986 | 432,836 | 0.93610 | 2,078,570 | 23.4 |
| **60** | 0.07399 | 6,226 | 0.01537 | 84,149 | 405,179 | 0.91209 | 1,645,734 | 19.6 |
| **65** | 0.10293 | 8,020 | 0.02170 | 77,922 | 369,561 | 0.86429 | 1,240,555 | 15.9 |
| **70** | 0.17226 | 12,042 | 0.03770 | 69,902 | 319,406 | 0.80526 | 870,993 | 12.5 |
| **75** | 0.22191 | 12,840 | 0.04992 | 57,861 | 257,204 | 0.53370 [c] | 551,587 | 9.5 |
| **80+** | 1.00000 | 45,021 | 0.15293 | 45,021 | 294,383 | - | 294,383 | 6.5 |
| **Perempuan** *Female* | | | | | | | | |
| **0** | 0.00588 | 588 | 0.00591 | 100,000 | 99,452 | 0.99348 [a] | 7,851,868 | 78.5 |
| **1** | 0.00145 | 144 | 0.00036 | 99,412 | 397,290 | 0.99888 [b] | 7,752,416 | 78.0 |
| **5** | 0.00062 | 61 | 0.00012 | 99,268 | 496,186 | 0.99928 | 7,355,127 | 74.1 |
| **10** | 0.00083 | 82 | 0.00017 | 99,207 | 495,828 | 0.99901 | 6,858,941 | 69.1 |
| **15** | 0.00114 | 113 | 0.00023 | 99,125 | 495,340 | 0.99863 | 6,363,113 | 64.2 |
| **20** | 0.00160 | 158 | 0.00032 | 99,011 | 494,661 | 0.99797 | 5,867,773 | 59.3 |
| **25** | 0.00247 | 244 | 0.00049 | 98,853 | 493,656 | 0.99712 | 5,373,113 | 54.4 |
| **30** | 0.00330 | 325 | 0.00066 | 98,609 | 492,234 | 0.99518 | 4,879,457 | 49.5 |
| **35** | 0.00636 | 625 | 0.00128 | 98,284 | 489,859 | 0.99225 | 4,387,223 | 44.6 |
| **40** | 0.00916 | 894 | 0.00184 | 97,659 | 486,062 | 0.98863 | 3,897,363 | 39.9 |
| **45** | 0.01360 | 1,316 | 0.00274 | 96,765 | 480,537 | 0.98227 | 3,411,301 | 35.3 |
| **50** | 0.02191 | 2,091 | 0.00443 | 95,450 | 472,019 | 0.97376 | 2,930,764 | 30.7 |
| **55** | 0.03066 | 2,862 | 0.00623 | 93,358 | 459,635 | 0.96100 | 2,458,745 | 26.3 |
| **60** | 0.04760 | 4,307 | 0.00975 | 90,496 | 441,711 | 0.94331 | 1,999,110 | 22.1 |
| **65** | 0.06625 | 5,710 | 0.01370 | 86,189 | 416,669 | 0.90733 | 1,557,399 | 18.1 |
| **70** | 0.12096 | 9,735 | 0.02575 | 80,479 | 378,057 | 0.85844 | 1,140,730 | 14.2 |
| **75** | 0.16499 | 11,672 | 0.03597 | 70,744 | 324,539 | 0.57447 [c] | 762,673 | 10.8 |
| **80+** | 1.00000 | 59,072 | 0.13483 | 59,072 | 438,134 | - | 438,134 | 7.4 |

**Nota:** *Notes:*
[a] **Daripada umur 0 hingga kumpulan umur 1-4** *From age of 0 to age group 1-4*
[b] **Daripada umur 0, kumpulan umur 1-4 hingga kumpulan umur 5-9** *From age of 0, age group 1-4 to age group 5-9*
[c] **Daripada umur 75 hingga 80+** *From age of 75 to 80+*

**Jadual 3.1.3: Jadual hayat ringkas mengikut jantina dan umur, Kluang, Johor, 2024**
*Table 3.1.3: Abridged life table by sex and age, Kluang, Johor, 2024*

| **Umur** *Age* | **Kebarangkalian mati di antara umur x dan umur x+n** *Probability of dying between age x and age x+n* | **Bilangan kematian di antara umur x dan umur x+n** *Number of deaths between age x and age x+n* | **Kadar tengah mortaliti di antara umur x dan umur x+n** *Central mortality rate between age x and age x+n* | **Penakat (orang yang masih hidup) pada umur tepat x** *Survivors at exact age x* | **Bilangan orang hidup-tahun di antara umur x dan umur x+n** *Number of person-years lived between age x and age x+n* | **Nisbah ketakatan** *Survival ratio* | **Jumlah bilangan orang hidup-tahun selepas umur tepat x** *Total number of person-years lived after exact age x* | **Jangkaan hayat** *Life expectancy* |
|---|---|---|---|---|---|---|---|---|
| **x** | $_nq_x$ | $_nd_x$ | $_nm_x$ | $l_x$ | $_nL_x$ | $_nS_x$ | $T_x$ | $e_x$ |
| **Lelaki dan Perempuan** *Both sexes* | | | | | | | | |
| **0** | 0.00704 | 704 | 0.00709 | 100,000 | 99,346 | 0.99236 [a] | 7,242,481 | 72.4 |
| **1** | 0.00142 | 141 | 0.00035 | 99,296 | 396,835 | 0.99849 [b] | 7,143,134 | 71.9 |
| **5** | 0.00140 | 139 | 0.00028 | 99,156 | 495,431 | 0.99884 | 6,746,300 | 68.0 |
| **10** | 0.00092 | 92 | 0.00018 | 99,017 | 494,854 | 0.99785 | 6,250,869 | 63.1 |
| **15** | 0.00338 | 334 | 0.00068 | 98,925 | 493,790 | 0.99627 | 5,756,015 | 58.2 |
| **20** | 0.00408 | 402 | 0.00082 | 98,591 | 491,947 | 0.99605 | 5,262,225 | 53.4 |
| **25** | 0.00381 | 374 | 0.00076 | 98,188 | 490,006 | 0.99463 | 4,770,278 | 48.6 |
| **30** | 0.00694 | 679 | 0.00139 | 97,814 | 487,375 | 0.99143 | 4,280,271 | 43.8 |
| **35** | 0.01022 | 993 | 0.00205 | 97,136 | 483,197 | 0.98748 | 3,792,897 | 39.0 |
| **40** | 0.01485 | 1,428 | 0.00299 | 96,143 | 477,146 | 0.98006 | 3,309,700 | 34.4 |
| **45** | 0.02510 | 2,377 | 0.00508 | 94,715 | 467,634 | 0.97051 | 2,832,554 | 29.9 |
| **50** | 0.03399 | 3,139 | 0.00692 | 92,338 | 453,843 | 0.95541 | 2,364,921 | 25.6 |
| **55** | 0.05556 | 4,956 | 0.01143 | 89,199 | 433,605 | 0.93172 | 1,911,078 | 21.4 |
| **60** | 0.08175 | 6,887 | 0.01705 | 84,243 | 403,997 | 0.89518 | 1,477,473 | 17.5 |
| **65** | 0.12994 | 10,051 | 0.02779 | 77,356 | 361,650 | 0.81851 | 1,073,476 | 13.9 |
| **70** | 0.24075 | 16,203 | 0.05474 | 67,304 | 296,013 | 0.72207 | 711,826 | 10.6 |
| **75** | 0.32690 | 16,705 | 0.07815 | 51,101 | 213,743 | 0.48596 [c] | 415,812 | 8.1 |
| **80+** | 1.00000 | 34,396 | 0.17022 | 34,396 | 202,069 | - | 202,069 | 5.9 |
| **Lelaki** *Male* | | | | | | | | |
| **0** | 0.00676 | 676 | 0.00680 | 100,000 | 99,366 | 0.99260 [a] | 7,064,787 | 70.6 |
| **1** | 0.00155 | 154 | 0.00039 | 99,324 | 396,934 | 0.99834 [b] | 6,965,421 | 70.1 |
| **5** | 0.00152 | 151 | 0.00030 | 99,171 | 495,477 | 0.99845 | 6,568,487 | 66.2 |
| **10** | 0.00159 | 157 | 0.00032 | 99,020 | 494,707 | 0.99648 | 6,073,010 | 61.3 |
| **15** | 0.00545 | 538 | 0.00109 | 98,863 | 492,968 | 0.99457 | 5,578,302 | 56.4 |
| **20** | 0.00541 | 532 | 0.00109 | 98,324 | 490,292 | 0.99536 | 5,085,334 | 51.7 |
| **25** | 0.00386 | 377 | 0.00077 | 97,792 | 488,019 | 0.99353 | 4,595,042 | 47.0 |
| **30** | 0.00909 | 886 | 0.00183 | 97,415 | 484,863 | 0.98932 | 4,107,023 | 42.2 |
| **35** | 0.01228 | 1,186 | 0.00247 | 96,530 | 479,685 | 0.98462 | 3,622,160 | 37.5 |
| **40** | 0.01851 | 1,765 | 0.00374 | 95,344 | 472,309 | 0.97546 | 3,142,476 | 33.0 |
| **45** | 0.03069 | 2,872 | 0.00623 | 93,579 | 460,718 | 0.96371 | 2,670,167 | 28.5 |
| **50** | 0.04208 | 3,817 | 0.00860 | 90,708 | 443,997 | 0.94558 | 2,209,449 | 24.4 |
| **55** | 0.06731 | 5,848 | 0.01393 | 86,891 | 419,833 | 0.91996 | 1,765,452 | 20.3 |
| **60** | 0.09368 | 7,592 | 0.01966 | 81,042 | 386,231 | 0.87460 | 1,345,619 | 16.6 |
| **65** | 0.16039 | 11,781 | 0.03488 | 73,450 | 337,798 | 0.79455 | 959,388 | 13.1 |
| **70** | 0.25911 | 15,979 | 0.05954 | 61,669 | 268,398 | 0.70124 | 621,589 | 10.1 |
| **75** | 0.35227 | 16,095 | 0.08552 | 45,690 | 188,211 | 0.46711 [c] | 353,191 | 7.7 |
| **80+** | 1.00000 | 29,595 | 0.17938 | 29,595 | 164,980 | - | 164,980 | 5.6 |
| **Perempuan** *Female* | | | | | | | | |
| **0** | 0.00735 | 735 | 0.00740 | 100,000 | 99,318 | 0.99213 [a] | 7,474,630 | 74.7 |
| **1** | 0.00128 | 127 | 0.00032 | 99,265 | 396,747 | 0.99861 [b] | 7,375,311 | 74.3 |
| **5** | 0.00129 | 128 | 0.00026 | 99,139 | 495,374 | 0.99924 | 6,978,565 | 70.4 |
| **10** | 0.00024 | 23 | 0.00005 | 99,011 | 494,996 | 0.99939 | 6,483,191 | 65.5 |
| **15** | 0.00099 | 98 | 0.00020 | 98,988 | 494,693 | 0.99850 | 5,988,194 | 60.5 |
| **20** | 0.00201 | 199 | 0.00040 | 98,890 | 493,951 | 0.99713 | 5,493,501 | 55.6 |
| **25** | 0.00373 | 368 | 0.00075 | 98,691 | 492,533 | 0.99621 | 4,999,550 | 50.7 |
| **30** | 0.00384 | 378 | 0.00077 | 98,322 | 490,668 | 0.99439 | 4,507,017 | 45.8 |
| **35** | 0.00739 | 724 | 0.00148 | 97,945 | 487,915 | 0.99115 | 4,016,349 | 41.0 |
| **40** | 0.01032 | 1,003 | 0.00207 | 97,221 | 483,598 | 0.98581 | 3,528,434 | 36.3 |
| **45** | 0.01810 | 1,742 | 0.00365 | 96,218 | 476,736 | 0.97855 | 3,044,836 | 31.6 |
| **50** | 0.02486 | 2,348 | 0.00503 | 94,476 | 466,511 | 0.96641 | 2,568,100 | 27.2 |
| **55** | 0.04254 | 3,920 | 0.00869 | 92,128 | 450,842 | 0.94480 | 2,101,588 | 22.8 |
| **60** | 0.06842 | 6,035 | 0.01417 | 88,209 | 425,956 | 0.91813 | 1,650,746 | 18.7 |
| **65** | 0.09632 | 7,915 | 0.02024 | 82,174 | 391,081 | 0.84581 | 1,224,790 | 14.9 |
| **70** | 0.21822 | 16,204 | 0.04899 | 74,259 | 330,782 | 0.74697 | 833,709 | 11.2 |
| **75** | 0.29756 | 17,274 | 0.06991 | 58,054 | 247,085 | 0.50871 [c] | 502,927 | 8.7 |
| **80+** | 1.00000 | 40,780 | 0.15939 | 40,780 | 255,842 | - | 255,842 | 6.3 |

**Nota:** *Notes:*
[a] **Daripada umur 0 hingga kumpulan umur 1-4** *From age of 0 to age group 1-4*
[b] **Daripada umur 0, kumpulan umur 1-4 hingga kumpulan umur 5-9** *From age of 0, age group 1-4 to age group 5-9*
[c] **Daripada umur 75 hingga 80+** *From age of 75 to 80+*

**Jadual 3.1.4: Jadual hayat ringkas mengikut jantina dan umur, Kota Tinggi, Johor, 2024**
*Table 3.1.4: Abridged life table by sex and age, Kota Tinggi, Johor, 2024*

| **Umur** *Age* | **Kebarangkalian mati di antara umur x dan umur x+n** *Probability of dying between age x and age x+n* | **Bilangan kematian di antara umur x dan umur x+n** *Number of deaths between age x and age x+n* | **Kadar tengah mortaliti di antara umur x dan umur x+n** *Central mortality rate between age x and age x+n* | **Penakat (orang yang masih hidup) pada umur tepat x** *Survivors at exact age x* | **Bilangan orang hidup-tahun di antara umur x dan umur x+n** *Number of person-years lived between age x and age x+n* | **Nisbah ketakatan** *Survival ratio* | **Jumlah bilangan orang hidup-tahun selepas umur tepat x** *Total number of person-years lived after exact age x* | **Jangkaan hayat** *Life expectancy* |
|---|---|---|---|---|---|---|---|---|
| **x** | $_nq_x$ | $_nd_x$ | $_nm_x$ | $l_x$ | $_nL_x$ | $_nS_x$ | $T_x$ | $e_x$ |
| **Lelaki dan Perempuan** *Both sexes* | | | | | | | | |
| **0** | 0.00557 | 557 | 0.00560 | 100,000 | 99,481 | 0.99369 [a] | 6,975,717 | 69.8 |
| **1** | 0.00166 | 165 | 0.00042 | 99,443 | 397,364 | 0.99839 [b] | 6,876,236 | 69.1 |
| **5** | 0.00139 | 138 | 0.00028 | 99,278 | 496,047 | 0.99848 | 6,478,873 | 65.3 |
| **10** | 0.00165 | 163 | 0.00033 | 99,140 | 495,293 | 0.99706 | 5,982,826 | 60.3 |
| **15** | 0.00424 | 420 | 0.00085 | 98,977 | 493,836 | 0.99559 | 5,487,533 | 55.4 |
| **20** | 0.00458 | 451 | 0.00092 | 98,557 | 491,659 | 0.99495 | 4,993,697 | 50.7 |
| **25** | 0.00552 | 541 | 0.00111 | 98,106 | 489,178 | 0.99336 | 4,502,039 | 45.9 |
| **30** | 0.00777 | 758 | 0.00156 | 97,565 | 485,928 | 0.98900 | 4,012,861 | 41.1 |
| **35** | 0.01425 | 1,379 | 0.00287 | 96,806 | 480,584 | 0.98287 | 3,526,933 | 36.4 |
| **40** | 0.02006 | 1,914 | 0.00405 | 95,427 | 472,350 | 0.97376 | 3,046,349 | 31.9 |
| **45** | 0.03254 | 3,043 | 0.00662 | 93,513 | 459,957 | 0.95944 | 2,573,999 | 27.5 |
| **50** | 0.04884 | 4,419 | 0.01001 | 90,470 | 441,303 | 0.94672 | 2,114,041 | 23.4 |
| **55** | 0.05794 | 4,986 | 0.01193 | 86,051 | 417,792 | 0.92736 | 1,672,738 | 19.4 |
| **60** | 0.08824 | 7,154 | 0.01846 | 81,065 | 387,443 | 0.88438 | 1,254,947 | 15.5 |
| **65** | 0.14565 | 10,765 | 0.03142 | 73,912 | 342,645 | 0.76337 | 867,504 | 11.7 |
| **70** | 0.34312 | 21,667 | 0.08284 | 63,146 | 261,564 | 0.59858 | 524,859 | 8.3 |
| **75** | 0.49017 | 20,332 | 0.12986 | 41,479 | 156,568 | 0.40535 [c] | 263,294 | 6.3 |
| **80+** | 1.00000 | 21,148 | 0.19815 | 21,148 | 106,726 | - | 106,726 | 5.0 |
| **Lelaki** *Male* | | | | | | | | |
| **0** | 0.00579 | 579 | 0.00583 | 100,000 | 99,455 | 0.99334 [a] | 6,771,484 | 67.7 |
| **1** | 0.00198 | 197 | 0.00049 | 99,421 | 397,218 | 0.99830 [b] | 6,672,029 | 67.1 |
| **5** | 0.00118 | 118 | 0.00024 | 99,224 | 495,826 | 0.99816 | 6,274,811 | 63.2 |
| **10** | 0.00251 | 248 | 0.00050 | 99,106 | 494,911 | 0.99563 | 5,778,985 | 58.3 |
| **15** | 0.00623 | 616 | 0.00125 | 98,858 | 492,751 | 0.99358 | 5,284,074 | 53.5 |
| **20** | 0.00661 | 649 | 0.00133 | 98,242 | 489,588 | 0.99313 | 4,791,323 | 48.8 |
| **25** | 0.00713 | 696 | 0.00143 | 97,593 | 486,224 | 0.99199 | 4,301,735 | 44.1 |
| **30** | 0.00888 | 861 | 0.00178 | 96,897 | 482,332 | 0.98758 | 3,815,511 | 39.4 |
| **35** | 0.01599 | 1,535 | 0.00322 | 96,036 | 476,341 | 0.98052 | 3,333,179 | 34.7 |
| **40** | 0.02302 | 2,176 | 0.00466 | 94,501 | 467,064 | 0.96943 | 2,856,838 | 30.2 |
| **45** | 0.03829 | 3,535 | 0.00781 | 92,325 | 452,788 | 0.95202 | 2,389,773 | 25.9 |
| **50** | 0.05807 | 5,156 | 0.01196 | 88,790 | 431,061 | 0.93422 | 1,936,985 | 21.8 |
| **55** | 0.07397 | 6,187 | 0.01536 | 83,634 | 402,705 | 0.91445 | 1,505,924 | 18.0 |
| **60** | 0.09804 | 7,593 | 0.02062 | 77,448 | 368,255 | 0.87544 | 1,103,219 | 14.2 |
| **65** | 0.15397 | 10,755 | 0.03336 | 69,854 | 322,384 | 0.72705 | 734,964 | 10.5 |
| **70** | 0.41359 | 24,443 | 0.10428 | 59,099 | 234,388 | 0.50839 | 412,580 | 7.0 |
| **75** | 0.62466 | 21,648 | 0.18167 | 34,656 | 119,161 | 0.33128 [c] | 178,191 | 5.1 |
| **80+** | 1.00000 | 13,008 | 0.22036 | 13,008 | 59,031 | - | 59,031 | 4.5 |
| **Perempuan** *Female* | | | | | | | | |
| **0** | 0.00532 | 532 | 0.00535 | 100,000 | 99,503 | 0.99410 [a] | 7,222,440 | 72.2 |
| **1** | 0.00132 | 132 | 0.00033 | 99,468 | 397,545 | 0.99846 [b] | 7,122,937 | 71.6 |
| **5** | 0.00160 | 159 | 0.00032 | 99,336 | 496,284 | 0.99882 | 6,725,392 | 67.7 |
| **10** | 0.00075 | 74 | 0.00015 | 99,177 | 495,701 | 0.99867 | 6,229,107 | 62.8 |
| **15** | 0.00192 | 190 | 0.00038 | 99,103 | 495,040 | 0.99812 | 5,733,407 | 57.9 |
| **20** | 0.00184 | 182 | 0.00037 | 98,913 | 494,110 | 0.99746 | 5,238,366 | 53.0 |
| **25** | 0.00324 | 320 | 0.00065 | 98,731 | 492,855 | 0.99521 | 4,744,257 | 48.1 |
| **30** | 0.00635 | 625 | 0.00127 | 98,411 | 490,493 | 0.99078 | 4,251,402 | 43.2 |
| **35** | 0.01211 | 1,184 | 0.00244 | 97,786 | 485,970 | 0.98563 | 3,760,909 | 38.5 |
| **40** | 0.01667 | 1,610 | 0.00336 | 96,602 | 478,985 | 0.97885 | 3,274,938 | 33.9 |
| **45** | 0.02572 | 2,443 | 0.00521 | 94,992 | 468,853 | 0.96778 | 2,795,953 | 29.4 |
| **50** | 0.03890 | 3,600 | 0.00793 | 92,549 | 453,746 | 0.96004 | 2,327,100 | 25.1 |
| **55** | 0.04107 | 3,653 | 0.00839 | 88,949 | 435,613 | 0.94101 | 1,873,354 | 21.1 |
| **60** | 0.07767 | 6,625 | 0.01616 | 85,296 | 409,917 | 0.89352 | 1,437,740 | 16.9 |
| **65** | 0.13771 | 10,834 | 0.02958 | 78,671 | 366,270 | 0.79710 | 1,027,823 | 13.1 |
| **70** | 0.27849 | 18,892 | 0.06471 | 67,837 | 291,955 | 0.67963 | 661,553 | 9.8 |
| **75** | 0.37842 | 18,522 | 0.09334 | 48,945 | 198,422 | 0.46314 [c] | 369,598 | 7.6 |
| **80+** | 1.00000 | 30,424 | 0.17773 | 30,424 | 171,177 | - | 171,177 | 5.6 |

**Nota:** *Notes:*
[a] **Daripada umur 0 hingga kumpulan umur 1-4** *From age of 0 to age group 1-4*
[b] **Daripada umur 0, kumpulan umur 1-4 hingga kumpulan umur 5-9** *From age of 0, age group 1-4 to age group 5-9*
[c] **Daripada umur 75 hingga 80+** *From age of 75 to 80+*

**Jadual 3.1.5: Jadual hayat ringkas mengikut jantina dan umur, Mersing, Johor, 2024**
*Table 3.1.5: Abridged life table by sex and age, Mersing, Johor, 2024*

| **Umur** *Age* | **Kebarangkalian mati di antara umur x dan umur x+n** *Probability of dying between age x and age x+n* | **Bilangan kematian di antara umur x dan umur x+n** *Number of deaths between age x and age x+n* | **Kadar tengah mortaliti di antara umur x dan umur x+n** *Central mortality rate between age x and age x+n* | **Penakat (orang yang masih hidup) pada umur tepat x** *Survivors at exact age x* | **Bilangan orang hidup-tahun di antara umur x dan umur x+n** *Number of person-years lived between age x and age x+n* | **Nisbah ketakatan** *Survival ratio* | **Jumlah bilangan orang hidup-tahun selepas umur tepat x** *Total number of person-years lived after exact age x* | **Jangkaan hayat** *Life expectancy* |
|---|---|---|---|---|---|---|---|---|
| **x** | $_nq_x$ | $_nd_x$ | $_nm_x$ | $l_x$ | $_nL_x$ | $_nS_x$ | $T_x$ | $e_x$ |
| **Lelaki dan Perempuan** *Both sexes* | | | | | | | | |
| **0** | 0.00565 | 565 | 0.00568 | 100,000 | 99,473 | 0.99314 [a] | 6,973,248 | 69.7 |
| **1** | 0.00260 | 259 | 0.00065 | 99,435 | 397,098 | 0.99799 [b] | 6,873,775 | 69.1 |
| **5** | 0.00126 | 125 | 0.00025 | 99,176 | 495,570 | 0.99863 | 6,476,677 | 65.3 |
| **10** | 0.00148 | 146 | 0.00030 | 99,052 | 494,893 | 0.99721 | 5,981,107 | 60.4 |
| **15** | 0.00410 | 405 | 0.00082 | 98,906 | 493,514 | 0.99565 | 5,486,214 | 55.5 |
| **20** | 0.00461 | 454 | 0.00092 | 98,500 | 491,365 | 0.99428 | 4,992,699 | 50.7 |
| **25** | 0.00684 | 670 | 0.00137 | 98,046 | 488,555 | 0.99176 | 4,501,334 | 45.9 |
| **30** | 0.00965 | 939 | 0.00194 | 97,376 | 484,530 | 0.98856 | 4,012,779 | 41.2 |
| **35** | 0.01325 | 1,278 | 0.00267 | 96,436 | 478,987 | 0.98231 | 3,528,249 | 36.6 |
| **40** | 0.02220 | 2,112 | 0.00449 | 95,158 | 470,512 | 0.97662 | 3,049,262 | 32.0 |
| **45** | 0.02459 | 2,288 | 0.00498 | 93,046 | 459,512 | 0.96659 | 2,578,750 | 27.7 |
| **50** | 0.04246 | 3,854 | 0.00868 | 90,759 | 444,158 | 0.94969 | 2,119,239 | 23.4 |
| **55** | 0.05851 | 5,085 | 0.01206 | 86,905 | 421,811 | 0.91152 | 1,675,080 | 19.3 |
| **60** | 0.12031 | 9,843 | 0.02560 | 81,820 | 384,490 | 0.86249 | 1,253,269 | 15.3 |
| **65** | 0.15707 | 11,306 | 0.03409 | 71,976 | 331,617 | 0.75651 | 868,779 | 12.1 |
| **70** | 0.34601 | 20,992 | 0.08368 | 60,671 | 250,872 | 0.63640 | 537,162 | 8.9 |
| **75** | 0.39051 | 15,495 | 0.09705 | 39,678 | 159,654 | 0.44233 [c] | 286,290 | 7.2 |
| **80+** | 1.00000 | 24,183 | 0.19097 | 24,183 | 126,636 | - | 126,636 | 5.2 |
| **Lelaki** *Male* | | | | | | | | |
| **0** | 0.00622 | 622 | 0.00625 | 100,000 | 99,416 | 0.99195 [a] | 6,737,214 | 67.4 |
| **1** | 0.00405 | 402 | 0.00101 | 99,378 | 396,561 | 0.99717 [b] | 6,637,798 | 66.8 |
| **5** | 0.00125 | 123 | 0.00025 | 98,976 | 494,572 | 0.99866 | 6,241,237 | 63.1 |
| **10** | 0.00144 | 142 | 0.00029 | 98,853 | 493,908 | 0.99656 | 5,746,665 | 58.1 |
| **15** | 0.00545 | 538 | 0.00109 | 98,711 | 492,207 | 0.99524 | 5,252,757 | 53.2 |
| **20** | 0.00407 | 399 | 0.00081 | 98,172 | 489,863 | 0.99377 | 4,760,550 | 48.5 |
| **25** | 0.00841 | 822 | 0.00169 | 97,773 | 486,809 | 0.98915 | 4,270,688 | 43.7 |
| **30** | 0.01332 | 1,291 | 0.00268 | 96,951 | 481,524 | 0.98496 | 3,783,879 | 39.0 |
| **35** | 0.01679 | 1,606 | 0.00339 | 95,659 | 474,281 | 0.97651 | 3,302,355 | 34.5 |
| **40** | 0.03031 | 2,851 | 0.00616 | 94,053 | 463,139 | 0.97042 | 2,828,074 | 30.1 |
| **45** | 0.02883 | 2,629 | 0.00585 | 91,202 | 449,438 | 0.95676 | 2,364,935 | 25.9 |
| **50** | 0.05808 | 5,145 | 0.01196 | 88,573 | 430,003 | 0.93461 | 1,915,497 | 21.6 |
| **55** | 0.07314 | 6,102 | 0.01518 | 83,428 | 401,887 | 0.90454 | 1,485,494 | 17.8 |
| **60** | 0.11954 | 9,243 | 0.02543 | 77,327 | 363,524 | 0.84875 | 1,083,606 | 14.0 |
| **65** | 0.18727 | 12,750 | 0.04132 | 68,083 | 308,542 | 0.70100 | 720,082 | 10.6 |
| **70** | 0.43648 | 24,152 | 0.11167 | 55,333 | 216,287 | 0.54774 | 411,541 | 7.4 |
| **75** | 0.48026 | 14,975 | 0.12640 | 31,181 | 118,469 | 0.39325 [c] | 195,253 | 6.3 |
| **80+** | 1.00000 | 16,206 | 0.21106 | 16,206 | 76,784 | - | 76,784 | 4.7 |
| **Perempuan** *Female* | | | | | | | | |
| **0** | 0.00502 | 502 | 0.00504 | 100,000 | 99,531 | 0.99452 [a] | 7,286,902 | 72.9 |
| **1** | 0.00107 | 107 | 0.00027 | 99,498 | 397,728 | 0.99876 [b] | 7,187,371 | 72.2 |
| **5** | 0.00127 | 126 | 0.00025 | 99,392 | 496,643 | 0.99861 | 6,789,643 | 68.3 |
| **10** | 0.00151 | 150 | 0.00030 | 99,265 | 495,952 | 0.99796 | 6,293,001 | 63.4 |
| **15** | 0.00257 | 255 | 0.00051 | 99,115 | 494,939 | 0.99606 | 5,797,049 | 58.5 |
| **20** | 0.00532 | 526 | 0.00107 | 98,861 | 492,988 | 0.99499 | 5,302,110 | 53.6 |
| **25** | 0.00469 | 461 | 0.00094 | 98,335 | 490,520 | 0.99514 | 4,809,122 | 48.9 |
| **30** | 0.00503 | 492 | 0.00101 | 97,873 | 488,137 | 0.99304 | 4,318,602 | 44.1 |
| **35** | 0.00891 | 868 | 0.00179 | 97,381 | 484,738 | 0.98909 | 3,830,465 | 39.3 |
| **40** | 0.01292 | 1,247 | 0.00260 | 96,514 | 479,451 | 0.98384 | 3,345,728 | 34.7 |
| **45** | 0.01944 | 1,852 | 0.00393 | 95,267 | 471,704 | 0.97771 | 2,866,277 | 30.1 |
| **50** | 0.02519 | 2,353 | 0.00510 | 93,415 | 461,192 | 0.96599 | 2,394,573 | 25.6 |
| **55** | 0.04305 | 3,921 | 0.00880 | 91,062 | 445,507 | 0.91876 | 1,933,381 | 21.2 |
| **60** | 0.12114 | 10,557 | 0.02579 | 87,141 | 409,313 | 0.87671 | 1,487,875 | 17.1 |
| **65** | 0.12573 | 9,629 | 0.02683 | 76,584 | 358,850 | 0.81800 | 1,078,561 | 14.1 |
| **70** | 0.24635 | 16,495 | 0.05619 | 66,955 | 293,541 | 0.73231 | 719,711 | 10.7 |
| **75** | 0.29599 | 14,936 | 0.06948 | 50,461 | 214,964 | 0.49559 [c] | 426,171 | 8.4 |
| **80+** | 1.00000 | 35,525 | 0.16820 | 35,525 | 211,206 | - | 211,206 | 5.9 |

**Nota:** *Notes:*
[a] **Daripada umur 0 hingga kumpulan umur 1-4** *From age of 0 to age group 1-4*
[b] **Daripada umur 0, kumpulan umur 1-4 hingga kumpulan umur 5-9** *From age of 0, age group 1-4 to age group 5-9*
[c] **Daripada umur 75 hingga 80+** *From age of 75 to 80+*

**Jadual 3.1.6: Jadual hayat ringkas mengikut jantina dan umur, Muar, Johor, 2024**
*Table 3.1.6: Abridged life table by sex and age, Muar, Johor, 2024*

| **Umur** *Age* | **Kebarangkalian mati di antara umur x dan umur x+n** *Probability of dying between age x and age x+n* | **Bilangan kematian di antara umur x dan umur x+n** *Number of deaths between age x and age x+n* | **Kadar tengah mortaliti di antara umur x dan umur x+n** *Central mortality rate between age x and age x+n* | **Penakat (orang yang masih hidup) pada umur tepat x** *Survivors at exact age x* | **Bilangan orang hidup-tahun di antara umur x dan umur x+n** *Number of person-years lived between age x and age x+n* | **Nisbah ketakatan** *Survival ratio* | **Jumlah bilangan orang hidup-tahun selepas umur tepat x** *Total number of person-years lived after exact age x* | **Jangkaan hayat** *Life expectancy* |
|---|---|---|---|---|---|---|---|---|
| **x** | $_nq_x$ | $_nd_x$ | $_nm_x$ | $l_x$ | $_nL_x$ | $_nS_x$ | $T_x$ | $e_x$ |
| **Lelaki dan Perempuan** *Both sexes* | | | | | | | | |
| **0** | 0.00749 | 749 | 0.00755 | 100,000 | 99,305 | 0.99193 [a] | 7,463,800 | 74.6 |
| **1** | 0.00139 | 138 | 0.00035 | 99,251 | 396,659 | 0.99877 [b] | 7,364,495 | 74.2 |
| **5** | 0.00085 | 84 | 0.00017 | 99,112 | 495,352 | 0.99891 | 6,967,836 | 70.3 |
| **10** | 0.00134 | 133 | 0.00027 | 99,028 | 494,811 | 0.99761 | 6,472,484 | 65.4 |
| **15** | 0.00345 | 341 | 0.00069 | 98,896 | 493,627 | 0.99681 | 5,977,673 | 60.4 |
| **20** | 0.00292 | 288 | 0.00059 | 98,555 | 492,055 | 0.99645 | 5,484,046 | 55.6 |
| **25** | 0.00419 | 411 | 0.00084 | 98,267 | 490,306 | 0.99574 | 4,991,991 | 50.8 |
| **30** | 0.00433 | 424 | 0.00087 | 97,855 | 488,217 | 0.99429 | 4,501,685 | 46.0 |
| **35** | 0.00709 | 691 | 0.00142 | 97,431 | 485,430 | 0.99148 | 4,013,468 | 41.2 |
| **40** | 0.00996 | 963 | 0.00200 | 96,740 | 481,294 | 0.98592 | 3,528,039 | 36.5 |
| **45** | 0.01824 | 1,747 | 0.00368 | 95,777 | 474,519 | 0.97757 | 3,046,745 | 31.8 |
| **50** | 0.02671 | 2,511 | 0.00541 | 94,030 | 463,874 | 0.96364 | 2,572,226 | 27.4 |
| **55** | 0.04627 | 4,235 | 0.00947 | 91,519 | 447,008 | 0.94113 | 2,108,353 | 23.0 |
| **60** | 0.07207 | 6,291 | 0.01495 | 87,284 | 420,693 | 0.91187 | 1,661,345 | 19.0 |
| **65** | 0.10543 | 8,539 | 0.02226 | 80,993 | 383,619 | 0.85991 | 1,240,652 | 15.3 |
| **70** | 0.17884 | 12,958 | 0.03928 | 72,454 | 329,877 | 0.77362 | 857,033 | 11.8 |
| **75** | 0.28427 | 16,913 | 0.06627 | 59,496 | 255,199 | 0.51589 [c] | 527,156 | 8.9 |
| **80+** | 1.00000 | 42,583 | 0.15658 | 42,583 | 271,956 | - | 271,956 | 6.4 |
| **Lelaki** *Male* | | | | | | | | |
| **0** | 0.00906 | 906 | 0.00914 | 100,000 | 99,156 | 0.99025 [a] | 7,280,335 | 72.8 |
| **1** | 0.00173 | 172 | 0.00043 | 99,094 | 395,969 | 0.99845 [b] | 7,181,179 | 72.5 |
| **5** | 0.00102 | 101 | 0.00020 | 98,923 | 494,360 | 0.99855 | 6,785,210 | 68.6 |
| **10** | 0.00187 | 185 | 0.00037 | 98,821 | 493,645 | 0.99641 | 6,290,850 | 63.7 |
| **15** | 0.00531 | 524 | 0.00107 | 98,637 | 491,873 | 0.99550 | 5,797,205 | 58.8 |
| **20** | 0.00368 | 361 | 0.00074 | 98,113 | 489,661 | 0.99570 | 5,305,331 | 54.1 |
| **25** | 0.00491 | 480 | 0.00099 | 97,752 | 487,558 | 0.99486 | 4,815,670 | 49.3 |
| **30** | 0.00537 | 522 | 0.00108 | 97,271 | 485,052 | 0.99284 | 4,328,112 | 44.5 |
| **35** | 0.00896 | 867 | 0.00180 | 96,749 | 481,579 | 0.98933 | 3,843,060 | 39.7 |
| **40** | 0.01239 | 1,188 | 0.00249 | 95,882 | 476,440 | 0.98355 | 3,361,482 | 35.1 |
| **45** | 0.02056 | 1,947 | 0.00415 | 94,694 | 468,603 | 0.97513 | 2,885,042 | 30.5 |
| **50** | 0.02927 | 2,715 | 0.00594 | 92,747 | 456,949 | 0.95668 | 2,416,439 | 26.1 |
| **55** | 0.05778 | 5,202 | 0.01190 | 90,032 | 437,156 | 0.92672 | 1,959,490 | 21.8 |
| **60** | 0.08972 | 7,611 | 0.01879 | 84,830 | 405,122 | 0.89126 | 1,522,334 | 17.9 |
| **65** | 0.12962 | 10,009 | 0.02772 | 77,219 | 361,070 | 0.82866 | 1,117,212 | 14.5 |
| **70** | 0.21926 | 14,737 | 0.04925 | 67,209 | 299,205 | 0.75515 | 756,142 | 11.3 |
| **75** | 0.27763 | 14,568 | 0.06448 | 52,473 | 225,944 | 0.50552 [c] | 456,936 | 8.7 |
| **80+** | 1.00000 | 37,905 | 0.16409 | 37,905 | 230,993 | - | 230,993 | 6.1 |
| **Perempuan** *Female* | | | | | | | | |
| **0** | 0.00579 | 579 | 0.00582 | 100,000 | 99,460 | 0.99378 [a] | 7,686,201 | 76.9 |
| **1** | 0.00103 | 103 | 0.00026 | 99,421 | 397,429 | 0.99906 [b] | 7,586,741 | 76.3 |
| **5** | 0.00068 | 68 | 0.00014 | 99,318 | 496,422 | 0.99927 | 7,189,312 | 72.4 |
| **10** | 0.00078 | 78 | 0.00016 | 99,251 | 496,059 | 0.99898 | 6,692,890 | 67.4 |
| **15** | 0.00125 | 124 | 0.00025 | 99,173 | 495,554 | 0.99851 | 6,196,832 | 62.5 |
| **20** | 0.00173 | 171 | 0.00035 | 99,049 | 494,817 | 0.99767 | 5,701,278 | 57.6 |
| **25** | 0.00294 | 291 | 0.00059 | 98,878 | 493,662 | 0.99712 | 5,206,461 | 52.7 |
| **30** | 0.00282 | 278 | 0.00056 | 98,587 | 492,240 | 0.99631 | 4,712,799 | 47.8 |
| **35** | 0.00455 | 448 | 0.00091 | 98,309 | 490,426 | 0.99424 | 4,220,559 | 42.9 |
| **40** | 0.00697 | 682 | 0.00140 | 97,861 | 487,601 | 0.98883 | 3,730,133 | 38.1 |
| **45** | 0.01540 | 1,496 | 0.00310 | 97,179 | 482,154 | 0.98041 | 3,242,532 | 33.4 |
| **50** | 0.02386 | 2,283 | 0.00483 | 95,683 | 472,707 | 0.97120 | 2,760,378 | 28.8 |
| **55** | 0.03387 | 3,163 | 0.00689 | 93,400 | 459,091 | 0.95683 | 2,287,671 | 24.5 |
| **60** | 0.05279 | 4,764 | 0.01084 | 90,237 | 439,273 | 0.93366 | 1,828,579 | 20.3 |
| **65** | 0.08063 | 6,892 | 0.01680 | 85,473 | 410,134 | 0.89216 | 1,389,306 | 16.3 |
| **70** | 0.13743 | 10,799 | 0.02951 | 78,581 | 365,906 | 0.79163 | 979,172 | 12.5 |
| **75** | 0.29062 | 19,699 | 0.06801 | 67,782 | 289,661 | 0.52767 [c] | 613,266 | 9.0 |
| **80+** | 1.00000 | 48,083 | 0.14858 | 48,083 | 323,605 | - | 323,605 | 6.7 |

**Nota:** *Notes:*
[a] **Daripada umur 0 hingga kumpulan umur 1-4** *From age of 0 to age group 1-4*
[b] **Daripada umur 0, kumpulan umur 1-4 hingga kumpulan umur 5-9** *From age of 0, age group 1-4 to age group 5-9*
[c] **Daripada umur 75 hingga 80+** *From age of 75 to 80+*

**Jadual 3.1.7: Jadual hayat ringkas mengikut jantina dan umur, Pontian, Johor, 2024**
*Table 3.1.7: Abridged life table by sex and age, Pontian, Johor, 2024*

| **Umur** *Age* | **Kebarangkalian mati di antara umur x dan umur x+n** *Probability of dying between age x and age x+n* | **Bilangan kematian di antara umur x dan umur x+n** *Number of deaths between age x and age x+n* | **Kadar tengah mortaliti di antara umur x dan umur x+n** *Central mortality rate between age x and age x+n* | **Penakat (orang yang masih hidup) pada umur tepat x** *Survivors at exact age x* | **Bilangan orang hidup-tahun di antara umur x dan umur x+n** *Number of person-years lived between age x and age x+n* | **Nisbah ketakatan** *Survival ratio* | **Jumlah bilangan orang hidup-tahun selepas umur tepat x** *Total number of person-years lived after exact age x* | **Jangkaan hayat** *Life expectancy* |
|---|---|---|---|---|---|---|---|---|
| **x** | $_nq_x$ | $_nd_x$ | $_nm_x$ | $l_x$ | $_nL_x$ | $_nS_x$ | $T_x$ | $e_x$ |
| **Lelaki dan Perempuan** *Both sexes* | | | | | | | | |
| **0** | 0.00622 | 622 | 0.00626 | 100,000 | 99,421 | 0.99312 [a] | 7,156,328 | 71.6 |
| **1** | 0.00152 | 151 | 0.00038 | 99,378 | 397,137 | 0.99890 [b] | 7,056,907 | 71.0 |
| **5** | 0.00051 | 51 | 0.00010 | 99,227 | 496,010 | 0.99902 | 6,659,770 | 67.1 |
| **10** | 0.00146 | 144 | 0.00029 | 99,177 | 495,522 | 0.99692 | 6,163,760 | 62.1 |
| **15** | 0.00472 | 467 | 0.00095 | 99,032 | 493,994 | 0.99526 | 5,668,237 | 57.2 |
| **20** | 0.00475 | 469 | 0.00095 | 98,565 | 491,654 | 0.99537 | 5,174,244 | 52.5 |
| **25** | 0.00451 | 443 | 0.00090 | 98,097 | 489,376 | 0.99362 | 4,682,589 | 47.7 |
| **30** | 0.00825 | 806 | 0.00166 | 97,654 | 486,256 | 0.99053 | 4,193,213 | 42.9 |
| **35** | 0.01071 | 1,037 | 0.00215 | 96,848 | 481,649 | 0.98703 | 3,706,957 | 38.3 |
| **40** | 0.01526 | 1,462 | 0.00308 | 95,811 | 475,400 | 0.98044 | 3,225,309 | 33.7 |
| **45** | 0.02392 | 2,256 | 0.00484 | 94,349 | 466,103 | 0.96925 | 2,749,909 | 29.1 |
| **50** | 0.03776 | 3,477 | 0.00770 | 92,092 | 451,769 | 0.95166 | 2,283,806 | 24.8 |
| **55** | 0.05934 | 5,258 | 0.01223 | 88,615 | 429,930 | 0.92579 | 1,832,037 | 20.7 |
| **60** | 0.09003 | 7,504 | 0.01885 | 83,357 | 398,023 | 0.88893 | 1,402,107 | 16.8 |
| **65** | 0.13420 | 10,179 | 0.02877 | 75,852 | 353,814 | 0.81372 | 1,004,084 | 13.2 |
| **70** | 0.24643 | 16,184 | 0.05621 | 65,673 | 287,906 | 0.68643 | 650,270 | 9.9 |
| **75** | 0.40267 | 19,928 | 0.10083 | 49,489 | 197,628 | 0.45461 [c] | 362,364 | 7.3 |
| **80+** | 1.00000 | 29,562 | 0.17945 | 29,562 | 164,736 | - | 164,736 | 5.6 |
| **Lelaki** *Male* | | | | | | | | |
| **0** | 0.00835 | 835 | 0.00842 | 100,000 | 99,220 | 0.99106 [a] | 6,893,841 | 68.9 |
| **1** | 0.00149 | 147 | 0.00037 | 99,165 | 396,310 | 0.99872 [b] | 6,794,621 | 68.5 |
| **5** | 0.00077 | 76 | 0.00015 | 99,018 | 494,898 | 0.99907 | 6,398,310 | 64.6 |
| **10** | 0.00109 | 108 | 0.00022 | 98,942 | 494,438 | 0.99585 | 5,903,412 | 59.7 |
| **15** | 0.00720 | 712 | 0.00145 | 98,834 | 492,389 | 0.99286 | 5,408,974 | 54.7 |
| **20** | 0.00707 | 694 | 0.00142 | 98,122 | 488,875 | 0.99315 | 4,916,586 | 50.1 |
| **25** | 0.00662 | 645 | 0.00133 | 97,428 | 485,528 | 0.99176 | 4,427,711 | 45.4 |
| **30** | 0.00986 | 955 | 0.00198 | 96,783 | 481,528 | 0.98837 | 3,942,183 | 40.7 |
| **35** | 0.01340 | 1,284 | 0.00270 | 95,828 | 475,931 | 0.98429 | 3,460,654 | 36.1 |
| **40** | 0.01804 | 1,706 | 0.00364 | 94,544 | 468,456 | 0.97602 | 2,984,723 | 31.6 |
| **45** | 0.03004 | 2,789 | 0.00610 | 92,838 | 457,220 | 0.95930 | 2,516,268 | 27.1 |
| **50** | 0.05169 | 4,655 | 0.01061 | 90,050 | 438,611 | 0.93851 | 2,059,048 | 22.9 |
| **55** | 0.07182 | 6,133 | 0.01490 | 85,395 | 411,643 | 0.90634 | 1,620,437 | 19.0 |
| **60** | 0.11719 | 9,289 | 0.02490 | 79,262 | 373,089 | 0.85286 | 1,208,794 | 15.3 |
| **65** | 0.18106 | 12,669 | 0.03982 | 69,973 | 318,193 | 0.76759 | 835,705 | 11.9 |
| **70** | 0.29511 | 16,911 | 0.06924 | 57,304 | 244,242 | 0.64442 | 517,512 | 9.0 |
| **75** | 0.44137 | 17,828 | 0.11327 | 40,393 | 157,394 | 0.42403 [c] | 273,270 | 6.8 |
| **80+** | 1.00000 | 22,565 | 0.19473 | 22,565 | 115,876 | - | 115,876 | 5.1 |
| **Perempuan** *Female* | | | | | | | | |
| **0** | 0.00403 | 403 | 0.00404 | 100,000 | 99,622 | 0.99526 [a] | 7,484,863 | 74.8 |
| **1** | 0.00155 | 154 | 0.00039 | 99,597 | 398,006 | 0.99904 [b] | 7,385,241 | 74.2 |
| **5** | 0.00025 | 25 | 0.00005 | 99,443 | 497,152 | 0.99895 | 6,987,235 | 70.3 |
| **10** | 0.00184 | 183 | 0.00037 | 99,418 | 496,631 | 0.99818 | 6,490,083 | 65.3 |
| **15** | 0.00180 | 178 | 0.00036 | 99,235 | 495,728 | 0.99831 | 5,993,452 | 60.4 |
| **20** | 0.00158 | 156 | 0.00032 | 99,057 | 494,892 | 0.99849 | 5,497,724 | 55.5 |
| **25** | 0.00144 | 143 | 0.00029 | 98,900 | 494,143 | 0.99620 | 5,002,832 | 50.6 |
| **30** | 0.00615 | 607 | 0.00123 | 98,757 | 492,268 | 0.99326 | 4,508,689 | 45.7 |
| **35** | 0.00734 | 720 | 0.00147 | 98,150 | 488,948 | 0.99031 | 4,016,421 | 40.9 |
| **40** | 0.01205 | 1,174 | 0.00243 | 97,429 | 484,211 | 0.98567 | 3,527,473 | 36.2 |
| **45** | 0.01664 | 1,602 | 0.00336 | 96,255 | 477,271 | 0.98038 | 3,043,262 | 31.6 |
| **50** | 0.02265 | 2,144 | 0.00458 | 94,653 | 467,908 | 0.96572 | 2,565,991 | 27.1 |
| **55** | 0.04619 | 4,273 | 0.00946 | 92,510 | 451,867 | 0.94689 | 2,098,083 | 22.7 |
| **60** | 0.06038 | 5,328 | 0.01245 | 88,237 | 427,867 | 0.92634 | 1,646,215 | 18.7 |
| **65** | 0.08779 | 7,279 | 0.01836 | 82,910 | 396,350 | 0.85845 | 1,218,348 | 14.7 |
| **70** | 0.20049 | 15,163 | 0.04457 | 75,631 | 340,245 | 0.72603 | 821,998 | 10.9 |
| **75** | 0.36587 | 22,123 | 0.08956 | 60,467 | 247,029 | 0.48723 [c] | 481,753 | 8.0 |
| **80+** | 1.00000 | 38,344 | 0.16336 | 38,344 | 234,724 | - | 234,724 | 6.1 |

**Nota:** *Notes:*
[a] **Daripada umur 0 hingga kumpulan umur 1-4** *From age of 0 to age group 1-4*
[b] **Daripada umur 0, kumpulan umur 1-4 hingga kumpulan umur 5-9** *From age of 0, age group 1-4 to age group 5-9*
[c] **Daripada umur 75 hingga 80+** *From age of 75 to 80+*

**Jadual 3.1.8: Jadual hayat ringkas mengikut jantina dan umur, Segamat, Johor, 2024**
*Table 3.1.8: Abridged life table by sex and age, Segamat, Johor, 2024*

| **Umur** *Age* | **Kebarangkalian mati di antara umur x dan umur x+n** *Probability of dying between age x and age x+n* | **Bilangan kematian di antara umur x dan umur x+n** *Number of deaths between age x and age x+n* | **Kadar tengah mortaliti di antara umur x dan umur x+n** *Central mortality rate between age x and age x+n* | **Penakat (orang yang masih hidup) pada umur tepat x** *Survivors at exact age x* | **Bilangan orang hidup-tahun di antara umur x dan umur x+n** *Number of person-years lived between age x and age x+n* | **Nisbah ketakatan** *Survival ratio* | **Jumlah bilangan orang hidup-tahun selepas umur tepat x** *Total number of person-years lived after exact age x* | **Jangkaan hayat** *Life expectancy* |
|---|---|---|---|---|---|---|---|---|
| **x** | $_nq_x$ | $_nd_x$ | $_nm_x$ | $l_x$ | $_nL_x$ | $_nS_x$ | $T_x$ | $e_x$ |
| **Lelaki dan Perempuan** *Both sexes* | | | | | | | | |
| **0** | 0.00740 | 740 | 0.00745 | 100,000 | 99,313 | 0.99193 [a] | 7,166,868 | 71.7 |
| **1** | 0.00156 | 155 | 0.00039 | 99,260 | 396,654 | 0.99873 [b] | 7,067,554 | 71.2 |
| **5** | 0.00075 | 74 | 0.00015 | 99,105 | 495,339 | 0.99850 | 6,670,900 | 67.3 |
| **10** | 0.00225 | 222 | 0.00045 | 99,031 | 494,597 | 0.99766 | 6,175,561 | 62.4 |
| **15** | 0.00244 | 241 | 0.00049 | 98,808 | 493,437 | 0.99666 | 5,680,965 | 57.5 |
| **20** | 0.00424 | 418 | 0.00085 | 98,567 | 491,788 | 0.99591 | 5,187,528 | 52.6 |
| **25** | 0.00393 | 386 | 0.00079 | 98,148 | 489,778 | 0.99511 | 4,695,740 | 47.8 |
| **30** | 0.00586 | 573 | 0.00118 | 97,763 | 487,381 | 0.99113 | 4,205,962 | 43.0 |
| **35** | 0.01189 | 1,156 | 0.00239 | 97,190 | 483,059 | 0.98759 | 3,718,580 | 38.3 |
| **40** | 0.01294 | 1,243 | 0.00261 | 96,034 | 477,062 | 0.98138 | 3,235,522 | 33.7 |
| **45** | 0.02437 | 2,310 | 0.00493 | 94,791 | 468,179 | 0.97190 | 2,758,460 | 29.1 |
| **50** | 0.03192 | 2,952 | 0.00649 | 92,481 | 455,024 | 0.95549 | 2,290,280 | 24.8 |
| **55** | 0.05752 | 5,149 | 0.01184 | 89,529 | 434,770 | 0.92838 | 1,835,257 | 20.5 |
| **60** | 0.08657 | 7,305 | 0.01810 | 84,379 | 403,633 | 0.88870 | 1,400,487 | 16.6 |
| **65** | 0.13838 | 10,665 | 0.02973 | 77,074 | 358,707 | 0.79958 | 996,854 | 12.9 |
| **70** | 0.27243 | 18,092 | 0.06308 | 66,409 | 286,815 | 0.67167 | 638,147 | 9.6 |
| **75** | 0.40516 | 19,576 | 0.10162 | 48,317 | 192,645 | 0.45167 [c] | 351,332 | 7.3 |
| **80+** | 1.00000 | 28,741 | 0.18112 | 28,741 | 158,687 | - | 158,687 | 5.5 |
| **Lelaki** *Male* | | | | | | | | |
| **0** | 0.00775 | 775 | 0.00780 | 100,000 | 99,276 | 0.99152 [a] | 6,898,979 | 69.0 |
| **1** | 0.00177 | 175 | 0.00044 | 99,225 | 396,485 | 0.99835 [b] | 6,799,703 | 68.5 |
| **5** | 0.00123 | 122 | 0.00025 | 99,050 | 494,945 | 0.99821 | 6,403,218 | 64.6 |
| **10** | 0.00235 | 233 | 0.00047 | 98,928 | 494,058 | 0.99691 | 5,908,273 | 59.7 |
| **15** | 0.00384 | 379 | 0.00077 | 98,695 | 492,530 | 0.99497 | 5,414,215 | 54.9 |
| **20** | 0.00623 | 612 | 0.00125 | 98,317 | 490,053 | 0.99441 | 4,921,684 | 50.1 |
| **25** | 0.00495 | 484 | 0.00099 | 97,705 | 487,314 | 0.99330 | 4,431,631 | 45.4 |
| **30** | 0.00846 | 823 | 0.00170 | 97,221 | 484,047 | 0.98824 | 3,944,317 | 40.6 |
| **35** | 0.01509 | 1,455 | 0.00304 | 96,398 | 478,353 | 0.98331 | 3,460,270 | 35.9 |
| **40** | 0.01831 | 1,738 | 0.00370 | 94,943 | 470,370 | 0.97498 | 2,981,917 | 31.4 |
| **45** | 0.03186 | 2,969 | 0.00647 | 93,205 | 458,601 | 0.96371 | 2,511,547 | 26.9 |
| **50** | 0.04087 | 3,688 | 0.00834 | 90,236 | 441,958 | 0.94113 | 2,052,945 | 22.8 |
| **55** | 0.07764 | 6,720 | 0.01616 | 86,548 | 415,939 | 0.90864 | 1,610,987 | 18.6 |
| **60** | 0.10624 | 8,481 | 0.02244 | 79,828 | 377,937 | 0.85991 | 1,195,048 | 15.0 |
| **65** | 0.17796 | 12,697 | 0.03907 | 71,347 | 324,992 | 0.74958 | 817,111 | 11.5 |
| **70** | 0.33858 | 19,858 | 0.08151 | 58,650 | 243,607 | 0.60574 | 492,119 | 8.4 |
| **75** | 0.47845 | 18,560 | 0.12578 | 38,793 | 147,562 | 0.40622 [c] | 248,512 | 6.4 |
| **80+** | 1.00000 | 20,232 | 0.20042 | 20,232 | 100,949 | - | 100,949 | 5.0 |
| **Perempuan** *Female* | | | | | | | | |
| **0** | 0.00704 | 704 | 0.00708 | 100,000 | 99,346 | 0.99240 [a] | 7,495,238 | 75.0 |
| **1** | 0.00134 | 133 | 0.00034 | 99,296 | 396,854 | 0.99908 [b] | 7,395,892 | 74.5 |
| **5** | 0.00029 | 29 | 0.00006 | 99,163 | 495,743 | 0.99878 | 6,999,037 | 70.6 |
| **10** | 0.00214 | 212 | 0.00043 | 99,134 | 495,140 | 0.99850 | 6,503,294 | 65.6 |
| **15** | 0.00087 | 86 | 0.00017 | 98,922 | 494,395 | 0.99874 | 6,008,154 | 60.7 |
| **20** | 0.00166 | 164 | 0.00033 | 98,836 | 493,770 | 0.99791 | 5,513,759 | 55.8 |
| **25** | 0.00253 | 249 | 0.00051 | 98,672 | 492,737 | 0.99739 | 5,019,989 | 50.9 |
| **30** | 0.00269 | 264 | 0.00054 | 98,423 | 491,453 | 0.99461 | 4,527,252 | 46.0 |
| **35** | 0.00810 | 795 | 0.00163 | 98,158 | 488,805 | 0.99244 | 4,035,799 | 41.1 |
| **40** | 0.00702 | 684 | 0.00141 | 97,364 | 485,108 | 0.98854 | 3,546,994 | 36.4 |
| **45** | 0.01593 | 1,540 | 0.00321 | 96,680 | 479,548 | 0.98068 | 3,061,885 | 31.7 |
| **50** | 0.02276 | 2,165 | 0.00460 | 95,139 | 470,285 | 0.97013 | 2,582,337 | 27.1 |
| **55** | 0.03715 | 3,454 | 0.00757 | 92,974 | 456,238 | 0.94861 | 2,112,052 | 22.7 |
| **60** | 0.06618 | 5,924 | 0.01369 | 89,521 | 432,793 | 0.91617 | 1,655,814 | 18.5 |
| **65** | 0.10273 | 8,587 | 0.02166 | 83,596 | 396,513 | 0.84771 | 1,223,022 | 14.6 |
| **70** | 0.20753 | 15,566 | 0.04631 | 75,009 | 336,129 | 0.73481 | 826,508 | 11.0 |
| **75** | 0.33795 | 20,089 | 0.08133 | 59,443 | 246,991 | 0.49633 [c] | 490,379 | 8.2 |
| **80+** | 1.00000 | 39,354 | 0.16169 | 39,354 | 243,388 | - | 243,388 | 6.2 |

**Nota:** *Notes:*
[a] **Daripada umur 0 hingga kumpulan umur 1-4** *From age of 0 to age group 1-4*
[b] **Daripada umur 0, kumpulan umur 1-4 hingga kumpulan umur 5-9** *From age of 0, age group 1-4 to age group 5-9*
[c] **Daripada umur 75 hingga 80+** *From age of 75 to 80+*

**Jadual 3.1.9: Jadual hayat ringkas mengikut jantina dan umur, Kulai, Johor, 2024**
*Table 3.1.9: Abridged life table by sex and age, Kulai, Johor, 2024*

| **Umur** *Age* | **Kebarangkalian mati di antara umur x dan umur x+n** *Probability of dying between age x and age x+n* | **Bilangan kematian di antara umur x dan umur x+n** *Number of deaths between age x and age x+n* | **Kadar tengah mortaliti di antara umur x dan umur x+n** *Central mortality rate between age x and age x+n* | **Penakat (orang yang masih hidup) pada umur tepat x** *Survivors at exact age x* | **Bilangan orang hidup-tahun di antara umur x dan umur x+n** *Number of person-years lived between age x and age x+n* | **Nisbah ketakatan** *Survival ratio* | **Jumlah bilangan orang hidup-tahun selepas umur tepat x** *Total number of person-years lived after exact age x* | **Jangkaan hayat** *Life expectancy* |
|---|---|---|---|---|---|---|---|---|
| **x** | $_nq_x$ | $_nd_x$ | $_nm_x$ | $l_x$ | $_nL_x$ | $_nS_x$ | $T_x$ | $e_x$ |
| **Lelaki dan Perempuan** *Both sexes* | | | | | | | | |
| **0** | 0.00562 | 562 | 0.00564 | 100,000 | 99,476 | 0.99407 [a] | 7,679,808 | 76.8 |
| **1** | 0.00079 | 79 | 0.00020 | 99,438 | 397,558 | 0.99910 [b] | 7,580,332 | 76.2 |
| **5** | 0.00086 | 85 | 0.00017 | 99,360 | 496,585 | 0.99905 | 7,182,774 | 72.3 |
| **10** | 0.00104 | 103 | 0.00021 | 99,275 | 496,115 | 0.99824 | 6,686,189 | 67.4 |
| **15** | 0.00248 | 246 | 0.00050 | 99,172 | 495,243 | 0.99749 | 6,190,074 | 62.4 |
| **20** | 0.00254 | 251 | 0.00051 | 98,926 | 494,001 | 0.99726 | 5,694,830 | 57.6 |
| **25** | 0.00295 | 291 | 0.00059 | 98,675 | 492,646 | 0.99646 | 5,200,829 | 52.7 |
| **30** | 0.00412 | 405 | 0.00083 | 98,384 | 490,904 | 0.99425 | 4,708,184 | 47.9 |
| **35** | 0.00739 | 724 | 0.00148 | 97,978 | 488,080 | 0.99100 | 4,217,280 | 43.0 |
| **40** | 0.01062 | 1,033 | 0.00214 | 97,254 | 483,687 | 0.98529 | 3,729,199 | 38.3 |
| **45** | 0.01885 | 1,813 | 0.00381 | 96,221 | 476,571 | 0.97547 | 3,245,512 | 33.7 |
| **50** | 0.03031 | 2,862 | 0.00616 | 94,407 | 464,883 | 0.96519 | 2,768,942 | 29.3 |
| **55** | 0.03945 | 3,612 | 0.00805 | 91,546 | 448,699 | 0.95410 | 2,304,059 | 25.2 |
| **60** | 0.05260 | 4,626 | 0.01081 | 87,934 | 428,106 | 0.93512 | 1,855,360 | 21.1 |
| **65** | 0.07784 | 6,484 | 0.01620 | 83,308 | 400,330 | 0.89519 | 1,427,255 | 17.1 |
| **70** | 0.13406 | 10,299 | 0.02874 | 76,824 | 358,371 | 0.83204 | 1,026,924 | 13.4 |
| **75** | 0.20710 | 13,777 | 0.04621 | 66,525 | 298,179 | 0.55399 [c] | 668,553 | 10.0 |
| **80+** | 1.00000 | 52,747 | 0.14242 | 52,747 | 370,374 | - | 370,374 | 7.0 |
| **Lelaki** *Male* | | | | | | | | |
| **0** | 0.00587 | 587 | 0.00590 | 100,000 | 99,448 | 0.99404 [a] | 7,466,243 | 74.7 |
| **1** | 0.00034 | 34 | 0.00008 | 99,413 | 397,572 | 0.99914 [b] | 7,366,795 | 74.1 |
| **5** | 0.00123 | 122 | 0.00025 | 99,379 | 496,592 | 0.99879 | 6,969,223 | 70.1 |
| **10** | 0.00119 | 118 | 0.00024 | 99,257 | 495,992 | 0.99790 | 6,472,632 | 65.2 |
| **15** | 0.00301 | 298 | 0.00060 | 99,140 | 494,952 | 0.99694 | 5,976,639 | 60.3 |
| **20** | 0.00311 | 307 | 0.00062 | 98,841 | 493,439 | 0.99659 | 5,481,688 | 55.5 |
| **25** | 0.00371 | 365 | 0.00074 | 98,534 | 491,758 | 0.99547 | 4,988,249 | 50.6 |
| **30** | 0.00536 | 526 | 0.00107 | 98,169 | 489,531 | 0.99241 | 4,496,491 | 45.8 |
| **35** | 0.00984 | 961 | 0.00198 | 97,643 | 485,815 | 0.98837 | 4,006,960 | 41.0 |
| **40** | 0.01343 | 1,299 | 0.00270 | 96,683 | 480,166 | 0.98138 | 3,521,145 | 36.4 |
| **45** | 0.02388 | 2,278 | 0.00483 | 95,384 | 471,224 | 0.96895 | 3,040,979 | 31.9 |
| **50** | 0.03839 | 3,574 | 0.00783 | 93,106 | 456,594 | 0.95534 | 2,569,755 | 27.6 |
| **55** | 0.05119 | 4,583 | 0.01051 | 89,532 | 436,202 | 0.94257 | 2,113,161 | 23.6 |
| **60** | 0.06401 | 5,437 | 0.01322 | 84,949 | 411,151 | 0.92100 | 1,676,959 | 19.7 |
| **65** | 0.09503 | 7,556 | 0.01995 | 79,512 | 378,668 | 0.87182 | 1,265,808 | 15.9 |
| **70** | 0.16482 | 11,860 | 0.03592 | 71,956 | 330,129 | 0.79592 | 887,140 | 12.3 |
| **75** | 0.25108 | 15,089 | 0.05742 | 60,096 | 262,757 | 0.52827 [c] | 557,011 | 9.3 |
| **80+** | 1.00000 | 45,007 | 0.15295 | 45,007 | 294,254 | - | 294,254 | 6.5 |
| **Perempuan** *Female* | | | | | | | | |
| **0** | 0.00535 | 535 | 0.00538 | 100,000 | 99,500 | 0.99408 [a] | 7,931,660 | 79.3 |
| **1** | 0.00129 | 129 | 0.00032 | 99,465 | 397,540 | 0.99904 [b] | 7,832,159 | 78.7 |
| **5** | 0.00047 | 47 | 0.00009 | 99,336 | 496,563 | 0.99933 | 7,434,619 | 74.8 |
| **10** | 0.00087 | 87 | 0.00017 | 99,289 | 496,229 | 0.99863 | 6,938,056 | 69.9 |
| **15** | 0.00187 | 185 | 0.00037 | 99,203 | 495,550 | 0.99819 | 6,441,827 | 64.9 |
| **20** | 0.00176 | 174 | 0.00035 | 99,017 | 494,651 | 0.99822 | 5,946,277 | 60.1 |
| **25** | 0.00180 | 178 | 0.00036 | 98,843 | 493,770 | 0.99786 | 5,451,626 | 55.2 |
| **30** | 0.00247 | 244 | 0.00049 | 98,665 | 492,715 | 0.99668 | 4,957,857 | 50.2 |
| **35** | 0.00417 | 411 | 0.00084 | 98,421 | 491,079 | 0.99427 | 4,465,142 | 45.4 |
| **40** | 0.00728 | 714 | 0.00146 | 98,010 | 488,267 | 0.98994 | 3,974,063 | 40.5 |
| **45** | 0.01285 | 1,250 | 0.00259 | 97,296 | 483,357 | 0.98284 | 3,485,796 | 35.8 |
| **50** | 0.02153 | 2,068 | 0.00435 | 96,046 | 475,062 | 0.97588 | 3,002,439 | 31.3 |
| **55** | 0.02676 | 2,515 | 0.00542 | 93,979 | 463,606 | 0.96663 | 2,527,377 | 26.9 |
| **60** | 0.04015 | 3,672 | 0.00819 | 91,464 | 448,137 | 0.94938 | 2,063,771 | 22.6 |
| **65** | 0.06152 | 5,401 | 0.01269 | 87,791 | 425,454 | 0.91687 | 1,615,634 | 18.4 |
| **70** | 0.10615 | 8,746 | 0.02242 | 82,390 | 390,088 | 0.86462 | 1,190,179 | 14.4 |
| **75** | 0.16808 | 12,378 | 0.03670 | 73,645 | 337,277 | 0.57845 [c] | 800,091 | 10.9 |
| **80+** | 1.00000 | 61,266 | 0.13238 | 61,266 | 462,814 | - | 462,814 | 7.6 |

**Nota:** *Notes:*
[a] **Daripada umur 0 hingga kumpulan umur 1-4** *From age of 0 to age group 1-4*
[b] **Daripada umur 0, kumpulan umur 1-4 hingga kumpulan umur 5-9** *From age of 0, age group 1-4 to age group 5-9*
[c] **Daripada umur 75 hingga 80+** *From age of 75 to 80+*

**Jadual 3.1.10: Jadual hayat ringkas mengikut jantina dan umur, Tangkak, Johor, 2024**
*Table 3.1.10: Abridged life table by sex and age, Tangkak, Johor, 2024*

| **Umur** *Age* | **Kebarangkalian mati di antara umur x dan umur x+n** *Probability of dying between age x and age x+n* | **Bilangan kematian di antara umur x dan umur x+n** *Number of deaths between age x and age x+n* | **Kadar tengah mortaliti di antara umur x dan umur x+n** *Central mortality rate between age x and age x+n* | **Penakat (orang yang masih hidup) pada umur tepat x** *Survivors at exact age x* | **Bilangan orang hidup-tahun di antara umur x dan umur x+n** *Number of person-years lived between age x and age x+n* | **Nisbah ketakatan** *Survival ratio* | **Jumlah bilangan orang hidup-tahun selepas umur tepat x** *Total number of person-years lived after exact age x* | **Jangkaan hayat** *Life expectancy* |
|---|---|---|---|---|---|---|---|---|
| **x** | $_nq_x$ | $_nd_x$ | $_nm_x$ | $l_x$ | $_nL_x$ | $_nS_x$ | $T_x$ | $e_x$ |
| **Lelaki dan Perempuan** *Both sexes* | | | | | | | | |
| **0** | 0.00844 | 844 | 0.00851 | 100,000 | 99,219 | 0.99124 [a] | 7,421,190 | 74.2 |
| **1** | 0.00090 | 90 | 0.00023 | 99,156 | 396,399 | 0.99901 [b] | 7,321,971 | 73.8 |
| **5** | 0.00082 | 81 | 0.00016 | 99,066 | 495,127 | 0.99882 | 6,925,572 | 69.9 |
| **10** | 0.00154 | 152 | 0.00031 | 98,985 | 494,543 | 0.99797 | 6,430,445 | 65.0 |
| **15** | 0.00253 | 250 | 0.00051 | 98,832 | 493,537 | 0.99675 | 5,935,902 | 60.1 |
| **20** | 0.00398 | 392 | 0.00080 | 98,582 | 491,931 | 0.99565 | 5,442,365 | 55.2 |
| **25** | 0.00473 | 464 | 0.00095 | 98,190 | 489,790 | 0.99526 | 4,950,433 | 50.4 |
| **30** | 0.00476 | 465 | 0.00095 | 97,726 | 487,467 | 0.99454 | 4,460,643 | 45.6 |
| **35** | 0.00616 | 599 | 0.00124 | 97,261 | 484,807 | 0.99105 | 3,973,176 | 40.9 |
| **40** | 0.01176 | 1,137 | 0.00237 | 96,662 | 480,468 | 0.98444 | 3,488,369 | 36.1 |
| **45** | 0.01941 | 1,854 | 0.00392 | 95,525 | 472,991 | 0.97347 | 3,007,902 | 31.5 |
| **50** | 0.03380 | 3,166 | 0.00688 | 93,671 | 460,441 | 0.95831 | 2,534,911 | 27.1 |
| **55** | 0.04986 | 4,513 | 0.01023 | 90,505 | 441,244 | 0.94093 | 2,074,471 | 22.9 |
| **60** | 0.06877 | 5,914 | 0.01424 | 85,992 | 415,178 | 0.91334 | 1,633,227 | 19.0 |
| **65** | 0.10588 | 8,479 | 0.02236 | 80,079 | 379,197 | 0.85418 | 1,218,049 | 15.2 |
| **70** | 0.19049 | 13,639 | 0.04211 | 71,600 | 323,902 | 0.77042 | 838,851 | 11.7 |
| **75** | 0.27786 | 16,105 | 0.06454 | 57,961 | 249,541 | 0.51541 [c] | 514,949 | 8.9 |
| **80+** | 1.00000 | 41,856 | 0.15770 | 41,856 | 265,408 | - | 265,408 | 6.3 |
| **Lelaki** *Male* | | | | | | | | |
| **0** | 0.00850 | 850 | 0.00857 | 100,000 | 99,207 | 0.99145 [a] | 7,193,535 | 71.9 |
| **1** | 0.00035 | 34 | 0.00009 | 99,150 | 396,518 | 0.99970 [b] | 7,094,328 | 71.6 |
| **5** | 0.00000 | - | 0.00000 | 99,116 | 495,578 | 0.99876 | 6,697,810 | 67.6 |
| **10** | 0.00249 | 246 | 0.00050 | 99,116 | 494,962 | 0.99691 | 6,202,233 | 62.6 |
| **15** | 0.00371 | 366 | 0.00074 | 98,869 | 493,430 | 0.99518 | 5,707,271 | 57.7 |
| **20** | 0.00595 | 586 | 0.00119 | 98,503 | 491,049 | 0.99392 | 5,213,841 | 52.9 |
| **25** | 0.00621 | 608 | 0.00125 | 97,917 | 488,064 | 0.99410 | 4,722,792 | 48.2 |
| **30** | 0.00558 | 543 | 0.00112 | 97,309 | 485,186 | 0.99318 | 4,234,728 | 43.5 |
| **35** | 0.00807 | 781 | 0.00162 | 96,766 | 481,875 | 0.98857 | 3,749,542 | 38.7 |
| **40** | 0.01482 | 1,423 | 0.00299 | 95,985 | 476,366 | 0.98003 | 3,267,667 | 34.0 |
| **45** | 0.02518 | 2,381 | 0.00510 | 94,562 | 466,855 | 0.96626 | 2,791,301 | 29.5 |
| **50** | 0.04251 | 3,918 | 0.00869 | 92,180 | 451,105 | 0.94815 | 2,324,447 | 25.2 |
| **55** | 0.06161 | 5,438 | 0.01271 | 88,262 | 427,715 | 0.92823 | 1,873,341 | 21.2 |
| **60** | 0.08259 | 6,840 | 0.01723 | 82,824 | 397,019 | 0.88712 | 1,445,626 | 17.5 |
| **65** | 0.14589 | 11,085 | 0.03147 | 75,984 | 352,206 | 0.81149 | 1,048,607 | 13.8 |
| **70** | 0.23840 | 15,472 | 0.05413 | 64,899 | 285,813 | 0.73233 | 696,402 | 10.7 |
| **75** | 0.30609 | 15,129 | 0.07228 | 49,427 | 209,310 | 0.49022 [c] | 410,589 | 8.3 |
| **80+** | 1.00000 | 34,298 | 0.17040 | 34,298 | 201,278 | - | 201,278 | 5.9 |
| **Perempuan** *Female* | | | | | | | | |
| **0** | 0.00839 | 839 | 0.00845 | 100,000 | 99,224 | 0.99099 [a] | 7,687,785 | 76.9 |
| **1** | 0.00151 | 150 | 0.00038 | 99,161 | 396,272 | 0.99832 [b] | 7,588,561 | 76.5 |
| **5** | 0.00158 | 156 | 0.00032 | 99,011 | 494,666 | 0.99895 | 7,192,289 | 72.6 |
| **10** | 0.00053 | 52 | 0.00011 | 98,855 | 494,144 | 0.99913 | 6,697,623 | 67.8 |
| **15** | 0.00122 | 120 | 0.00024 | 98,803 | 493,712 | 0.99862 | 6,203,479 | 62.8 |
| **20** | 0.00155 | 153 | 0.00031 | 98,682 | 493,029 | 0.99781 | 5,709,767 | 57.9 |
| **25** | 0.00282 | 278 | 0.00056 | 98,529 | 491,951 | 0.99669 | 5,216,738 | 52.9 |
| **30** | 0.00379 | 373 | 0.00076 | 98,251 | 490,324 | 0.99614 | 4,724,788 | 48.1 |
| **35** | 0.00392 | 384 | 0.00079 | 97,879 | 488,433 | 0.99384 | 4,234,463 | 43.3 |
| **40** | 0.00840 | 819 | 0.00169 | 97,495 | 485,425 | 0.98937 | 3,746,030 | 38.4 |
| **45** | 0.01288 | 1,245 | 0.00259 | 96,676 | 480,265 | 0.98123 | 3,260,605 | 33.7 |
| **50** | 0.02475 | 2,362 | 0.00501 | 95,430 | 471,248 | 0.96884 | 2,780,340 | 29.1 |
| **55** | 0.03774 | 3,513 | 0.00769 | 93,069 | 456,563 | 0.95419 | 2,309,092 | 24.8 |
| **60** | 0.05420 | 4,854 | 0.01114 | 89,556 | 435,647 | 0.93946 | 1,852,529 | 20.7 |
| **65** | 0.06724 | 5,696 | 0.01392 | 84,702 | 409,273 | 0.89433 | 1,416,883 | 16.7 |
| **70** | 0.14686 | 11,603 | 0.03170 | 79,007 | 366,027 | 0.80492 | 1,007,609 | 12.8 |
| **75** | 0.25159 | 16,958 | 0.05756 | 67,404 | 294,624 | 0.54079 [c] | 641,583 | 9.5 |
| **80+** | 1.00000 | 50,446 | 0.14539 | 50,446 | 346,959 | - | 346,959 | 6.9 |

**Nota:** *Notes:*
[a] **Daripada umur 0 hingga kumpulan umur 1-4** *From age of 0 to age group 1-4*
[b] **Daripada umur 0, kumpulan umur 1-4 hingga kumpulan umur 5-9** *From age of 0, age group 1-4 to age group 5-9*
[c] **Daripada umur 75 hingga 80+** *From age of 75 to 80+*

**Muka surat ini sengaja dibiarkan kosong**

*This page is deliberately left blank*

# NEGERI & DAERAH PENTADBIRAN

## *STATE & ADMINISTRATIVE DISTRICT*

# KEDAH
# 2024

**Muka surat ini sengaja dibiarkan kosong**

*This page is deliberately left blank*

**Jadual 3.2: Jadual hayat ringkas mengikut jantina dan umur, Kedah, 2024**
*Table 3.2: Abridged life table by sex and age, Kedah, 2024*

| **Umur** *Age* | **Kebarangkalian mati di antara umur x dan umur x+n** *Probability of dying between age x and age x+n* | **Bilangan kematian di antara umur x dan umur x+n** *Number of deaths between age x and age x+n* | **Kadar tengah mortaliti di antara umur x dan umur x+n** *Central mortality rate between age x and age x+n* | **Penakat (orang yang masih hidup) pada umur tepat x** *Survivors at exact age x* | **Bilangan orang hidup-tahun di antara umur x dan umur x+n** *Number of person-years lived between age x and age x+n* | **Nisbah ketakatan** *Survival ratio* | **Jumlah bilangan orang hidup-tahun selepas umur tepat x** *Total number of person-years lived after exact age x* | **Jangkaan hayat** *Life expectancy* |
|---|---|---|---|---|---|---|---|---|
| **x** | $_nq_x$ | $_nd_x$ | $_nm_x$ | $l_x$ | $_nL_x$ | $_nS_x$ | $T_x$ | $e_x$ |
| **Lelaki dan Perempuan** *Both sexes* | | | | | | | | |
| **0** | 0.00630 | 630 | 0.00633 | 100,000 | 99,414 | 0.99317 [a] | 7,270,869 | 72.7 |
| **1** | 0.00126 | 125 | 0.00032 | 99,370 | 397,170 | 0.99877 [b] | 7,171,455 | 72.2 |
| **5** | 0.00101 | 100 | 0.00020 | 99,245 | 495,975 | 0.99880 | 6,774,285 | 68.3 |
| **10** | 0.00139 | 138 | 0.00028 | 99,145 | 495,379 | 0.99715 | 6,278,309 | 63.3 |
| **15** | 0.00430 | 426 | 0.00086 | 99,007 | 493,969 | 0.99577 | 5,782,930 | 58.4 |
| **20** | 0.00415 | 410 | 0.00083 | 98,581 | 491,880 | 0.99562 | 5,288,961 | 53.7 |
| **25** | 0.00461 | 453 | 0.00092 | 98,171 | 489,725 | 0.99404 | 4,797,081 | 48.9 |
| **30** | 0.00731 | 714 | 0.00147 | 97,719 | 486,808 | 0.98989 | 4,307,356 | 44.1 |
| **35** | 0.01292 | 1,254 | 0.00260 | 97,004 | 481,888 | 0.98314 | 3,820,548 | 39.4 |
| **40** | 0.02084 | 1,996 | 0.00421 | 95,751 | 473,765 | 0.97475 | 3,338,660 | 34.9 |
| **45** | 0.02976 | 2,790 | 0.00604 | 93,755 | 461,800 | 0.96392 | 2,864,895 | 30.6 |
| **50** | 0.04259 | 3,874 | 0.00870 | 90,965 | 445,140 | 0.94867 | 2,403,095 | 26.4 |
| **55** | 0.06045 | 5,265 | 0.01247 | 87,091 | 422,293 | 0.92533 | 1,957,954 | 22.5 |
| **60** | 0.08980 | 7,348 | 0.01880 | 81,826 | 390,761 | 0.89754 | 1,535,661 | 18.8 |
| **65** | 0.11637 | 8,667 | 0.02471 | 74,478 | 350,722 | 0.85659 | 1,144,901 | 15.4 |
| **70** | 0.17400 | 11,451 | 0.03812 | 65,811 | 300,427 | 0.79175 | 794,178 | 12.1 |
| **75** | 0.24972 | 13,575 | 0.05707 | 54,360 | 237,863 | 0.51825 [c] | 493,752 | 9.1 |
| **80+** | 1.00000 | 40,785 | 0.15939 | 40,785 | 255,889 | - | 255,889 | 6.3 |
| **Lelaki** *Male* | | | | | | | | |
| **0** | 0.00650 | 650 | 0.00654 | 100,000 | 99,390 | 0.99290 [a] | 6,998,030 | 70.0 |
| **1** | 0.00145 | 144 | 0.00036 | 99,350 | 397,059 | 0.99853 [b] | 6,898,640 | 69.4 |
| **5** | 0.00126 | 125 | 0.00025 | 99,206 | 495,717 | 0.99850 | 6,501,582 | 65.5 |
| **10** | 0.00174 | 172 | 0.00035 | 99,081 | 494,975 | 0.99586 | 6,005,865 | 60.6 |
| **15** | 0.00654 | 647 | 0.00131 | 98,909 | 492,926 | 0.99386 | 5,510,890 | 55.7 |
| **20** | 0.00574 | 564 | 0.00115 | 98,262 | 489,898 | 0.99415 | 5,017,964 | 51.1 |
| **25** | 0.00596 | 582 | 0.00119 | 97,698 | 487,034 | 0.99226 | 4,528,066 | 46.3 |
| **30** | 0.00953 | 926 | 0.00192 | 97,116 | 483,265 | 0.98651 | 4,041,033 | 41.6 |
| **35** | 0.01748 | 1,682 | 0.00353 | 96,190 | 476,747 | 0.97753 | 3,557,768 | 37.0 |
| **40** | 0.02754 | 2,603 | 0.00559 | 94,509 | 466,036 | 0.96689 | 3,081,021 | 32.6 |
| **45** | 0.03883 | 3,568 | 0.00792 | 91,906 | 450,608 | 0.95265 | 2,614,985 | 28.5 |
| **50** | 0.05622 | 4,966 | 0.01157 | 88,337 | 429,271 | 0.93329 | 2,164,377 | 24.5 |
| **55** | 0.07784 | 6,489 | 0.01620 | 83,371 | 400,633 | 0.90584 | 1,735,106 | 20.8 |
| **60** | 0.11185 | 8,599 | 0.02370 | 76,882 | 362,911 | 0.87180 | 1,334,473 | 17.4 |
| **65** | 0.14661 | 10,011 | 0.03164 | 68,283 | 316,385 | 0.82676 | 971,563 | 14.2 |
| **70** | 0.20445 | 11,914 | 0.04555 | 58,272 | 261,574 | 0.76235 | 655,177 | 11.2 |
| **75** | 0.27938 | 12,951 | 0.06495 | 46,358 | 199,412 | 0.49337 [c] | 393,603 | 8.5 |
| **80+** | 1.00000 | 33,407 | 0.17203 | 33,407 | 194,191 | - | 194,191 | 5.8 |
| **Perempuan** *Female* | | | | | | | | |
| **0** | 0.00608 | 608 | 0.00611 | 100,000 | 99,433 | 0.99349 [a] | 7,570,182 | 75.7 |
| **1** | 0.00105 | 104 | 0.00026 | 99,392 | 397,309 | 0.99902 [b] | 7,470,748 | 75.2 |
| **5** | 0.00075 | 74 | 0.00015 | 99,288 | 496,254 | 0.99912 | 7,073,439 | 71.2 |
| **10** | 0.00102 | 101 | 0.00020 | 99,214 | 495,815 | 0.99855 | 6,577,185 | 66.3 |
| **15** | 0.00188 | 186 | 0.00038 | 99,112 | 495,096 | 0.99792 | 6,081,370 | 61.4 |
| **20** | 0.00227 | 225 | 0.00046 | 98,926 | 494,067 | 0.99738 | 5,586,274 | 56.5 |
| **25** | 0.00297 | 293 | 0.00060 | 98,701 | 492,772 | 0.99610 | 5,092,207 | 51.6 |
| **30** | 0.00483 | 475 | 0.00097 | 98,408 | 490,851 | 0.99348 | 4,599,435 | 46.7 |
| **35** | 0.00822 | 805 | 0.00165 | 97,932 | 487,650 | 0.98882 | 4,108,584 | 42.0 |
| **40** | 0.01416 | 1,376 | 0.00285 | 97,128 | 482,199 | 0.98267 | 3,620,934 | 37.3 |
| **45** | 0.02055 | 1,968 | 0.00415 | 95,752 | 473,841 | 0.97480 | 3,138,735 | 32.8 |
| **50** | 0.02994 | 2,808 | 0.00608 | 93,784 | 461,901 | 0.96291 | 2,664,894 | 28.4 |
| **55** | 0.04446 | 4,045 | 0.00909 | 90,976 | 444,768 | 0.94346 | 2,202,993 | 24.2 |
| **60** | 0.06919 | 6,014 | 0.01433 | 86,931 | 419,620 | 0.92085 | 1,758,225 | 20.2 |
| **65** | 0.08986 | 7,271 | 0.01882 | 80,917 | 386,406 | 0.88333 | 1,338,605 | 16.5 |
| **70** | 0.14612 | 10,761 | 0.03153 | 73,646 | 341,325 | 0.81864 | 952,200 | 12.9 |
| **75** | 0.22263 | 14,000 | 0.05010 | 62,885 | 279,423 | 0.54259 [c] | 610,874 | 9.7 |
| **80+** | 1.00000 | 48,885 | 0.14749 | 48,885 | 331,451 | - | 331,451 | 6.8 |

**Nota:** *Notes:*
[a] **Daripada umur 0 hingga kumpulan umur 1-4** *From age of 0 to age group 1-4*
[b] **Daripada umur 0, kumpulan umur 1-4 hingga kumpulan umur 5-9** *From age of 0, age group 1-4 to age group 5-9*
[c] **Daripada umur 75 hingga 80+** *From age of 75 to 80+*

**Jadual 3.2.1: Jadual hayat ringkas mengikut jantina dan umur, Baling, Kedah, 2024**
*Table 3.2.1: Abridged life table by sex and age, Baling, Kedah, 2024*

| **Umur** *Age* | **Kebarangkalian mati di antara umur x dan umur x+n** *Probability of dying between age x and age x+n* | **Bilangan kematian di antara umur x dan umur x+n** *Number of deaths between age x and age x+n* | **Kadar tengah mortaliti di antara umur x dan umur x+n** *Central mortality rate between age x and age x+n* | **Penakat (orang yang masih hidup) pada umur tepat x** *Survivors at exact age x* | **Bilangan orang hidup-tahun di antara umur x dan umur x+n** *Number of person-years lived between age x and age x+n* | **Nisbah ketakatan** *Survival ratio* | **Jumlah bilangan orang hidup-tahun selepas umur tepat x** *Total number of person-years lived after exact age x* | **Jangkaan hayat** *Life expectancy* |
|---|---|---|---|---|---|---|---|---|
| **x** | $_nq_x$ | $_nd_x$ | $_nm_x$ | $l_x$ | $_nL_x$ | $_nS_x$ | $T_x$ | $e_x$ |
| **Lelaki dan Perempuan** *Both sexes* | | | | | | | | |
| **0** | 0.00601 | 601 | 0.00604 | 100,000 | 99,440 | 0.99329 [a] | 6,935,865 | 69.4 |
| **1** | 0.00158 | 157 | 0.00040 | 99,399 | 397,205 | 0.99824 [b] | 6,836,425 | 68.8 |
| **5** | 0.00177 | 176 | 0.00035 | 99,242 | 495,769 | 0.99809 | 6,439,220 | 64.9 |
| **10** | 0.00205 | 203 | 0.00041 | 99,066 | 494,821 | 0.99594 | 5,943,452 | 60.0 |
| **15** | 0.00608 | 601 | 0.00122 | 98,862 | 492,810 | 0.99344 | 5,448,631 | 55.1 |
| **20** | 0.00705 | 693 | 0.00142 | 98,262 | 489,575 | 0.99293 | 4,955,821 | 50.4 |
| **25** | 0.00709 | 692 | 0.00142 | 97,568 | 486,113 | 0.99086 | 4,466,246 | 45.8 |
| **30** | 0.01120 | 1,085 | 0.00225 | 96,877 | 481,672 | 0.98575 | 3,980,133 | 41.1 |
| **35** | 0.01734 | 1,661 | 0.00350 | 95,792 | 474,808 | 0.97765 | 3,498,461 | 36.5 |
| **40** | 0.02745 | 2,584 | 0.00557 | 94,131 | 464,196 | 0.96650 | 3,023,653 | 32.1 |
| **45** | 0.03972 | 3,636 | 0.00810 | 91,547 | 448,646 | 0.95567 | 2,559,457 | 28.0 |
| **50** | 0.04914 | 4,320 | 0.01008 | 87,911 | 428,756 | 0.93613 | 2,110,811 | 24.0 |
| **55** | 0.07937 | 6,635 | 0.01653 | 83,591 | 401,370 | 0.90018 | 1,682,054 | 20.1 |
| **60** | 0.12203 | 9,391 | 0.02599 | 76,957 | 361,305 | 0.86090 | 1,280,684 | 16.6 |
| **65** | 0.15855 | 10,712 | 0.03444 | 67,565 | 311,047 | 0.80854 | 919,379 | 13.6 |
| **70** | 0.23059 | 13,110 | 0.05213 | 56,853 | 251,492 | 0.73751 | 608,333 | 10.7 |
| **75** | 0.30395 | 13,296 | 0.07168 | 43,744 | 185,479 | 0.48022 [c] | 356,840 | 8.2 |
| **80+** | 1.00000 | 30,448 | 0.17768 | 30,448 | 171,361 | - | 171,361 | 5.6 |
| **Lelaki** *Male* | | | | | | | | |
| **0** | 0.00704 | 704 | 0.00709 | 100,000 | 99,340 | 0.99204 [a] | 6,641,014 | 66.4 |
| **1** | 0.00214 | 213 | 0.00054 | 99,296 | 396,680 | 0.99793 [b] | 6,541,673 | 65.9 |
| **5** | 0.00170 | 168 | 0.00034 | 99,083 | 494,996 | 0.99778 | 6,144,993 | 62.0 |
| **10** | 0.00275 | 272 | 0.00055 | 98,915 | 493,895 | 0.99438 | 5,649,997 | 57.1 |
| **15** | 0.00850 | 839 | 0.00171 | 98,643 | 491,119 | 0.99120 | 5,156,102 | 52.3 |
| **20** | 0.00911 | 891 | 0.00183 | 97,804 | 486,795 | 0.99060 | 4,664,984 | 47.7 |
| **25** | 0.00970 | 940 | 0.00195 | 96,914 | 482,218 | 0.98818 | 4,178,189 | 43.1 |
| **30** | 0.01396 | 1,340 | 0.00281 | 95,973 | 476,517 | 0.98100 | 3,695,971 | 38.5 |
| **35** | 0.02410 | 2,281 | 0.00488 | 94,633 | 467,465 | 0.97224 | 3,219,454 | 34.0 |
| **40** | 0.03151 | 2,910 | 0.00640 | 92,353 | 454,489 | 0.96023 | 2,751,988 | 29.8 |
| **45** | 0.04830 | 4,320 | 0.00990 | 89,443 | 436,415 | 0.94599 | 2,297,499 | 25.7 |
| **50** | 0.06002 | 5,109 | 0.01237 | 85,123 | 412,844 | 0.92071 | 1,861,084 | 21.9 |
| **55** | 0.09980 | 7,986 | 0.02101 | 80,014 | 380,108 | 0.87180 | 1,448,240 | 18.1 |
| **60** | 0.15974 | 11,506 | 0.03472 | 72,029 | 331,379 | 0.82093 | 1,068,132 | 14.8 |
| **65** | 0.20206 | 12,229 | 0.04495 | 60,523 | 272,040 | 0.75988 | 736,753 | 12.2 |
| **70** | 0.28781 | 13,899 | 0.06724 | 48,293 | 206,718 | 0.68847 | 464,714 | 9.6 |
| **75** | 0.34483 | 11,860 | 0.08333 | 34,394 | 142,320 | 0.44836 [c] | 257,995 | 7.5 |
| **80+** | 1.00000 | 22,534 | 0.19480 | 22,534 | 115,675 | - | 115,675 | 5.1 |
| **Perempuan** *Female* | | | | | | | | |
| **0** | 0.00494 | 494 | 0.00497 | 100,000 | 99,538 | 0.99463 [a] | 7,274,408 | 72.7 |
| **1** | 0.00100 | 99 | 0.00025 | 99,506 | 397,776 | 0.99851 [b] | 7,174,870 | 72.1 |
| **5** | 0.00185 | 184 | 0.00037 | 99,406 | 496,572 | 0.99842 | 6,777,094 | 68.2 |
| **10** | 0.00132 | 131 | 0.00026 | 99,223 | 495,786 | 0.99761 | 6,280,522 | 63.3 |
| **15** | 0.00345 | 342 | 0.00069 | 99,092 | 494,603 | 0.99597 | 5,784,737 | 58.4 |
| **20** | 0.00461 | 455 | 0.00092 | 98,750 | 492,610 | 0.99570 | 5,290,133 | 53.6 |
| **25** | 0.00400 | 393 | 0.00080 | 98,295 | 490,490 | 0.99398 | 4,797,523 | 48.8 |
| **30** | 0.00806 | 789 | 0.00162 | 97,902 | 487,535 | 0.99084 | 4,307,033 | 44.0 |
| **35** | 0.01028 | 998 | 0.00207 | 97,113 | 483,067 | 0.98319 | 3,819,497 | 39.3 |
| **40** | 0.02341 | 2,250 | 0.00474 | 96,114 | 474,946 | 0.97299 | 3,336,430 | 34.7 |
| **45** | 0.03069 | 2,880 | 0.00623 | 93,864 | 462,120 | 0.96532 | 2,861,484 | 30.5 |
| **50** | 0.03880 | 3,530 | 0.00791 | 90,984 | 446,094 | 0.95099 | 2,399,365 | 26.4 |
| **55** | 0.05964 | 5,216 | 0.01229 | 87,454 | 424,230 | 0.92760 | 1,953,271 | 22.3 |
| **60** | 0.08597 | 7,070 | 0.01797 | 82,238 | 393,516 | 0.89772 | 1,529,041 | 18.6 |
| **65** | 0.12013 | 9,030 | 0.02556 | 75,168 | 353,267 | 0.85189 | 1,135,524 | 15.1 |
| **70** | 0.17991 | 11,899 | 0.03954 | 66,138 | 300,944 | 0.78043 | 782,257 | 11.8 |
| **75** | 0.26793 | 14,533 | 0.06188 | 54,239 | 234,866 | 0.51203 [c] | 481,313 | 8.9 |
| **80+** | 1.00000 | 39,707 | 0.16112 | 39,707 | 246,447 | - | 246,447 | 6.2 |

**Nota:** *Notes:*
[a] **Daripada umur 0 hingga kumpulan umur 1-4** *From age of 0 to age group 1-4*
[b] **Daripada umur 0, kumpulan umur 1-4 hingga kumpulan umur 5-9** *From age of 0, age group 1-4 to age group 5-9*
[c] **Daripada umur 75 hingga 80+** *From age of 75 to 80+*

**Jadual 3.2.2: Jadual hayat ringkas mengikut jantina dan umur, Bandar Baharu, Kedah, 2024**
*Table 3.2.2: Abridged life table by sex and age, Bandar Baharu, Kedah, 2024*

| **Umur** *Age* | **Kebarangkalian mati di antara umur x dan umur x+n** *Probability of dying between age x and age x+n* | **Bilangan kematian di antara umur x dan umur x+n** *Number of deaths between age x and age x+n* | **Kadar tengah mortaliti di antara umur x dan umur x+n** *Central mortality rate between age x and age x+n* | **Penakat (orang yang masih hidup) pada umur tepat x** *Survivors at exact age x* | **Bilangan orang hidup-tahun di antara umur x dan umur x+n** *Number of person-years lived between age x and age x+n* | **Nisbah ketakatan** *Survival ratio* | **Jumlah bilangan orang hidup-tahun selepas umur tepat x** *Total number of person-years lived after exact age x* | **Jangkaan hayat** *Life expectancy* |
|---|---|---|---|---|---|---|---|---|
| **x** | $_nq_x$ | $_nd_x$ | $_nm_x$ | $l_x$ | $_nL_x$ | $_nS_x$ | $T_x$ | $e_x$ |
| **Lelaki dan Perempuan** *Both sexes* | | | | | | | | |
| **0** | 0.00735 | 735 | 0.00740 | 100,000 | 99,318 | 0.99207 [a] | 6,994,428 | 69.9 |
| **1** | 0.00139 | 138 | 0.00035 | 99,265 | 396,717 | 0.99856 [b] | 6,895,110 | 69.5 |
| **5** | 0.00127 | 126 | 0.00025 | 99,127 | 495,320 | 0.99894 | 6,498,393 | 65.6 |
| **10** | 0.00084 | 84 | 0.00017 | 99,001 | 494,796 | 0.99821 | 6,003,073 | 60.6 |
| **15** | 0.00273 | 270 | 0.00055 | 98,917 | 493,911 | 0.99506 | 5,508,277 | 55.7 |
| **20** | 0.00715 | 705 | 0.00144 | 98,647 | 491,472 | 0.99333 | 5,014,366 | 50.8 |
| **25** | 0.00618 | 606 | 0.00124 | 97,942 | 488,194 | 0.99317 | 4,522,894 | 46.2 |
| **30** | 0.00748 | 728 | 0.00150 | 97,336 | 484,860 | 0.98619 | 4,034,699 | 41.5 |
| **35** | 0.02019 | 1,950 | 0.00408 | 96,608 | 478,165 | 0.97671 | 3,549,839 | 36.7 |
| **40** | 0.02647 | 2,505 | 0.00536 | 94,658 | 467,026 | 0.97165 | 3,071,675 | 32.5 |
| **45** | 0.03029 | 2,792 | 0.00615 | 92,153 | 453,785 | 0.95839 | 2,604,649 | 28.3 |
| **50** | 0.05328 | 4,761 | 0.01095 | 89,361 | 434,902 | 0.93021 | 2,150,864 | 24.1 |
| **55** | 0.08722 | 7,379 | 0.01824 | 84,600 | 404,552 | 0.89454 | 1,715,962 | 20.3 |
| **60** | 0.12544 | 9,687 | 0.02677 | 77,221 | 361,889 | 0.86729 | 1,311,410 | 17.0 |
| **65** | 0.14101 | 9,523 | 0.03034 | 67,535 | 313,864 | 0.82681 | 949,521 | 14.1 |
| **70** | 0.21066 | 12,220 | 0.04709 | 58,011 | 259,505 | 0.74798 | 635,656 | 11.0 |
| **75** | 0.30443 | 13,940 | 0.07182 | 45,791 | 194,104 | 0.48397 [c] | 376,152 | 8.2 |
| **80+** | 1.00000 | 31,851 | 0.17496 | 31,851 | 182,048 | - | 182,048 | 5.7 |
| **Lelaki** *Male* | | | | | | | | |
| **0** | 0.00755 | 755 | 0.00760 | 100,000 | 99,294 | 0.99213 [a] | 6,719,304 | 67.2 |
| **1** | 0.00088 | 88 | 0.00022 | 99,245 | 396,773 | 0.99861 [b] | 6,620,011 | 66.7 |
| **5** | 0.00166 | 164 | 0.00033 | 99,158 | 495,377 | 0.99835 | 6,223,237 | 62.8 |
| **10** | 0.00165 | 163 | 0.00033 | 98,993 | 494,558 | 0.99653 | 5,727,860 | 57.9 |
| **15** | 0.00529 | 523 | 0.00106 | 98,830 | 492,844 | 0.99231 | 5,233,302 | 53.0 |
| **20** | 0.01011 | 994 | 0.00203 | 98,307 | 489,054 | 0.99100 | 4,740,458 | 48.2 |
| **25** | 0.00789 | 768 | 0.00158 | 97,314 | 484,650 | 0.99194 | 4,251,405 | 43.7 |
| **30** | 0.00823 | 794 | 0.00165 | 96,546 | 480,745 | 0.98273 | 3,766,754 | 39.0 |
| **35** | 0.02639 | 2,527 | 0.00535 | 95,752 | 472,441 | 0.96881 | 3,286,010 | 34.3 |
| **40** | 0.03612 | 3,367 | 0.00736 | 93,225 | 457,706 | 0.96287 | 2,813,569 | 30.2 |
| **45** | 0.03818 | 3,431 | 0.00778 | 89,858 | 440,711 | 0.94686 | 2,355,863 | 26.2 |
| **50** | 0.06870 | 5,938 | 0.01423 | 86,427 | 417,290 | 0.90974 | 1,915,152 | 22.2 |
| **55** | 0.11341 | 9,128 | 0.02404 | 80,489 | 379,625 | 0.86862 | 1,497,863 | 18.6 |
| **60** | 0.15164 | 10,821 | 0.03282 | 71,361 | 329,752 | 0.85348 | 1,118,237 | 15.7 |
| **65** | 0.14049 | 8,505 | 0.03022 | 60,540 | 281,436 | 0.79548 | 788,486 | 13.0 |
| **70** | 0.27903 | 14,519 | 0.06485 | 52,035 | 223,875 | 0.69175 | 507,050 | 9.7 |
| **75** | 0.34878 | 13,085 | 0.08449 | 37,516 | 154,866 | 0.45311 [c] | 283,175 | 7.5 |
| **80+** | 1.00000 | 24,431 | 0.19041 | 24,431 | 128,309 | - | 128,309 | 5.3 |
| **Perempuan** *Female* | | | | | | | | |
| **0** | 0.00713 | 713 | 0.00718 | 100,000 | 99,338 | 0.99201 [a] | 7,301,462 | 73.0 |
| **1** | 0.00195 | 194 | 0.00049 | 99,287 | 396,665 | 0.99848 [b] | 7,202,124 | 72.5 |
| **5** | 0.00087 | 86 | 0.00017 | 99,093 | 495,250 | 0.99957 | 6,805,459 | 68.7 |
| **10** | 0.00000 | - | 0.00000 | 99,007 | 495,034 | 1.00000 | 6,310,209 | 63.7 |
| **15** | 0.00000 | - | 0.00000 | 99,007 | 495,034 | 0.99823 | 5,815,175 | 58.7 |
| **20** | 0.00353 | 350 | 0.00071 | 99,007 | 494,160 | 0.99620 | 5,320,141 | 53.7 |
| **25** | 0.00407 | 402 | 0.00082 | 98,657 | 492,281 | 0.99466 | 4,825,981 | 48.9 |
| **30** | 0.00662 | 650 | 0.00133 | 98,255 | 489,651 | 0.98993 | 4,333,699 | 44.1 |
| **35** | 0.01355 | 1,323 | 0.00273 | 97,605 | 484,719 | 0.98495 | 3,844,048 | 39.4 |
| **40** | 0.01658 | 1,596 | 0.00334 | 96,283 | 477,422 | 0.98080 | 3,359,329 | 34.9 |
| **45** | 0.02186 | 2,070 | 0.00442 | 94,686 | 468,256 | 0.97000 | 2,881,907 | 30.4 |
| **50** | 0.03831 | 3,549 | 0.00781 | 92,616 | 454,209 | 0.94975 | 2,413,652 | 26.1 |
| **55** | 0.06265 | 5,581 | 0.01294 | 89,068 | 431,387 | 0.91919 | 1,959,442 | 22.0 |
| **60** | 0.10018 | 8,364 | 0.02109 | 83,487 | 396,526 | 0.88026 | 1,528,056 | 18.3 |
| **65** | 0.14148 | 10,629 | 0.03045 | 75,123 | 349,045 | 0.85335 | 1,131,530 | 15.1 |
| **70** | 0.15267 | 9,847 | 0.03306 | 64,495 | 297,857 | 0.79367 | 782,485 | 12.1 |
| **75** | 0.26966 | 14,737 | 0.06234 | 54,648 | 236,399 | 0.51220 [c] | 484,628 | 8.9 |
| **80+** | 1.00000 | 39,912 | 0.16079 | 39,912 | 248,229 | - | 248,229 | 6.2 |

**Nota:** *Notes:*
[a] **Daripada umur 0 hingga kumpulan umur 1-4** *From age of 0 to age group 1-4*
[b] **Daripada umur 0, kumpulan umur 1-4 hingga kumpulan umur 5-9** *From age of 0, age group 1-4 to age group 5-9*
[c] **Daripada umur 75 hingga 80+** *From age of 75 to 80+*

**Jadual 3.2.3: Jadual hayat ringkas mengikut jantina dan umur, Kota Setar, Kedah, 2024**
*Table 3.2.3: Abridged life table by sex and age, Kota Setar, Kedah, 2024*

| **Umur** *Age* | **Kebarangkalian mati di antara umur x dan umur x+n** *Probability of dying between age x and age x+n* | **Bilangan kematian di antara umur x dan umur x+n** *Number of deaths between age x and age x+n* | **Kadar tengah mortaliti di antara umur x dan umur x+n** *Central mortality rate between age x and age x+n* | **Penakat (orang yang masih hidup) pada umur tepat x** *Survivors at exact age x* | **Bilangan orang hidup-tahun di antara umur x dan umur x+n** *Number of person-years lived between age x and age x+n* | **Nisbah ketakatan** *Survival ratio* | **Jumlah bilangan orang hidup-tahun selepas umur tepat x** *Total number of person-years lived after exact age x* | **Jangkaan hayat** *Life expectancy* |
|---|---|---|---|---|---|---|---|---|
| **x** | $_nq_x$ | $_nd_x$ | $_nm_x$ | $l_x$ | $_nL_x$ | $_nS_x$ | $T_x$ | $e_x$ |
| **Lelaki dan Perempuan** *Both sexes* | | | | | | | | |
| **0** | 0.00602 | 602 | 0.00606 | 100,000 | 99,439 | 0.99356 [a] | 7,241,931 | 72.4 |
| **1** | 0.00102 | 101 | 0.00026 | 99,398 | 397,339 | 0.99890 [b] | 7,142,492 | 71.9 |
| **5** | 0.00102 | 101 | 0.00020 | 99,296 | 496,229 | 0.99904 | 6,745,153 | 67.9 |
| **10** | 0.00089 | 89 | 0.00018 | 99,195 | 495,755 | 0.99795 | 6,248,924 | 63.0 |
| **15** | 0.00322 | 319 | 0.00064 | 99,107 | 494,736 | 0.99671 | 5,753,169 | 58.1 |
| **20** | 0.00337 | 333 | 0.00067 | 98,788 | 493,108 | 0.99617 | 5,258,433 | 53.2 |
| **25** | 0.00429 | 423 | 0.00086 | 98,455 | 491,219 | 0.99413 | 4,765,326 | 48.4 |
| **30** | 0.00745 | 730 | 0.00150 | 98,033 | 488,338 | 0.98926 | 4,274,106 | 43.6 |
| **35** | 0.01406 | 1,368 | 0.00283 | 97,302 | 483,092 | 0.98210 | 3,785,768 | 38.9 |
| **40** | 0.02180 | 2,092 | 0.00441 | 95,934 | 474,443 | 0.97447 | 3,302,676 | 34.4 |
| **45** | 0.02935 | 2,754 | 0.00596 | 93,843 | 462,329 | 0.96671 | 2,828,233 | 30.1 |
| **50** | 0.03736 | 3,403 | 0.00761 | 91,089 | 446,937 | 0.95153 | 2,365,905 | 26.0 |
| **55** | 0.06002 | 5,263 | 0.01238 | 87,686 | 425,273 | 0.92562 | 1,918,968 | 21.9 |
| **60** | 0.08967 | 7,391 | 0.01877 | 82,423 | 393,639 | 0.89196 | 1,493,696 | 18.1 |
| **65** | 0.12822 | 9,621 | 0.02740 | 75,033 | 351,111 | 0.84370 | 1,100,056 | 14.7 |
| **70** | 0.18851 | 12,330 | 0.04162 | 65,412 | 296,233 | 0.76342 | 748,945 | 11.4 |
| **75** | 0.29582 | 15,702 | 0.06943 | 53,081 | 226,151 | 0.50045 [c] | 452,712 | 8.5 |
| **80+** | 1.00000 | 37,379 | 0.16498 | 37,379 | 226,561 | - | 226,561 | 6.1 |
| **Lelaki** *Male* | | | | | | | | |
| **0** | 0.00514 | 514 | 0.00517 | 100,000 | 99,515 | 0.99420 [a] | 6,948,024 | 69.5 |
| **1** | 0.00153 | 152 | 0.00038 | 99,486 | 397,583 | 0.99840 [b] | 6,848,509 | 68.8 |
| **5** | 0.00146 | 145 | 0.00029 | 99,333 | 496,305 | 0.99866 | 6,450,926 | 64.9 |
| **10** | 0.00121 | 121 | 0.00024 | 99,189 | 495,642 | 0.99688 | 5,954,621 | 60.0 |
| **15** | 0.00502 | 498 | 0.00101 | 99,068 | 494,096 | 0.99478 | 5,458,979 | 55.1 |
| **20** | 0.00541 | 533 | 0.00108 | 98,570 | 491,519 | 0.99451 | 4,964,884 | 50.4 |
| **25** | 0.00558 | 547 | 0.00112 | 98,037 | 488,819 | 0.99213 | 4,473,365 | 45.6 |
| **30** | 0.01017 | 991 | 0.00204 | 97,490 | 484,973 | 0.98481 | 3,984,546 | 40.9 |
| **35** | 0.02027 | 1,956 | 0.00410 | 96,499 | 477,604 | 0.97519 | 3,499,573 | 36.3 |
| **40** | 0.02944 | 2,783 | 0.00598 | 94,543 | 465,755 | 0.96461 | 3,021,969 | 32.0 |
| **45** | 0.04151 | 3,809 | 0.00848 | 91,759 | 449,274 | 0.95366 | 2,556,214 | 27.9 |
| **50** | 0.05139 | 4,519 | 0.01055 | 87,950 | 428,453 | 0.93500 | 2,106,940 | 24.0 |
| **55** | 0.07936 | 6,621 | 0.01653 | 83,431 | 400,601 | 0.90487 | 1,678,488 | 20.1 |
| **60** | 0.11227 | 8,623 | 0.02379 | 76,810 | 362,491 | 0.86355 | 1,277,886 | 16.6 |
| **65** | 0.16368 | 11,161 | 0.03565 | 68,187 | 313,031 | 0.80747 | 915,396 | 13.4 |
| **70** | 0.22703 | 12,946 | 0.05122 | 57,026 | 252,763 | 0.72912 | 602,365 | 10.6 |
| **75** | 0.32761 | 14,441 | 0.07836 | 44,079 | 184,295 | 0.47284 [c] | 349,602 | 7.9 |
| **80+** | 1.00000 | 29,639 | 0.17929 | 29,639 | 165,307 | - | 165,307 | 5.6 |
| **Perempuan** *Female* | | | | | | | | |
| **0** | 0.00699 | 699 | 0.00703 | 100,000 | 99,351 | 0.99288 [a] | 7,553,882 | 75.5 |
| **1** | 0.00047 | 47 | 0.00012 | 99,301 | 397,089 | 0.99939 [b] | 7,454,532 | 75.1 |
| **5** | 0.00055 | 55 | 0.00011 | 99,255 | 496,136 | 0.99945 | 7,057,442 | 71.1 |
| **10** | 0.00055 | 54 | 0.00011 | 99,200 | 495,864 | 0.99906 | 6,561,306 | 66.1 |
| **15** | 0.00134 | 132 | 0.00027 | 99,146 | 495,397 | 0.99873 | 6,065,443 | 61.2 |
| **20** | 0.00121 | 119 | 0.00024 | 99,013 | 494,768 | 0.99795 | 5,570,045 | 56.3 |
| **25** | 0.00289 | 286 | 0.00058 | 98,894 | 493,754 | 0.99619 | 5,075,278 | 51.3 |
| **30** | 0.00472 | 466 | 0.00095 | 98,608 | 491,875 | 0.99352 | 4,581,523 | 46.5 |
| **35** | 0.00825 | 810 | 0.00166 | 98,142 | 488,686 | 0.98868 | 4,089,648 | 41.7 |
| **40** | 0.01441 | 1,402 | 0.00290 | 97,332 | 483,157 | 0.98401 | 3,600,962 | 37.0 |
| **45** | 0.01760 | 1,688 | 0.00355 | 95,930 | 475,430 | 0.97884 | 3,117,805 | 32.5 |
| **50** | 0.02478 | 2,336 | 0.00502 | 94,242 | 465,370 | 0.96633 | 2,642,375 | 28.0 |
| **55** | 0.04279 | 3,932 | 0.00874 | 91,906 | 449,699 | 0.94449 | 2,177,006 | 23.7 |
| **60** | 0.06880 | 6,053 | 0.01425 | 87,974 | 424,737 | 0.91721 | 1,727,306 | 19.6 |
| **65** | 0.09781 | 8,013 | 0.02057 | 81,921 | 389,574 | 0.87524 | 1,302,569 | 15.9 |
| **70** | 0.15462 | 11,428 | 0.03352 | 73,908 | 340,972 | 0.79367 | 912,995 | 12.4 |
| **75** | 0.26749 | 16,713 | 0.06176 | 62,481 | 270,621 | 0.52691 [c] | 572,023 | 9.2 |
| **80+** | 1.00000 | 45,768 | 0.15185 | 45,768 | 301,402 | - | 301,402 | 6.6 |

**Nota:** [a] **Daripada umur 0 hingga kumpulan umur 1-4**
*Notes: From age of 0 to age group 1-4*

[b] **Daripada umur 0, kumpulan umur 1-4 hingga kumpulan umur 5-9**
*From age of 0, age group 1-4 to age group 5-9*

[c] **Daripada umur 75 hingga 80+**
*From age of 75 to 80+*

**Jadual 3.2.4: Jadual hayat ringkas mengikut jantina dan umur, Kuala Muda, Kedah, 2024**
*Table 3.2.4: Abridged life table by sex and age, Kuala Muda, Kedah, 2024*

| **Umur** *Age* | **Kebarangkalian mati di antara umur x dan umur x+n** *Probability of dying between age x and age x+n* | **Bilangan kematian di antara umur x dan umur x+n** *Number of deaths between age x and age x+n* | **Kadar tengah mortaliti di antara umur x dan umur x+n** *Central mortality rate between age x and age x+n* | **Penakat (orang yang masih hidup) pada umur tepat x** *Survivors at exact age x* | **Bilangan orang hidup-tahun di antara umur x dan umur x+n** *Number of person-years lived between age x and age x+n* | **Nisbah ketakatan** *Survival ratio* | **Jumlah bilangan orang hidup-tahun selepas umur tepat x** *Total number of person-years lived after exact age x* | **Jangkaan hayat** *Life expectancy* |
|---|---|---|---|---|---|---|---|---|
| **x** | $_nq_x$ | $_nd_x$ | $_nm_x$ | $l_x$ | $_nL_x$ | $_nS_x$ | $T_x$ | $e_x$ |
| **Lelaki dan Perempuan** *Both sexes* | | | | | | | | |
| **0** | 0.00660 | 660 | 0.00665 | 100,000 | 99,386 | 0.99313 [a] | 7,421,730 | 74.2 |
| **1** | 0.00073 | 73 | 0.00018 | 99,340 | 397,177 | 0.99908 [b] | 7,322,344 | 73.7 |
| **5** | 0.00092 | 92 | 0.00018 | 99,267 | 496,105 | 0.99890 | 6,925,167 | 69.8 |
| **10** | 0.00128 | 127 | 0.00026 | 99,175 | 495,559 | 0.99733 | 6,429,061 | 64.8 |
| **15** | 0.00407 | 403 | 0.00082 | 99,048 | 494,233 | 0.99602 | 5,933,503 | 59.9 |
| **20** | 0.00389 | 384 | 0.00078 | 98,645 | 492,266 | 0.99598 | 5,439,270 | 55.1 |
| **25** | 0.00414 | 407 | 0.00083 | 98,261 | 490,290 | 0.99468 | 4,947,003 | 50.3 |
| **30** | 0.00650 | 636 | 0.00131 | 97,854 | 487,681 | 0.99113 | 4,456,714 | 45.5 |
| **35** | 0.01125 | 1,094 | 0.00226 | 97,218 | 483,356 | 0.98543 | 3,969,033 | 40.8 |
| **40** | 0.01792 | 1,723 | 0.00362 | 96,124 | 476,316 | 0.97721 | 3,485,677 | 36.3 |
| **45** | 0.02775 | 2,619 | 0.00563 | 94,402 | 465,461 | 0.96654 | 3,009,361 | 31.9 |
| **50** | 0.03934 | 3,611 | 0.00803 | 91,783 | 449,886 | 0.95133 | 2,543,899 | 27.7 |
| **55** | 0.05839 | 5,148 | 0.01203 | 88,172 | 427,988 | 0.92979 | 2,094,013 | 23.7 |
| **60** | 0.08276 | 6,871 | 0.01727 | 83,023 | 397,939 | 0.90850 | 1,666,025 | 20.1 |
| **65** | 0.10102 | 7,693 | 0.02128 | 76,152 | 361,529 | 0.88108 | 1,268,086 | 16.7 |
| **70** | 0.13884 | 9,505 | 0.02984 | 68,459 | 318,535 | 0.83803 | 906,557 | 13.2 |
| **75** | 0.18882 | 11,132 | 0.04170 | 58,955 | 266,943 | 0.54603 [c] | 588,021 | 10.0 |
| **80+** | 1.00000 | 47,823 | 0.14894 | 47,823 | 321,078 | - | 321,078 | 6.7 |
| **Lelaki** *Male* | | | | | | | | |
| **0** | 0.00720 | 720 | 0.00725 | 100,000 | 99,325 | 0.99242 [a] | 7,165,702 | 71.7 |
| **1** | 0.00099 | 99 | 0.00025 | 99,280 | 396,886 | 0.99882 [b] | 7,066,377 | 71.2 |
| **5** | 0.00114 | 113 | 0.00023 | 99,181 | 495,624 | 0.99883 | 6,669,491 | 67.2 |
| **10** | 0.00121 | 119 | 0.00024 | 99,068 | 495,043 | 0.99650 | 6,173,866 | 62.3 |
| **15** | 0.00580 | 574 | 0.00116 | 98,949 | 493,311 | 0.99469 | 5,678,823 | 57.4 |
| **20** | 0.00481 | 474 | 0.00097 | 98,375 | 490,693 | 0.99499 | 5,185,513 | 52.7 |
| **25** | 0.00520 | 509 | 0.00104 | 97,902 | 488,236 | 0.99308 | 4,694,820 | 48.0 |
| **30** | 0.00866 | 843 | 0.00174 | 97,392 | 484,855 | 0.98855 | 4,206,585 | 43.2 |
| **35** | 0.01426 | 1,377 | 0.00287 | 96,549 | 479,305 | 0.98123 | 3,721,730 | 38.5 |
| **40** | 0.02334 | 2,221 | 0.00472 | 95,173 | 470,310 | 0.97024 | 3,242,424 | 34.1 |
| **45** | 0.03634 | 3,378 | 0.00740 | 92,951 | 456,312 | 0.95459 | 2,772,115 | 29.8 |
| **50** | 0.05483 | 4,911 | 0.01127 | 89,574 | 435,590 | 0.93566 | 2,315,802 | 25.9 |
| **55** | 0.07440 | 6,299 | 0.01546 | 84,662 | 407,564 | 0.91264 | 1,880,212 | 22.2 |
| **60** | 0.10135 | 7,942 | 0.02135 | 78,363 | 371,961 | 0.88428 | 1,472,647 | 18.8 |
| **65** | 0.13171 | 9,275 | 0.02820 | 70,421 | 328,918 | 0.85678 | 1,100,687 | 15.6 |
| **70** | 0.15648 | 9,568 | 0.03395 | 61,146 | 281,811 | 0.82185 | 771,769 | 12.6 |
| **75** | 0.20385 | 10,514 | 0.04540 | 51,578 | 231,605 | 0.52730 [c] | 489,958 | 9.5 |
| **80+** | 1.00000 | 41,064 | 0.15894 | 41,064 | 258,353 | - | 258,353 | 6.3 |
| **Perempuan** *Female* | | | | | | | | |
| **0** | 0.00600 | 600 | 0.00604 | 100,000 | 99,441 | 0.99386 [a] | 7,699,387 | 77.0 |
| **1** | 0.00044 | 43 | 0.00011 | 99,400 | 397,491 | 0.99935 [b] | 7,599,946 | 76.5 |
| **5** | 0.00070 | 69 | 0.00014 | 99,356 | 496,609 | 0.99897 | 7,202,455 | 72.5 |
| **10** | 0.00136 | 135 | 0.00027 | 99,287 | 496,098 | 0.99820 | 6,705,846 | 67.5 |
| **15** | 0.00225 | 223 | 0.00045 | 99,152 | 495,204 | 0.99754 | 6,209,748 | 62.6 |
| **20** | 0.00268 | 265 | 0.00054 | 98,929 | 493,984 | 0.99732 | 5,714,543 | 57.8 |
| **25** | 0.00268 | 264 | 0.00054 | 98,664 | 492,660 | 0.99670 | 5,220,560 | 52.9 |
| **30** | 0.00392 | 386 | 0.00079 | 98,400 | 491,036 | 0.99408 | 4,727,900 | 48.0 |
| **35** | 0.00793 | 778 | 0.00159 | 98,014 | 488,127 | 0.98991 | 4,236,864 | 43.2 |
| **40** | 0.01227 | 1,193 | 0.00247 | 97,237 | 483,201 | 0.98438 | 3,748,737 | 38.6 |
| **45** | 0.01902 | 1,827 | 0.00384 | 96,044 | 475,651 | 0.97795 | 3,265,536 | 34.0 |
| **50** | 0.02514 | 2,369 | 0.00509 | 94,217 | 465,163 | 0.96552 | 2,789,885 | 29.6 |
| **55** | 0.04406 | 4,046 | 0.00901 | 91,848 | 449,125 | 0.94521 | 2,324,722 | 25.3 |
| **60** | 0.06602 | 5,797 | 0.01366 | 87,802 | 424,517 | 0.93006 | 1,875,596 | 21.4 |
| **65** | 0.07413 | 6,079 | 0.01540 | 82,005 | 394,827 | 0.90316 | 1,451,079 | 17.7 |
| **70** | 0.12137 | 9,215 | 0.02584 | 75,926 | 356,593 | 0.85406 | 1,056,252 | 13.9 |
| **75** | 0.17390 | 11,601 | 0.03809 | 66,711 | 304,553 | 0.56471 [c] | 699,659 | 10.5 |
| **80+** | 1.00000 | 55,110 | 0.13948 | 55,110 | 395,106 | - | 395,106 | 7.2 |

**Nota:** *Notes:*
[a] **Daripada umur 0 hingga kumpulan umur 1-4** *From age of 0 to age group 1-4*
[b] **Daripada umur 0, kumpulan umur 1-4 hingga kumpulan umur 5-9** *From age of 0, age group 1-4 to age group 5-9*
[c] **Daripada umur 75 hingga 80+** *From age of 75 to 80+*

**Jadual 3.2.5: Jadual hayat ringkas mengikut jantina dan umur, Kubang Pasu, Kedah, 2024**
*Table 3.2.5: Abridged life table by sex and age, Kubang Pasu, Kedah, 2024*

| **Umur** *Age* | **Kebarangkalian mati di antara umur x dan umur x+n** *Probability of dying between age x and age x+n* | **Bilangan kematian di antara umur x dan umur x+n** *Number of deaths between age x and age x+n* | **Kadar tengah mortaliti di antara umur x dan umur x+n** *Central mortality rate between age x and age x+n* | **Penakat (orang yang masih hidup) pada umur tepat x** *Survivors at exact age x* | **Bilangan orang hidup-tahun di antara umur x dan umur x+n** *Number of person-years lived between age x and age x+n* | **Nisbah ketakatan** *Survival ratio* | **Jumlah bilangan orang hidup-tahun selepas umur tepat x** *Total number of person-years lived after exact age x* | **Jangkaan hayat** *Life expectancy* |
|---|---|---|---|---|---|---|---|---|
| **x** | $_nq_x$ | $_nd_x$ | $_nm_x$ | $l_x$ | $_nL_x$ | $_nS_x$ | $T_x$ | $e_x$ |
| **Lelaki dan Perempuan** *Both sexes* | | | | | | | | |
| **0** | 0.00606 | 606 | 0.00610 | 100,000 | 99,435 | 0.99327 [a] | 7,290,399 | 72.9 |
| **1** | 0.00151 | 151 | 0.00038 | 99,394 | 397,201 | 0.99844 [b] | 7,190,964 | 72.3 |
| **5** | 0.00144 | 143 | 0.00029 | 99,243 | 495,861 | 0.99825 | 6,793,763 | 68.5 |
| **10** | 0.00207 | 205 | 0.00041 | 99,101 | 494,991 | 0.99700 | 6,297,902 | 63.6 |
| **15** | 0.00393 | 389 | 0.00079 | 98,896 | 493,506 | 0.99618 | 5,802,911 | 58.7 |
| **20** | 0.00371 | 365 | 0.00074 | 98,507 | 491,620 | 0.99616 | 5,309,405 | 53.9 |
| **25** | 0.00397 | 389 | 0.00079 | 98,141 | 489,734 | 0.99421 | 4,817,785 | 49.1 |
| **30** | 0.00763 | 745 | 0.00153 | 97,752 | 486,897 | 0.98990 | 4,328,051 | 44.3 |
| **35** | 0.01259 | 1,221 | 0.00253 | 97,007 | 481,980 | 0.98381 | 3,841,154 | 39.6 |
| **40** | 0.01983 | 1,900 | 0.00401 | 95,785 | 474,177 | 0.97662 | 3,359,175 | 35.1 |
| **45** | 0.02700 | 2,535 | 0.00547 | 93,885 | 463,090 | 0.96808 | 2,884,998 | 30.7 |
| **50** | 0.03697 | 3,377 | 0.00753 | 91,351 | 448,310 | 0.95468 | 2,421,908 | 26.5 |
| **55** | 0.05400 | 4,751 | 0.01110 | 87,973 | 427,991 | 0.93111 | 1,973,598 | 22.4 |
| **60** | 0.08464 | 7,044 | 0.01768 | 83,223 | 398,505 | 0.89958 | 1,545,607 | 18.6 |
| **65** | 0.11766 | 8,963 | 0.02500 | 76,179 | 358,487 | 0.84943 | 1,147,102 | 15.1 |
| **70** | 0.18787 | 12,628 | 0.04147 | 67,216 | 304,510 | 0.77556 | 788,615 | 11.7 |
| **75** | 0.26947 | 14,710 | 0.06229 | 54,588 | 236,166 | 0.51216 [c] | 484,105 | 8.9 |
| **80+** | 1.00000 | 39,878 | 0.16084 | 39,878 | 247,939 | - | 247,939 | 6.2 |
| **Lelaki** *Male* | | | | | | | | |
| **0** | 0.00702 | 702 | 0.00706 | 100,000 | 99,342 | 0.99238 [a] | 6,951,139 | 69.5 |
| **1** | 0.00147 | 146 | 0.00037 | 99,298 | 396,848 | 0.99833 [b] | 6,851,796 | 69.0 |
| **5** | 0.00161 | 160 | 0.00032 | 99,152 | 495,362 | 0.99755 | 6,454,949 | 65.1 |
| **10** | 0.00330 | 326 | 0.00066 | 98,992 | 494,146 | 0.99546 | 5,959,586 | 60.2 |
| **15** | 0.00580 | 572 | 0.00116 | 98,666 | 491,901 | 0.99398 | 5,465,440 | 55.4 |
| **20** | 0.00624 | 612 | 0.00125 | 98,094 | 488,941 | 0.99399 | 4,973,539 | 50.7 |
| **25** | 0.00578 | 563 | 0.00116 | 97,482 | 486,003 | 0.99162 | 4,484,598 | 46.0 |
| **30** | 0.01099 | 1,065 | 0.00221 | 96,919 | 481,933 | 0.98543 | 3,998,594 | 41.3 |
| **35** | 0.01820 | 1,744 | 0.00367 | 95,854 | 474,910 | 0.97685 | 3,516,662 | 36.7 |
| **40** | 0.02819 | 2,653 | 0.00572 | 94,110 | 463,916 | 0.96578 | 3,041,752 | 32.3 |
| **45** | 0.04043 | 3,698 | 0.00825 | 91,457 | 448,039 | 0.95339 | 2,577,836 | 28.2 |
| **50** | 0.05304 | 4,655 | 0.01090 | 87,759 | 427,158 | 0.93496 | 2,129,797 | 24.3 |
| **55** | 0.07771 | 6,458 | 0.01617 | 83,104 | 399,375 | 0.90761 | 1,702,639 | 20.5 |
| **60** | 0.10831 | 8,301 | 0.02290 | 76,646 | 362,476 | 0.87142 | 1,303,263 | 17.0 |
| **65** | 0.15131 | 10,341 | 0.03274 | 68,345 | 315,870 | 0.81694 | 940,787 | 13.8 |
| **70** | 0.22048 | 12,788 | 0.04956 | 58,003 | 258,046 | 0.73915 | 624,917 | 10.8 |
| **75** | 0.31264 | 14,136 | 0.07411 | 45,215 | 190,734 | 0.48010 [c] | 366,871 | 8.1 |
| **80+** | 1.00000 | 31,079 | 0.17645 | 31,079 | 176,136 | - | 176,136 | 5.7 |
| **Perempuan** *Female* | | | | | | | | |
| **0** | 0.00503 | 503 | 0.00506 | 100,000 | 99,530 | 0.99426 [a] | 7,648,426 | 76.5 |
| **1** | 0.00156 | 156 | 0.00039 | 99,497 | 397,601 | 0.99852 [b] | 7,548,896 | 75.9 |
| **5** | 0.00125 | 124 | 0.00025 | 99,341 | 496,396 | 0.99898 | 7,151,296 | 72.0 |
| **10** | 0.00078 | 78 | 0.00016 | 99,217 | 495,892 | 0.99861 | 6,654,900 | 67.1 |
| **15** | 0.00200 | 199 | 0.00040 | 99,139 | 495,201 | 0.99848 | 6,159,008 | 62.1 |
| **20** | 0.00104 | 103 | 0.00021 | 98,941 | 494,446 | 0.99844 | 5,663,807 | 57.2 |
| **25** | 0.00207 | 204 | 0.00041 | 98,837 | 493,677 | 0.99684 | 5,169,362 | 52.3 |
| **30** | 0.00426 | 421 | 0.00085 | 98,633 | 492,115 | 0.99418 | 4,675,685 | 47.4 |
| **35** | 0.00738 | 725 | 0.00148 | 98,213 | 489,250 | 0.99013 | 4,183,570 | 42.6 |
| **40** | 0.01237 | 1,206 | 0.00249 | 97,487 | 484,423 | 0.98671 | 3,694,320 | 37.9 |
| **45** | 0.01423 | 1,370 | 0.00287 | 96,282 | 477,983 | 0.98145 | 3,209,897 | 33.3 |
| **50** | 0.02293 | 2,176 | 0.00464 | 94,912 | 469,118 | 0.97197 | 2,731,914 | 28.8 |
| **55** | 0.03324 | 3,083 | 0.00676 | 92,736 | 455,971 | 0.95181 | 2,262,796 | 24.4 |
| **60** | 0.06365 | 5,707 | 0.01315 | 89,653 | 433,997 | 0.92390 | 1,806,825 | 20.2 |
| **65** | 0.08939 | 7,504 | 0.01872 | 83,946 | 400,970 | 0.87710 | 1,372,828 | 16.4 |
| **70** | 0.15969 | 12,207 | 0.03471 | 76,442 | 351,691 | 0.80751 | 971,858 | 12.7 |
| **75** | 0.23152 | 14,872 | 0.05237 | 64,235 | 283,994 | 0.54207 [c] | 620,167 | 9.7 |
| **80+** | 1.00000 | 49,363 | 0.14684 | 49,363 | 336,172 | - | 336,172 | 6.8 |

**Nota:** *Notes:*
[a] **Daripada umur 0 hingga kumpulan umur 1-4** *From age of 0 to age group 1-4*
[b] **Daripada umur 0, kumpulan umur 1-4 hingga kumpulan umur 5-9** *From age of 0, age group 1-4 to age group 5-9*
[c] **Daripada umur 75 hingga 80+** *From age of 75 to 80+*

**Jadual 3.2.6: Jadual hayat ringkas mengikut jantina dan umur, Kulim, Kedah, 2024**
*Table 3.2.6: Abridged life table by sex and age, Kulim, Kedah, 2024*

| **Umur** *Age* | **Kebarangkalian mati di antara umur x dan umur x+n** *Probability of dying between age x and age x+n* | **Bilangan kematian di antara umur x dan umur x+n** *Number of deaths between age x and age x+n* | **Kadar tengah mortaliti di antara umur x dan umur x+n** *Central mortality rate between age x and age x+n* | **Penakat (orang yang masih hidup) pada umur tepat x** *Survivors at exact age x* | **Bilangan orang hidup-tahun di antara umur x dan umur x+n** *Number of person-years lived between age x and age x+n* | **Nisbah ketakatan** *Survival ratio* | **Jumlah bilangan orang hidup-tahun selepas umur tepat x** *Total number of person-years lived after exact age x* | **Jangkaan hayat** *Life expectancy* |
|---|---|---|---|---|---|---|---|---|
| **x** | $_nq_x$ | $_nd_x$ | $_nm_x$ | $l_x$ | $_nL_x$ | $_nS_x$ | $T_x$ | $e_x$ |
| **Lelaki dan Perempuan** *Both sexes* | | | | | | | | |
| **0** | 0.00672 | 672 | 0.00676 | 100,000 | 99,376 | 0.99292 [a] | 7,484,777 | 74.8 |
| **1** | 0.00093 | 92 | 0.00023 | 99,328 | 397,084 | 0.99922 [b] | 7,385,402 | 74.4 |
| **5** | 0.00044 | 44 | 0.00009 | 99,236 | 496,070 | 0.99922 | 6,988,318 | 70.4 |
| **10** | 0.00111 | 110 | 0.00022 | 99,192 | 495,685 | 0.99772 | 6,492,247 | 65.5 |
| **15** | 0.00345 | 342 | 0.00069 | 99,082 | 494,555 | 0.99652 | 5,996,562 | 60.5 |
| **20** | 0.00350 | 346 | 0.00070 | 98,740 | 492,836 | 0.99626 | 5,502,007 | 55.7 |
| **25** | 0.00399 | 392 | 0.00080 | 98,394 | 490,991 | 0.99528 | 5,009,171 | 50.9 |
| **30** | 0.00545 | 535 | 0.00109 | 98,002 | 488,674 | 0.99249 | 4,518,180 | 46.1 |
| **35** | 0.00958 | 934 | 0.00193 | 97,468 | 485,003 | 0.98594 | 4,029,506 | 41.3 |
| **40** | 0.01858 | 1,794 | 0.00375 | 96,534 | 478,184 | 0.97833 | 3,544,503 | 36.7 |
| **45** | 0.02482 | 2,351 | 0.00503 | 94,740 | 467,822 | 0.96603 | 3,066,319 | 32.4 |
| **50** | 0.04335 | 4,005 | 0.00886 | 92,389 | 451,931 | 0.95320 | 2,598,496 | 28.1 |
| **55** | 0.05041 | 4,456 | 0.01034 | 88,384 | 430,779 | 0.93722 | 2,146,565 | 24.3 |
| **60** | 0.07581 | 6,363 | 0.01576 | 83,928 | 403,733 | 0.91366 | 1,715,786 | 20.4 |
| **65** | 0.09773 | 7,580 | 0.02055 | 77,565 | 368,876 | 0.88605 | 1,312,053 | 16.9 |
| **70** | 0.13194 | 9,234 | 0.02825 | 69,985 | 326,842 | 0.84527 | 943,177 | 13.5 |
| **75** | 0.18100 | 10,996 | 0.03980 | 60,751 | 276,268 | 0.55176 [c] | 616,335 | 10.1 |
| **80+** | 1.00000 | 49,756 | 0.14631 | 49,756 | 340,067 | - | 340,067 | 6.8 |
| **Lelaki** *Male* | | | | | | | | |
| **0** | 0.00643 | 643 | 0.00647 | 100,000 | 99,396 | 0.99322 [a] | 7,244,144 | 72.4 |
| **1** | 0.00090 | 89 | 0.00022 | 99,357 | 397,216 | 0.99920 [b] | 7,144,748 | 71.9 |
| **5** | 0.00049 | 49 | 0.00010 | 99,268 | 496,217 | 0.99910 | 6,747,531 | 68.0 |
| **10** | 0.00131 | 130 | 0.00026 | 99,219 | 495,770 | 0.99673 | 6,251,314 | 63.0 |
| **15** | 0.00523 | 518 | 0.00105 | 99,089 | 494,150 | 0.99500 | 5,755,544 | 58.1 |
| **20** | 0.00476 | 470 | 0.00096 | 98,571 | 491,681 | 0.99509 | 5,261,394 | 53.4 |
| **25** | 0.00505 | 495 | 0.00101 | 98,101 | 489,269 | 0.99434 | 4,769,713 | 48.6 |
| **30** | 0.00628 | 612 | 0.00126 | 97,606 | 486,499 | 0.99041 | 4,280,445 | 43.9 |
| **35** | 0.01293 | 1,255 | 0.00260 | 96,994 | 481,831 | 0.98142 | 3,793,946 | 39.1 |
| **40** | 0.02431 | 2,327 | 0.00492 | 95,739 | 472,876 | 0.97158 | 3,312,115 | 34.6 |
| **45** | 0.03263 | 3,048 | 0.00663 | 93,412 | 459,437 | 0.95597 | 2,839,238 | 30.4 |
| **50** | 0.05580 | 5,042 | 0.01148 | 90,363 | 439,211 | 0.94104 | 2,379,801 | 26.3 |
| **55** | 0.06230 | 5,316 | 0.01286 | 85,321 | 413,315 | 0.92276 | 1,940,590 | 22.7 |
| **60** | 0.09316 | 7,453 | 0.01954 | 80,005 | 381,391 | 0.89267 | 1,527,275 | 19.1 |
| **65** | 0.12296 | 8,921 | 0.02620 | 72,552 | 340,455 | 0.86035 | 1,145,884 | 15.8 |
| **70** | 0.15868 | 10,097 | 0.03447 | 63,630 | 292,909 | 0.82056 | 805,429 | 12.7 |
| **75** | 0.20410 | 10,926 | 0.04546 | 53,533 | 240,350 | 0.53104 [c] | 512,520 | 9.6 |
| **80+** | 1.00000 | 42,607 | 0.15655 | 42,607 | 272,170 | - | 272,170 | 6.4 |
| **Perempuan** *Female* | | | | | | | | |
| **0** | 0.00702 | 702 | 0.00706 | 100,000 | 99,348 | 0.99261 [a] | 7,745,700 | 77.5 |
| **1** | 0.00097 | 96 | 0.00024 | 99,298 | 396,954 | 0.99922 [b] | 7,646,352 | 77.0 |
| **5** | 0.00039 | 39 | 0.00008 | 99,202 | 495,914 | 0.99936 | 7,249,398 | 73.1 |
| **10** | 0.00089 | 89 | 0.00018 | 99,163 | 495,595 | 0.99878 | 6,753,484 | 68.1 |
| **15** | 0.00154 | 152 | 0.00031 | 99,075 | 494,992 | 0.99824 | 6,257,889 | 63.2 |
| **20** | 0.00198 | 196 | 0.00040 | 98,922 | 494,122 | 0.99768 | 5,762,897 | 58.3 |
| **25** | 0.00265 | 262 | 0.00053 | 98,726 | 492,976 | 0.99641 | 5,268,775 | 53.4 |
| **30** | 0.00452 | 445 | 0.00091 | 98,464 | 491,208 | 0.99472 | 4,775,799 | 48.5 |
| **35** | 0.00605 | 593 | 0.00121 | 98,019 | 488,614 | 0.99062 | 4,284,590 | 43.7 |
| **40** | 0.01273 | 1,241 | 0.00256 | 97,426 | 484,031 | 0.98530 | 3,795,976 | 39.0 |
| **45** | 0.01669 | 1,605 | 0.00337 | 96,186 | 476,916 | 0.97596 | 3,311,945 | 34.4 |
| **50** | 0.03151 | 2,980 | 0.00640 | 94,581 | 465,452 | 0.96464 | 2,835,029 | 30.0 |
| **55** | 0.03933 | 3,603 | 0.00802 | 91,600 | 448,994 | 0.95094 | 2,369,577 | 25.9 |
| **60** | 0.05918 | 5,208 | 0.01220 | 87,997 | 426,967 | 0.93270 | 1,920,583 | 21.8 |
| **65** | 0.07592 | 6,285 | 0.01578 | 82,789 | 398,234 | 0.90887 | 1,493,615 | 18.0 |
| **70** | 0.10759 | 8,231 | 0.02274 | 76,504 | 361,943 | 0.86780 | 1,095,381 | 14.3 |
| **75** | 0.15978 | 10,909 | 0.03473 | 68,273 | 314,093 | 0.57175 [c] | 733,439 | 10.7 |
| **80+** | 1.00000 | 57,364 | 0.13679 | 57,364 | 419,346 | - | 419,346 | 7.3 |

**Nota:** *Notes:*
[a] **Daripada umur 0 hingga kumpulan umur 1-4** *From age of 0 to age group 1-4*
[b] **Daripada umur 0, kumpulan umur 1-4 hingga kumpulan umur 5-9** *From age of 0, age group 1-4 to age group 5-9*
[c] **Daripada umur 75 hingga 80+** *From age of 75 to 80+*

**Jadual 3.2.7: Jadual hayat ringkas mengikut jantina dan umur, Langkawi, Kedah, 2024**
*Table 3.2.7: Abridged life table by sex and age, Langkawi, Kedah, 2024*

| **Umur** *Age* | **Kebarangkalian mati di antara umur x dan umur x+n** *Probability of dying between age x and age x+n* | **Bilangan kematian di antara umur x dan umur x+n** *Number of deaths between age x and age x+n* | **Kadar tengah mortaliti di antara umur x dan umur x+n** *Central mortality rate between age x and age x+n* | **Penakat (orang yang masih hidup) pada umur tepat x** *Survivors at exact age x* | **Bilangan orang hidup-tahun di antara umur x dan umur x+n** *Number of person-years lived between age x and age x+n* | **Nisbah ketakatan** *Survival ratio* | **Jumlah bilangan orang hidup-tahun selepas umur tepat x** *Total number of person-years lived after exact age x* | **Jangkaan hayat** *Life expectancy* |
|---|---|---|---|---|---|---|---|---|
| **x** | $_nq_x$ | $_nd_x$ | $_nm_x$ | $l_x$ | $_nL_x$ | $_nS_x$ | $T_x$ | $e_x$ |
| **Lelaki dan Perempuan** *Both sexes* | | | | | | | | |
| **0** | 0.00784 | 784 | 0.00790 | 100,000 | 99,274 | 0.99128 [a] | 7,229,071 | 72.3 |
| **1** | 0.00201 | 199 | 0.00050 | 99,216 | 396,368 | 0.99848 [b] | 7,129,797 | 71.9 |
| **5** | 0.00080 | 79 | 0.00016 | 99,017 | 494,886 | 0.99919 | 6,733,429 | 68.0 |
| **10** | 0.00082 | 81 | 0.00016 | 98,938 | 494,486 | 0.99547 | 6,238,542 | 63.1 |
| **15** | 0.00824 | 814 | 0.00165 | 98,857 | 492,247 | 0.99436 | 5,744,057 | 58.1 |
| **20** | 0.00302 | 296 | 0.00061 | 98,042 | 489,471 | 0.99489 | 5,251,809 | 53.6 |
| **25** | 0.00721 | 704 | 0.00145 | 97,746 | 486,969 | 0.99223 | 4,762,339 | 48.7 |
| **30** | 0.00834 | 809 | 0.00167 | 97,042 | 483,185 | 0.98916 | 4,275,370 | 44.1 |
| **35** | 0.01337 | 1,287 | 0.00269 | 96,232 | 477,945 | 0.98141 | 3,792,184 | 39.4 |
| **40** | 0.02387 | 2,266 | 0.00483 | 94,946 | 469,063 | 0.96972 | 3,314,239 | 34.9 |
| **45** | 0.03684 | 3,415 | 0.00751 | 92,679 | 454,860 | 0.95407 | 2,845,176 | 30.7 |
| **50** | 0.05536 | 4,942 | 0.01139 | 89,265 | 433,969 | 0.94167 | 2,390,317 | 26.8 |
| **55** | 0.06147 | 5,183 | 0.01268 | 84,323 | 408,657 | 0.92701 | 1,956,348 | 23.2 |
| **60** | 0.08527 | 6,748 | 0.01781 | 79,140 | 378,829 | 0.91052 | 1,547,691 | 19.6 |
| **65** | 0.09409 | 6,811 | 0.01975 | 72,392 | 344,930 | 0.87606 | 1,168,862 | 16.1 |
| **70** | 0.15690 | 10,289 | 0.03405 | 65,580 | 302,178 | 0.81339 | 823,932 | 12.6 |
| **75** | 0.22184 | 12,266 | 0.04990 | 55,291 | 245,790 | 0.52892 [c] | 521,754 | 9.4 |
| **80+** | 1.00000 | 43,025 | 0.15591 | 43,025 | 275,964 | - | 275,964 | 6.4 |
| **Lelaki** *Male* | | | | | | | | |
| **0** | 0.00869 | 869 | 0.00876 | 100,000 | 99,190 | 0.99043 [a] | 6,982,821 | 69.8 |
| **1** | 0.00212 | 210 | 0.00053 | 99,131 | 396,026 | 0.99818 [b] | 6,883,631 | 69.4 |
| **5** | 0.00117 | 116 | 0.00023 | 98,921 | 494,314 | 0.99901 | 6,487,605 | 65.6 |
| **10** | 0.00081 | 80 | 0.00016 | 98,805 | 493,825 | 0.99293 | 5,993,290 | 60.7 |
| **15** | 0.01334 | 1,317 | 0.00269 | 98,725 | 490,333 | 0.99121 | 5,499,466 | 55.7 |
| **20** | 0.00418 | 407 | 0.00084 | 97,408 | 486,024 | 0.99378 | 5,009,133 | 51.4 |
| **25** | 0.00827 | 802 | 0.00166 | 97,001 | 483,002 | 0.99097 | 4,523,108 | 46.6 |
| **30** | 0.00979 | 942 | 0.00197 | 96,199 | 478,643 | 0.98642 | 4,040,106 | 42.0 |
| **35** | 0.01741 | 1,658 | 0.00351 | 95,258 | 472,143 | 0.97663 | 3,561,463 | 37.4 |
| **40** | 0.02944 | 2,755 | 0.00598 | 93,599 | 461,109 | 0.96379 | 3,089,321 | 33.0 |
| **45** | 0.04318 | 3,923 | 0.00883 | 90,844 | 444,414 | 0.94915 | 2,628,212 | 28.9 |
| **50** | 0.05886 | 5,116 | 0.01213 | 86,921 | 421,817 | 0.92995 | 2,183,798 | 25.1 |
| **55** | 0.08193 | 6,702 | 0.01709 | 81,805 | 392,271 | 0.90499 | 1,761,980 | 21.5 |
| **60** | 0.10926 | 8,205 | 0.02311 | 75,103 | 355,001 | 0.88992 | 1,369,710 | 18.2 |
| **65** | 0.11100 | 7,426 | 0.02351 | 66,897 | 315,923 | 0.85289 | 1,014,709 | 15.2 |
| **70** | 0.18773 | 11,164 | 0.04143 | 59,472 | 269,447 | 0.78522 | 698,786 | 11.7 |
| **75** | 0.24808 | 11,984 | 0.05664 | 48,307 | 211,576 | 0.50721 [c] | 429,340 | 8.9 |
| **80+** | 1.00000 | 36,323 | 0.16680 | 36,323 | 217,764 | - | 217,764 | 6.0 |
| **Perempuan** *Female* | | | | | | | | |
| **0** | 0.00684 | 684 | 0.00688 | 100,000 | 99,364 | 0.99233 [a] | 7,511,125 | 75.1 |
| **1** | 0.00188 | 187 | 0.00047 | 99,316 | 396,798 | 0.99875 [b] | 7,411,761 | 74.6 |
| **5** | 0.00041 | 41 | 0.00008 | 99,129 | 495,543 | 0.99938 | 7,014,962 | 70.8 |
| **10** | 0.00083 | 82 | 0.00017 | 99,088 | 495,236 | 0.99823 | 6,519,420 | 65.8 |
| **15** | 0.00271 | 268 | 0.00054 | 99,006 | 494,359 | 0.99785 | 6,024,184 | 60.8 |
| **20** | 0.00159 | 157 | 0.00032 | 98,738 | 493,295 | 0.99626 | 5,529,824 | 56.0 |
| **25** | 0.00588 | 580 | 0.00118 | 98,580 | 491,452 | 0.99374 | 5,036,529 | 51.1 |
| **30** | 0.00663 | 650 | 0.00133 | 98,000 | 488,377 | 0.99220 | 4,545,077 | 46.4 |
| **35** | 0.00897 | 873 | 0.00180 | 97,351 | 484,570 | 0.98643 | 4,056,700 | 41.7 |
| **40** | 0.01821 | 1,757 | 0.00367 | 96,477 | 477,996 | 0.97593 | 3,572,130 | 37.0 |
| **45** | 0.03003 | 2,845 | 0.00610 | 94,721 | 466,492 | 0.95919 | 3,094,134 | 32.7 |
| **50** | 0.05192 | 4,770 | 0.01066 | 91,876 | 447,455 | 0.95306 | 2,627,642 | 28.6 |
| **55** | 0.04168 | 3,631 | 0.00851 | 87,106 | 426,453 | 0.94867 | 2,180,187 | 25.0 |
| **60** | 0.06139 | 5,124 | 0.01267 | 83,475 | 404,565 | 0.93062 | 1,753,733 | 21.0 |
| **65** | 0.07789 | 6,103 | 0.01621 | 78,351 | 376,497 | 0.89913 | 1,349,168 | 17.2 |
| **70** | 0.12580 | 9,088 | 0.02685 | 72,248 | 338,520 | 0.84086 | 972,671 | 13.5 |
| **75** | 0.19729 | 12,461 | 0.04378 | 63,160 | 284,647 | 0.55114 [c] | 634,151 | 10.0 |
| **80+** | 1.00000 | 50,699 | 0.14506 | 50,699 | 349,504 | - | 349,504 | 6.9 |

**Nota:** *Notes:*
[a] **Daripada umur 0 hingga kumpulan umur 1-4** *From age of 0 to age group 1-4*
[b] **Daripada umur 0, kumpulan umur 1-4 hingga kumpulan umur 5-9** *From age of 0, age group 1-4 to age group 5-9*
[c] **Daripada umur 75 hingga 80+** *From age of 75 to 80+*

**Jadual 3.2.8: Jadual hayat ringkas mengikut jantina dan umur, Padang Terap, Kedah, 2024**
*Table 3.2.8: Abridged life table by sex and age, Padang Terap, Kedah, 2024*

| **Umur** *Age* | **Kebarangkalian mati di antara umur x dan umur x+n** *Probability of dying between age x and age x+n* | **Bilangan kematian di antara umur x dan umur x+n** *Number of deaths between age x and age x+n* | **Kadar tengah mortaliti di antara umur x dan umur x+n** *Central mortality rate between age x and age x+n* | **Penakat (orang yang masih hidup) pada umur tepat x** *Survivors at exact age x* | **Bilangan orang hidup-tahun di antara umur x dan umur x+n** *Number of person-years lived between age x and age x+n* | **Nisbah ketakatan** *Survival ratio* | **Jumlah bilangan orang hidup-tahun selepas umur tepat x** *Total number of person-years lived after exact age x* | **Jangkaan hayat** *Life expectancy* |
|---|---|---|---|---|---|---|---|---|
| **x** | $_nq_x$ | $_nd_x$ | $_nm_x$ | $l_x$ | $_nL_x$ | $_nS_x$ | $T_x$ | $e_x$ |
| **Lelaki dan Perempuan** *Both sexes* | | | | | | | | |
| **0** | 0.00642 | 642 | 0.00646 | 100,000 | 99,402 | 0.99288 [a] | 7,073,231 | 70.7 |
| **1** | 0.00160 | 159 | 0.00040 | 99,358 | 397,036 | 0.99856 [b] | 6,973,829 | 70.2 |
| **5** | 0.00109 | 108 | 0.00022 | 99,199 | 495,725 | 0.99833 | 6,576,793 | 66.3 |
| **10** | 0.00224 | 222 | 0.00045 | 99,091 | 494,899 | 0.99640 | 6,081,068 | 61.4 |
| **15** | 0.00496 | 490 | 0.00099 | 98,869 | 493,117 | 0.99500 | 5,586,169 | 56.5 |
| **20** | 0.00503 | 495 | 0.00101 | 98,378 | 490,654 | 0.99540 | 5,093,052 | 51.8 |
| **25** | 0.00416 | 407 | 0.00083 | 97,883 | 488,399 | 0.99229 | 4,602,398 | 47.0 |
| **30** | 0.01128 | 1,100 | 0.00227 | 97,476 | 484,632 | 0.98637 | 4,113,999 | 42.2 |
| **35** | 0.01600 | 1,542 | 0.00323 | 96,376 | 478,026 | 0.98071 | 3,629,368 | 37.7 |
| **40** | 0.02264 | 2,147 | 0.00458 | 94,834 | 468,802 | 0.97582 | 3,151,342 | 33.2 |
| **45** | 0.02575 | 2,387 | 0.00522 | 92,687 | 457,468 | 0.96593 | 2,682,539 | 28.9 |
| **50** | 0.04260 | 3,847 | 0.00871 | 90,300 | 441,882 | 0.94506 | 2,225,072 | 24.6 |
| **55** | 0.06782 | 5,864 | 0.01404 | 86,453 | 417,605 | 0.91188 | 1,783,189 | 20.6 |
| **60** | 0.10989 | 8,856 | 0.02326 | 80,589 | 380,807 | 0.87545 | 1,365,584 | 16.9 |
| **65** | 0.14102 | 10,116 | 0.03034 | 71,733 | 333,376 | 0.82674 | 984,778 | 13.7 |
| **70** | 0.21079 | 12,988 | 0.04712 | 61,617 | 275,615 | 0.72334 | 651,401 | 10.6 |
| **75** | 0.36013 | 17,513 | 0.08784 | 48,629 | 199,363 | 0.46948 [c] | 375,786 | 7.7 |
| **80+** | 1.00000 | 31,116 | 0.17637 | 31,116 | 176,422 | - | 176,422 | 5.7 |
| **Lelaki** *Male* | | | | | | | | |
| **0** | 0.00533 | 533 | 0.00535 | 100,000 | 99,498 | 0.99379 [a] | 6,821,624 | 68.2 |
| **1** | 0.00201 | 200 | 0.00050 | 99,467 | 397,397 | 0.99784 [b] | 6,722,126 | 67.6 |
| **5** | 0.00208 | 207 | 0.00042 | 99,267 | 495,820 | 0.99733 | 6,324,729 | 63.7 |
| **10** | 0.00325 | 322 | 0.00065 | 99,061 | 494,497 | 0.99485 | 5,828,909 | 58.8 |
| **15** | 0.00705 | 696 | 0.00141 | 98,738 | 491,951 | 0.99388 | 5,334,411 | 54.0 |
| **20** | 0.00519 | 509 | 0.00104 | 98,042 | 488,938 | 0.99415 | 4,842,460 | 49.4 |
| **25** | 0.00651 | 635 | 0.00131 | 97,533 | 486,077 | 0.98861 | 4,353,522 | 44.6 |
| **30** | 0.01629 | 1,578 | 0.00328 | 96,898 | 480,542 | 0.98042 | 3,867,445 | 39.9 |
| **35** | 0.02293 | 2,186 | 0.00464 | 95,319 | 471,132 | 0.97168 | 3,386,903 | 35.5 |
| **40** | 0.03383 | 3,150 | 0.00688 | 93,133 | 457,791 | 0.96703 | 2,915,771 | 31.3 |
| **45** | 0.03208 | 2,887 | 0.00652 | 89,983 | 442,698 | 0.95357 | 2,457,980 | 27.3 |
| **50** | 0.06126 | 5,336 | 0.01264 | 87,096 | 422,142 | 0.92779 | 2,015,283 | 23.1 |
| **55** | 0.08387 | 6,857 | 0.01751 | 81,761 | 391,661 | 0.89623 | 1,593,140 | 19.5 |
| **60** | 0.12549 | 9,400 | 0.02678 | 74,904 | 351,018 | 0.86056 | 1,201,479 | 16.0 |
| **65** | 0.15538 | 10,178 | 0.03369 | 65,504 | 302,074 | 0.80424 | 850,461 | 13.0 |
| **70** | 0.24358 | 13,476 | 0.05547 | 55,326 | 242,939 | 0.69465 | 548,388 | 9.9 |
| **75** | 0.38701 | 16,196 | 0.09597 | 41,850 | 168,758 | 0.44751 [c] | 305,449 | 7.3 |
| **80+** | 1.00000 | 25,654 | 0.18768 | 25,654 | 136,691 | - | 136,691 | 5.3 |
| **Perempuan** *Female* | | | | | | | | |
| **0** | 0.00763 | 763 | 0.00768 | 100,000 | 99,293 | 0.99192 [a] | 7,354,345 | 73.5 |
| **1** | 0.00113 | 113 | 0.00028 | 99,237 | 396,669 | 0.99932 [b] | 7,255,052 | 73.1 |
| **5** | 0.00000 | - | 0.00000 | 99,125 | 495,624 | 0.99942 | 6,858,383 | 69.2 |
| **10** | 0.00116 | 115 | 0.00023 | 99,125 | 495,336 | 0.99811 | 6,362,760 | 64.2 |
| **15** | 0.00263 | 260 | 0.00053 | 99,010 | 494,398 | 0.99628 | 5,867,424 | 59.3 |
| **20** | 0.00482 | 476 | 0.00097 | 98,750 | 492,557 | 0.99702 | 5,373,026 | 54.4 |
| **25** | 0.00112 | 110 | 0.00022 | 98,273 | 491,091 | 0.99677 | 4,880,469 | 49.7 |
| **30** | 0.00534 | 524 | 0.00107 | 98,163 | 489,506 | 0.99308 | 4,389,378 | 44.7 |
| **35** | 0.00852 | 832 | 0.00171 | 97,639 | 486,116 | 0.99007 | 3,899,872 | 39.9 |
| **40** | 0.01136 | 1,100 | 0.00229 | 96,807 | 481,287 | 0.98475 | 3,413,756 | 35.3 |
| **45** | 0.01918 | 1,836 | 0.00387 | 95,707 | 473,947 | 0.97804 | 2,932,469 | 30.6 |
| **50** | 0.02479 | 2,327 | 0.00502 | 93,872 | 463,540 | 0.96158 | 2,458,521 | 26.2 |
| **55** | 0.05239 | 4,796 | 0.01076 | 91,545 | 445,733 | 0.92706 | 1,994,981 | 21.8 |
| **60** | 0.09464 | 8,210 | 0.01987 | 86,749 | 413,219 | 0.88936 | 1,549,248 | 17.9 |
| **65** | 0.12831 | 10,077 | 0.02742 | 78,539 | 367,502 | 0.84664 | 1,136,029 | 14.5 |
| **70** | 0.18210 | 12,467 | 0.04007 | 68,462 | 311,142 | 0.74832 | 768,527 | 11.2 |
| **75** | 0.33674 | 18,856 | 0.08098 | 55,995 | 232,835 | 0.49094 [c] | 457,386 | 8.2 |
| **80+** | 1.00000 | 37,139 | 0.16539 | 37,139 | 224,550 | - | 224,550 | 6.0 |

**Nota:** *Notes:*
[a] **Daripada umur 0 hingga kumpulan umur 1-4** *From age of 0 to age group 1-4*
[b] **Daripada umur 0, kumpulan umur 1-4 hingga kumpulan umur 5-9** *From age of 0, age group 1-4 to age group 5-9*
[c] **Daripada umur 75 hingga 80+** *From age of 75 to 80+*

**Jadual 3.2.9: Jadual hayat ringkas mengikut jantina dan umur, Sik, Kedah, 2024**
*Table 3.2.9: Abridged life table by sex and age, Sik, Kedah, 2024*

| **Umur** *Age* | **Kebarangkalian mati di antara umur x dan umur x+n** *Probability of dying between age x and age x+n* | **Bilangan kematian di antara umur x dan umur x+n** *Number of deaths between age x and age x+n* | **Kadar tengah mortaliti di antara umur x dan umur x+n** *Central mortality rate between age x and age x+n* | **Penakat (orang yang masih hidup) pada umur tepat x** *Survivors at exact age x* | **Bilangan orang hidup-tahun di antara umur x dan umur x+n** *Number of person-years lived between age x and age x+n* | **Nisbah ketakatan** *Survival ratio* | **Jumlah bilangan orang hidup-tahun selepas umur tepat x** *Total number of person-years lived after exact age x* | **Jangkaan hayat** *Life expectancy* |
|---|---|---|---|---|---|---|---|---|
| **x** | $_nq_x$ | $_nd_x$ | $_nm_x$ | $l_x$ | $_nL_x$ | $_nS_x$ | $T_x$ | $e_x$ |
| **Lelaki dan Perempuan** *Both sexes* | | | | | | | | |
| **0** | 0.00486 | 486 | 0.00488 | 100,000 | 99,545 | 0.99417 [a] | 6,967,759 | 69.7 |
| **1** | 0.00208 | 207 | 0.00052 | 99,514 | 397,540 | 0.99797 [b] | 6,868,214 | 69.0 |
| **5** | 0.00183 | 182 | 0.00037 | 99,306 | 496,077 | 0.99814 | 6,470,674 | 65.2 |
| **10** | 0.00189 | 187 | 0.00038 | 99,124 | 495,153 | 0.99596 | 5,974,597 | 60.3 |
| **15** | 0.00620 | 613 | 0.00124 | 98,937 | 493,152 | 0.99291 | 5,479,444 | 55.4 |
| **20** | 0.00799 | 785 | 0.00160 | 98,324 | 489,657 | 0.99314 | 4,986,291 | 50.7 |
| **25** | 0.00573 | 559 | 0.00115 | 97,539 | 486,296 | 0.99386 | 4,496,634 | 46.1 |
| **30** | 0.00654 | 634 | 0.00131 | 96,980 | 483,312 | 0.98690 | 4,010,339 | 41.4 |
| **35** | 0.01969 | 1,897 | 0.00398 | 96,345 | 476,982 | 0.97781 | 3,527,027 | 36.6 |
| **40** | 0.02474 | 2,337 | 0.00501 | 94,448 | 466,396 | 0.96387 | 3,050,045 | 32.3 |
| **45** | 0.04781 | 4,403 | 0.00980 | 92,111 | 449,545 | 0.94571 | 2,583,649 | 28.0 |
| **50** | 0.06110 | 5,359 | 0.01261 | 87,707 | 425,139 | 0.93643 | 2,134,104 | 24.3 |
| **55** | 0.06620 | 5,452 | 0.01369 | 82,348 | 398,112 | 0.91689 | 1,708,965 | 20.8 |
| **60** | 0.10121 | 7,782 | 0.02132 | 76,897 | 365,027 | 0.87742 | 1,310,853 | 17.0 |
| **65** | 0.14637 | 10,116 | 0.03159 | 69,114 | 320,281 | 0.81033 | 945,826 | 13.7 |
| **70** | 0.24040 | 14,183 | 0.05465 | 58,998 | 259,533 | 0.73120 | 625,545 | 10.6 |
| **75** | 0.30620 | 13,722 | 0.07231 | 44,815 | 189,769 | 0.48152 [c] | 366,012 | 8.2 |
| **80+** | 1.00000 | 31,093 | 0.17642 | 31,093 | 176,243 | - | 176,243 | 5.7 |
| **Lelaki** *Male* | | | | | | | | |
| **0** | 0.00647 | 647 | 0.00651 | 100,000 | 99,392 | 0.99242 [a] | 6,670,968 | 66.7 |
| **1** | 0.00252 | 251 | 0.00063 | 99,353 | 396,818 | 0.99757 [b] | 6,571,575 | 66.1 |
| **5** | 0.00205 | 203 | 0.00041 | 99,102 | 495,003 | 0.99710 | 6,174,758 | 62.3 |
| **10** | 0.00376 | 372 | 0.00075 | 98,899 | 493,567 | 0.99265 | 5,679,754 | 57.4 |
| **15** | 0.01095 | 1,079 | 0.00220 | 98,528 | 489,942 | 0.98909 | 5,186,187 | 52.6 |
| **20** | 0.01086 | 1,059 | 0.00218 | 97,449 | 484,599 | 0.99125 | 4,696,245 | 48.2 |
| **25** | 0.00660 | 637 | 0.00133 | 96,390 | 480,360 | 0.99165 | 4,211,647 | 43.7 |
| **30** | 0.01011 | 968 | 0.00203 | 95,754 | 476,348 | 0.98206 | 3,731,286 | 39.0 |
| **35** | 0.02585 | 2,450 | 0.00524 | 94,786 | 467,802 | 0.97144 | 3,254,938 | 34.3 |
| **40** | 0.03134 | 2,894 | 0.00637 | 92,335 | 454,443 | 0.95325 | 2,787,136 | 30.2 |
| **45** | 0.06267 | 5,605 | 0.01294 | 89,442 | 433,196 | 0.93206 | 2,332,693 | 26.1 |
| **50** | 0.07357 | 6,168 | 0.01528 | 83,836 | 403,763 | 0.92232 | 1,899,498 | 22.7 |
| **55** | 0.08212 | 6,378 | 0.01713 | 77,669 | 372,399 | 0.89441 | 1,495,734 | 19.3 |
| **60** | 0.13115 | 9,350 | 0.02807 | 71,291 | 333,079 | 0.84974 | 1,123,336 | 15.8 |
| **65** | 0.17227 | 10,670 | 0.03770 | 61,941 | 283,029 | 0.79003 | 790,257 | 12.8 |
| **70** | 0.25552 | 13,101 | 0.05859 | 51,271 | 223,602 | 0.69848 | 507,228 | 9.9 |
| **75** | 0.36330 | 13,867 | 0.08879 | 38,170 | 156,183 | 0.44933 [c] | 283,626 | 7.4 |
| **80+** | 1.00000 | 24,303 | 0.19070 | 24,303 | 127,443 | - | 127,443 | 5.2 |
| **Perempuan** *Female* | | | | | | | | |
| **0** | 0.00325 | 325 | 0.00326 | 100,000 | 99,695 | 0.99599 [a] | 7,301,909 | 73.0 |
| **1** | 0.00161 | 161 | 0.00040 | 99,675 | 398,302 | 0.99834 [b] | 7,202,215 | 72.3 |
| **5** | 0.00161 | 160 | 0.00032 | 99,514 | 497,171 | 0.99919 | 6,803,912 | 68.4 |
| **10** | 0.00000 | - | 0.00000 | 99,354 | 496,771 | 0.99940 | 6,306,741 | 63.5 |
| **15** | 0.00121 | 120 | 0.00024 | 99,354 | 496,470 | 0.99713 | 5,809,971 | 58.5 |
| **20** | 0.00453 | 450 | 0.00091 | 99,234 | 495,045 | 0.99538 | 5,313,501 | 53.5 |
| **25** | 0.00470 | 464 | 0.00094 | 98,784 | 492,760 | 0.99638 | 4,818,455 | 48.8 |
| **30** | 0.00253 | 249 | 0.00051 | 98,320 | 490,978 | 0.99207 | 4,325,695 | 44.0 |
| **35** | 0.01334 | 1,308 | 0.00269 | 98,071 | 487,086 | 0.98421 | 3,834,718 | 39.1 |
| **40** | 0.01828 | 1,768 | 0.00369 | 96,763 | 479,395 | 0.97464 | 3,347,631 | 34.6 |
| **45** | 0.03258 | 3,095 | 0.00662 | 94,995 | 467,236 | 0.95908 | 2,868,237 | 30.2 |
| **50** | 0.04954 | 4,552 | 0.01016 | 91,900 | 448,118 | 0.94972 | 2,401,000 | 26.1 |
| **55** | 0.05107 | 4,461 | 0.01048 | 87,347 | 425,586 | 0.93828 | 1,952,882 | 22.4 |
| **60** | 0.07294 | 6,046 | 0.01514 | 82,887 | 399,319 | 0.90297 | 1,527,297 | 18.4 |
| **65** | 0.12301 | 9,452 | 0.02621 | 76,841 | 360,573 | 0.82906 | 1,127,978 | 14.7 |
| **70** | 0.22559 | 15,202 | 0.05085 | 67,389 | 298,937 | 0.76271 | 767,404 | 11.4 |
| **75** | 0.25239 | 13,171 | 0.05777 | 52,186 | 228,003 | 0.51330 [c] | 468,467 | 9.0 |
| **80+** | 1.00000 | 39,015 | 0.16225 | 39,015 | 240,465 | - | 240,465 | 6.2 |

**Nota:** *Notes:*
[a] **Daripada umur 0 hingga kumpulan umur 1-4** *From age of 0 to age group 1-4*
[b] **Daripada umur 0, kumpulan umur 1-4 hingga kumpulan umur 5-9** *From age of 0, age group 1-4 to age group 5-9*
[c] **Daripada umur 75 hingga 80+** *From age of 75 to 80+*

**Jadual 3.2.10: Jadual hayat ringkas mengikut jantina dan umur, Yan, Kedah, 2024**
*Table 3.2.10: Abridged life table by sex and age, Yan, Kedah, 2024*

| **Umur** *Age* | **Kebarangkalian mati di antara umur x dan umur x+n** *Probability of dying between age x and age x+n* | **Bilangan kematian di antara umur x dan umur x+n** *Number of deaths between age x and age x+n* | **Kadar tengah mortaliti di antara umur x dan umur x+n** *Central mortality rate between age x and age x+n* | **Penakat (orang yang masih hidup) pada umur tepat x** *Survivors at exact age x* | **Bilangan orang hidup-tahun di antara umur x dan umur x+n** *Number of person-years lived between age x and age x+n* | **Nisbah ketakatan** *Survival ratio* | **Jumlah bilangan orang hidup-tahun selepas umur tepat x** *Total number of person-years lived after exact age x* | **Jangkaan hayat** *Life expectancy* |
|---|---|---|---|---|---|---|---|---|
| **x** | $_nq_x$ | $_nd_x$ | $_nm_x$ | $l_x$ | $_nL_x$ | $_nS_x$ | $T_x$ | $e_x$ |
| **Lelaki dan Perempuan** *Both sexes* | | | | | | | | |
| **0** | 0.00722 | 722 | 0.00727 | 100,000 | 99,330 | 0.99210 [a] | 7,353,556 | 73.5 |
| **1** | 0.00158 | 157 | 0.00040 | 99,278 | 396,721 | 0.99886 [b] | 7,254,226 | 73.1 |
| **5** | 0.00049 | 49 | 0.00010 | 99,121 | 495,483 | 0.99926 | 6,857,505 | 69.2 |
| **10** | 0.00100 | 99 | 0.00020 | 99,072 | 495,114 | 0.99788 | 6,362,022 | 64.2 |
| **15** | 0.00324 | 320 | 0.00065 | 98,973 | 494,065 | 0.99655 | 5,866,909 | 59.3 |
| **20** | 0.00367 | 362 | 0.00074 | 98,653 | 492,360 | 0.99691 | 5,372,843 | 54.5 |
| **25** | 0.00251 | 246 | 0.00050 | 98,291 | 490,840 | 0.99502 | 4,880,483 | 49.7 |
| **30** | 0.00747 | 732 | 0.00150 | 98,045 | 488,394 | 0.98939 | 4,389,644 | 44.8 |
| **35** | 0.01378 | 1,341 | 0.00277 | 97,313 | 483,211 | 0.98536 | 3,901,250 | 40.1 |
| **40** | 0.01551 | 1,489 | 0.00313 | 95,972 | 476,137 | 0.98060 | 3,418,038 | 35.6 |
| **45** | 0.02334 | 2,205 | 0.00472 | 94,483 | 466,902 | 0.96836 | 2,941,901 | 31.1 |
| **50** | 0.04013 | 3,703 | 0.00819 | 92,278 | 452,130 | 0.95342 | 2,474,999 | 26.8 |
| **55** | 0.05329 | 4,720 | 0.01095 | 88,574 | 431,071 | 0.93292 | 2,022,869 | 22.8 |
| **60** | 0.08164 | 6,846 | 0.01702 | 83,854 | 402,154 | 0.90188 | 1,591,798 | 19.0 |
| **65** | 0.11607 | 8,938 | 0.02464 | 77,008 | 362,693 | 0.85729 | 1,189,644 | 15.4 |
| **70** | 0.17286 | 11,766 | 0.03784 | 68,070 | 310,933 | 0.79288 | 826,951 | 12.1 |
| **75** | 0.24854 | 13,994 | 0.05676 | 56,303 | 246,533 | 0.52224 [c] | 516,018 | 9.2 |
| **80+** | 1.00000 | 42,310 | 0.15700 | 42,310 | 269,485 | - | 269,485 | 6.4 |
| **Lelaki** *Male* | | | | | | | | |
| **0** | 0.00719 | 719 | 0.00724 | 100,000 | 99,326 | 0.99234 [a] | 7,143,122 | 71.4 |
| **1** | 0.00118 | 117 | 0.00030 | 99,281 | 396,845 | 0.99885 [b] | 7,043,796 | 70.9 |
| **5** | 0.00087 | 87 | 0.00017 | 99,163 | 495,600 | 0.99934 | 6,646,951 | 67.0 |
| **10** | 0.00045 | 45 | 0.00009 | 99,077 | 495,272 | 0.99682 | 6,151,350 | 62.1 |
| **15** | 0.00592 | 586 | 0.00119 | 99,032 | 493,696 | 0.99470 | 5,656,078 | 57.1 |
| **20** | 0.00467 | 460 | 0.00094 | 98,446 | 491,080 | 0.99590 | 5,162,383 | 52.4 |
| **25** | 0.00351 | 344 | 0.00070 | 97,986 | 489,069 | 0.99312 | 4,671,303 | 47.7 |
| **30** | 0.01025 | 1,001 | 0.00206 | 97,642 | 485,705 | 0.98655 | 4,182,234 | 42.8 |
| **35** | 0.01668 | 1,612 | 0.00336 | 96,641 | 479,172 | 0.98009 | 3,696,529 | 38.3 |
| **40** | 0.02319 | 2,204 | 0.00469 | 95,028 | 469,633 | 0.97559 | 3,217,356 | 33.9 |
| **45** | 0.02565 | 2,381 | 0.00520 | 92,825 | 458,170 | 0.96152 | 2,747,723 | 29.6 |
| **50** | 0.05164 | 4,671 | 0.01060 | 90,443 | 440,540 | 0.94153 | 2,289,553 | 25.3 |
| **55** | 0.06566 | 5,632 | 0.01358 | 85,772 | 414,783 | 0.92075 | 1,849,014 | 21.6 |
| **60** | 0.09380 | 7,518 | 0.01968 | 80,141 | 381,910 | 0.88414 | 1,434,230 | 17.9 |
| **65** | 0.14019 | 10,181 | 0.03015 | 72,623 | 337,663 | 0.83691 | 1,052,320 | 14.5 |
| **70** | 0.18971 | 11,846 | 0.04192 | 62,442 | 282,595 | 0.76647 | 714,657 | 11.4 |
| **75** | 0.28761 | 14,552 | 0.06718 | 50,596 | 216,600 | 0.49868 [c] | 432,062 | 8.5 |
| **80+** | 1.00000 | 36,044 | 0.16729 | 36,044 | 215,462 | - | 215,462 | 6.0 |
| **Perempuan** *Female* | | | | | | | | |
| **0** | 0.00725 | 725 | 0.00730 | 100,000 | 99,327 | 0.99184 [a] | 7,573,425 | 75.7 |
| **1** | 0.00204 | 203 | 0.00051 | 99,275 | 396,595 | 0.99887 [b] | 7,474,098 | 75.3 |
| **5** | 0.00000 | - | 0.00000 | 99,072 | 495,360 | 0.99916 | 7,077,503 | 71.4 |
| **10** | 0.00168 | 167 | 0.00034 | 99,072 | 494,943 | 0.99916 | 6,582,143 | 66.4 |
| **15** | 0.00000 | - | 0.00000 | 98,905 | 494,526 | 0.99872 | 6,087,200 | 61.5 |
| **20** | 0.00256 | 254 | 0.00051 | 98,905 | 493,892 | 0.99801 | 5,592,674 | 56.5 |
| **25** | 0.00142 | 140 | 0.00028 | 98,652 | 492,908 | 0.99702 | 5,098,782 | 51.7 |
| **30** | 0.00454 | 447 | 0.00091 | 98,512 | 491,440 | 0.99227 | 4,605,874 | 46.8 |
| **35** | 0.01093 | 1,072 | 0.00220 | 98,064 | 487,643 | 0.99039 | 4,114,434 | 42.0 |
| **40** | 0.00828 | 803 | 0.00166 | 96,993 | 482,956 | 0.98540 | 3,626,791 | 37.4 |
| **45** | 0.02098 | 2,018 | 0.00424 | 96,189 | 475,903 | 0.97484 | 3,143,835 | 32.7 |
| **50** | 0.02944 | 2,773 | 0.00598 | 94,172 | 463,927 | 0.96449 | 2,667,932 | 28.3 |
| **55** | 0.04175 | 3,816 | 0.00853 | 91,399 | 447,455 | 0.94442 | 2,204,005 | 24.1 |
| **60** | 0.07001 | 6,132 | 0.01451 | 87,583 | 422,585 | 0.91831 | 1,756,550 | 20.1 |
| **65** | 0.09424 | 7,676 | 0.01978 | 81,451 | 388,065 | 0.87504 | 1,333,965 | 16.4 |
| **70** | 0.15887 | 11,721 | 0.03452 | 73,775 | 339,573 | 0.81528 | 945,900 | 12.8 |
| **75** | 0.21546 | 13,370 | 0.04829 | 62,054 | 276,845 | 0.54341 [c] | 606,327 | 9.8 |
| **80+** | 1.00000 | 48,684 | 0.14776 | 48,684 | 329,482 | - | 329,482 | 6.8 |

**Nota:** *Notes:*
[a] **Daripada umur 0 hingga kumpulan umur 1-4** *From age of 0 to age group 1-4*
[b] **Daripada umur 0, kumpulan umur 1-4 hingga kumpulan umur 5-9** *From age of 0, age group 1-4 to age group 5-9*
[c] **Daripada umur 75 hingga 80+** *From age of 75 to 80+*

**Jadual 3.2.11: Jadual hayat ringkas mengikut jantina dan umur, Pendang, Kedah, 2024**
*Table 3.2.11: Abridged life table by sex and age, Pendang, Kedah, 2024*

| **Umur** *Age* | **Kebarangkalian mati di antara umur x dan umur x+n** *Probability of dying between age x and age x+n* | **Bilangan kematian di antara umur x dan umur x+n** *Number of deaths between age x and age x+n* | **Kadar tengah mortaliti di antara umur x dan umur x+n** *Central mortality rate between age x and age x+n* | **Penakat (orang yang masih hidup) pada umur tepat x** *Survivors at exact age x* | **Bilangan orang hidup-tahun di antara umur x dan umur x+n** *Number of person-years lived between age x and age x+n* | **Nisbah ketakatan** *Survival ratio* | **Jumlah bilangan orang hidup-tahun selepas umur tepat x** *Total number of person-years lived after exact age x* | **Jangkaan hayat** *Life expectancy* |
|---|---|---|---|---|---|---|---|---|
| **x** | $_nq_x$ | $_nd_x$ | $_nm_x$ | $l_x$ | $_nL_x$ | $_nS_x$ | $T_x$ | $e_x$ |
| **Lelaki dan Perempuan** *Both sexes* | | | | | | | | |
| **0** | 0.00492 | 492 | 0.00494 | 100,000 | 99,540 | 0.99391 [a] | 6,932,777 | 69.3 |
| **1** | 0.00250 | 248 | 0.00062 | 99,508 | 397,416 | 0.99841 [b] | 6,833,237 | 68.7 |
| **5** | 0.00054 | 54 | 0.00011 | 99,260 | 496,166 | 0.99871 | 6,435,820 | 64.8 |
| **10** | 0.00203 | 202 | 0.00041 | 99,206 | 495,527 | 0.99585 | 5,939,654 | 59.9 |
| **15** | 0.00627 | 621 | 0.00126 | 99,004 | 493,470 | 0.99468 | 5,444,128 | 55.0 |
| **20** | 0.00436 | 429 | 0.00087 | 98,383 | 490,844 | 0.99455 | 4,950,658 | 50.3 |
| **25** | 0.00654 | 641 | 0.00131 | 97,954 | 488,169 | 0.99230 | 4,459,814 | 45.5 |
| **30** | 0.00885 | 862 | 0.00178 | 97,313 | 484,412 | 0.98781 | 3,971,645 | 40.8 |
| **35** | 0.01555 | 1,500 | 0.00314 | 96,452 | 478,507 | 0.97901 | 3,487,234 | 36.2 |
| **40** | 0.02651 | 2,517 | 0.00537 | 94,951 | 468,463 | 0.96632 | 3,008,727 | 31.7 |
| **45** | 0.04104 | 3,793 | 0.00838 | 92,434 | 452,687 | 0.95393 | 2,540,263 | 27.5 |
| **50** | 0.05132 | 4,549 | 0.01053 | 88,641 | 431,830 | 0.93643 | 2,087,576 | 23.6 |
| **55** | 0.07648 | 6,431 | 0.01590 | 84,091 | 404,379 | 0.90292 | 1,655,746 | 19.7 |
| **60** | 0.11938 | 9,271 | 0.02539 | 77,660 | 365,123 | 0.87072 | 1,251,367 | 16.1 |
| **65** | 0.14053 | 9,611 | 0.03023 | 68,389 | 317,918 | 0.80142 | 886,244 | 13.0 |
| **70** | 0.26612 | 15,642 | 0.06139 | 58,778 | 254,788 | 0.68003 | 568,325 | 9.7 |
| **75** | 0.39336 | 16,968 | 0.09793 | 43,137 | 173,262 | 0.44740 [c] | 313,538 | 7.3 |
| **80+** | 1.00000 | 26,168 | 0.18655 | 26,168 | 140,276 | - | 140,276 | 5.4 |
| **Lelaki** *Male* | | | | | | | | |
| **0** | 0.00417 | 417 | 0.00419 | 100,000 | 99,606 | 0.99478 [a] | 6,631,129 | 66.3 |
| **1** | 0.00232 | 232 | 0.00058 | 99,583 | 397,785 | 0.99827 [b] | 6,531,524 | 65.6 |
| **5** | 0.00090 | 90 | 0.00018 | 99,351 | 496,532 | 0.99845 | 6,133,738 | 61.7 |
| **10** | 0.00219 | 217 | 0.00044 | 99,262 | 495,765 | 0.99420 | 5,637,206 | 56.8 |
| **15** | 0.00942 | 933 | 0.00189 | 99,044 | 492,890 | 0.99191 | 5,141,441 | 51.9 |
| **20** | 0.00675 | 663 | 0.00136 | 98,112 | 488,902 | 0.99192 | 4,648,551 | 47.4 |
| **25** | 0.00942 | 918 | 0.00189 | 97,449 | 484,951 | 0.98899 | 4,159,649 | 42.7 |
| **30** | 0.01262 | 1,218 | 0.00254 | 96,531 | 479,611 | 0.98224 | 3,674,699 | 38.1 |
| **35** | 0.02298 | 2,190 | 0.00465 | 95,313 | 471,091 | 0.97022 | 3,195,087 | 33.5 |
| **40** | 0.03675 | 3,422 | 0.00749 | 93,123 | 457,061 | 0.95935 | 2,723,996 | 29.3 |
| **45** | 0.04469 | 4,009 | 0.00914 | 89,701 | 438,484 | 0.94437 | 2,266,935 | 25.3 |
| **50** | 0.06709 | 5,749 | 0.01388 | 85,692 | 414,089 | 0.91890 | 1,828,451 | 21.3 |
| **55** | 0.09611 | 7,684 | 0.02019 | 79,943 | 380,508 | 0.87702 | 1,414,362 | 17.7 |
| **60** | 0.15271 | 11,035 | 0.03307 | 72,260 | 333,711 | 0.83324 | 1,033,854 | 14.3 |
| **65** | 0.18335 | 11,225 | 0.04037 | 61,225 | 278,060 | 0.75390 | 700,143 | 11.4 |
| **70** | 0.32294 | 16,147 | 0.07703 | 49,999 | 209,629 | 0.61206 | 422,082 | 8.4 |
| **75** | 0.48395 | 16,383 | 0.12769 | 33,852 | 128,305 | 0.39608 [c] | 212,453 | 6.3 |
| **80+** | 1.00000 | 17,470 | 0.20760 | 17,470 | 84,149 | - | 84,149 | 4.8 |
| **Perempuan** *Female* | | | | | | | | |
| **0** | 0.00574 | 574 | 0.00577 | 100,000 | 99,465 | 0.99301 [a] | 7,283,358 | 72.8 |
| **1** | 0.00269 | 268 | 0.00067 | 99,426 | 397,039 | 0.99857 [b] | 7,183,893 | 72.3 |
| **5** | 0.00000 | - | 0.00000 | 99,158 | 495,792 | 0.99909 | 6,786,853 | 68.4 |
| **10** | 0.00181 | 180 | 0.00036 | 99,158 | 495,343 | 0.99813 | 6,291,061 | 63.4 |
| **15** | 0.00193 | 191 | 0.00039 | 98,979 | 494,417 | 0.99825 | 5,795,718 | 58.6 |
| **20** | 0.00157 | 156 | 0.00032 | 98,788 | 493,551 | 0.99759 | 5,301,301 | 53.7 |
| **25** | 0.00324 | 320 | 0.00065 | 98,632 | 492,362 | 0.99601 | 4,807,749 | 48.7 |
| **30** | 0.00474 | 466 | 0.00095 | 98,312 | 490,397 | 0.99360 | 4,315,387 | 43.9 |
| **35** | 0.00806 | 789 | 0.00162 | 97,846 | 487,259 | 0.98773 | 3,824,990 | 39.1 |
| **40** | 0.01652 | 1,603 | 0.00333 | 97,057 | 481,279 | 0.97318 | 3,337,731 | 34.4 |
| **45** | 0.03729 | 3,560 | 0.00760 | 95,454 | 468,372 | 0.96312 | 2,856,452 | 29.9 |
| **50** | 0.03645 | 3,349 | 0.00742 | 91,895 | 451,100 | 0.95324 | 2,388,080 | 26.0 |
| **55** | 0.05747 | 5,089 | 0.01183 | 88,545 | 430,004 | 0.92837 | 1,936,980 | 21.9 |
| **60** | 0.08666 | 7,232 | 0.01812 | 83,456 | 399,203 | 0.90569 | 1,506,975 | 18.1 |
| **65** | 0.10269 | 7,828 | 0.02165 | 76,225 | 361,554 | 0.84273 | 1,107,773 | 14.5 |
| **70** | 0.21809 | 14,917 | 0.04896 | 68,397 | 304,693 | 0.73627 | 746,219 | 10.9 |
| **75** | 0.32211 | 17,226 | 0.07679 | 53,480 | 224,335 | 0.49191 [c] | 441,526 | 8.3 |
| **80+** | 1.00000 | 36,254 | 0.16692 | 36,254 | 217,191 | - | 217,191 | 6.0 |

**Nota:** *Notes:*
[a] **Daripada umur 0 hingga kumpulan umur 1-4** *From age of 0 to age group 1-4*
[b] **Daripada umur 0, kumpulan umur 1-4 hingga kumpulan umur 5-9** *From age of 0, age group 1-4 to age group 5-9*
[c] **Daripada umur 75 hingga 80+** *From age of 75 to 80+*

**Jadual 3.2.12: Jadual hayat ringkas mengikut jantina dan umur, Pokok Sena, Kedah, 2024**
*Table 3.2.12: Abridged life table by sex and age, Pokok Sena, Kedah, 2024*

| **Umur** *Age* | **Kebarangkalian mati di antara umur x dan umur x+n** *Probability of dying between age x and age x+n* | **Bilangan kematian di antara umur x dan umur x+n** *Number of deaths between age x and age x+n* | **Kadar tengah mortaliti di antara umur x dan umur x+n** *Central mortality rate between age x and age x+n* | **Penakat (orang yang masih hidup) pada umur tepat x** *Survivors at exact age x* | **Bilangan orang hidup-tahun di antara umur x dan umur x+n** *Number of person-years lived between age x and age x+n* | **Nisbah ketakatan** *Survival ratio* | **Jumlah bilangan orang hidup-tahun selepas umur tepat x** *Total number of person-years lived after exact age x* | **Jangkaan hayat** *Life expectancy* |
|---|---|---|---|---|---|---|---|---|
| **x** | $_nq_x$ | $_nd_x$ | $_nm_x$ | $l_x$ | $_nL_x$ | $_nS_x$ | $T_x$ | $e_x$ |
| **Lelaki dan Perempuan** *Both sexes* | | | | | | | | |
| **0** | 0.00523 | 523 | 0.00526 | 100,000 | 99,511 | 0.99428 [a] | 7,072,471 | 70.7 |
| **1** | 0.00113 | 112 | 0.00028 | 99,477 | 397,628 | 0.99861 [b] | 6,972,960 | 70.1 |
| **5** | 0.00150 | 149 | 0.00030 | 99,364 | 496,449 | 0.99849 | 6,575,332 | 66.2 |
| **10** | 0.00152 | 151 | 0.00030 | 99,215 | 495,700 | 0.99659 | 6,078,883 | 61.3 |
| **15** | 0.00531 | 526 | 0.00106 | 99,065 | 494,008 | 0.99491 | 5,583,183 | 56.4 |
| **20** | 0.00487 | 480 | 0.00098 | 98,539 | 491,493 | 0.99516 | 5,089,175 | 51.6 |
| **25** | 0.00481 | 472 | 0.00096 | 98,058 | 489,112 | 0.99420 | 4,597,682 | 46.9 |
| **30** | 0.00678 | 662 | 0.00136 | 97,587 | 486,278 | 0.99163 | 4,108,570 | 42.1 |
| **35** | 0.00998 | 967 | 0.00201 | 96,925 | 482,206 | 0.98156 | 3,622,292 | 37.4 |
| **40** | 0.02698 | 2,589 | 0.00547 | 95,958 | 473,316 | 0.97133 | 3,140,086 | 32.7 |
| **45** | 0.03040 | 2,838 | 0.00617 | 93,369 | 459,748 | 0.95972 | 2,666,770 | 28.6 |
| **50** | 0.05048 | 4,570 | 0.01036 | 90,531 | 441,229 | 0.93814 | 2,207,022 | 24.4 |
| **55** | 0.07386 | 6,349 | 0.01534 | 85,961 | 413,933 | 0.91400 | 1,765,793 | 20.5 |
| **60** | 0.09910 | 7,890 | 0.02085 | 79,612 | 378,336 | 0.88986 | 1,351,860 | 17.0 |
| **65** | 0.12238 | 8,778 | 0.02607 | 71,722 | 336,668 | 0.81849 | 973,524 | 13.6 |
| **70** | 0.24889 | 15,666 | 0.05685 | 62,945 | 275,559 | 0.70120 | 636,856 | 10.1 |
| **75** | 0.36525 | 17,269 | 0.08937 | 47,279 | 193,222 | 0.46520 [c] | 361,297 | 7.6 |
| **80+** | 1.00000 | 30,010 | 0.17855 | 30,010 | 168,075 | - | 168,075 | 5.6 |
| **Lelaki** *Male* | | | | | | | | |
| **0** | 0.00686 | 686 | 0.00691 | 100,000 | 99,356 | 0.99254 [a] | 6,892,263 | 68.9 |
| **1** | 0.00144 | 143 | 0.00036 | 99,314 | 396,915 | 0.99844 [b] | 6,792,906 | 68.4 |
| **5** | 0.00144 | 143 | 0.00029 | 99,170 | 495,495 | 0.99891 | 6,395,991 | 64.5 |
| **10** | 0.00073 | 73 | 0.00015 | 99,028 | 494,957 | 0.99542 | 5,900,496 | 59.6 |
| **15** | 0.00842 | 833 | 0.00169 | 98,955 | 492,692 | 0.99253 | 5,405,539 | 54.6 |
| **20** | 0.00650 | 638 | 0.00130 | 98,122 | 489,013 | 0.99485 | 4,912,848 | 50.1 |
| **25** | 0.00379 | 370 | 0.00076 | 97,484 | 486,494 | 0.99604 | 4,423,834 | 45.4 |
| **30** | 0.00413 | 401 | 0.00083 | 97,114 | 484,568 | 0.99218 | 3,937,340 | 40.5 |
| **35** | 0.01153 | 1,115 | 0.00232 | 96,713 | 480,779 | 0.97740 | 3,452,772 | 35.7 |
| **40** | 0.03381 | 3,232 | 0.00688 | 95,598 | 469,913 | 0.96636 | 2,971,993 | 31.1 |
| **45** | 0.03347 | 3,091 | 0.00681 | 92,367 | 454,105 | 0.95632 | 2,502,080 | 27.1 |
| **50** | 0.05425 | 4,844 | 0.01115 | 89,275 | 434,268 | 0.93338 | 2,047,975 | 22.9 |
| **55** | 0.07969 | 6,728 | 0.01660 | 84,432 | 405,339 | 0.90343 | 1,613,707 | 19.1 |
| **60** | 0.11491 | 8,929 | 0.02438 | 77,704 | 366,197 | 0.86696 | 1,208,367 | 15.6 |
| **65** | 0.15352 | 10,559 | 0.03326 | 68,775 | 317,478 | 0.77562 | 842,171 | 12.2 |
| **70** | 0.30808 | 17,935 | 0.07283 | 58,216 | 246,244 | 0.64415 | 524,692 | 9.0 |
| **75** | 0.42491 | 17,116 | 0.10791 | 40,281 | 158,617 | 0.43035 [c] | 278,449 | 6.9 |
| **80+** | 1.00000 | 23,166 | 0.19332 | 23,166 | 119,832 | - | 119,832 | 5.2 |
| **Perempuan** *Female* | | | | | | | | |
| **0** | 0.00355 | 355 | 0.00356 | 100,000 | 99,667 | 0.99611 [a] | 7,288,779 | 72.9 |
| **1** | 0.00079 | 78 | 0.00020 | 99,645 | 398,387 | 0.99878 [b] | 7,189,112 | 72.1 |
| **5** | 0.00157 | 156 | 0.00031 | 99,567 | 497,444 | 0.99804 | 6,790,726 | 68.2 |
| **10** | 0.00236 | 234 | 0.00047 | 99,411 | 496,468 | 0.99795 | 6,293,282 | 63.3 |
| **15** | 0.00175 | 174 | 0.00035 | 99,176 | 495,447 | 0.99785 | 5,796,814 | 58.4 |
| **20** | 0.00254 | 251 | 0.00051 | 99,003 | 494,385 | 0.99558 | 5,301,367 | 53.5 |
| **25** | 0.00630 | 622 | 0.00126 | 98,751 | 492,201 | 0.99163 | 4,806,982 | 48.7 |
| **30** | 0.01045 | 1,026 | 0.00210 | 98,129 | 488,083 | 0.99078 | 4,314,781 | 44.0 |
| **35** | 0.00798 | 775 | 0.00160 | 97,104 | 483,582 | 0.98660 | 3,826,698 | 39.4 |
| **40** | 0.01886 | 1,817 | 0.00381 | 96,329 | 477,102 | 0.97737 | 3,343,116 | 34.7 |
| **45** | 0.02648 | 2,503 | 0.00537 | 94,512 | 466,304 | 0.96386 | 2,866,014 | 30.3 |
| **50** | 0.04607 | 4,239 | 0.00943 | 92,009 | 449,450 | 0.94369 | 2,399,710 | 26.1 |
| **55** | 0.06705 | 5,885 | 0.01388 | 87,771 | 424,140 | 0.92646 | 1,950,260 | 22.2 |
| **60** | 0.08049 | 6,591 | 0.01677 | 81,885 | 392,949 | 0.91558 | 1,526,120 | 18.6 |
| **65** | 0.08870 | 6,678 | 0.01856 | 75,294 | 359,775 | 0.86015 | 1,133,171 | 15.0 |
| **70** | 0.19598 | 13,447 | 0.04345 | 68,616 | 309,461 | 0.75209 | 773,396 | 11.3 |
| **75** | 0.31250 | 17,240 | 0.07407 | 55,168 | 232,742 | 0.49833 [c] | 463,935 | 8.4 |
| **80+** | 1.00000 | 37,928 | 0.16405 | 37,928 | 231,193 | - | 231,193 | 6.1 |

**Nota:** *Notes:*
[a] **Daripada umur 0 hingga kumpulan umur 1-4** *From age of 0 to age group 1-4*
[b] **Daripada umur 0, kumpulan umur 1-4 hingga kumpulan umur 5-9** *From age of 0, age group 1-4 to age group 5-9*
[c] **Daripada umur 75 hingga 80+** *From age of 75 to 80+*

**Muka surat ini sengaja dibiarkan kosong**

*This page is deliberately left blank*

# NEGERI & DAERAH PENTADBIRAN

## *STATE & ADMINISTRATIVE DISTRICT*

# KELANTAN 2024

**Muka surat ini sengaja dibiarkan kosong**

*This page is deliberately left blank*

**Jadual 3.3: Jadual hayat ringkas mengikut jantina dan umur, Kelantan, 2024**
*Table 3.3: Abridged life table by sex and age, Kelantan, 2024*

| **Umur** *Age* | **Kebarangkalian mati di antara umur x dan umur x+n** *Probability of dying between age x and age x+n* | **Bilangan kematian di antara umur x dan umur x+n** *Number of deaths between age x and age x+n* | **Kadar tengah mortaliti di antara umur x dan umur x+n** *Central mortality rate between age x and age x+n* | **Penakat (orang yang masih hidup) pada umur tepat x** *Survivors at exact age x* | **Bilangan orang hidup-tahun di antara umur x dan umur x+n** *Number of person-years lived between age x and age x+n* | **Nisbah ketakatan** *Survival ratio* | **Jumlah bilangan orang hidup-tahun selepas umur tepat x** *Total number of person-years lived after exact age x* | **Jangkaan hayat** *Life expectancy* |
|---|---|---|---|---|---|---|---|---|
| **x** | $_nq_x$ | $_nd_x$ | $_nm_x$ | $l_x$ | $_nL_x$ | $_nS_x$ | $T_x$ | $e_x$ |
| **Lelaki dan Perempuan** *Both sexes* | | | | | | | | |
| **0** | 0.00672 | 672 | 0.00677 | 100,000 | 99,375 | 0.99258 [a] | 7,291,352 | 72.9 |
| **1** | 0.00159 | 158 | 0.00040 | 99,328 | 396,917 | 0.99856 [b] | 7,191,977 | 72.4 |
| **5** | 0.00108 | 108 | 0.00022 | 99,169 | 495,578 | 0.99873 | 6,795,060 | 68.5 |
| **10** | 0.00146 | 145 | 0.00029 | 99,062 | 494,947 | 0.99773 | 6,299,482 | 63.6 |
| **15** | 0.00307 | 304 | 0.00061 | 98,917 | 493,825 | 0.99665 | 5,804,535 | 58.7 |
| **20** | 0.00364 | 359 | 0.00073 | 98,613 | 492,169 | 0.99581 | 5,310,710 | 53.9 |
| **25** | 0.00474 | 466 | 0.00095 | 98,254 | 490,106 | 0.99367 | 4,818,541 | 49.0 |
| **30** | 0.00793 | 776 | 0.00159 | 97,788 | 487,002 | 0.99008 | 4,328,435 | 44.3 |
| **35** | 0.01192 | 1,156 | 0.00240 | 97,013 | 482,173 | 0.98478 | 3,841,433 | 39.6 |
| **40** | 0.01857 | 1,780 | 0.00375 | 95,856 | 474,833 | 0.97621 | 3,359,260 | 35.0 |
| **45** | 0.02911 | 2,738 | 0.00591 | 94,077 | 463,538 | 0.96567 | 2,884,426 | 30.7 |
| **50** | 0.03970 | 3,627 | 0.00810 | 91,338 | 447,626 | 0.95213 | 2,420,888 | 26.5 |
| **55** | 0.05638 | 4,945 | 0.01160 | 87,712 | 426,197 | 0.93487 | 1,973,262 | 22.5 |
| **60** | 0.07440 | 6,158 | 0.01546 | 82,767 | 398,438 | 0.90676 | 1,547,065 | 18.7 |
| **65** | 0.11358 | 8,701 | 0.02408 | 76,609 | 361,289 | 0.85401 | 1,148,627 | 15.0 |
| **70** | 0.18254 | 12,396 | 0.04018 | 67,907 | 308,546 | 0.76737 | 787,338 | 11.6 |
| **75** | 0.29391 | 16,315 | 0.06891 | 55,511 | 236,768 | 0.50549 [c] | 478,792 | 8.6 |
| **80+** | 1.00000 | 39,196 | 0.16195 | 39,196 | 242,025 | - | 242,025 | 6.2 |
| **Lelaki** *Male* | | | | | | | | |
| **0** | 0.00757 | 757 | 0.00762 | 100,000 | 99,292 | 0.99172 [a] | 7,031,075 | 70.3 |
| **1** | 0.00171 | 170 | 0.00043 | 99,243 | 396,570 | 0.99829 [b] | 6,931,783 | 69.8 |
| **5** | 0.00143 | 141 | 0.00029 | 99,073 | 495,013 | 0.99836 | 6,535,213 | 66.0 |
| **10** | 0.00186 | 184 | 0.00037 | 98,932 | 494,200 | 0.99680 | 6,040,200 | 61.1 |
| **15** | 0.00454 | 448 | 0.00091 | 98,748 | 492,620 | 0.99497 | 5,546,001 | 56.2 |
| **20** | 0.00553 | 543 | 0.00111 | 98,300 | 490,142 | 0.99408 | 5,053,380 | 51.4 |
| **25** | 0.00632 | 618 | 0.00127 | 97,757 | 487,239 | 0.99191 | 4,563,238 | 46.7 |
| **30** | 0.00987 | 959 | 0.00198 | 97,139 | 483,297 | 0.98751 | 4,076,000 | 42.0 |
| **35** | 0.01514 | 1,456 | 0.00305 | 96,180 | 477,259 | 0.98145 | 3,592,703 | 37.4 |
| **40** | 0.02202 | 2,086 | 0.00445 | 94,724 | 468,404 | 0.96992 | 3,115,444 | 32.9 |
| **45** | 0.03831 | 3,549 | 0.00781 | 92,638 | 454,317 | 0.95469 | 2,647,040 | 28.6 |
| **50** | 0.05258 | 4,685 | 0.01080 | 89,089 | 433,732 | 0.93798 | 2,192,724 | 24.6 |
| **55** | 0.07197 | 6,075 | 0.01493 | 84,404 | 406,834 | 0.91800 | 1,758,991 | 20.8 |
| **60** | 0.09282 | 7,270 | 0.01947 | 78,330 | 373,472 | 0.88545 | 1,352,157 | 17.3 |
| **65** | 0.13851 | 9,842 | 0.02976 | 71,059 | 330,690 | 0.82258 | 978,685 | 13.8 |
| **70** | 0.22258 | 13,626 | 0.05009 | 61,217 | 272,020 | 0.72589 | 647,995 | 10.6 |
| **75** | 0.34041 | 16,200 | 0.08205 | 47,591 | 197,456 | 0.47482 [c] | 375,974 | 7.9 |
| **80+** | 1.00000 | 31,391 | 0.17584 | 31,391 | 178,519 | - | 178,519 | 5.7 |
| **Perempuan** *Female* | | | | | | | | |
| **0** | 0.00583 | 583 | 0.00586 | 100,000 | 99,457 | 0.99353 [a] | 7,572,619 | 75.7 |
| **1** | 0.00147 | 146 | 0.00037 | 99,417 | 397,308 | 0.99882 [b] | 7,473,163 | 75.2 |
| **5** | 0.00073 | 73 | 0.00015 | 99,272 | 496,177 | 0.99912 | 7,075,855 | 71.3 |
| **10** | 0.00104 | 103 | 0.00021 | 99,199 | 495,738 | 0.99873 | 6,579,678 | 66.3 |
| **15** | 0.00150 | 149 | 0.00030 | 99,096 | 495,108 | 0.99838 | 6,083,941 | 61.4 |
| **20** | 0.00174 | 173 | 0.00035 | 98,947 | 494,305 | 0.99756 | 5,588,832 | 56.5 |
| **25** | 0.00313 | 309 | 0.00063 | 98,775 | 493,100 | 0.99555 | 5,094,528 | 51.6 |
| **30** | 0.00577 | 568 | 0.00116 | 98,465 | 490,907 | 0.99289 | 4,601,428 | 46.7 |
| **35** | 0.00847 | 829 | 0.00170 | 97,897 | 487,414 | 0.98834 | 4,110,522 | 42.0 |
| **40** | 0.01487 | 1,444 | 0.00300 | 97,068 | 481,732 | 0.98259 | 3,623,107 | 37.3 |
| **45** | 0.01999 | 1,911 | 0.00404 | 95,625 | 473,344 | 0.97604 | 3,141,376 | 32.9 |
| **50** | 0.02801 | 2,625 | 0.00568 | 93,713 | 462,004 | 0.96488 | 2,668,032 | 28.5 |
| **55** | 0.04245 | 3,866 | 0.00867 | 91,088 | 445,776 | 0.95015 | 2,206,028 | 24.2 |
| **60** | 0.05759 | 5,023 | 0.01186 | 87,222 | 423,553 | 0.92615 | 1,760,252 | 20.2 |
| **65** | 0.09111 | 7,489 | 0.01909 | 82,199 | 392,274 | 0.88224 | 1,336,698 | 16.3 |
| **70** | 0.14709 | 10,989 | 0.03175 | 74,710 | 346,080 | 0.80483 | 944,424 | 12.6 |
| **75** | 0.25155 | 16,029 | 0.05755 | 63,721 | 278,534 | 0.53449 [c] | 598,345 | 9.4 |
| **80+** | 1.00000 | 47,692 | 0.14913 | 47,692 | 319,811 | - | 319,811 | 6.7 |

**Nota:** *Notes:*
[a] **Daripada umur 0 hingga kumpulan umur 1-4** *From age of 0 to age group 1-4*
[b] **Daripada umur 0, kumpulan umur 1-4 hingga kumpulan umur 5-9** *From age of 0, age group 1-4 to age group 5-9*
[c] **Daripada umur 75 hingga 80+** *From age of 75 to 80+*

**Jadual 3.3.1: Jadual hayat ringkas mengikut jantina dan umur, Bachok, Kelantan, 2024**
*Table 3.3.1: Abridged life table by sex and age, Bachok, Kelantan, 2024*

| **Umur** *Age* | **Kebarangkalian mati di antara umur x dan umur x+n** *Probability of dying between age x and age x+n* | **Bilangan kematian di antara umur x dan umur x+n** *Number of deaths between age x and age x+n* | **Kadar tengah mortaliti di antara umur x dan umur x+n** *Central mortality rate between age x and age x+n* | **Penakat (orang yang masih hidup) pada umur tepat x** *Survivors at exact age x* | **Bilangan orang hidup-tahun di antara umur x dan umur x+n** *Number of person-years lived between age x and age x+n* | **Nisbah ketakatan** *Survival ratio* | **Jumlah bilangan orang hidup-tahun selepas umur tepat x** *Total number of person-years lived after exact age x* | **Jangkaan hayat** *Life expectancy* |
|---|---|---|---|---|---|---|---|---|
| **x** | $_nq_x$ | $_nd_x$ | $_nm_x$ | $l_x$ | $_nL_x$ | $_nS_x$ | $T_x$ | $e_x$ |
| **Lelaki dan Perempuan** *Both sexes* | | | | | | | | |
| **0** | 0.00667 | 667 | 0.00671 | 100,000 | 99,380 | 0.99258 [a] | 7,296,702 | 73.0 |
| **1** | 0.00171 | 169 | 0.00043 | 99,333 | 396,911 | 0.99846 [b] | 7,197,322 | 72.5 |
| **5** | 0.00117 | 116 | 0.00023 | 99,164 | 495,528 | 0.99875 | 6,800,411 | 68.6 |
| **10** | 0.00133 | 131 | 0.00027 | 99,048 | 494,910 | 0.99803 | 6,304,883 | 63.7 |
| **15** | 0.00261 | 258 | 0.00052 | 98,916 | 493,935 | 0.99702 | 5,809,973 | 58.7 |
| **20** | 0.00334 | 330 | 0.00067 | 98,658 | 492,465 | 0.99586 | 5,316,038 | 53.9 |
| **25** | 0.00493 | 485 | 0.00099 | 98,328 | 490,429 | 0.99390 | 4,823,573 | 49.1 |
| **30** | 0.00728 | 712 | 0.00146 | 97,843 | 487,435 | 0.99093 | 4,333,144 | 44.3 |
| **35** | 0.01088 | 1,057 | 0.00219 | 97,131 | 483,013 | 0.98477 | 3,845,709 | 39.6 |
| **40** | 0.01964 | 1,887 | 0.00397 | 96,074 | 475,655 | 0.97773 | 3,362,696 | 35.0 |
| **45** | 0.02496 | 2,351 | 0.00506 | 94,188 | 465,061 | 0.97004 | 2,887,041 | 30.7 |
| **50** | 0.03509 | 3,223 | 0.00714 | 91,837 | 451,127 | 0.95389 | 2,421,980 | 26.4 |
| **55** | 0.05752 | 5,097 | 0.01185 | 88,614 | 430,326 | 0.93612 | 1,970,854 | 22.2 |
| **60** | 0.07064 | 5,899 | 0.01464 | 83,517 | 402,835 | 0.90829 | 1,540,527 | 18.4 |
| **65** | 0.11439 | 8,879 | 0.02427 | 77,617 | 365,890 | 0.85021 | 1,137,692 | 14.7 |
| **70** | 0.18977 | 13,044 | 0.04193 | 68,739 | 311,082 | 0.74907 | 771,803 | 11.2 |
| **75** | 0.32642 | 18,180 | 0.07802 | 55,694 | 233,022 | 0.49422 [c] | 460,721 | 8.3 |
| **80+** | 1.00000 | 37,514 | 0.16475 | 37,514 | 227,699 | - | 227,699 | 6.1 |
| **Lelaki** *Male* | | | | | | | | |
| **0** | 0.00598 | 598 | 0.00601 | 100,000 | 99,438 | 0.99321 [a] | 6,994,503 | 69.9 |
| **1** | 0.00189 | 188 | 0.00047 | 99,402 | 397,165 | 0.99811 [b] | 6,895,065 | 69.4 |
| **5** | 0.00163 | 162 | 0.00033 | 99,214 | 495,666 | 0.99796 | 6,497,900 | 65.5 |
| **10** | 0.00245 | 243 | 0.00049 | 99,052 | 494,654 | 0.99693 | 6,002,234 | 60.6 |
| **15** | 0.00368 | 364 | 0.00074 | 98,810 | 493,138 | 0.99516 | 5,507,580 | 55.7 |
| **20** | 0.00600 | 591 | 0.00120 | 98,446 | 490,751 | 0.99310 | 5,014,442 | 50.9 |
| **25** | 0.00780 | 763 | 0.00157 | 97,855 | 487,366 | 0.99111 | 4,523,691 | 46.2 |
| **30** | 0.01000 | 971 | 0.00201 | 97,092 | 483,032 | 0.98726 | 4,036,325 | 41.6 |
| **35** | 0.01552 | 1,492 | 0.00313 | 96,121 | 476,875 | 0.98007 | 3,553,293 | 37.0 |
| **40** | 0.02441 | 2,310 | 0.00494 | 94,629 | 467,372 | 0.97172 | 3,076,418 | 32.5 |
| **45** | 0.03224 | 2,976 | 0.00655 | 92,319 | 454,156 | 0.96005 | 2,609,046 | 28.3 |
| **50** | 0.04792 | 4,282 | 0.00982 | 89,343 | 436,012 | 0.94095 | 2,154,890 | 24.1 |
| **55** | 0.07073 | 6,016 | 0.01466 | 85,062 | 410,267 | 0.92128 | 1,718,878 | 20.2 |
| **60** | 0.08733 | 6,903 | 0.01826 | 79,045 | 377,969 | 0.87964 | 1,308,611 | 16.6 |
| **65** | 0.15654 | 11,293 | 0.03397 | 72,142 | 332,478 | 0.79972 | 930,641 | 12.9 |
| **70** | 0.25214 | 15,342 | 0.05770 | 60,849 | 265,889 | 0.68649 | 598,163 | 9.8 |
| **75** | 0.39557 | 18,001 | 0.09862 | 45,507 | 182,531 | 0.45066 [c] | 332,274 | 7.3 |
| **80+** | 1.00000 | 27,506 | 0.18369 | 27,506 | 149,743 | - | 149,743 | 5.4 |
| **Perempuan** *Female* | | | | | | | | |
| **0** | 0.00738 | 738 | 0.00743 | 100,000 | 99,315 | 0.99198 [a] | 7,619,649 | 76.2 |
| **1** | 0.00151 | 150 | 0.00038 | 99,262 | 396,675 | 0.99878 [b] | 7,520,333 | 75.8 |
| **5** | 0.00070 | 70 | 0.00014 | 99,112 | 495,385 | 0.99953 | 7,123,659 | 71.9 |
| **10** | 0.00024 | 24 | 0.00005 | 99,042 | 495,152 | 0.99907 | 6,628,274 | 66.9 |
| **15** | 0.00161 | 160 | 0.00032 | 99,019 | 494,693 | 0.99869 | 6,133,122 | 61.9 |
| **20** | 0.00100 | 99 | 0.00020 | 98,859 | 494,047 | 0.99833 | 5,638,429 | 57.0 |
| **25** | 0.00235 | 232 | 0.00047 | 98,760 | 493,220 | 0.99661 | 5,144,383 | 52.1 |
| **30** | 0.00444 | 437 | 0.00089 | 98,528 | 491,548 | 0.99472 | 4,651,162 | 47.2 |
| **35** | 0.00613 | 601 | 0.00123 | 98,091 | 488,951 | 0.98958 | 4,159,614 | 42.4 |
| **40** | 0.01473 | 1,436 | 0.00297 | 97,489 | 483,857 | 0.98366 | 3,670,663 | 37.7 |
| **45** | 0.01798 | 1,727 | 0.00363 | 96,053 | 475,950 | 0.97926 | 3,186,806 | 33.2 |
| **50** | 0.02355 | 2,222 | 0.00477 | 94,327 | 466,079 | 0.96557 | 2,710,857 | 28.7 |
| **55** | 0.04556 | 4,197 | 0.00933 | 92,105 | 450,034 | 0.95010 | 2,244,778 | 24.4 |
| **60** | 0.05444 | 4,786 | 0.01119 | 87,908 | 427,578 | 0.93467 | 1,794,744 | 20.4 |
| **65** | 0.07685 | 6,388 | 0.01598 | 83,123 | 399,645 | 0.89285 | 1,367,166 | 16.4 |
| **70** | 0.13997 | 10,741 | 0.03010 | 76,735 | 356,824 | 0.80034 | 967,521 | 12.6 |
| **75** | 0.26906 | 17,757 | 0.06218 | 65,995 | 285,581 | 0.53237 [c] | 610,697 | 9.3 |
| **80+** | 1.00000 | 48,238 | 0.14837 | 48,238 | 325,116 | - | 325,116 | 6.7 |

**Nota:** *Notes:*
[a] **Daripada umur 0 hingga kumpulan umur 1-4** *From age of 0 to age group 1-4*
[b] **Daripada umur 0, kumpulan umur 1-4 hingga kumpulan umur 5-9** *From age of 0, age group 1-4 to age group 5-9*
[c] **Daripada umur 75 hingga 80+** *From age of 75 to 80+*

**Jadual 3.3.2: Jadual hayat ringkas mengikut jantina dan umur, Kota Bharu, Kelantan, 2024**
*Table 3.3.2: Abridged life table by sex and age, Kota Bharu, Kelantan, 2024*

| **Umur** *Age* | **Kebarangkalian mati di antara umur x dan umur x+n** *Probability of dying between age x and age x+n* | **Bilangan kematian di antara umur x dan umur x+n** *Number of deaths between age x and age x+n* | **Kadar tengah mortaliti di antara umur x dan umur x+n** *Central mortality rate between age x and age x+n* | **Penakat (orang yang masih hidup) pada umur tepat x** *Survivors at exact age x* | **Bilangan orang hidup-tahun di antara umur x dan umur x+n** *Number of person-years lived between age x and age x+n* | **Nisbah ketakatan** *Survival ratio* | **Jumlah bilangan orang hidup-tahun selepas umur tepat x** *Total number of person-years lived after exact age x* | **Jangkaan hayat** *Life expectancy* |
|---|---|---|---|---|---|---|---|---|
| **x** | $_nq_x$ | $_nd_x$ | $_nm_x$ | $l_x$ | $_nL_x$ | $_nS_x$ | $T_x$ | $e_x$ |
| **Lelaki dan Perempuan** *Both sexes* | | | | | | | | |
| **0** | 0.00679 | 679 | 0.00684 | 100,000 | 99,368 | 0.99252 [a] | 7,358,826 | 73.6 |
| **1** | 0.00159 | 158 | 0.00040 | 99,321 | 396,890 | 0.99847 [b] | 7,259,458 | 73.1 |
| **5** | 0.00126 | 125 | 0.00025 | 99,163 | 495,502 | 0.99862 | 6,862,568 | 69.2 |
| **10** | 0.00150 | 149 | 0.00030 | 99,038 | 494,817 | 0.99775 | 6,367,066 | 64.3 |
| **15** | 0.00300 | 297 | 0.00060 | 98,889 | 493,703 | 0.99706 | 5,872,249 | 59.4 |
| **20** | 0.00287 | 283 | 0.00058 | 98,592 | 492,253 | 0.99677 | 5,378,546 | 54.6 |
| **25** | 0.00359 | 353 | 0.00072 | 98,309 | 490,663 | 0.99490 | 4,886,293 | 49.7 |
| **30** | 0.00662 | 649 | 0.00133 | 97,956 | 488,159 | 0.99146 | 4,395,630 | 44.9 |
| **35** | 0.01048 | 1,020 | 0.00211 | 97,307 | 483,987 | 0.98673 | 3,907,471 | 40.2 |
| **40** | 0.01608 | 1,549 | 0.00324 | 96,288 | 477,566 | 0.97780 | 3,423,484 | 35.6 |
| **45** | 0.02842 | 2,693 | 0.00577 | 94,739 | 466,963 | 0.96705 | 2,945,918 | 31.1 |
| **50** | 0.03761 | 3,462 | 0.00767 | 92,046 | 451,575 | 0.95390 | 2,478,955 | 26.9 |
| **55** | 0.05492 | 4,865 | 0.01129 | 88,584 | 430,758 | 0.93507 | 2,027,379 | 22.9 |
| **60** | 0.07552 | 6,323 | 0.01570 | 83,719 | 402,790 | 0.90959 | 1,596,621 | 19.1 |
| **65** | 0.10652 | 8,244 | 0.02250 | 77,397 | 366,372 | 0.86202 | 1,193,831 | 15.4 |
| **70** | 0.17319 | 11,977 | 0.03792 | 69,152 | 315,820 | 0.78299 | 827,459 | 12.0 |
| **75** | 0.27000 | 15,438 | 0.06243 | 57,176 | 247,285 | 0.51668 [c] | 511,639 | 8.9 |
| **80+** | 1.00000 | 41,738 | 0.15789 | 41,738 | 264,354 | - | 264,354 | 6.3 |
| **Lelaki** *Male* | | | | | | | | |
| **0** | 0.00790 | 790 | 0.00795 | 100,000 | 99,262 | 0.99145 [a] | 7,105,158 | 71.1 |
| **1** | 0.00162 | 160 | 0.00040 | 99,210 | 396,461 | 0.99819 [b] | 7,005,896 | 70.6 |
| **5** | 0.00170 | 169 | 0.00034 | 99,050 | 494,828 | 0.99815 | 6,609,435 | 66.7 |
| **10** | 0.00200 | 197 | 0.00040 | 98,881 | 493,913 | 0.99678 | 6,114,606 | 61.8 |
| **15** | 0.00444 | 439 | 0.00089 | 98,684 | 492,323 | 0.99564 | 5,620,693 | 57.0 |
| **20** | 0.00428 | 421 | 0.00086 | 98,245 | 490,174 | 0.99554 | 5,128,371 | 52.2 |
| **25** | 0.00464 | 454 | 0.00093 | 97,824 | 487,988 | 0.99358 | 4,638,197 | 47.4 |
| **30** | 0.00821 | 799 | 0.00165 | 97,371 | 484,855 | 0.98955 | 4,150,209 | 42.6 |
| **35** | 0.01271 | 1,227 | 0.00256 | 96,571 | 479,788 | 0.98460 | 3,665,354 | 38.0 |
| **40** | 0.01812 | 1,728 | 0.00366 | 95,344 | 472,400 | 0.97230 | 3,185,565 | 33.4 |
| **45** | 0.03745 | 3,506 | 0.00763 | 93,616 | 459,314 | 0.95661 | 2,713,165 | 29.0 |
| **50** | 0.04956 | 4,466 | 0.01016 | 90,110 | 439,385 | 0.93922 | 2,253,851 | 25.0 |
| **55** | 0.07258 | 6,216 | 0.01506 | 85,644 | 412,680 | 0.91644 | 1,814,466 | 21.2 |
| **60** | 0.09540 | 7,577 | 0.02003 | 79,428 | 378,197 | 0.88934 | 1,401,786 | 17.6 |
| **65** | 0.12754 | 9,164 | 0.02725 | 71,851 | 336,344 | 0.83377 | 1,023,590 | 14.2 |
| **70** | 0.21056 | 13,200 | 0.04707 | 62,687 | 280,435 | 0.74358 | 687,246 | 11.0 |
| **75** | 0.31451 | 15,564 | 0.07464 | 49,487 | 208,525 | 0.48741 [c] | 406,810 | 8.2 |
| **80+** | 1.00000 | 33,923 | 0.17108 | 33,923 | 198,285 | - | 198,285 | 5.8 |
| **Perempuan** *Female* | | | | | | | | |
| **0** | 0.00564 | 564 | 0.00567 | 100,000 | 99,474 | 0.99367 [a] | 7,625,728 | 76.3 |
| **1** | 0.00156 | 155 | 0.00039 | 99,436 | 397,360 | 0.99875 [b] | 7,526,254 | 75.7 |
| **5** | 0.00078 | 77 | 0.00016 | 99,281 | 496,213 | 0.99912 | 7,128,894 | 71.8 |
| **10** | 0.00098 | 97 | 0.00020 | 99,204 | 495,776 | 0.99876 | 6,632,681 | 66.9 |
| **15** | 0.00150 | 149 | 0.00030 | 99,106 | 495,161 | 0.99852 | 6,136,905 | 61.9 |
| **20** | 0.00146 | 145 | 0.00029 | 98,958 | 494,428 | 0.99798 | 5,641,745 | 57.0 |
| **25** | 0.00258 | 255 | 0.00052 | 98,813 | 493,428 | 0.99626 | 5,147,317 | 52.1 |
| **30** | 0.00489 | 482 | 0.00098 | 98,558 | 491,585 | 0.99354 | 4,653,889 | 47.2 |
| **35** | 0.00804 | 789 | 0.00162 | 98,076 | 488,408 | 0.98906 | 4,162,304 | 42.4 |
| **40** | 0.01387 | 1,349 | 0.00279 | 97,287 | 483,063 | 0.98321 | 3,673,896 | 37.8 |
| **45** | 0.01975 | 1,895 | 0.00399 | 95,938 | 474,953 | 0.97666 | 3,190,833 | 33.3 |
| **50** | 0.02700 | 2,539 | 0.00547 | 94,043 | 463,866 | 0.96700 | 2,715,881 | 28.9 |
| **55** | 0.03916 | 3,583 | 0.00799 | 91,504 | 448,560 | 0.95163 | 2,252,015 | 24.6 |
| **60** | 0.05796 | 5,096 | 0.01194 | 87,920 | 426,862 | 0.92753 | 1,803,455 | 20.5 |
| **65** | 0.08786 | 7,277 | 0.01838 | 82,824 | 395,929 | 0.88700 | 1,376,593 | 16.6 |
| **70** | 0.14056 | 10,619 | 0.03024 | 75,547 | 351,188 | 0.81794 | 980,665 | 13.0 |
| **75** | 0.23034 | 14,956 | 0.05206 | 64,928 | 287,251 | 0.54367 [c] | 629,476 | 9.7 |
| **80+** | 1.00000 | 49,972 | 0.14602 | 49,972 | 342,225 | - | 342,225 | 6.8 |

**Nota:** *Notes:*
[a] **Daripada umur 0 hingga kumpulan umur 1-4** *From age of 0 to age group 1-4*
[b] **Daripada umur 0, kumpulan umur 1-4 hingga kumpulan umur 5-9** *From age of 0, age group 1-4 to age group 5-9*
[c] **Daripada umur 75 hingga 80+** *From age of 75 to 80+*

**Jadual 3.3.3: Jadual hayat ringkas mengikut jantina dan umur, Machang, Kelantan, 2024**
*Table 3.3.3: Abridged life table by sex and age, Machang, Kelantan, 2024*

| **Umur** *Age* | **Kebarangkalian mati di antara umur x dan umur x+n** *Probability of dying between age x and age x+n* | **Bilangan kematian di antara umur x dan umur x+n** *Number of deaths between age x and age x+n* | **Kadar tengah mortaliti di antara umur x dan umur x+n** *Central mortality rate between age x and age x+n* | **Penakat (orang yang masih hidup) pada umur tepat x** *Survivors at exact age x* | **Bilangan orang hidup-tahun di antara umur x dan umur x+n** *Number of person-years lived between age x and age x+n* | **Nisbah ketakatan** *Survival ratio* | **Jumlah bilangan orang hidup-tahun selepas umur tepat x** *Total number of person-years lived after exact age x* | **Jangkaan hayat** *Life expectancy* |
|---|---|---|---|---|---|---|---|---|
| **x** | $_nq_x$ | $_nd_x$ | $_nm_x$ | $l_x$ | $_nL_x$ | $_nS_x$ | $T_x$ | $e_x$ |
| **Lelaki dan Perempuan** *Both sexes* | | | | | | | | |
| **0** | 0.00539 | 539 | 0.00541 | 100,000 | 99,497 | 0.99401 [a] | 7,275,841 | 72.8 |
| **1** | 0.00136 | 135 | 0.00034 | 99,461 | 397,510 | 0.99912 [b] | 7,176,344 | 72.2 |
| **5** | 0.00025 | 25 | 0.00005 | 99,326 | 496,568 | 0.99937 | 6,778,835 | 68.2 |
| **10** | 0.00101 | 100 | 0.00020 | 99,301 | 496,256 | 0.99755 | 6,282,266 | 63.3 |
| **15** | 0.00389 | 386 | 0.00078 | 99,201 | 495,042 | 0.99626 | 5,786,010 | 58.3 |
| **20** | 0.00358 | 354 | 0.00072 | 98,816 | 493,193 | 0.99541 | 5,290,967 | 53.5 |
| **25** | 0.00560 | 552 | 0.00112 | 98,461 | 490,928 | 0.99236 | 4,797,775 | 48.7 |
| **30** | 0.00969 | 949 | 0.00195 | 97,910 | 487,178 | 0.98594 | 4,306,847 | 44.0 |
| **35** | 0.01847 | 1,790 | 0.00373 | 96,961 | 480,330 | 0.97964 | 3,819,669 | 39.4 |
| **40** | 0.02229 | 2,121 | 0.00451 | 95,171 | 470,550 | 0.97187 | 3,339,339 | 35.1 |
| **45** | 0.03411 | 3,174 | 0.00694 | 93,049 | 457,312 | 0.96067 | 2,868,789 | 30.8 |
| **50** | 0.04474 | 4,021 | 0.00915 | 89,876 | 439,324 | 0.95127 | 2,411,477 | 26.8 |
| **55** | 0.05290 | 4,542 | 0.01087 | 85,854 | 417,917 | 0.93733 | 1,972,153 | 23.0 |
| **60** | 0.07299 | 5,935 | 0.01515 | 81,313 | 391,725 | 0.90703 | 1,554,236 | 19.1 |
| **65** | 0.11452 | 8,632 | 0.02429 | 75,377 | 355,307 | 0.86674 | 1,162,511 | 15.4 |
| **70** | 0.15444 | 10,308 | 0.03347 | 66,745 | 307,957 | 0.78947 | 807,205 | 12.1 |
| **75** | 0.27687 | 15,626 | 0.06427 | 56,437 | 243,123 | 0.51302 [c] | 499,248 | 8.8 |
| **80+** | 1.00000 | 40,812 | 0.15934 | 40,812 | 256,125 | - | 256,125 | 6.3 |
| **Lelaki** *Male* | | | | | | | | |
| **0** | 0.00689 | 689 | 0.00694 | 100,000 | 99,354 | 0.99258 [a] | 6,987,379 | 69.9 |
| **1** | 0.00130 | 129 | 0.00032 | 99,311 | 396,938 | 0.99897 [b] | 6,888,025 | 69.4 |
| **5** | 0.00053 | 52 | 0.00011 | 99,182 | 495,779 | 0.99903 | 6,491,088 | 65.4 |
| **10** | 0.00141 | 139 | 0.00028 | 99,130 | 495,300 | 0.99629 | 5,995,309 | 60.5 |
| **15** | 0.00603 | 596 | 0.00121 | 98,990 | 493,461 | 0.99420 | 5,500,008 | 55.6 |
| **20** | 0.00557 | 548 | 0.00112 | 98,394 | 490,599 | 0.99345 | 5,006,548 | 50.9 |
| **25** | 0.00754 | 737 | 0.00151 | 97,846 | 487,386 | 0.98837 | 4,515,948 | 46.2 |
| **30** | 0.01575 | 1,529 | 0.00317 | 97,108 | 481,719 | 0.97883 | 4,028,563 | 41.5 |
| **35** | 0.02669 | 2,551 | 0.00541 | 95,579 | 471,519 | 0.97438 | 3,546,843 | 37.1 |
| **40** | 0.02452 | 2,281 | 0.00497 | 93,029 | 459,439 | 0.96382 | 3,075,324 | 33.1 |
| **45** | 0.04813 | 4,367 | 0.00986 | 90,747 | 442,817 | 0.94864 | 2,615,885 | 28.8 |
| **50** | 0.05475 | 4,729 | 0.01126 | 86,380 | 420,075 | 0.93963 | 2,173,067 | 25.2 |
| **55** | 0.06631 | 5,414 | 0.01372 | 81,650 | 394,717 | 0.92223 | 1,752,992 | 21.5 |
| **60** | 0.09005 | 6,865 | 0.01886 | 76,236 | 364,018 | 0.88867 | 1,358,275 | 17.8 |
| **65** | 0.13471 | 9,345 | 0.02889 | 69,371 | 323,493 | 0.84039 | 994,257 | 14.3 |
| **70** | 0.18839 | 11,308 | 0.04160 | 60,026 | 271,859 | 0.75468 | 670,764 | 11.2 |
| **75** | 0.31546 | 15,368 | 0.07491 | 48,718 | 205,168 | 0.48567 [c] | 398,905 | 8.2 |
| **80+** | 1.00000 | 33,349 | 0.17214 | 33,349 | 193,737 | - | 193,737 | 5.8 |
| **Perempuan** *Female* | | | | | | | | |
| **0** | 0.00380 | 380 | 0.00381 | 100,000 | 99,643 | 0.99554 [a] | 7,589,283 | 75.9 |
| **1** | 0.00143 | 142 | 0.00036 | 99,620 | 398,127 | 0.99923 [b] | 7,489,640 | 75.2 |
| **5** | 0.00000 | - | 0.00000 | 99,478 | 497,389 | 0.99971 | 7,091,513 | 71.3 |
| **10** | 0.00059 | 59 | 0.00012 | 99,478 | 497,242 | 0.99897 | 6,594,125 | 66.3 |
| **15** | 0.00148 | 147 | 0.00030 | 99,419 | 496,729 | 0.99838 | 6,096,882 | 61.3 |
| **20** | 0.00177 | 176 | 0.00035 | 99,272 | 495,922 | 0.99730 | 5,600,153 | 56.4 |
| **25** | 0.00364 | 361 | 0.00073 | 99,097 | 494,581 | 0.99659 | 5,104,231 | 51.5 |
| **30** | 0.00317 | 313 | 0.00064 | 98,736 | 492,896 | 0.99371 | 4,609,650 | 46.7 |
| **35** | 0.00941 | 926 | 0.00189 | 98,422 | 489,797 | 0.98550 | 4,116,754 | 41.8 |
| **40** | 0.01964 | 1,915 | 0.00397 | 97,496 | 482,695 | 0.97997 | 3,626,956 | 37.2 |
| **45** | 0.02042 | 1,952 | 0.00413 | 95,582 | 473,028 | 0.97218 | 3,144,261 | 32.9 |
| **50** | 0.03538 | 3,312 | 0.00720 | 93,629 | 459,866 | 0.96157 | 2,671,233 | 28.5 |
| **55** | 0.04160 | 3,757 | 0.00850 | 90,317 | 442,193 | 0.95088 | 2,211,367 | 24.5 |
| **60** | 0.05698 | 4,932 | 0.01173 | 86,560 | 420,471 | 0.92385 | 1,769,174 | 20.4 |
| **65** | 0.09647 | 7,875 | 0.02027 | 81,628 | 388,453 | 0.88953 | 1,348,703 | 16.5 |
| **70** | 0.12596 | 9,290 | 0.02689 | 73,753 | 345,541 | 0.82001 | 960,250 | 13.0 |
| **75** | 0.24181 | 15,588 | 0.05501 | 64,463 | 283,347 | 0.53906 [c] | 614,710 | 9.5 |
| **80+** | 1.00000 | 48,876 | 0.14750 | 48,876 | 331,363 | - | 331,363 | 6.8 |

**Nota:** *Notes:*
[a] **Daripada umur 0 hingga kumpulan umur 1-4** *From age of 0 to age group 1-4*
[b] **Daripada umur 0, kumpulan umur 1-4 hingga kumpulan umur 5-9** *From age of 0, age group 1-4 to age group 5-9*
[c] **Daripada umur 75 hingga 80+** *From age of 75 to 80+*

**Jadual 3.3.4: Jadual hayat ringkas mengikut jantina dan umur, Pasir Mas, Kelantan, 2024**
*Table 3.3.4: Abridged life table by sex and age, Pasir Mas, Kelantan, 2024*

| **Umur** *Age* | **Kebarangkalian mati di antara umur x dan umur x+n** *Probability of dying between age x and age x+n* | **Bilangan kematian di antara umur x dan umur x+n** *Number of deaths between age x and age x+n* | **Kadar tengah mortaliti di antara umur x dan umur x+n** *Central mortality rate between age x and age x+n* | **Penakat (orang yang masih hidup) pada umur tepat x** *Survivors at exact age x* | **Bilangan orang hidup-tahun di antara umur x dan umur x+n** *Number of person-years lived between age x and age x+n* | **Nisbah ketakatan** *Survival ratio* | **Jumlah bilangan orang hidup-tahun selepas umur tepat x** *Total number of person-years lived after exact age x* | **Jangkaan hayat** *Life expectancy* |
|---|---|---|---|---|---|---|---|---|
| **x** | $_nq_x$ | $_nd_x$ | $_nm_x$ | $l_x$ | $_nL_x$ | $_nS_x$ | $T_x$ | $e_x$ |
| **Lelaki dan Perempuan** *Both sexes* | | | | | | | | |
| **0** | 0.00663 | 663 | 0.00667 | 100,000 | 99,383 | 0.99253 [a] | 7,291,040 | 72.9 |
| **1** | 0.00188 | 187 | 0.00047 | 99,337 | 396,883 | 0.99828 [b] | 7,191,656 | 72.4 |
| **5** | 0.00136 | 135 | 0.00027 | 99,150 | 495,411 | 0.99873 | 6,794,774 | 68.5 |
| **10** | 0.00118 | 117 | 0.00024 | 99,015 | 494,781 | 0.99818 | 6,299,363 | 63.6 |
| **15** | 0.00245 | 243 | 0.00049 | 98,898 | 493,883 | 0.99692 | 5,804,581 | 58.7 |
| **20** | 0.00370 | 365 | 0.00074 | 98,655 | 492,364 | 0.99545 | 5,310,698 | 53.8 |
| **25** | 0.00541 | 532 | 0.00108 | 98,290 | 490,123 | 0.99248 | 4,818,334 | 49.0 |
| **30** | 0.00964 | 943 | 0.00194 | 97,759 | 486,437 | 0.98940 | 4,328,211 | 44.3 |
| **35** | 0.01157 | 1,120 | 0.00233 | 96,816 | 481,280 | 0.98475 | 3,841,774 | 39.7 |
| **40** | 0.01898 | 1,816 | 0.00383 | 95,696 | 473,940 | 0.97555 | 3,360,494 | 35.1 |
| **45** | 0.03003 | 2,819 | 0.00610 | 93,880 | 462,353 | 0.96267 | 2,886,554 | 30.7 |
| **50** | 0.04486 | 4,085 | 0.00918 | 91,061 | 445,092 | 0.94800 | 2,424,201 | 26.6 |
| **55** | 0.05948 | 5,173 | 0.01226 | 86,976 | 421,946 | 0.93457 | 1,979,108 | 22.8 |
| **60** | 0.07175 | 5,869 | 0.01488 | 81,803 | 394,339 | 0.91656 | 1,557,163 | 19.0 |
| **65** | 0.09604 | 7,293 | 0.02018 | 75,933 | 361,434 | 0.85976 | 1,162,823 | 15.3 |
| **70** | 0.18914 | 12,982 | 0.04178 | 68,640 | 310,746 | 0.77137 | 801,389 | 11.7 |
| **75** | 0.27733 | 15,436 | 0.06440 | 55,658 | 239,701 | 0.51146 [c] | 490,644 | 8.8 |
| **80+** | 1.00000 | 40,222 | 0.16028 | 40,222 | 250,943 | - | 250,943 | 6.2 |
| **Lelaki** *Male* | | | | | | | | |
| **0** | 0.00692 | 692 | 0.00697 | 100,000 | 99,351 | 0.99221 [a] | 7,018,323 | 70.2 |
| **1** | 0.00203 | 202 | 0.00051 | 99,308 | 396,753 | 0.99809 [b] | 6,918,972 | 69.7 |
| **5** | 0.00152 | 150 | 0.00030 | 99,106 | 495,154 | 0.99865 | 6,522,220 | 65.8 |
| **10** | 0.00119 | 118 | 0.00024 | 98,956 | 494,483 | 0.99758 | 6,027,066 | 60.9 |
| **15** | 0.00364 | 360 | 0.00073 | 98,838 | 493,288 | 0.99550 | 5,532,583 | 56.0 |
| **20** | 0.00536 | 528 | 0.00108 | 98,477 | 491,068 | 0.99335 | 5,039,295 | 51.2 |
| **25** | 0.00795 | 779 | 0.00160 | 97,950 | 487,801 | 0.98969 | 4,548,227 | 46.4 |
| **30** | 0.01269 | 1,233 | 0.00255 | 97,171 | 482,770 | 0.98582 | 4,060,427 | 41.8 |
| **35** | 0.01568 | 1,504 | 0.00316 | 95,937 | 475,926 | 0.98032 | 3,577,656 | 37.3 |
| **40** | 0.02374 | 2,242 | 0.00480 | 94,433 | 466,562 | 0.96825 | 3,101,730 | 32.8 |
| **45** | 0.03996 | 3,684 | 0.00815 | 92,192 | 451,748 | 0.94820 | 2,635,168 | 28.6 |
| **50** | 0.06414 | 5,677 | 0.01325 | 88,508 | 428,346 | 0.93291 | 2,183,419 | 24.7 |
| **55** | 0.07024 | 5,818 | 0.01456 | 82,831 | 399,607 | 0.92246 | 1,755,074 | 21.2 |
| **60** | 0.08540 | 6,577 | 0.01784 | 77,012 | 368,620 | 0.90018 | 1,355,466 | 17.6 |
| **65** | 0.11559 | 8,141 | 0.02454 | 70,436 | 331,825 | 0.82994 | 986,846 | 14.0 |
| **70** | 0.23165 | 14,430 | 0.05240 | 62,294 | 275,396 | 0.72211 | 655,020 | 10.5 |
| **75** | 0.33806 | 16,181 | 0.08137 | 47,864 | 198,867 | 0.47615 [c] | 379,624 | 7.9 |
| **80+** | 1.00000 | 31,683 | 0.17528 | 31,683 | 180,757 | - | 180,757 | 5.7 |
| **Perempuan** *Female* | | | | | | | | |
| **0** | 0.00630 | 630 | 0.00634 | 100,000 | 99,413 | 0.99293 [a] | 7,583,435 | 75.8 |
| **1** | 0.00172 | 171 | 0.00043 | 99,370 | 397,053 | 0.99844 [b] | 7,484,022 | 75.3 |
| **5** | 0.00121 | 120 | 0.00024 | 99,199 | 495,693 | 0.99882 | 7,086,968 | 71.4 |
| **10** | 0.00116 | 115 | 0.00023 | 99,079 | 495,106 | 0.99888 | 6,591,275 | 66.5 |
| **15** | 0.00108 | 107 | 0.00022 | 98,964 | 494,550 | 0.99852 | 6,096,169 | 61.6 |
| **20** | 0.00187 | 185 | 0.00037 | 98,856 | 493,819 | 0.99759 | 5,601,619 | 56.7 |
| **25** | 0.00296 | 292 | 0.00059 | 98,671 | 492,627 | 0.99542 | 5,107,799 | 51.8 |
| **30** | 0.00620 | 610 | 0.00124 | 98,379 | 490,371 | 0.99318 | 4,615,172 | 46.9 |
| **35** | 0.00744 | 728 | 0.00149 | 97,769 | 487,026 | 0.98924 | 4,124,802 | 42.2 |
| **40** | 0.01411 | 1,369 | 0.00284 | 97,041 | 481,784 | 0.98326 | 3,637,776 | 37.5 |
| **45** | 0.01940 | 1,856 | 0.00392 | 95,672 | 473,720 | 0.97605 | 3,155,992 | 33.0 |
| **50** | 0.02858 | 2,682 | 0.00580 | 93,816 | 462,375 | 0.96094 | 2,682,273 | 28.6 |
| **55** | 0.04985 | 4,543 | 0.01022 | 91,134 | 444,313 | 0.94533 | 2,219,898 | 24.4 |
| **60** | 0.05974 | 5,173 | 0.01232 | 86,591 | 420,022 | 0.93112 | 1,775,585 | 20.5 |
| **65** | 0.07859 | 6,399 | 0.01636 | 81,418 | 391,092 | 0.88586 | 1,355,563 | 16.6 |
| **70** | 0.15272 | 11,457 | 0.03307 | 75,019 | 346,452 | 0.81460 | 964,471 | 12.9 |
| **75** | 0.22397 | 14,236 | 0.05044 | 63,562 | 282,218 | 0.54335 [c] | 618,020 | 9.7 |
| **80+** | 1.00000 | 49,326 | 0.14689 | 49,326 | 335,801 | - | 335,801 | 6.8 |

**Nota:** [a] **Daripada umur 0 hingga kumpulan umur 1-4**
*Notes: From age of 0 to age group 1-4*

[b] **Daripada umur 0, kumpulan umur 1-4 hingga kumpulan umur 5-9**
*From age of 0, age group 1-4 to age group 5-9*

[c] **Daripada umur 75 hingga 80+**
*From age of 75 to 80+*

**Jadual 3.3.5: Jadual hayat ringkas mengikut jantina dan umur, Pasir Puteh, Kelantan, 2024**
*Table 3.3.5: Abridged life table by sex and age, Pasir Puteh, Kelantan, 2024*

| Umur *Age* | Kebarangkalian mati di antara umur x dan umur x+n *Probability of dying between age x and age x+n* | Bilangan kematian di antara umur x dan umur x+n *Number of deaths between age x and age x+n* | Kadar tengah mortaliti di antara umur x dan umur x+n *Central mortality rate between age x and age x+n* | Penakat (orang yang masih hidup) pada umur tepat x *Survivors at exact age x* | Bilangan orang hidup-tahun di antara umur x dan umur x+n *Number of person-years lived between age x and age x+n* | Nisbah ketakatan *Survival ratio* | Jumlah bilangan orang hidup-tahun selepas umur tepat x *Total number of person-years lived after exact age x* | Jangkaan hayat *Life expectancy* |
|---|---|---|---|---|---|---|---|---|
| x | $_nq_x$ | $_nd_x$ | $_nm_x$ | $l_x$ | $_nL_x$ | $_nS_x$ | $T_x$ | $e_x$ |
| **Lelaki dan Perempuan** *Both sexes* | | | | | | | | |
| **0** | 0.00586 | 586 | 0.00589 | 100,000 | 99,453 | 0.99344 [a] | 7,161,420 | 71.6 |
| **1** | 0.00158 | 157 | 0.00039 | 99,414 | 397,265 | 0.99884 [b] | 7,061,966 | 71.0 |
| **5** | 0.00058 | 58 | 0.00012 | 99,257 | 496,140 | 0.99888 | 6,664,701 | 67.1 |
| **10** | 0.00167 | 165 | 0.00033 | 99,199 | 495,582 | 0.99794 | 6,168,561 | 62.2 |
| **15** | 0.00246 | 243 | 0.00049 | 99,034 | 494,561 | 0.99638 | 5,672,978 | 57.3 |
| **20** | 0.00479 | 473 | 0.00096 | 98,791 | 492,771 | 0.99425 | 5,178,417 | 52.4 |
| **25** | 0.00673 | 661 | 0.00135 | 98,318 | 489,935 | 0.99166 | 4,685,646 | 47.7 |
| **30** | 0.00997 | 973 | 0.00200 | 97,656 | 485,848 | 0.98797 | 4,195,712 | 43.0 |
| **35** | 0.01412 | 1,365 | 0.00284 | 96,683 | 480,002 | 0.98219 | 3,709,863 | 38.4 |
| **40** | 0.02154 | 2,053 | 0.00436 | 95,318 | 471,455 | 0.97222 | 3,229,861 | 33.9 |
| **45** | 0.03415 | 3,185 | 0.00695 | 93,264 | 458,359 | 0.96147 | 2,758,406 | 29.6 |
| **50** | 0.04306 | 3,879 | 0.00880 | 90,079 | 440,699 | 0.94855 | 2,300,047 | 25.5 |
| **55** | 0.06022 | 5,191 | 0.01242 | 86,200 | 418,024 | 0.92760 | 1,859,348 | 21.6 |
| **60** | 0.08536 | 6,915 | 0.01783 | 81,009 | 387,759 | 0.89233 | 1,441,324 | 17.8 |
| **65** | 0.13206 | 9,785 | 0.02828 | 74,094 | 346,009 | 0.83657 | 1,053,565 | 14.2 |
| **70** | 0.19957 | 12,834 | 0.04434 | 64,309 | 289,461 | 0.74275 | 707,556 | 11.0 |
| **75** | 0.32931 | 16,951 | 0.07884 | 51,475 | 214,998 | 0.48577 [c] | 418,095 | 8.1 |
| **80+** | 1.00000 | 34,524 | 0.16999 | 34,524 | 203,096 | - | 203,096 | 5.9 |
| **Lelaki** *Male* | | | | | | | | |
| **0** | 0.00714 | 714 | 0.00719 | 100,000 | 99,331 | 0.99184 [a] | 6,880,306 | 68.8 |
| **1** | 0.00236 | 234 | 0.00059 | 99,286 | 396,590 | 0.99832 [b] | 6,780,975 | 68.3 |
| **5** | 0.00070 | 70 | 0.00014 | 99,052 | 495,086 | 0.99841 | 6,384,384 | 64.5 |
| **10** | 0.00248 | 246 | 0.00050 | 98,983 | 494,298 | 0.99699 | 5,889,298 | 59.5 |
| **15** | 0.00354 | 349 | 0.00071 | 98,737 | 492,811 | 0.99442 | 5,394,999 | 54.6 |
| **20** | 0.00763 | 751 | 0.00153 | 98,387 | 490,060 | 0.99129 | 4,902,189 | 49.8 |
| **25** | 0.00980 | 956 | 0.00197 | 97,637 | 485,792 | 0.98996 | 4,412,128 | 45.2 |
| **30** | 0.01029 | 995 | 0.00207 | 96,680 | 480,914 | 0.98704 | 3,926,336 | 40.6 |
| **35** | 0.01567 | 1,499 | 0.00316 | 95,685 | 474,680 | 0.97907 | 3,445,422 | 36.0 |
| **40** | 0.02627 | 2,474 | 0.00532 | 94,186 | 464,746 | 0.96162 | 2,970,743 | 31.5 |
| **45** | 0.05081 | 4,660 | 0.01043 | 91,712 | 446,909 | 0.94699 | 2,505,997 | 27.3 |
| **50** | 0.05532 | 4,816 | 0.01138 | 87,052 | 423,219 | 0.93412 | 2,059,087 | 23.7 |
| **55** | 0.07705 | 6,336 | 0.01603 | 82,236 | 395,338 | 0.90682 | 1,635,868 | 19.9 |
| **60** | 0.11066 | 8,399 | 0.02343 | 75,899 | 358,500 | 0.86866 | 1,240,530 | 16.3 |
| **65** | 0.15460 | 10,436 | 0.03351 | 67,501 | 311,414 | 0.80846 | 882,030 | 13.1 |
| **70** | 0.23522 | 13,423 | 0.05332 | 57,065 | 251,767 | 0.69742 | 570,616 | 10.0 |
| **75** | 0.39065 | 17,049 | 0.09709 | 43,642 | 175,588 | 0.44931 [c] | 318,848 | 7.3 |
| **80+** | 1.00000 | 26,593 | 0.18563 | 26,593 | 143,260 | - | 143,260 | 5.4 |
| **Perempuan** *Female* | | | | | | | | |
| **0** | 0.00462 | 462 | 0.00464 | 100,000 | 99,567 | 0.99507 [a] | 7,465,592 | 74.7 |
| **1** | 0.00075 | 75 | 0.00019 | 99,538 | 397,966 | 0.99933 [b] | 7,366,025 | 74.0 |
| **5** | 0.00046 | 46 | 0.00009 | 99,463 | 497,200 | 0.99935 | 6,968,059 | 70.1 |
| **10** | 0.00084 | 83 | 0.00017 | 99,417 | 496,876 | 0.99892 | 6,470,859 | 65.1 |
| **15** | 0.00131 | 131 | 0.00026 | 99,334 | 496,341 | 0.99825 | 5,973,983 | 60.1 |
| **20** | 0.00219 | 217 | 0.00044 | 99,203 | 495,471 | 0.99717 | 5,477,641 | 55.2 |
| **25** | 0.00347 | 343 | 0.00069 | 98,986 | 494,070 | 0.99346 | 4,982,170 | 50.3 |
| **30** | 0.00963 | 950 | 0.00193 | 98,642 | 490,838 | 0.98893 | 4,488,101 | 45.5 |
| **35** | 0.01253 | 1,224 | 0.00252 | 97,693 | 485,403 | 0.98538 | 3,997,263 | 40.9 |
| **40** | 0.01672 | 1,613 | 0.00337 | 96,468 | 478,309 | 0.98241 | 3,511,860 | 36.4 |
| **45** | 0.01847 | 1,752 | 0.00373 | 94,855 | 469,894 | 0.97473 | 3,033,551 | 32.0 |
| **50** | 0.03219 | 2,997 | 0.00654 | 93,103 | 458,020 | 0.96145 | 2,563,657 | 27.5 |
| **55** | 0.04511 | 4,065 | 0.00923 | 90,105 | 440,365 | 0.94750 | 2,105,636 | 23.4 |
| **60** | 0.06024 | 5,183 | 0.01242 | 86,041 | 417,245 | 0.91495 | 1,665,271 | 19.4 |
| **65** | 0.11145 | 9,012 | 0.02361 | 80,857 | 381,758 | 0.86262 | 1,248,026 | 15.4 |
| **70** | 0.16656 | 11,966 | 0.03634 | 71,846 | 329,312 | 0.78364 | 866,268 | 12.1 |
| **75** | 0.27611 | 16,533 | 0.06407 | 59,879 | 258,063 | 0.51940 [c] | 536,956 | 9.0 |
| **80+** | 1.00000 | 43,346 | 0.15542 | 43,346 | 278,893 | - | 278,893 | 6.4 |

**Nota:** *Notes:*
[a] **Daripada umur 0 hingga kumpulan umur 1-4** *From age of 0 to age group 1-4*
[b] **Daripada umur 0, kumpulan umur 1-4 hingga kumpulan umur 5-9** *From age of 0, age group 1-4 to age group 5-9*
[c] **Daripada umur 75 hingga 80+** *From age of 75 to 80+*

**Jadual 3.3.6: Jadual hayat ringkas mengikut jantina dan umur, Tanah Merah, Kelantan, 2024**
*Table 3.3.6: Abridged life table by sex and age, Tanah Merah, Kelantan, 2024*

| **Umur** *Age* | **Kebarangkalian mati di antara umur x dan umur x+n** *Probability of dying between age x and age x+n* | **Bilangan kematian di antara umur x dan umur x+n** *Number of deaths between age x and age x+n* | **Kadar tengah mortaliti di antara umur x dan umur x+n** *Central mortality rate between age x and age x+n* | **Penakat (orang yang masih hidup) pada umur tepat x** *Survivors at exact age x* | **Bilangan orang hidup-tahun di antara umur x dan umur x+n** *Number of person-years lived between age x and age x+n* | **Nisbah ketakatan** *Survival ratio* | **Jumlah bilangan orang hidup-tahun selepas umur tepat x** *Total number of person-years lived after exact age x* | **Jangkaan hayat** *Life expectancy* |
|---|---|---|---|---|---|---|---|---|
| **x** | $_nq_x$ | $_nd_x$ | $_nm_x$ | $l_x$ | $_nL_x$ | $_nS_x$ | $T_x$ | $e_x$ |
| **Lelaki dan Perempuan** *Both sexes* | | | | | | | | |
| **0** | 0.00543 | 543 | 0.00546 | 100,000 | 99,493 | 0.99393 [a] | 7,320,443 | 73.2 |
| **1** | 0.00143 | 143 | 0.00036 | 99,457 | 397,472 | 0.99872 [b] | 7,220,950 | 72.6 |
| **5** | 0.00098 | 97 | 0.00020 | 99,314 | 496,328 | 0.99876 | 6,823,478 | 68.7 |
| **10** | 0.00150 | 149 | 0.00030 | 99,217 | 495,713 | 0.99787 | 6,327,150 | 63.8 |
| **15** | 0.00275 | 273 | 0.00055 | 99,068 | 494,658 | 0.99706 | 5,831,437 | 58.9 |
| **20** | 0.00312 | 309 | 0.00063 | 98,795 | 493,204 | 0.99624 | 5,336,779 | 54.0 |
| **25** | 0.00440 | 433 | 0.00088 | 98,487 | 491,350 | 0.99366 | 4,843,575 | 49.2 |
| **30** | 0.00829 | 813 | 0.00166 | 98,053 | 488,235 | 0.98988 | 4,352,225 | 44.4 |
| **35** | 0.01197 | 1,164 | 0.00241 | 97,241 | 483,294 | 0.98407 | 3,863,989 | 39.7 |
| **40** | 0.01994 | 1,916 | 0.00403 | 96,077 | 475,594 | 0.97671 | 3,380,695 | 35.2 |
| **45** | 0.02670 | 2,514 | 0.00541 | 94,161 | 464,519 | 0.96784 | 2,905,102 | 30.9 |
| **50** | 0.03778 | 3,462 | 0.00770 | 91,647 | 449,579 | 0.95578 | 2,440,583 | 26.6 |
| **55** | 0.05092 | 4,490 | 0.01045 | 88,185 | 429,698 | 0.94074 | 1,991,004 | 22.6 |
| **60** | 0.06806 | 5,696 | 0.01409 | 83,695 | 404,233 | 0.91022 | 1,561,306 | 18.7 |
| **65** | 0.11310 | 8,822 | 0.02398 | 77,999 | 367,939 | 0.84808 | 1,157,073 | 14.8 |
| **70** | 0.19570 | 13,538 | 0.04338 | 69,177 | 312,041 | 0.75834 | 789,133 | 11.4 |
| **75** | 0.29880 | 16,625 | 0.07026 | 55,639 | 236,634 | 0.50401 [c] | 477,092 | 8.6 |
| **80+** | 1.00000 | 39,014 | 0.16225 | 39,014 | 240,459 | - | 240,459 | 6.2 |
| **Lelaki** *Male* | | | | | | | | |
| **0** | 0.00634 | 634 | 0.00638 | 100,000 | 99,404 | 0.99303 [a] | 7,093,878 | 70.9 |
| **1** | 0.00151 | 150 | 0.00038 | 99,366 | 397,110 | 0.99839 [b] | 6,994,474 | 70.4 |
| **5** | 0.00148 | 147 | 0.00030 | 99,216 | 495,714 | 0.99832 | 6,597,364 | 66.5 |
| **10** | 0.00188 | 186 | 0.00038 | 99,069 | 494,880 | 0.99754 | 6,101,650 | 61.6 |
| **15** | 0.00304 | 301 | 0.00061 | 98,883 | 493,663 | 0.99642 | 5,606,770 | 56.7 |
| **20** | 0.00413 | 407 | 0.00083 | 98,582 | 491,894 | 0.99482 | 5,113,107 | 51.9 |
| **25** | 0.00623 | 611 | 0.00125 | 98,175 | 489,349 | 0.99278 | 4,621,212 | 47.1 |
| **30** | 0.00821 | 801 | 0.00165 | 97,564 | 485,817 | 0.98869 | 4,131,864 | 42.4 |
| **35** | 0.01444 | 1,397 | 0.00291 | 96,763 | 480,321 | 0.98058 | 3,646,047 | 37.7 |
| **40** | 0.02448 | 2,335 | 0.00496 | 95,366 | 470,991 | 0.97152 | 3,165,726 | 33.2 |
| **45** | 0.03258 | 3,031 | 0.00662 | 93,031 | 457,576 | 0.96016 | 2,694,734 | 29.0 |
| **50** | 0.04733 | 4,260 | 0.00970 | 90,000 | 439,348 | 0.94448 | 2,237,158 | 24.9 |
| **55** | 0.06412 | 5,498 | 0.01325 | 85,740 | 414,955 | 0.92752 | 1,797,810 | 21.0 |
| **60** | 0.08141 | 6,533 | 0.01697 | 80,242 | 384,879 | 0.88606 | 1,382,855 | 17.2 |
| **65** | 0.14934 | 11,008 | 0.03228 | 73,709 | 341,027 | 0.81212 | 997,977 | 13.5 |
| **70** | 0.23318 | 14,621 | 0.05279 | 62,702 | 276,956 | 0.71985 | 656,950 | 10.5 |
| **75** | 0.34140 | 16,415 | 0.08233 | 48,081 | 199,367 | 0.47534 [c] | 379,994 | 7.9 |
| **80+** | 1.00000 | 31,666 | 0.17531 | 31,666 | 180,627 | - | 180,627 | 5.7 |
| **Perempuan** *Female* | | | | | | | | |
| **0** | 0.00443 | 443 | 0.00445 | 100,000 | 99,585 | 0.99496 [a] | 7,572,672 | 75.7 |
| **1** | 0.00136 | 135 | 0.00034 | 99,557 | 397,894 | 0.99904 [b] | 7,473,087 | 75.1 |
| **5** | 0.00044 | 44 | 0.00009 | 99,422 | 497,001 | 0.99924 | 7,075,193 | 71.2 |
| **10** | 0.00107 | 107 | 0.00021 | 99,378 | 496,624 | 0.99825 | 6,578,192 | 66.2 |
| **15** | 0.00242 | 241 | 0.00049 | 99,271 | 495,756 | 0.99777 | 6,081,568 | 61.3 |
| **20** | 0.00203 | 201 | 0.00041 | 99,031 | 494,651 | 0.99781 | 5,585,812 | 56.4 |
| **25** | 0.00234 | 231 | 0.00047 | 98,829 | 493,570 | 0.99465 | 5,091,162 | 51.5 |
| **30** | 0.00838 | 826 | 0.00168 | 98,598 | 490,927 | 0.99114 | 4,597,592 | 46.6 |
| **35** | 0.00935 | 914 | 0.00188 | 97,772 | 486,577 | 0.98775 | 4,106,664 | 42.0 |
| **40** | 0.01518 | 1,470 | 0.00306 | 96,858 | 480,616 | 0.98196 | 3,620,087 | 37.4 |
| **45** | 0.02095 | 1,998 | 0.00423 | 95,388 | 471,945 | 0.97532 | 3,139,471 | 32.9 |
| **50** | 0.02850 | 2,662 | 0.00578 | 93,390 | 460,296 | 0.96628 | 2,667,526 | 28.6 |
| **55** | 0.03909 | 3,547 | 0.00797 | 90,728 | 444,775 | 0.95283 | 2,207,231 | 24.3 |
| **60** | 0.05557 | 4,845 | 0.01143 | 87,182 | 423,797 | 0.93256 | 1,762,456 | 20.2 |
| **65** | 0.08000 | 6,587 | 0.01667 | 82,337 | 395,218 | 0.88221 | 1,338,660 | 16.3 |
| **70** | 0.15887 | 12,034 | 0.03452 | 75,750 | 348,664 | 0.79672 | 943,442 | 12.5 |
| **75** | 0.25607 | 16,316 | 0.05873 | 63,716 | 277,789 | 0.53295 [c] | 594,778 | 9.3 |
| **80+** | 1.00000 | 47,400 | 0.14953 | 47,400 | 316,988 | - | 316,988 | 6.7 |

**Nota:** *Notes:*
[a] **Daripada umur 0 hingga kumpulan umur 1-4** *From age of 0 to age group 1-4*
[b] **Daripada umur 0, kumpulan umur 1-4 hingga kumpulan umur 5-9** *From age of 0, age group 1-4 to age group 5-9*
[c] **Daripada umur 75 hingga 80+** *From age of 75 to 80+*

**Jadual 3.3.7: Jadual hayat ringkas mengikut jantina dan umur, Tumpat, Kelantan, 2024**
*Table 3.3.7: Abridged life table by sex and age, Tumpat, Kelantan, 2024*

| Umur *Age* | Kebarangkalian mati di antara umur x dan umur x+n *Probability of dying between age x and age x+n* | Bilangan kematian di antara umur x dan umur x+n *Number of deaths between age x and age x+n* | Kadar tengah mortaliti di antara umur x dan umur x+n *Central mortality rate between age x and age x+n* | Penakat (orang yang masih hidup) pada umur tepat x *Survivors at exact age x* | Bilangan orang hidup-tahun di antara umur x dan umur x+n *Number of person-years lived between age x and age x+n* | Nisbah ketakatan *Survival ratio* | Jumlah bilangan orang hidup-tahun selepas umur tepat x *Total number of person-years lived after exact age x* | Jangkaan hayat *Life expectancy* |
|---|---|---|---|---|---|---|---|---|
| x | $_nq_x$ | $_nd_x$ | $_nm_x$ | $l_x$ | $_nL_x$ | $_nS_x$ | $T_x$ | $e_x$ |
| **Lelaki dan Perempuan** *Both sexes* | | | | | | | | |
| **0** | 0.00727 | 727 | 0.00732 | 100,000 | 99,325 | 0.99253 [a] | 7,261,586 | 72.6 |
| **1** | 0.00063 | 62 | 0.00016 | 99,273 | 396,937 | 0.99918 [b] | 7,162,260 | 72.1 |
| **5** | 0.00081 | 80 | 0.00016 | 99,211 | 495,854 | 0.99855 | 6,765,323 | 68.2 |
| **10** | 0.00209 | 207 | 0.00042 | 99,131 | 495,137 | 0.99750 | 6,269,469 | 63.2 |
| **15** | 0.00291 | 288 | 0.00058 | 98,924 | 493,900 | 0.99630 | 5,774,333 | 58.4 |
| **20** | 0.00450 | 443 | 0.00090 | 98,636 | 492,073 | 0.99516 | 5,280,432 | 53.5 |
| **25** | 0.00518 | 508 | 0.00104 | 98,193 | 489,693 | 0.99325 | 4,788,360 | 48.8 |
| **30** | 0.00832 | 813 | 0.00167 | 97,685 | 486,390 | 0.98973 | 4,298,666 | 44.0 |
| **35** | 0.01222 | 1,184 | 0.00246 | 96,871 | 481,397 | 0.98374 | 3,812,277 | 39.4 |
| **40** | 0.02036 | 1,948 | 0.00411 | 95,687 | 473,567 | 0.97530 | 3,330,880 | 34.8 |
| **45** | 0.02914 | 2,731 | 0.00591 | 93,739 | 461,868 | 0.96430 | 2,857,313 | 30.5 |
| **50** | 0.04246 | 3,864 | 0.00868 | 91,008 | 445,380 | 0.95165 | 2,395,445 | 26.3 |
| **55** | 0.05451 | 4,750 | 0.01121 | 87,144 | 423,845 | 0.93306 | 1,950,065 | 22.4 |
| **60** | 0.08008 | 6,598 | 0.01668 | 82,394 | 395,474 | 0.90225 | 1,526,219 | 18.5 |
| **65** | 0.11696 | 8,865 | 0.02485 | 75,796 | 356,816 | 0.85331 | 1,130,745 | 14.9 |
| **70** | 0.18037 | 12,072 | 0.03965 | 66,931 | 304,473 | 0.76656 | 773,929 | 11.6 |
| **75** | 0.29818 | 16,358 | 0.07009 | 54,858 | 233,398 | 0.50283 [c] | 469,457 | 8.6 |
| **80+** | 1.00000 | 38,501 | 0.16310 | 38,501 | 236,059 | - | 236,059 | 6.1 |
| **Lelaki** *Male* | | | | | | | | |
| **0** | 0.00855 | 855 | 0.00862 | 100,000 | 99,202 | 0.99134 [a] | 6,968,063 | 69.7 |
| **1** | 0.00046 | 46 | 0.00012 | 99,145 | 396,470 | 0.99924 [b] | 6,868,861 | 69.3 |
| **5** | 0.00080 | 79 | 0.00016 | 99,099 | 495,297 | 0.99831 | 6,472,391 | 65.3 |
| **10** | 0.00258 | 255 | 0.00052 | 99,020 | 494,461 | 0.99670 | 5,977,094 | 60.4 |
| **15** | 0.00402 | 397 | 0.00080 | 98,765 | 492,831 | 0.99483 | 5,482,633 | 55.5 |
| **20** | 0.00632 | 622 | 0.00127 | 98,368 | 490,285 | 0.99360 | 4,989,802 | 50.7 |
| **25** | 0.00648 | 633 | 0.00130 | 97,746 | 487,146 | 0.99084 | 4,499,517 | 46.0 |
| **30** | 0.01186 | 1,152 | 0.00239 | 97,113 | 482,683 | 0.98564 | 4,012,371 | 41.3 |
| **35** | 0.01689 | 1,621 | 0.00341 | 95,961 | 475,750 | 0.97885 | 3,529,687 | 36.8 |
| **40** | 0.02548 | 2,404 | 0.00516 | 94,339 | 465,687 | 0.96673 | 3,053,937 | 32.4 |
| **45** | 0.04127 | 3,794 | 0.00843 | 91,935 | 450,192 | 0.94912 | 2,588,250 | 28.2 |
| **50** | 0.06091 | 5,369 | 0.01257 | 88,141 | 427,284 | 0.93485 | 2,138,058 | 24.3 |
| **55** | 0.06967 | 5,767 | 0.01444 | 82,772 | 399,446 | 0.91309 | 1,710,774 | 20.7 |
| **60** | 0.10544 | 8,119 | 0.02226 | 77,006 | 364,731 | 0.87398 | 1,311,328 | 17.0 |
| **65** | 0.14903 | 10,266 | 0.03221 | 68,887 | 318,768 | 0.82629 | 946,597 | 13.7 |
| **70** | 0.20272 | 11,884 | 0.04512 | 58,620 | 263,393 | 0.73271 | 627,829 | 10.7 |
| **75** | 0.34828 | 16,278 | 0.08434 | 46,737 | 192,990 | 0.47044 [c] | 364,436 | 7.8 |
| **80+** | 1.00000 | 30,459 | 0.17766 | 30,459 | 171,446 | - | 171,446 | 5.6 |
| **Perempuan** *Female* | | | | | | | | |
| **0** | 0.00586 | 586 | 0.00589 | 100,000 | 99,453 | 0.99382 [a] | 7,571,131 | 75.7 |
| **1** | 0.00080 | 79 | 0.00020 | 99,414 | 397,458 | 0.99911 [b] | 7,471,678 | 75.2 |
| **5** | 0.00082 | 81 | 0.00016 | 99,335 | 496,470 | 0.99881 | 7,074,220 | 71.2 |
| **10** | 0.00156 | 155 | 0.00031 | 99,254 | 495,881 | 0.99837 | 6,577,749 | 66.3 |
| **15** | 0.00170 | 169 | 0.00034 | 99,099 | 495,071 | 0.99784 | 6,081,869 | 61.4 |
| **20** | 0.00261 | 258 | 0.00052 | 98,930 | 494,004 | 0.99676 | 5,586,797 | 56.5 |
| **25** | 0.00387 | 381 | 0.00077 | 98,672 | 492,405 | 0.99565 | 5,092,794 | 51.6 |
| **30** | 0.00484 | 476 | 0.00097 | 98,290 | 490,261 | 0.99357 | 4,600,389 | 46.8 |
| **35** | 0.00802 | 784 | 0.00161 | 97,814 | 487,111 | 0.98822 | 4,110,128 | 42.0 |
| **40** | 0.01556 | 1,510 | 0.00314 | 97,030 | 481,374 | 0.98334 | 3,623,017 | 37.3 |
| **45** | 0.01777 | 1,697 | 0.00359 | 95,520 | 473,356 | 0.97794 | 3,141,643 | 32.9 |
| **50** | 0.02644 | 2,480 | 0.00536 | 93,823 | 462,913 | 0.96633 | 2,668,287 | 28.4 |
| **55** | 0.04110 | 3,754 | 0.00839 | 91,343 | 447,328 | 0.95099 | 2,205,373 | 24.1 |
| **60** | 0.05726 | 5,016 | 0.01179 | 87,589 | 425,404 | 0.92814 | 1,758,046 | 20.1 |
| **65** | 0.08734 | 7,212 | 0.01827 | 82,573 | 394,834 | 0.87760 | 1,332,642 | 16.1 |
| **70** | 0.16082 | 12,119 | 0.03498 | 75,361 | 346,505 | 0.79691 | 937,808 | 12.4 |
| **75** | 0.25347 | 16,030 | 0.05805 | 63,241 | 276,132 | 0.53301 [c] | 591,303 | 9.3 |
| **80+** | 1.00000 | 47,212 | 0.14980 | 47,212 | 315,171 | - | 315,171 | 6.7 |

**Nota:** *Notes:*
[a] **Daripada umur 0 hingga kumpulan umur 1-4** *From age of 0 to age group 1-4*
[b] **Daripada umur 0, kumpulan umur 1-4 hingga kumpulan umur 5-9** *From age of 0, age group 1-4 to age group 5-9*
[c] **Daripada umur 75 hingga 80+** *From age of 75 to 80+*

**Jadual 3.3.8: Jadual hayat ringkas mengikut jantina dan umur, Gua Musang, Kelantan, 2024**
*Table 3.3.8: Abridged life table by sex and age, Gua Musang, Kelantan, 2024*

| **Umur** *Age* | **Kebarangkalian mati di antara umur x dan umur x+n** *Probability of dying between age x and age x+n* | **Bilangan kematian di antara umur x dan umur x+n** *Number of deaths between age x and age x+n* | **Kadar tengah mortaliti di antara umur x dan umur x+n** *Central mortality rate between age x and age x+n* | **Penakat (orang yang masih hidup) pada umur tepat x** *Survivors at exact age x* | **Bilangan orang hidup-tahun di antara umur x dan umur x+n** *Number of person-years lived between age x and age x+n* | **Nisbah ketakatan** *Survival ratio* | **Jumlah bilangan orang hidup-tahun selepas umur tepat x** *Total number of person-years lived after exact age x* | **Jangkaan hayat** *Life expectancy* |
|---|---|---|---|---|---|---|---|---|
| **x** | $_nq_x$ | $_nd_x$ | $_nm_x$ | $l_x$ | $_nL_x$ | $_nS_x$ | $T_x$ | $e_x$ |
| **Lelaki dan Perempuan** *Both sexes* | | | | | | | | |
| **0** | 0.00713 | 713 | 0.00718 | 100,000 | 99,338 | 0.99202 [a] | 7,226,043 | 72.3 |
| **1** | 0.00193 | 191 | 0.00048 | 99,287 | 396,671 | 0.99880 [b] | 7,126,705 | 71.8 |
| **5** | 0.00025 | 25 | 0.00005 | 99,095 | 495,415 | 0.99933 | 6,730,033 | 67.9 |
| **10** | 0.00109 | 108 | 0.00022 | 99,070 | 495,082 | 0.99745 | 6,234,619 | 62.9 |
| **15** | 0.00402 | 398 | 0.00081 | 98,962 | 493,818 | 0.99530 | 5,739,537 | 58.0 |
| **20** | 0.00539 | 532 | 0.00108 | 98,565 | 491,495 | 0.99426 | 5,245,719 | 53.2 |
| **25** | 0.00610 | 598 | 0.00122 | 98,033 | 488,671 | 0.99409 | 4,754,224 | 48.5 |
| **30** | 0.00572 | 557 | 0.00115 | 97,435 | 485,784 | 0.99096 | 4,265,553 | 43.8 |
| **35** | 0.01238 | 1,200 | 0.00249 | 96,878 | 481,392 | 0.98725 | 3,779,769 | 39.0 |
| **40** | 0.01312 | 1,255 | 0.00264 | 95,679 | 475,255 | 0.97995 | 3,298,376 | 34.5 |
| **45** | 0.02708 | 2,557 | 0.00549 | 94,424 | 465,726 | 0.96804 | 2,823,121 | 29.9 |
| **50** | 0.03698 | 3,398 | 0.00754 | 91,867 | 450,841 | 0.95286 | 2,357,395 | 25.7 |
| **55** | 0.05769 | 5,104 | 0.01188 | 88,469 | 429,587 | 0.93217 | 1,906,554 | 21.6 |
| **60** | 0.07859 | 6,551 | 0.01636 | 83,365 | 400,449 | 0.88535 | 1,476,966 | 17.7 |
| **65** | 0.15379 | 11,813 | 0.03332 | 76,814 | 354,538 | 0.81713 | 1,076,518 | 14.0 |
| **70** | 0.21723 | 14,120 | 0.04874 | 65,001 | 289,705 | 0.74971 | 721,980 | 11.1 |
| **75** | 0.29251 | 14,883 | 0.06852 | 50,881 | 217,196 | 0.49755 [c] | 432,275 | 8.5 |
| **80+** | 1.00000 | 35,997 | 0.16737 | 35,997 | 215,079 | - | 215,079 | 6.0 |
| **Lelaki** *Male* | | | | | | | | |
| **0** | 0.00871 | 871 | 0.00878 | 100,000 | 99,188 | 0.99039 [a] | 7,028,646 | 70.3 |
| **1** | 0.00218 | 216 | 0.00055 | 99,129 | 396,005 | 0.99849 [b] | 6,929,457 | 69.9 |
| **5** | 0.00050 | 49 | 0.00010 | 98,913 | 494,444 | 0.99950 | 6,533,452 | 66.1 |
| **10** | 0.00050 | 50 | 0.00010 | 98,864 | 494,197 | 0.99693 | 6,039,008 | 61.1 |
| **15** | 0.00565 | 558 | 0.00113 | 98,815 | 492,678 | 0.99298 | 5,544,811 | 56.1 |
| **20** | 0.00840 | 825 | 0.00169 | 98,257 | 489,221 | 0.99268 | 5,052,132 | 51.4 |
| **25** | 0.00622 | 606 | 0.00125 | 97,432 | 485,642 | 0.99345 | 4,562,911 | 46.8 |
| **30** | 0.00687 | 665 | 0.00138 | 96,825 | 482,462 | 0.98903 | 4,077,270 | 42.1 |
| **35** | 0.01510 | 1,452 | 0.00304 | 96,160 | 477,168 | 0.98468 | 3,594,808 | 37.4 |
| **40** | 0.01554 | 1,472 | 0.00313 | 94,708 | 469,859 | 0.97867 | 3,117,640 | 32.9 |
| **45** | 0.02721 | 2,537 | 0.00552 | 93,236 | 459,838 | 0.96445 | 2,647,781 | 28.4 |
| **50** | 0.04412 | 4,002 | 0.00902 | 90,699 | 443,492 | 0.94405 | 2,187,943 | 24.1 |
| **55** | 0.06832 | 5,923 | 0.01415 | 86,698 | 418,681 | 0.91815 | 1,744,451 | 20.1 |
| **60** | 0.09637 | 7,784 | 0.02025 | 80,775 | 384,412 | 0.86980 | 1,325,770 | 16.4 |
| **65** | 0.16764 | 12,236 | 0.03660 | 72,990 | 334,361 | 0.77790 | 941,357 | 12.9 |
| **70** | 0.28752 | 17,468 | 0.06716 | 60,754 | 260,101 | 0.70023 | 606,996 | 10.0 |
| **75** | 0.31697 | 13,720 | 0.07533 | 43,286 | 182,130 | 0.47497 [c] | 346,896 | 8.0 |
| **80+** | 1.00000 | 29,566 | 0.17944 | 29,566 | 164,766 | - | 164,766 | 5.6 |
| **Perempuan** *Female* | | | | | | | | |
| **0** | 0.00544 | 544 | 0.00547 | 100,000 | 99,492 | 0.99380 [a] | 7,472,576 | 74.7 |
| **1** | 0.00167 | 166 | 0.00042 | 99,456 | 397,410 | 0.99909 [b] | 7,373,084 | 74.1 |
| **5** | 0.00000 | - | 0.00000 | 99,290 | 496,448 | 0.99911 | 6,975,675 | 70.3 |
| **10** | 0.00179 | 178 | 0.00036 | 99,290 | 496,004 | 0.99800 | 6,479,227 | 65.3 |
| **15** | 0.00221 | 219 | 0.00044 | 99,112 | 495,012 | 0.99795 | 5,983,223 | 60.4 |
| **20** | 0.00189 | 186 | 0.00038 | 98,893 | 493,998 | 0.99612 | 5,488,211 | 55.5 |
| **25** | 0.00588 | 581 | 0.00118 | 98,706 | 492,080 | 0.99502 | 4,994,213 | 50.6 |
| **30** | 0.00407 | 400 | 0.00082 | 98,126 | 489,628 | 0.99370 | 4,502,133 | 45.9 |
| **35** | 0.00854 | 835 | 0.00172 | 97,726 | 486,542 | 0.99077 | 4,012,505 | 41.1 |
| **40** | 0.00993 | 962 | 0.00200 | 96,891 | 482,050 | 0.98162 | 3,525,963 | 36.4 |
| **45** | 0.02692 | 2,582 | 0.00546 | 95,929 | 473,189 | 0.97188 | 3,043,913 | 31.7 |
| **50** | 0.02936 | 2,740 | 0.00596 | 93,347 | 459,883 | 0.96183 | 2,570,724 | 27.5 |
| **55** | 0.04724 | 4,281 | 0.00968 | 90,606 | 442,331 | 0.94539 | 2,110,841 | 23.3 |
| **60** | 0.06233 | 5,381 | 0.01287 | 86,326 | 418,177 | 0.90004 | 1,668,510 | 19.3 |
| **65** | 0.14008 | 11,339 | 0.03013 | 80,945 | 376,377 | 0.86017 | 1,250,333 | 15.4 |
| **70** | 0.13953 | 9,712 | 0.03000 | 69,606 | 323,748 | 0.80593 | 873,956 | 12.6 |
| **75** | 0.25744 | 15,419 | 0.05910 | 59,893 | 260,919 | 0.52578 [c] | 550,208 | 9.2 |
| **80+** | 1.00000 | 44,474 | 0.15374 | 44,474 | 289,289 | - | 289,289 | 6.5 |

**Nota:** *Notes:*
[a] **Daripada umur 0 hingga kumpulan umur 1-4** *From age of 0 to age group 1-4*
[b] **Daripada umur 0, kumpulan umur 1-4 hingga kumpulan umur 5-9** *From age of 0, age group 1-4 to age group 5-9*
[c] **Daripada umur 75 hingga 80+** *From age of 75 to 80+*

**Jadual 3.3.9: Jadual hayat ringkas mengikut jantina dan umur, Kuala Krai, Kelantan, 2024**
*Table 3.3.9: Abridged life table by sex and age, Kuala Krai, Kelantan, 2024*

| **Umur** *Age* | **Kebarangkalian mati di antara umur x dan umur x+n** *Probability of dying between age x and age x+n* | **Bilangan kematian di antara umur x dan umur x+n** *Number of deaths between age x and age x+n* | **Kadar tengah mortaliti di antara umur x dan umur x+n** *Central mortality rate between age x and age x+n* | **Penakat (orang yang masih hidup) pada umur tepat x** *Survivors at exact age x* | **Bilangan orang hidup-tahun di antara umur x dan umur x+n** *Number of person-years lived between age x and age x+n* | **Nisbah ketakatan** *Survival ratio* | **Jumlah bilangan orang hidup-tahun selepas umur tepat x** *Total number of person-years lived after exact age x* | **Jangkaan hayat** *Life expectancy* |
|---|---|---|---|---|---|---|---|---|
| **x** | $_nq_x$ | $_nd_x$ | $_nm_x$ | $l_x$ | $_nL_x$ | $_nS_x$ | $T_x$ | $e_x$ |
| **Lelaki dan Perempuan** *Both sexes* | | | | | | | | |
| **0** | 0.00807 | 807 | 0.00813 | 100,000 | 99,253 | 0.99139 [a] | 7,187,449 | 71.9 |
| **1** | 0.00135 | 134 | 0.00034 | 99,193 | 396,440 | 0.99824 [b] | 7,088,196 | 71.5 |
| **5** | 0.00193 | 191 | 0.00039 | 99,059 | 494,818 | 0.99821 | 6,691,756 | 67.6 |
| **10** | 0.00164 | 163 | 0.00033 | 98,868 | 493,934 | 0.99680 | 6,196,938 | 62.7 |
| **15** | 0.00477 | 471 | 0.00096 | 98,705 | 492,351 | 0.99516 | 5,703,004 | 57.8 |
| **20** | 0.00491 | 482 | 0.00098 | 98,235 | 489,968 | 0.99489 | 5,210,653 | 53.0 |
| **25** | 0.00530 | 519 | 0.00106 | 97,752 | 487,466 | 0.99259 | 4,720,685 | 48.3 |
| **30** | 0.00953 | 927 | 0.00191 | 97,234 | 483,853 | 0.98809 | 4,233,219 | 43.5 |
| **35** | 0.01431 | 1,378 | 0.00288 | 96,307 | 478,091 | 0.98132 | 3,749,366 | 38.9 |
| **40** | 0.02311 | 2,194 | 0.00468 | 94,929 | 469,160 | 0.97422 | 3,271,275 | 34.5 |
| **45** | 0.02851 | 2,644 | 0.00578 | 92,735 | 457,065 | 0.96709 | 2,802,115 | 30.2 |
| **50** | 0.03744 | 3,373 | 0.00763 | 90,091 | 442,023 | 0.95297 | 2,345,050 | 26.0 |
| **55** | 0.05699 | 4,942 | 0.01173 | 86,718 | 421,235 | 0.93805 | 1,903,026 | 21.9 |
| **60** | 0.06721 | 5,496 | 0.01391 | 81,776 | 395,139 | 0.90355 | 1,481,791 | 18.1 |
| **65** | 0.12780 | 9,748 | 0.02730 | 76,280 | 357,028 | 0.84934 | 1,086,652 | 14.2 |
| **70** | 0.17687 | 11,767 | 0.03881 | 66,531 | 303,239 | 0.73617 | 729,624 | 11.0 |
| **75** | 0.36947 | 20,234 | 0.09064 | 54,764 | 223,237 | 0.47644 [c] | 426,385 | 7.8 |
| **80+** | 1.00000 | 34,530 | 0.16998 | 34,530 | 203,148 | - | 203,148 | 5.9 |
| **Lelaki** *Male* | | | | | | | | |
| **0** | 0.00814 | 814 | 0.00820 | 100,000 | 99,240 | 0.99128 [a] | 6,926,126 | 69.3 |
| **1** | 0.00146 | 145 | 0.00037 | 99,186 | 396,399 | 0.99807 [b] | 6,826,887 | 68.8 |
| **5** | 0.00211 | 209 | 0.00042 | 99,041 | 494,681 | 0.99798 | 6,430,488 | 64.9 |
| **10** | 0.00194 | 191 | 0.00039 | 98,832 | 493,681 | 0.99451 | 5,935,806 | 60.1 |
| **15** | 0.00904 | 892 | 0.00182 | 98,640 | 490,972 | 0.99159 | 5,442,125 | 55.2 |
| **20** | 0.00777 | 759 | 0.00156 | 97,748 | 486,843 | 0.99301 | 4,951,153 | 50.7 |
| **25** | 0.00620 | 601 | 0.00124 | 96,989 | 483,442 | 0.99171 | 4,464,310 | 46.0 |
| **30** | 0.01038 | 1,001 | 0.00209 | 96,388 | 479,436 | 0.98602 | 3,980,868 | 41.3 |
| **35** | 0.01761 | 1,680 | 0.00355 | 95,387 | 472,734 | 0.97650 | 3,501,432 | 36.7 |
| **40** | 0.02949 | 2,763 | 0.00599 | 93,707 | 461,626 | 0.96675 | 3,028,698 | 32.3 |
| **45** | 0.03713 | 3,377 | 0.00757 | 90,944 | 446,275 | 0.95554 | 2,567,072 | 28.2 |
| **50** | 0.05206 | 4,559 | 0.01069 | 87,567 | 426,436 | 0.93522 | 2,120,797 | 24.2 |
| **55** | 0.07819 | 6,490 | 0.01627 | 83,008 | 398,813 | 0.91950 | 1,694,361 | 20.4 |
| **60** | 0.08301 | 6,352 | 0.01732 | 76,517 | 366,707 | 0.88280 | 1,295,549 | 16.9 |
| **65** | 0.15449 | 10,840 | 0.03348 | 70,166 | 323,728 | 0.81639 | 928,841 | 13.2 |
| **70** | 0.21806 | 12,937 | 0.04895 | 59,326 | 264,287 | 0.70519 | 605,114 | 10.2 |
| **75** | 0.39297 | 18,229 | 0.09781 | 46,389 | 186,372 | 0.45318 [c] | 340,827 | 7.3 |
| **80+** | 1.00000 | 28,160 | 0.18232 | 28,160 | 154,455 | - | 154,455 | 5.5 |
| **Perempuan** *Female* | | | | | | | | |
| **0** | 0.00798 | 798 | 0.00804 | 100,000 | 99,261 | 0.99153 [a] | 7,468,970 | 74.7 |
| **1** | 0.00123 | 122 | 0.00031 | 99,202 | 396,504 | 0.99838 [b] | 7,369,709 | 74.3 |
| **5** | 0.00176 | 174 | 0.00035 | 99,080 | 494,964 | 0.99845 | 6,973,206 | 70.4 |
| **10** | 0.00134 | 133 | 0.00027 | 98,906 | 494,198 | 0.99918 | 6,478,242 | 65.5 |
| **15** | 0.00030 | 30 | 0.00006 | 98,773 | 493,791 | 0.99894 | 5,984,044 | 60.6 |
| **20** | 0.00181 | 179 | 0.00036 | 98,743 | 493,270 | 0.99694 | 5,490,253 | 55.6 |
| **25** | 0.00431 | 425 | 0.00086 | 98,565 | 491,761 | 0.99358 | 4,996,983 | 50.7 |
| **30** | 0.00853 | 837 | 0.00171 | 98,140 | 488,606 | 0.99040 | 4,505,222 | 45.9 |
| **35** | 0.01069 | 1,040 | 0.00215 | 97,303 | 483,914 | 0.98652 | 4,016,616 | 41.3 |
| **40** | 0.01630 | 1,569 | 0.00329 | 96,263 | 477,391 | 0.98180 | 3,532,702 | 36.7 |
| **45** | 0.02012 | 1,905 | 0.00407 | 94,694 | 468,705 | 0.97824 | 3,055,311 | 32.3 |
| **50** | 0.02344 | 2,175 | 0.00474 | 92,788 | 458,505 | 0.96914 | 2,586,606 | 27.9 |
| **55** | 0.03845 | 3,485 | 0.00784 | 90,614 | 444,357 | 0.95460 | 2,128,102 | 23.5 |
| **60** | 0.05263 | 4,586 | 0.01081 | 87,129 | 424,181 | 0.92229 | 1,683,745 | 19.3 |
| **65** | 0.10419 | 8,600 | 0.02198 | 82,543 | 391,216 | 0.87912 | 1,259,563 | 15.3 |
| **70** | 0.13951 | 10,316 | 0.02999 | 73,943 | 343,926 | 0.76377 | 868,347 | 11.7 |
| **75** | 0.34862 | 22,182 | 0.08444 | 63,627 | 262,681 | 0.49910 [c] | 524,421 | 8.2 |
| **80+** | 1.00000 | 41,445 | 0.15834 | 41,445 | 261,740 | - | 261,740 | 6.3 |

**Nota:** *Notes:*
[a] **Daripada umur 0 hingga kumpulan umur 1-4** *From age of 0 to age group 1-4*
[b] **Daripada umur 0, kumpulan umur 1-4 hingga kumpulan umur 5-9** *From age of 0, age group 1-4 to age group 5-9*
[c] **Daripada umur 75 hingga 80+** *From age of 75 to 80+*

**Jadual 3.3.10: Jadual hayat ringkas mengikut jantina dan umur, Jeli, Kelantan, 2024**
*Table 3.3.10: Abridged life table by sex and age, Jeli, Kelantan, 2024*

| **Umur** *Age* | **Kebarangkalian mati di antara umur x dan umur x+n** *Probability of dying between age x and age x+n* | **Bilangan kematian di antara umur x dan umur x+n** *Number of deaths between age x and age x+n* | **Kadar tengah mortaliti di antara umur x dan umur x+n** *Central mortality rate between age x and age x+n* | **Penakat (orang yang masih hidup) pada umur tepat x** *Survivors at exact age x* | **Bilangan orang hidup-tahun di antara umur x dan umur x+n** *Number of person-years lived between age x and age x+n* | **Nisbah ketakatan** *Survival ratio* | **Jumlah bilangan orang hidup-tahun selepas umur tepat x** *Total number of person-years lived after exact age x* | **Jangkaan hayat** *Life expectancy* |
|---|---|---|---|---|---|---|---|---|
| **x** | $_nq_x$ | $_nd_x$ | $_nm_x$ | $l_x$ | $_nL_x$ | $_nS_x$ | $T_x$ | $e_x$ |
| **Lelaki dan Perempuan** *Both sexes* | | | | | | | | |
| **0** | 0.00995 | 995 | 0.01004 | 100,000 | 99,085 | 0.98896 [a] | 7,263,666 | 72.6 |
| **1** | 0.00253 | 251 | 0.00063 | 99,005 | 395,396 | 0.99734 [b] | 7,164,581 | 72.4 |
| **5** | 0.00245 | 242 | 0.00049 | 98,754 | 493,167 | 0.99828 | 6,769,185 | 68.5 |
| **10** | 0.00098 | 97 | 0.00020 | 98,512 | 492,320 | 0.99762 | 6,276,018 | 63.7 |
| **15** | 0.00377 | 371 | 0.00076 | 98,416 | 491,150 | 0.99691 | 5,783,698 | 58.8 |
| **20** | 0.00240 | 236 | 0.00048 | 98,044 | 489,632 | 0.99661 | 5,292,549 | 54.0 |
| **25** | 0.00438 | 428 | 0.00088 | 97,809 | 487,972 | 0.99346 | 4,802,917 | 49.1 |
| **30** | 0.00871 | 848 | 0.00175 | 97,380 | 484,782 | 0.99067 | 4,314,944 | 44.3 |
| **35** | 0.00996 | 962 | 0.00200 | 96,532 | 480,258 | 0.98597 | 3,830,162 | 39.7 |
| **40** | 0.01814 | 1,733 | 0.00366 | 95,571 | 473,521 | 0.97462 | 3,349,904 | 35.1 |
| **45** | 0.03276 | 3,074 | 0.00666 | 93,837 | 461,501 | 0.96593 | 2,876,383 | 30.7 |
| **50** | 0.03543 | 3,215 | 0.00721 | 90,763 | 445,776 | 0.94957 | 2,414,882 | 26.6 |
| **55** | 0.06598 | 5,776 | 0.01365 | 87,548 | 423,298 | 0.93579 | 1,969,105 | 22.5 |
| **60** | 0.06233 | 5,096 | 0.01287 | 81,772 | 396,116 | 0.91301 | 1,545,808 | 18.9 |
| **65** | 0.11330 | 8,688 | 0.02402 | 76,675 | 361,656 | 0.85809 | 1,149,691 | 15.0 |
| **70** | 0.17418 | 11,842 | 0.03816 | 67,988 | 310,332 | 0.76612 | 788,035 | 11.6 |
| **75** | 0.30618 | 17,190 | 0.07230 | 56,145 | 237,751 | 0.50230 [c] | 477,703 | 8.5 |
| **80+** | 1.00000 | 38,955 | 0.16235 | 38,955 | 239,951 | - | 239,951 | 6.2 |
| **Lelaki** *Male* | | | | | | | | |
| **0** | 0.01186 | 1,186 | 0.01199 | 100,000 | 98,905 | 0.98695 [a] | 7,047,987 | 70.5 |
| **1** | 0.00291 | 288 | 0.00073 | 98,814 | 394,571 | 0.99614 [b] | 6,949,082 | 70.3 |
| **5** | 0.00432 | 425 | 0.00087 | 98,526 | 491,569 | 0.99686 | 6,554,512 | 66.5 |
| **10** | 0.00196 | 192 | 0.00039 | 98,101 | 490,025 | 0.99619 | 6,062,943 | 61.8 |
| **15** | 0.00567 | 555 | 0.00114 | 97,909 | 488,157 | 0.99552 | 5,572,917 | 56.9 |
| **20** | 0.00328 | 319 | 0.00066 | 97,354 | 485,972 | 0.99528 | 5,084,760 | 52.2 |
| **25** | 0.00616 | 598 | 0.00124 | 97,035 | 483,680 | 0.99152 | 4,598,788 | 47.4 |
| **30** | 0.01082 | 1,043 | 0.00218 | 96,437 | 479,576 | 0.98884 | 4,115,108 | 42.7 |
| **35** | 0.01150 | 1,097 | 0.00231 | 95,393 | 474,225 | 0.98455 | 3,635,532 | 38.1 |
| **40** | 0.01945 | 1,834 | 0.00393 | 94,296 | 466,896 | 0.96946 | 3,161,308 | 33.5 |
| **45** | 0.04184 | 3,869 | 0.00855 | 92,462 | 452,639 | 0.95874 | 2,694,412 | 29.1 |
| **50** | 0.04065 | 3,601 | 0.00830 | 88,593 | 433,964 | 0.93345 | 2,241,773 | 25.3 |
| **55** | 0.09355 | 7,951 | 0.01963 | 84,992 | 405,083 | 0.91457 | 1,807,809 | 21.3 |
| **60** | 0.07647 | 5,892 | 0.01590 | 77,041 | 370,476 | 0.90084 | 1,402,726 | 18.2 |
| **65** | 0.12372 | 8,802 | 0.02637 | 71,149 | 333,741 | 0.83788 | 1,032,250 | 14.5 |
| **70** | 0.20595 | 12,840 | 0.04592 | 62,347 | 279,635 | 0.75607 | 698,508 | 11.2 |
| **75** | 0.29175 | 14,444 | 0.06832 | 49,507 | 211,425 | 0.49525 [c] | 418,874 | 8.5 |
| **80+** | 1.00000 | 35,063 | 0.16902 | 35,063 | 207,449 | - | 207,449 | 5.9 |
| **Perempuan** *Female* | | | | | | | | |
| **0** | 0.00791 | 791 | 0.00796 | 100,000 | 99,268 | 0.99114 [a] | 7,485,068 | 74.9 |
| **1** | 0.00216 | 215 | 0.00054 | 99,209 | 396,304 | 0.99845 [b] | 7,385,800 | 74.4 |
| **5** | 0.00068 | 68 | 0.00014 | 98,995 | 494,806 | 0.99966 | 6,989,496 | 70.6 |
| **10** | 0.00000 | - | 0.00000 | 98,927 | 494,637 | 0.99911 | 6,494,690 | 65.7 |
| **15** | 0.00178 | 176 | 0.00036 | 98,927 | 494,196 | 0.99832 | 6,000,053 | 60.7 |
| **20** | 0.00157 | 155 | 0.00031 | 98,751 | 493,367 | 0.99788 | 5,505,857 | 55.8 |
| **25** | 0.00267 | 263 | 0.00054 | 98,596 | 492,321 | 0.99553 | 5,012,490 | 50.8 |
| **30** | 0.00626 | 616 | 0.00126 | 98,332 | 490,123 | 0.99278 | 4,520,169 | 46.0 |
| **35** | 0.00818 | 799 | 0.00164 | 97,717 | 486,585 | 0.98761 | 4,030,046 | 41.2 |
| **40** | 0.01664 | 1,613 | 0.00336 | 96,917 | 480,554 | 0.98019 | 3,543,462 | 36.6 |
| **45** | 0.02303 | 2,195 | 0.00466 | 95,305 | 471,035 | 0.97345 | 3,062,907 | 32.1 |
| **50** | 0.03015 | 2,807 | 0.00612 | 93,109 | 458,530 | 0.96467 | 2,591,872 | 27.8 |
| **55** | 0.04067 | 3,672 | 0.00830 | 90,303 | 442,332 | 0.95506 | 2,133,342 | 23.6 |
| **60** | 0.04938 | 4,278 | 0.01013 | 86,630 | 422,455 | 0.92422 | 1,691,011 | 19.5 |
| **65** | 0.10355 | 8,528 | 0.02184 | 82,352 | 390,441 | 0.87524 | 1,268,555 | 15.4 |
| **70** | 0.14842 | 10,957 | 0.03206 | 73,824 | 341,729 | 0.77196 | 878,114 | 11.9 |
| **75** | 0.32154 | 20,215 | 0.07663 | 62,867 | 263,800 | 0.50819 [c] | 536,384 | 8.5 |
| **80+** | 1.00000 | 42,653 | 0.15648 | 42,653 | 272,585 | - | 272,585 | 6.4 |

**Nota:** *Notes:*
[a] **Daripada umur 0 hingga kumpulan umur 1-4** *From age of 0 to age group 1-4*
[b] **Daripada umur 0, kumpulan umur 1-4 hingga kumpulan umur 5-9** *From age of 0, age group 1-4 to age group 5-9*
[c] **Daripada umur 75 hingga 80+** *From age of 75 to 80+*

**Jadual 3.3.11: Jadual hayat ringkas mengikut jantina dan umur, Kecil Lojing, Kelantan, 2024**
*Table 3.3.11: Abridged life table by sex and age, Kecil Lojing, Kelantan, 2024*

| **Umur** *Age* | **Kebarangkalian mati di antara umur x dan umur x+n** *Probability of dying between age x and age x+n* | **Bilangan kematian di antara umur x dan umur x+n** *Number of deaths between age x and age x+n* | **Kadar tengah mortaliti di antara umur x dan umur x+n** *Central mortality rate between age x and age x+n* | **Penakat (orang yang masih hidup) pada umur tepat x** *Survivors at exact age x* | **Bilangan orang hidup-tahun di antara umur x dan umur x+n** *Number of person-years lived between age x and age x+n* | **Nisbah ketakatan** *Survival ratio* | **Jumlah bilangan orang hidup-tahun selepas umur tepat x** *Total number of person-years lived after exact age x* | **Jangkaan hayat** *Life expectancy* |
|---|---|---|---|---|---|---|---|---|
| **x** | $_nq_x$ | $_nd_x$ | $_nm_x$ | $l_x$ | $_nL_x$ | $_nS_x$ | $T_x$ | $e_x$ |
| **Lelaki dan Perempuan** *Both sexes* | | | | | | | | |
| **0** | 0.00762 | 762 | 0.00767 | 100,000 | 99,294 | 0.98614 [a] | 6,527,352 | 65.3 |
| **1** | 0.01286 | 1,276 | 0.00324 | 99,238 | 393,777 | 0.99021 [b] | 6,428,058 | 64.8 |
| **5** | 0.00638 | 625 | 0.00128 | 97,962 | 488,246 | 0.99511 | 6,034,281 | 61.6 |
| **10** | 0.00338 | 329 | 0.00068 | 97,337 | 485,861 | 0.99641 | 5,546,034 | 57.0 |
| **15** | 0.00380 | 368 | 0.00076 | 97,008 | 484,118 | 0.99194 | 5,060,174 | 52.2 |
| **20** | 0.01234 | 1,193 | 0.00248 | 96,639 | 480,215 | 0.98783 | 4,576,056 | 47.4 |
| **25** | 0.01199 | 1,145 | 0.00241 | 95,447 | 474,372 | 0.98647 | 4,095,840 | 42.9 |
| **30** | 0.01508 | 1,422 | 0.00304 | 94,302 | 467,954 | 0.98897 | 3,621,468 | 38.4 |
| **35** | 0.00691 | 642 | 0.00139 | 92,880 | 462,794 | 0.98659 | 3,153,514 | 34.0 |
| **40** | 0.01995 | 1,840 | 0.00403 | 92,238 | 456,589 | 0.96724 | 2,690,721 | 29.2 |
| **45** | 0.04582 | 4,142 | 0.00938 | 90,398 | 441,633 | 0.93583 | 2,234,132 | 24.7 |
| **50** | 0.08340 | 7,194 | 0.01741 | 86,255 | 413,292 | 0.90554 | 1,792,499 | 20.8 |
| **55** | 0.10652 | 8,422 | 0.02250 | 79,061 | 374,252 | 0.85378 | 1,379,207 | 17.4 |
| **60** | 0.19064 | 13,467 | 0.04215 | 70,639 | 319,530 | 0.78195 | 1,004,954 | 14.2 |
| **65** | 0.25192 | 14,403 | 0.05764 | 57,173 | 249,857 | 0.76207 | 685,424 | 12.0 |
| **70** | 0.21922 | 9,376 | 0.04924 | 42,770 | 190,409 | 0.71918 | 435,567 | 10.2 |
| **75** | 0.35971 | 12,012 | 0.08772 | 33,394 | 136,938 | 0.44143 [c] | 245,158 | 7.3 |
| **80+** | 1.00000 | 21,382 | 0.19758 | 21,382 | 108,220 | - | 108,220 | 5.1 |
| **Lelaki** *Male* | | | | | | | | |
| **0** | 0.00610 | 610 | 0.00613 | 100,000 | 99,427 | 0.98767 [a] | 6,498,685 | 65.0 |
| **1** | 0.01341 | 1,333 | 0.00338 | 99,390 | 394,408 | 0.98900 [b] | 6,399,258 | 64.4 |
| **5** | 0.00767 | 753 | 0.00154 | 98,057 | 488,405 | 0.99381 | 6,004,850 | 61.2 |
| **10** | 0.00469 | 456 | 0.00094 | 97,305 | 485,383 | 0.99402 | 5,516,445 | 56.7 |
| **15** | 0.00727 | 704 | 0.00146 | 96,848 | 482,481 | 0.98731 | 5,031,063 | 51.9 |
| **20** | 0.01815 | 1,745 | 0.00366 | 96,144 | 476,358 | 0.98663 | 4,548,582 | 47.3 |
| **25** | 0.00851 | 803 | 0.00171 | 94,399 | 469,987 | 0.98667 | 4,072,225 | 43.1 |
| **30** | 0.01818 | 1,702 | 0.00367 | 93,596 | 463,724 | 0.98873 | 3,602,238 | 38.5 |
| **35** | 0.00423 | 389 | 0.00085 | 91,894 | 458,497 | 0.99263 | 3,138,514 | 34.2 |
| **40** | 0.01053 | 963 | 0.00212 | 91,505 | 455,117 | 0.96984 | 2,680,016 | 29.3 |
| **45** | 0.05000 | 4,527 | 0.01026 | 90,542 | 441,391 | 0.92796 | 2,224,899 | 24.6 |
| **50** | 0.09524 | 8,192 | 0.02000 | 86,015 | 409,594 | 0.89960 | 1,783,508 | 20.7 |
| **55** | 0.10610 | 8,257 | 0.02241 | 77,823 | 368,472 | 0.85816 | 1,373,914 | 17.7 |
| **60** | 0.18182 | 12,648 | 0.04000 | 69,566 | 316,208 | 0.78407 | 1,005,442 | 14.5 |
| **65** | 0.25761 | 14,663 | 0.05914 | 56,917 | 247,931 | 0.76520 | 689,234 | 12.1 |
| **70** | 0.20408 | 8,623 | 0.04545 | 42,255 | 189,716 | 0.73354 | 441,303 | 10.4 |
| **75** | 0.34483 | 11,597 | 0.08333 | 33,631 | 139,165 | 0.44685 [c] | 251,587 | 7.5 |
| **80+** | 1.00000 | 22,034 | 0.19600 | 22,034 | 112,423 | - | 112,423 | 5.1 |
| **Perempuan** *Female* | | | | | | | | |
| **0** | 0.00913 | 913 | 0.00921 | 100,000 | 99,157 | 0.98491 [a] | 6,555,859 | 65.6 |
| **1** | 0.01236 | 1,224 | 0.00311 | 99,087 | 393,298 | 0.99109 [b] | 6,456,702 | 65.2 |
| **5** | 0.00510 | 499 | 0.00102 | 97,863 | 488,065 | 0.99636 | 6,063,404 | 62.0 |
| **10** | 0.00216 | 211 | 0.00043 | 97,363 | 486,290 | 0.99892 | 5,575,339 | 57.3 |
| **15** | 0.00000 | - | 0.00000 | 97,153 | 485,763 | 0.99709 | 5,089,049 | 52.4 |
| **20** | 0.00582 | 565 | 0.00117 | 97,153 | 484,350 | 0.98916 | 4,603,285 | 47.4 |
| **25** | 0.01590 | 1,536 | 0.00321 | 96,587 | 479,097 | 0.98641 | 4,118,936 | 42.6 |
| **30** | 0.01125 | 1,069 | 0.00226 | 95,052 | 472,585 | 0.98932 | 3,639,839 | 38.3 |
| **35** | 0.01011 | 950 | 0.00203 | 93,982 | 467,536 | 0.97946 | 3,167,253 | 33.7 |
| **40** | 0.03108 | 2,891 | 0.00631 | 93,032 | 457,933 | 0.96433 | 2,699,717 | 29.0 |
| **45** | 0.04042 | 3,644 | 0.00825 | 90,141 | 441,597 | 0.94495 | 2,241,784 | 24.9 |
| **50** | 0.07030 | 6,081 | 0.01457 | 86,498 | 417,286 | 0.91204 | 1,800,187 | 20.8 |
| **55** | 0.10695 | 8,601 | 0.02260 | 80,417 | 380,583 | 0.84801 | 1,382,900 | 17.2 |
| **60** | 0.20243 | 14,538 | 0.04505 | 71,816 | 322,737 | 0.77783 | 1,002,318 | 14.0 |
| **65** | 0.24691 | 14,143 | 0.05634 | 57,279 | 251,035 | 0.75858 | 679,581 | 11.9 |
| **70** | 0.23411 | 10,099 | 0.05303 | 43,136 | 190,432 | 0.70529 | 428,545 | 9.9 |
| **75** | 0.37383 | 12,350 | 0.09195 | 33,037 | 134,309 | 0.43594 [c] | 238,114 | 7.2 |
| **80+** | 1.00000 | 20,687 | 0.19929 | 20,687 | 103,804 | - | 103,804 | 5.0 |

**Nota:** *Notes:*
[a] **Daripada umur 0 hingga kumpulan umur 1-4** *From age of 0 to age group 1-4*
[b] **Daripada umur 0, kumpulan umur 1-4 hingga kumpulan umur 5-9** *From age of 0, age group 1-4 to age group 5-9*
[c] **Daripada umur 75 hingga 80+** *From age of 75 to 80+*

# NEGERI & DAERAH PENTADBIRAN

## *STATE & ADMINISTRATIVE DISTRICT*

# MELAKA
# 2024

**Muka surat ini sengaja dibiarkan kosong**

*This page is deliberately left blank*

**Jadual 3.4: Jadual hayat ringkas mengikut jantina dan umur, Melaka, 2024**
*Table 3.4: Abridged life table by sex and age, Melaka, 2024*

| **Umur** *Age* | **Kebarangkalian mati di antara umur x dan umur x+n** *Probability of dying between age x and age x+n* | **Bilangan kematian di antara umur x dan umur x+n** *Number of deaths between age x and age x+n* | **Kadar tengah mortaliti di antara umur x dan umur x+n** *Central mortality rate between age x and age x+n* | **Penakat (orang yang masih hidup) pada umur tepat x** *Survivors at exact age x* | **Bilangan orang hidup-tahun di antara umur x dan umur x+n** *Number of person-years lived between age x and age x+n* | **Nisbah ketakatan** *Survival ratio* | **Jumlah bilangan orang hidup-tahun selepas umur tepat x** *Total number of person-years lived after exact age x* | **Jangkaan hayat** *Life expectancy* |
|---|---|---|---|---|---|---|---|---|
| **x** | $_nq_x$ | $_nd_x$ | $_nm_x$ | $l_x$ | $_nL_x$ | $_nS_x$ | $T_x$ | $e_x$ |
| **Lelaki dan Perempuan** *Both sexes* | | | | | | | | |
| **0** | 0.00714 | 714 | 0.00719 | 100,000 | 99,337 | 0.99222 [a] | 7,393,520 | 73.9 |
| **1** | 0.00150 | 149 | 0.00037 | 99,286 | 396,773 | 0.99877 [b] | 7,294,183 | 73.5 |
| **5** | 0.00076 | 75 | 0.00015 | 99,137 | 495,498 | 0.99913 | 6,897,411 | 69.6 |
| **10** | 0.00098 | 98 | 0.00020 | 99,062 | 495,067 | 0.99761 | 6,401,913 | 64.6 |
| **15** | 0.00380 | 376 | 0.00076 | 98,965 | 493,882 | 0.99678 | 5,906,846 | 59.7 |
| **20** | 0.00264 | 261 | 0.00053 | 98,588 | 492,290 | 0.99693 | 5,412,963 | 54.9 |
| **25** | 0.00350 | 344 | 0.00070 | 98,328 | 490,777 | 0.99645 | 4,920,674 | 50.0 |
| **30** | 0.00359 | 352 | 0.00072 | 97,983 | 489,037 | 0.99429 | 4,429,896 | 45.2 |
| **35** | 0.00784 | 765 | 0.00157 | 97,631 | 486,243 | 0.99063 | 3,940,860 | 40.4 |
| **40** | 0.01092 | 1,057 | 0.00220 | 96,866 | 481,686 | 0.98596 | 3,454,617 | 35.7 |
| **45** | 0.01720 | 1,648 | 0.00347 | 95,808 | 474,922 | 0.97286 | 2,972,931 | 31.0 |
| **50** | 0.03725 | 3,508 | 0.00759 | 94,160 | 462,032 | 0.95087 | 2,498,009 | 26.5 |
| **55** | 0.06147 | 5,573 | 0.01268 | 90,653 | 439,331 | 0.93109 | 2,035,977 | 22.5 |
| **60** | 0.07684 | 6,538 | 0.01598 | 85,080 | 409,055 | 0.90211 | 1,596,647 | 18.8 |
| **65** | 0.12069 | 9,479 | 0.02569 | 78,542 | 369,013 | 0.86121 | 1,187,592 | 15.1 |
| **70** | 0.15938 | 11,007 | 0.03464 | 69,063 | 317,796 | 0.77601 | 818,579 | 11.9 |
| **75** | 0.30084 | 17,466 | 0.07082 | 58,056 | 246,614 | 0.50754 [c] | 500,783 | 8.6 |
| **80+** | 1.00000 | 40,590 | 0.15970 | 40,590 | 254,169 | - | 254,169 | 6.3 |
| **Lelaki** *Male* | | | | | | | | |
| **0** | 0.00720 | 720 | 0.00725 | 100,000 | 99,326 | 0.99210 [a] | 7,139,047 | 71.4 |
| **1** | 0.00169 | 168 | 0.00042 | 99,280 | 396,722 | 0.99855 [b] | 7,039,722 | 70.9 |
| **5** | 0.00094 | 93 | 0.00019 | 99,112 | 495,328 | 0.99906 | 6,642,999 | 67.0 |
| **10** | 0.00094 | 93 | 0.00019 | 99,019 | 494,862 | 0.99641 | 6,147,671 | 62.1 |
| **15** | 0.00624 | 617 | 0.00125 | 98,926 | 493,085 | 0.99494 | 5,652,809 | 57.1 |
| **20** | 0.00387 | 381 | 0.00078 | 98,308 | 490,591 | 0.99575 | 5,159,724 | 52.5 |
| **25** | 0.00462 | 453 | 0.00093 | 97,928 | 488,507 | 0.99558 | 4,669,133 | 47.7 |
| **30** | 0.00422 | 412 | 0.00085 | 97,475 | 486,347 | 0.99305 | 4,180,626 | 42.9 |
| **35** | 0.00969 | 941 | 0.00195 | 97,063 | 482,965 | 0.98879 | 3,694,279 | 38.1 |
| **40** | 0.01273 | 1,224 | 0.00256 | 96,123 | 477,553 | 0.98164 | 3,211,314 | 33.4 |
| **45** | 0.02405 | 2,283 | 0.00487 | 94,899 | 468,787 | 0.96302 | 2,733,761 | 28.8 |
| **50** | 0.05023 | 4,652 | 0.01030 | 92,616 | 451,451 | 0.93349 | 2,264,974 | 24.5 |
| **55** | 0.08366 | 7,359 | 0.01746 | 87,964 | 421,424 | 0.91034 | 1,813,522 | 20.6 |
| **60** | 0.09621 | 7,755 | 0.02021 | 80,605 | 383,639 | 0.87794 | 1,392,098 | 17.3 |
| **65** | 0.15066 | 10,976 | 0.03259 | 72,850 | 336,812 | 0.82922 | 1,008,459 | 13.8 |
| **70** | 0.19446 | 12,032 | 0.04308 | 61,875 | 279,293 | 0.73656 | 671,647 | 10.9 |
| **75** | 0.34908 | 17,399 | 0.08458 | 49,843 | 205,715 | 0.47569 [c] | 392,354 | 7.9 |
| **80+** | 1.00000 | 32,443 | 0.17383 | 32,443 | 186,638 | - | 186,638 | 5.8 |
| **Perempuan** *Female* | | | | | | | | |
| **0** | 0.00709 | 709 | 0.00713 | 100,000 | 99,342 | 0.99238 [a] | 7,677,099 | 76.8 |
| **1** | 0.00129 | 128 | 0.00032 | 99,291 | 396,848 | 0.99897 [b] | 7,577,757 | 76.3 |
| **5** | 0.00056 | 56 | 0.00011 | 99,164 | 495,679 | 0.99920 | 7,180,909 | 72.4 |
| **10** | 0.00103 | 102 | 0.00021 | 99,108 | 495,285 | 0.99891 | 6,685,230 | 67.5 |
| **15** | 0.00116 | 114 | 0.00023 | 99,006 | 494,744 | 0.99884 | 6,189,946 | 62.5 |
| **20** | 0.00117 | 116 | 0.00024 | 98,892 | 494,168 | 0.99835 | 5,695,202 | 57.6 |
| **25** | 0.00213 | 211 | 0.00043 | 98,775 | 493,351 | 0.99763 | 5,201,034 | 52.7 |
| **30** | 0.00261 | 257 | 0.00052 | 98,565 | 492,181 | 0.99590 | 4,707,683 | 47.8 |
| **35** | 0.00560 | 550 | 0.00112 | 98,308 | 490,162 | 0.99294 | 4,215,502 | 42.9 |
| **40** | 0.00853 | 834 | 0.00171 | 97,757 | 486,702 | 0.99025 | 3,725,340 | 38.1 |
| **45** | 0.01098 | 1,065 | 0.00221 | 96,924 | 481,957 | 0.98201 | 3,238,637 | 33.4 |
| **50** | 0.02506 | 2,403 | 0.00508 | 95,859 | 473,288 | 0.96717 | 2,756,681 | 28.8 |
| **55** | 0.04079 | 3,812 | 0.00833 | 93,456 | 457,751 | 0.95084 | 2,283,392 | 24.4 |
| **60** | 0.05788 | 5,188 | 0.01192 | 89,644 | 435,249 | 0.92540 | 1,825,642 | 20.4 |
| **65** | 0.09236 | 7,800 | 0.01937 | 84,456 | 402,777 | 0.89034 | 1,390,393 | 16.5 |
| **70** | 0.12871 | 9,867 | 0.02751 | 76,655 | 358,610 | 0.81111 | 987,616 | 12.9 |
| **75** | 0.25794 | 17,228 | 0.05923 | 66,789 | 290,874 | 0.53757 [c] | 629,006 | 9.4 |
| **80+** | 1.00000 | 49,561 | 0.14657 | 49,561 | 338,132 | - | 338,132 | 6.8 |

**Nota:** *Notes:*
[a] **Daripada umur 0 hingga kumpulan umur 1-4** *From age of 0 to age group 1-4*
[b] **Daripada umur 0, kumpulan umur 1-4 hingga kumpulan umur 5-9** *From age of 0, age group 1-4 to age group 5-9*
[c] **Daripada umur 75 hingga 80+** *From age of 75 to 80+*

**Jadual 3.4.1: Jadual hayat ringkas mengikut jantina dan umur, Alor Gajah, Melaka, 2024**
*Table 3.4.1: Abridged life table by sex and age, Alor Gajah, Melaka, 2024*

| **Umur** *Age* | **Kebarangkalian mati di antara umur x dan umur x+n** *Probability of dying between age x and age x+n* | **Bilangan kematian di antara umur x dan umur x+n** *Number of deaths between age x and age x+n* | **Kadar tengah mortaliti di antara umur x dan umur x+n** *Central mortality rate between age x and age x+n* | **Penakat (orang yang masih hidup) pada umur tepat x** *Survivors at exact age x* | **Bilangan orang hidup-tahun di antara umur x dan umur x+n** *Number of person-years lived between age x and age x+n* | **Nisbah ketakatan** *Survival ratio* | **Jumlah bilangan orang hidup-tahun selepas umur tepat x** *Total number of person-years lived after exact age x* | **Jangkaan hayat** *Life expectancy* |
|---|---|---|---|---|---|---|---|---|
| **x** | $_nq_x$ | $_nd_x$ | $_nm_x$ | $l_x$ | $_nL_x$ | $_nS_x$ | $T_x$ | $e_x$ |
| **Lelaki dan Perempuan** *Both sexes* | | | | | | | | |
| **0** | 0.00653 | 653 | 0.00657 | 100,000 | 99,392 | 0.99246 [a] | 7,332,783 | 73.3 |
| **1** | 0.00222 | 221 | 0.00056 | 99,347 | 396,838 | 0.99823 [b] | 7,233,391 | 72.8 |
| **5** | 0.00112 | 111 | 0.00022 | 99,126 | 495,352 | 0.99907 | 6,836,553 | 69.0 |
| **10** | 0.00073 | 72 | 0.00015 | 99,015 | 494,893 | 0.99780 | 6,341,201 | 64.0 |
| **15** | 0.00368 | 364 | 0.00074 | 98,943 | 493,804 | 0.99688 | 5,846,308 | 59.1 |
| **20** | 0.00256 | 252 | 0.00051 | 98,579 | 492,263 | 0.99709 | 5,352,504 | 54.3 |
| **25** | 0.00327 | 321 | 0.00065 | 98,327 | 490,830 | 0.99625 | 4,860,241 | 49.4 |
| **30** | 0.00423 | 415 | 0.00085 | 98,005 | 488,991 | 0.99391 | 4,369,411 | 44.6 |
| **35** | 0.00795 | 776 | 0.00160 | 97,591 | 486,015 | 0.99090 | 3,880,420 | 39.8 |
| **40** | 0.01027 | 994 | 0.00206 | 96,815 | 481,590 | 0.98720 | 3,394,406 | 35.1 |
| **45** | 0.01537 | 1,472 | 0.00310 | 95,821 | 475,424 | 0.97168 | 2,912,816 | 30.4 |
| **50** | 0.04148 | 3,913 | 0.00847 | 94,349 | 461,961 | 0.94322 | 2,437,391 | 25.8 |
| **55** | 0.07275 | 6,579 | 0.01510 | 90,436 | 435,730 | 0.91941 | 1,975,431 | 21.8 |
| **60** | 0.08904 | 7,466 | 0.01864 | 83,856 | 400,615 | 0.88815 | 1,539,701 | 18.4 |
| **65** | 0.13689 | 10,457 | 0.02939 | 76,390 | 355,807 | 0.85380 | 1,139,086 | 14.9 |
| **70** | 0.15699 | 10,351 | 0.03407 | 65,933 | 303,787 | 0.78036 | 783,279 | 11.9 |
| **75** | 0.29396 | 16,339 | 0.06892 | 55,582 | 237,062 | 0.50560 [c] | 479,492 | 8.6 |
| **80+** | 1.00000 | 39,243 | 0.16187 | 39,243 | 242,431 | - | 242,431 | 6.2 |
| **Lelaki** *Male* | | | | | | | | |
| **0** | 0.00771 | 771 | 0.00777 | 100,000 | 99,279 | 0.99149 [a] | 7,072,401 | 70.7 |
| **1** | 0.00190 | 188 | 0.00047 | 99,229 | 396,469 | 0.99823 [b] | 6,973,123 | 70.3 |
| **5** | 0.00134 | 133 | 0.00027 | 99,040 | 494,870 | 0.99907 | 6,576,654 | 66.4 |
| **10** | 0.00052 | 51 | 0.00010 | 98,907 | 494,409 | 0.99699 | 6,081,784 | 61.5 |
| **15** | 0.00551 | 544 | 0.00110 | 98,856 | 492,920 | 0.99520 | 5,587,376 | 56.5 |
| **20** | 0.00409 | 402 | 0.00082 | 98,312 | 490,555 | 0.99578 | 5,094,456 | 51.8 |
| **25** | 0.00435 | 426 | 0.00087 | 97,910 | 488,485 | 0.99468 | 4,603,901 | 47.0 |
| **30** | 0.00630 | 614 | 0.00126 | 97,484 | 485,884 | 0.99144 | 4,115,416 | 42.2 |
| **35** | 0.01084 | 1,050 | 0.00218 | 96,870 | 481,724 | 0.98977 | 3,629,531 | 37.5 |
| **40** | 0.00962 | 922 | 0.00193 | 95,820 | 476,794 | 0.98447 | 3,147,807 | 32.9 |
| **45** | 0.02150 | 2,041 | 0.00435 | 94,898 | 469,389 | 0.96064 | 2,671,013 | 28.1 |
| **50** | 0.05761 | 5,349 | 0.01186 | 92,857 | 450,913 | 0.92002 | 2,201,624 | 23.7 |
| **55** | 0.10372 | 9,077 | 0.02188 | 87,508 | 414,848 | 0.89250 | 1,750,711 | 20.0 |
| **60** | 0.11170 | 8,761 | 0.02366 | 78,431 | 370,253 | 0.86490 | 1,335,863 | 17.0 |
| **65** | 0.16143 | 11,247 | 0.03512 | 69,670 | 320,233 | 0.82033 | 965,610 | 13.9 |
| **70** | 0.20142 | 11,767 | 0.04479 | 58,423 | 262,697 | 0.75118 | 645,376 | 11.0 |
| **75** | 0.30818 | 14,378 | 0.07286 | 46,656 | 197,332 | 0.48434 [c] | 382,679 | 8.2 |
| **80+** | 1.00000 | 32,277 | 0.17415 | 32,277 | 185,347 | - | 185,347 | 5.7 |
| **Perempuan** *Female* | | | | | | | | |
| **0** | 0.00529 | 529 | 0.00531 | 100,000 | 99,506 | 0.99352 [a] | 7,602,878 | 76.0 |
| **1** | 0.00256 | 254 | 0.00064 | 99,471 | 397,253 | 0.99820 [b] | 7,503,372 | 75.4 |
| **5** | 0.00087 | 87 | 0.00018 | 99,217 | 495,867 | 0.99908 | 7,106,120 | 71.6 |
| **10** | 0.00096 | 95 | 0.00019 | 99,130 | 495,413 | 0.99866 | 6,610,253 | 66.7 |
| **15** | 0.00172 | 170 | 0.00034 | 99,035 | 494,751 | 0.99869 | 6,114,840 | 61.7 |
| **20** | 0.00090 | 89 | 0.00018 | 98,865 | 494,103 | 0.99857 | 5,620,089 | 56.8 |
| **25** | 0.00197 | 194 | 0.00039 | 98,776 | 493,394 | 0.99808 | 5,125,986 | 51.9 |
| **30** | 0.00187 | 184 | 0.00037 | 98,582 | 492,449 | 0.99680 | 4,632,593 | 47.0 |
| **35** | 0.00454 | 446 | 0.00091 | 98,398 | 490,873 | 0.99213 | 4,140,144 | 42.1 |
| **40** | 0.01122 | 1,099 | 0.00226 | 97,951 | 487,009 | 0.98919 | 3,649,271 | 37.3 |
| **45** | 0.01039 | 1,006 | 0.00209 | 96,852 | 481,746 | 0.98095 | 3,162,262 | 32.7 |
| **50** | 0.02781 | 2,665 | 0.00564 | 95,846 | 472,569 | 0.96440 | 2,680,517 | 28.0 |
| **55** | 0.04361 | 4,064 | 0.00892 | 93,181 | 455,746 | 0.94443 | 2,207,948 | 23.7 |
| **60** | 0.06807 | 6,067 | 0.01409 | 89,117 | 430,420 | 0.91007 | 1,752,202 | 19.7 |
| **65** | 0.11339 | 9,417 | 0.02404 | 83,051 | 391,711 | 0.88222 | 1,321,782 | 15.9 |
| **70** | 0.12273 | 9,037 | 0.02615 | 73,634 | 345,575 | 0.80275 | 930,071 | 12.6 |
| **75** | 0.28220 | 18,229 | 0.06571 | 64,596 | 277,409 | 0.52539 [c] | 584,497 | 9.0 |
| **80+** | 1.00000 | 46,367 | 0.15099 | 46,367 | 307,088 | - | 307,088 | 6.6 |

**Nota:** [a] **Daripada umur 0 hingga kumpulan umur 1-4**
*Notes: From age of 0 to age group 1-4*

[b] **Daripada umur 0, kumpulan umur 1-4 hingga kumpulan umur 5-9**
*From age of 0, age group 1-4 to age group 5-9*

[c] **Daripada umur 75 hingga 80+**
*From age of 75 to 80+*

**Jadual 3.4.2: Jadual hayat ringkas mengikut jantina dan umur, Jasin, Melaka, 2024**
*Table 3.4.2: Abridged life table by sex and age, Jasin, Melaka, 2024*

| **Umur** *Age* | **Kebarangkalian mati di antara umur x dan umur x+n** *Probability of dying between age x and age x+n* | **Bilangan kematian di antara umur x dan umur x+n** *Number of deaths between age x and age x+n* | **Kadar tengah mortaliti di antara umur x dan umur x+n** *Central mortality rate between age x and age x+n* | **Penakat (orang yang masih hidup) pada umur tepat x** *Survivors at exact age x* | **Bilangan orang hidup-tahun di antara umur x dan umur x+n** *Number of person-years lived between age x and age x+n* | **Nisbah ketakatan** *Survival ratio* | **Jumlah bilangan orang hidup-tahun selepas umur tepat x** *Total number of person-years lived after exact age x* | **Jangkaan hayat** *Life expectancy* |
|---|---|---|---|---|---|---|---|---|
| **x** | $_nq_x$ | $_nd_x$ | $_nm_x$ | $l_x$ | $_nL_x$ | $_nS_x$ | $T_x$ | $e_x$ |
| **Lelaki dan Perempuan** *Both sexes* | | | | | | | | |
| **0** | 0.00603 | 603 | 0.00606 | 100,000 | 99,438 | 0.99306 [a] | 7,341,833 | 73.4 |
| **1** | 0.00202 | 201 | 0.00051 | 99,397 | 397,090 | 0.99837 [b] | 7,242,395 | 72.9 |
| **5** | 0.00105 | 104 | 0.00021 | 99,196 | 495,721 | 0.99884 | 6,845,305 | 69.0 |
| **10** | 0.00128 | 127 | 0.00026 | 99,092 | 495,144 | 0.99656 | 6,349,584 | 64.1 |
| **15** | 0.00560 | 554 | 0.00112 | 98,966 | 493,443 | 0.99508 | 5,854,440 | 59.2 |
| **20** | 0.00423 | 417 | 0.00085 | 98,412 | 491,017 | 0.99607 | 5,360,997 | 54.5 |
| **25** | 0.00363 | 356 | 0.00073 | 97,995 | 489,086 | 0.99524 | 4,869,980 | 49.7 |
| **30** | 0.00590 | 576 | 0.00118 | 97,639 | 486,756 | 0.99223 | 4,380,894 | 44.9 |
| **35** | 0.00964 | 936 | 0.00194 | 97,063 | 482,976 | 0.98729 | 3,894,138 | 40.1 |
| **40** | 0.01581 | 1,519 | 0.00319 | 96,127 | 476,839 | 0.97857 | 3,411,162 | 35.5 |
| **45** | 0.02715 | 2,569 | 0.00550 | 94,608 | 466,619 | 0.96492 | 2,934,323 | 31.0 |
| **50** | 0.04323 | 3,979 | 0.00884 | 92,039 | 450,250 | 0.94745 | 2,467,705 | 26.8 |
| **55** | 0.06230 | 5,486 | 0.01286 | 88,061 | 426,588 | 0.93263 | 2,017,454 | 22.9 |
| **60** | 0.07278 | 6,010 | 0.01511 | 82,575 | 397,848 | 0.91076 | 1,590,866 | 19.3 |
| **65** | 0.10700 | 8,192 | 0.02261 | 76,565 | 362,342 | 0.86999 | 1,193,018 | 15.6 |
| **70** | 0.15578 | 10,651 | 0.03379 | 68,372 | 315,234 | 0.79046 | 830,676 | 12.1 |
| **75** | 0.27321 | 15,770 | 0.06329 | 57,721 | 249,181 | 0.51657 [c] | 515,442 | 8.9 |
| **80+** | 1.00000 | 41,951 | 0.15756 | 41,951 | 266,261 | - | 266,261 | 6.3 |
| **Lelaki** *Male* | | | | | | | | |
| **0** | 0.00451 | 451 | 0.00453 | 100,000 | 99,574 | 0.99421 [a] | 7,104,395 | 71.0 |
| **1** | 0.00284 | 283 | 0.00071 | 99,549 | 397,530 | 0.99758 [b] | 7,004,821 | 70.4 |
| **5** | 0.00173 | 172 | 0.00035 | 99,266 | 495,902 | 0.99883 | 6,607,292 | 66.6 |
| **10** | 0.00061 | 60 | 0.00012 | 99,094 | 495,321 | 0.99484 | 6,111,390 | 61.7 |
| **15** | 0.00972 | 963 | 0.00195 | 99,034 | 492,763 | 0.99187 | 5,616,068 | 56.7 |
| **20** | 0.00652 | 640 | 0.00131 | 98,071 | 488,757 | 0.99478 | 5,123,305 | 52.2 |
| **25** | 0.00391 | 381 | 0.00078 | 97,432 | 486,206 | 0.99463 | 4,634,548 | 47.6 |
| **30** | 0.00683 | 663 | 0.00137 | 97,051 | 483,598 | 0.99123 | 4,148,342 | 42.7 |
| **35** | 0.01073 | 1,034 | 0.00216 | 96,388 | 479,355 | 0.98477 | 3,664,744 | 38.0 |
| **40** | 0.01979 | 1,887 | 0.00400 | 95,354 | 472,052 | 0.97136 | 3,185,389 | 33.4 |
| **45** | 0.03768 | 3,522 | 0.00768 | 93,467 | 458,531 | 0.95375 | 2,713,337 | 29.0 |
| **50** | 0.05515 | 4,960 | 0.01134 | 89,945 | 437,326 | 0.93102 | 2,254,806 | 25.1 |
| **55** | 0.08363 | 7,107 | 0.01746 | 84,985 | 407,157 | 0.91346 | 1,817,480 | 21.4 |
| **60** | 0.08971 | 6,986 | 0.01878 | 77,878 | 371,923 | 0.89207 | 1,410,323 | 18.1 |
| **65** | 0.12795 | 9,070 | 0.02734 | 70,891 | 331,781 | 0.85167 | 1,038,400 | 14.6 |
| **70** | 0.17171 | 10,615 | 0.03757 | 61,821 | 282,567 | 0.76404 | 706,619 | 11.4 |
| **75** | 0.31354 | 16,055 | 0.07437 | 51,206 | 215,892 | 0.49088 [c] | 424,052 | 8.3 |
| **80+** | 1.00000 | 35,151 | 0.16886 | 35,151 | 208,160 | - | 208,160 | 5.9 |
| **Perempuan** *Female* | | | | | | | | |
| **0** | 0.00761 | 761 | 0.00766 | 100,000 | 99,295 | 0.99194 [a] | 7,608,732 | 76.1 |
| **1** | 0.00114 | 113 | 0.00029 | 99,239 | 396,675 | 0.99916 [b] | 7,509,437 | 75.7 |
| **5** | 0.00031 | 31 | 0.00006 | 99,126 | 495,552 | 0.99884 | 7,112,762 | 71.8 |
| **10** | 0.00202 | 200 | 0.00040 | 99,095 | 494,975 | 0.99834 | 6,617,210 | 66.8 |
| **15** | 0.00131 | 129 | 0.00026 | 98,895 | 494,153 | 0.99859 | 6,122,235 | 61.9 |
| **20** | 0.00151 | 149 | 0.00030 | 98,766 | 493,458 | 0.99763 | 5,628,081 | 57.0 |
| **25** | 0.00324 | 319 | 0.00065 | 98,617 | 492,288 | 0.99608 | 5,134,623 | 52.1 |
| **30** | 0.00461 | 454 | 0.00092 | 98,298 | 490,356 | 0.99360 | 4,642,336 | 47.2 |
| **35** | 0.00819 | 802 | 0.00165 | 97,844 | 487,218 | 0.99046 | 4,151,979 | 42.4 |
| **40** | 0.01089 | 1,057 | 0.00219 | 97,043 | 482,571 | 0.98685 | 3,664,761 | 37.8 |
| **45** | 0.01543 | 1,481 | 0.00311 | 95,986 | 476,226 | 0.97657 | 3,182,190 | 33.2 |
| **50** | 0.03156 | 2,983 | 0.00641 | 94,505 | 465,066 | 0.96287 | 2,705,964 | 28.6 |
| **55** | 0.04287 | 3,924 | 0.00876 | 91,522 | 447,800 | 0.95063 | 2,240,898 | 24.5 |
| **60** | 0.05617 | 4,920 | 0.01156 | 87,598 | 425,690 | 0.92906 | 1,793,098 | 20.5 |
| **65** | 0.08660 | 7,160 | 0.01810 | 82,678 | 395,491 | 0.88695 | 1,367,408 | 16.5 |
| **70** | 0.14201 | 10,724 | 0.03057 | 75,518 | 350,781 | 0.81335 | 971,917 | 12.9 |
| **75** | 0.23869 | 15,466 | 0.05421 | 64,794 | 285,306 | 0.54067 [c] | 621,136 | 9.6 |
| **80+** | 1.00000 | 49,328 | 0.14689 | 49,328 | 335,830 | - | 335,830 | 6.8 |

**Nota:** *Notes:*
[a] **Daripada umur 0 hingga kumpulan umur 1-4** *From age of 0 to age group 1-4*
[b] **Daripada umur 0, kumpulan umur 1-4 hingga kumpulan umur 5-9** *From age of 0, age group 1-4 to age group 5-9*
[c] **Daripada umur 75 hingga 80+** *From age of 75 to 80+*

**Jadual 3.4.3: Jadual hayat ringkas mengikut jantina dan umur, Melaka Tengah, Melaka, 2024**
*Table 3.4.3: Abridged life table by sex and age, Melaka Tengah, Melaka, 2024*

| **Umur** *Age* | **Kebarangkalian mati di antara umur x dan umur x+n** *Probability of dying between age x and age x+n* | **Bilangan kematian di antara umur x dan umur x+n** *Number of deaths between age x and age x+n* | **Kadar tengah mortaliti di antara umur x dan umur x+n** *Central mortality rate between age x and age x+n* | **Penakat (orang yang masih hidup) pada umur tepat x** *Survivors at exact age x* | **Bilangan orang hidup-tahun di antara umur x dan umur x+n** *Number of person-years lived between age x and age x+n* | **Nisbah ketakatan** *Survival ratio* | **Jumlah bilangan orang hidup-tahun selepas umur tepat x** *Total number of person-years lived after exact age x* | **Jangkaan hayat** *Life expectancy* |
|---|---|---|---|---|---|---|---|---|
| **x** | $_nq_x$ | $_nd_x$ | $_nm_x$ | $l_x$ | $_nL_x$ | $_nS_x$ | $T_x$ | $e_x$ |
| **Lelaki dan Perempuan** *Both sexes* | | | | | | | | |
| **0** | 0.00774 | 774 | 0.00780 | 100,000 | 99,282 | 0.99178 [a] | 7,422,522 | 74.2 |
| **1** | 0.00120 | 119 | 0.00030 | 99,226 | 396,605 | 0.99898 [b] | 7,323,240 | 73.8 |
| **5** | 0.00060 | 59 | 0.00012 | 99,106 | 495,384 | 0.99919 | 6,926,634 | 69.9 |
| **10** | 0.00102 | 101 | 0.00020 | 99,047 | 494,984 | 0.99779 | 6,431,251 | 64.9 |
| **15** | 0.00340 | 336 | 0.00068 | 98,947 | 493,892 | 0.99717 | 5,936,267 | 60.0 |
| **20** | 0.00225 | 222 | 0.00045 | 98,610 | 492,496 | 0.99709 | 5,442,375 | 55.2 |
| **25** | 0.00358 | 352 | 0.00072 | 98,388 | 491,061 | 0.99672 | 4,949,879 | 50.3 |
| **30** | 0.00298 | 292 | 0.00060 | 98,036 | 489,451 | 0.99486 | 4,458,818 | 45.5 |
| **35** | 0.00730 | 714 | 0.00147 | 97,744 | 486,936 | 0.99134 | 3,969,367 | 40.6 |
| **40** | 0.01002 | 972 | 0.00201 | 97,030 | 482,721 | 0.98701 | 3,482,431 | 35.9 |
| **45** | 0.01598 | 1,535 | 0.00322 | 96,058 | 476,452 | 0.97510 | 2,999,710 | 31.2 |
| **50** | 0.03395 | 3,209 | 0.00691 | 94,523 | 464,590 | 0.95479 | 2,523,259 | 26.7 |
| **55** | 0.05686 | 5,192 | 0.01170 | 91,314 | 443,588 | 0.93505 | 2,058,668 | 22.5 |
| **60** | 0.07352 | 6,332 | 0.01527 | 86,122 | 414,779 | 0.90472 | 1,615,080 | 18.8 |
| **65** | 0.11877 | 9,477 | 0.02525 | 79,790 | 375,257 | 0.86120 | 1,200,302 | 15.0 |
| **70** | 0.16153 | 11,358 | 0.03515 | 70,313 | 323,170 | 0.76928 | 825,045 | 11.7 |
| **75** | 0.31325 | 18,467 | 0.07428 | 58,955 | 248,607 | 0.50464 [c] | 501,875 | 8.5 |
| **80+** | 1.00000 | 40,488 | 0.15986 | 40,488 | 253,269 | - | 253,269 | 6.3 |
| **Lelaki** *Male* | | | | | | | | |
| **0** | 0.00781 | 781 | 0.00787 | 100,000 | 99,269 | 0.99162 [a] | 7,162,672 | 71.6 |
| **1** | 0.00141 | 140 | 0.00035 | 99,219 | 396,542 | 0.99882 [b] | 7,063,403 | 71.2 |
| **5** | 0.00067 | 66 | 0.00013 | 99,078 | 495,227 | 0.99909 | 6,666,861 | 67.3 |
| **10** | 0.00116 | 115 | 0.00023 | 99,012 | 494,775 | 0.99657 | 6,171,634 | 62.3 |
| **15** | 0.00570 | 563 | 0.00114 | 98,897 | 493,079 | 0.99564 | 5,676,859 | 57.4 |
| **20** | 0.00302 | 297 | 0.00061 | 98,334 | 490,928 | 0.99598 | 5,183,780 | 52.7 |
| **25** | 0.00503 | 493 | 0.00101 | 98,037 | 488,953 | 0.99587 | 4,692,852 | 47.9 |
| **30** | 0.00323 | 315 | 0.00065 | 97,544 | 486,932 | 0.99392 | 4,203,899 | 43.1 |
| **35** | 0.00893 | 868 | 0.00179 | 97,229 | 483,973 | 0.98930 | 3,716,967 | 38.2 |
| **40** | 0.01249 | 1,204 | 0.00251 | 96,361 | 478,793 | 0.98277 | 3,232,994 | 33.6 |
| **45** | 0.02202 | 2,095 | 0.00445 | 95,157 | 470,545 | 0.96605 | 2,754,201 | 28.9 |
| **50** | 0.04615 | 4,295 | 0.00945 | 93,061 | 454,568 | 0.93933 | 2,283,656 | 24.5 |
| **55** | 0.07589 | 6,736 | 0.01578 | 88,766 | 426,990 | 0.91609 | 1,829,088 | 20.6 |
| **60** | 0.09259 | 7,595 | 0.01942 | 82,030 | 391,162 | 0.87816 | 1,402,098 | 17.1 |
| **65** | 0.15408 | 11,469 | 0.03339 | 74,435 | 343,501 | 0.82560 | 1,010,936 | 13.6 |
| **70** | 0.19841 | 12,493 | 0.04405 | 62,966 | 283,596 | 0.72223 | 667,435 | 10.6 |
| **75** | 0.37677 | 19,017 | 0.09284 | 50,473 | 204,822 | 0.46639 [c] | 383,839 | 7.6 |
| **80+** | 1.00000 | 31,456 | 0.17572 | 31,456 | 179,017 | - | 179,017 | 5.7 |
| **Perempuan** *Female* | | | | | | | | |
| **0** | 0.00767 | 767 | 0.00773 | 100,000 | 99,289 | 0.99196 [a] | 7,720,686 | 77.2 |
| **1** | 0.00098 | 97 | 0.00024 | 99,233 | 396,690 | 0.99913 [b] | 7,621,397 | 76.8 |
| **5** | 0.00053 | 52 | 0.00011 | 99,136 | 495,550 | 0.99931 | 7,224,707 | 72.9 |
| **10** | 0.00086 | 85 | 0.00017 | 99,084 | 495,207 | 0.99914 | 6,729,157 | 67.9 |
| **15** | 0.00086 | 85 | 0.00017 | 98,999 | 494,781 | 0.99894 | 6,233,951 | 63.0 |
| **20** | 0.00127 | 125 | 0.00025 | 98,913 | 494,254 | 0.99843 | 5,739,170 | 58.0 |
| **25** | 0.00187 | 185 | 0.00037 | 98,788 | 493,479 | 0.99780 | 5,244,916 | 53.1 |
| **30** | 0.00253 | 250 | 0.00051 | 98,603 | 492,392 | 0.99605 | 4,751,437 | 48.2 |
| **35** | 0.00536 | 528 | 0.00108 | 98,353 | 490,448 | 0.99388 | 4,259,046 | 43.3 |
| **40** | 0.00688 | 673 | 0.00138 | 97,826 | 487,447 | 0.99135 | 3,768,598 | 38.5 |
| **45** | 0.01043 | 1,014 | 0.00210 | 97,153 | 483,230 | 0.98374 | 3,281,151 | 33.8 |
| **50** | 0.02214 | 2,129 | 0.00448 | 96,139 | 475,374 | 0.96949 | 2,797,921 | 29.1 |
| **55** | 0.03906 | 3,672 | 0.00797 | 94,010 | 460,872 | 0.95339 | 2,322,548 | 24.7 |
| **60** | 0.05447 | 4,921 | 0.01120 | 90,339 | 439,391 | 0.93026 | 1,861,675 | 20.6 |
| **65** | 0.08590 | 7,337 | 0.01795 | 85,418 | 408,746 | 0.89430 | 1,422,285 | 16.7 |
| **70** | 0.12737 | 9,945 | 0.02721 | 78,081 | 365,541 | 0.81350 | 1,013,539 | 13.0 |
| **75** | 0.25427 | 17,325 | 0.05826 | 68,136 | 297,367 | 0.54110 [c] | 647,999 | 9.5 |
| **80+** | 1.00000 | 50,811 | 0.14491 | 50,811 | 350,632 | - | 350,632 | 6.9 |

**Nota:** *Notes:*
[a] **Daripada umur 0 hingga kumpulan umur 1-4** *From age of 0 to age group 1-4*
[b] **Daripada umur 0, kumpulan umur 1-4 hingga kumpulan umur 5-9** *From age of 0, age group 1-4 to age group 5-9*
[c] **Daripada umur 75 hingga 80+** *From age of 75 to 80+*

# NEGERI & DAERAH PENTADBIRAN

## *STATE & ADMINISTRATIVE DISTRICT*

# NEGERI SEMBILAN 2024

**Muka surat ini sengaja dibiarkan kosong**

*This page is deliberately left blank*

**Jadual 3.5: Jadual hayat ringkas mengikut jantina dan umur, Negeri Sembilan, 2024**
*Table 3.5: Abridged life table by sex and age, Negeri Sembilan, 2024*

| **Umur** *Age* | **Kebarangkalian mati di antara umur x dan umur x+n** *Probability of dying between age x and age x+n* | **Bilangan kematian di antara umur x dan umur x+n** *Number of deaths between age x and age x+n* | **Kadar tengah mortaliti di antara umur x dan umur x+n** *Central mortality rate between age x and age x+n* | **Penakat (orang yang masih hidup) pada umur tepat x** *Survivors at exact age x* | **Bilangan orang hidup-tahun di antara umur x dan umur x+n** *Number of person-years lived between age x and age x+n* | **Nisbah ketakatan** *Survival ratio* | **Jumlah bilangan orang hidup-tahun selepas umur tepat x** *Total number of person-years lived after exact age x* | **Jangkaan hayat** *Life expectancy* |
|---|---|---|---|---|---|---|---|---|
| **x** | $_nq_x$ | $_nd_x$ | $_nm_x$ | $l_x$ | $_nL_x$ | $_nS_x$ | $T_x$ | $e_x$ |
| **Lelaki dan Perempuan** *Both sexes* | | | | | | | | |
| **0** | 0.00782 | 782 | 0.00788 | 100,000 | 99,276 | 0.99156 [a] | 7,353,314 | 73.5 |
| **1** | 0.00148 | 147 | 0.00037 | 99,218 | 396,506 | 0.99874 [b] | 7,254,038 | 73.1 |
| **5** | 0.00080 | 80 | 0.00016 | 99,071 | 495,156 | 0.99914 | 6,857,532 | 69.2 |
| **10** | 0.00092 | 91 | 0.00018 | 98,991 | 494,729 | 0.99765 | 6,362,376 | 64.3 |
| **15** | 0.00378 | 374 | 0.00076 | 98,900 | 493,567 | 0.99618 | 5,867,647 | 59.3 |
| **20** | 0.00387 | 382 | 0.00078 | 98,527 | 491,679 | 0.99575 | 5,374,080 | 54.5 |
| **25** | 0.00462 | 453 | 0.00093 | 98,145 | 489,592 | 0.99488 | 4,882,400 | 49.7 |
| **30** | 0.00563 | 550 | 0.00113 | 97,692 | 487,084 | 0.99295 | 4,392,808 | 45.0 |
| **35** | 0.00849 | 824 | 0.00170 | 97,142 | 483,648 | 0.98842 | 3,905,725 | 40.2 |
| **40** | 0.01470 | 1,416 | 0.00296 | 96,317 | 478,047 | 0.98006 | 3,422,076 | 35.5 |
| **45** | 0.02525 | 2,397 | 0.00512 | 94,901 | 468,514 | 0.96933 | 2,944,030 | 31.0 |
| **50** | 0.03623 | 3,351 | 0.00738 | 92,504 | 454,144 | 0.95266 | 2,475,516 | 26.8 |
| **55** | 0.05888 | 5,249 | 0.01213 | 89,153 | 432,643 | 0.93529 | 2,021,372 | 22.7 |
| **60** | 0.07090 | 5,949 | 0.01470 | 83,904 | 404,648 | 0.90419 | 1,588,728 | 18.9 |
| **65** | 0.12261 | 9,558 | 0.02612 | 77,955 | 365,880 | 0.85529 | 1,184,081 | 15.2 |
| **70** | 0.16989 | 11,620 | 0.03713 | 68,397 | 312,935 | 0.78326 | 818,201 | 12.0 |
| **75** | 0.27317 | 15,510 | 0.06328 | 56,777 | 245,110 | 0.51489 [c] | 505,266 | 8.9 |
| **80+** | 1.00000 | 41,267 | 0.15862 | 41,267 | 260,156 | - | 260,156 | 6.3 |
| **Lelaki** *Male* | | | | | | | | |
| **0** | 0.00846 | 846 | 0.00853 | 100,000 | 99,210 | 0.99075 [a] | 7,090,705 | 70.9 |
| **1** | 0.00191 | 190 | 0.00048 | 99,154 | 396,165 | 0.99847 [b] | 6,991,495 | 70.5 |
| **5** | 0.00082 | 81 | 0.00016 | 98,964 | 494,618 | 0.99903 | 6,595,330 | 66.6 |
| **10** | 0.00113 | 112 | 0.00023 | 98,883 | 494,136 | 0.99668 | 6,100,713 | 61.7 |
| **15** | 0.00551 | 544 | 0.00111 | 98,771 | 492,496 | 0.99443 | 5,606,577 | 56.8 |
| **20** | 0.00562 | 552 | 0.00113 | 98,227 | 489,755 | 0.99404 | 5,114,080 | 52.1 |
| **25** | 0.00630 | 615 | 0.00126 | 97,675 | 486,837 | 0.99334 | 4,624,325 | 47.3 |
| **30** | 0.00702 | 681 | 0.00141 | 97,060 | 483,597 | 0.99119 | 4,137,488 | 42.6 |
| **35** | 0.01062 | 1,023 | 0.00213 | 96,379 | 479,337 | 0.98537 | 3,653,891 | 37.9 |
| **40** | 0.01869 | 1,783 | 0.00377 | 95,356 | 472,323 | 0.97384 | 3,174,554 | 33.3 |
| **45** | 0.03378 | 3,161 | 0.00687 | 93,573 | 459,964 | 0.95988 | 2,702,232 | 28.9 |
| **50** | 0.04668 | 4,220 | 0.00956 | 90,413 | 441,511 | 0.93790 | 2,242,267 | 24.8 |
| **55** | 0.07827 | 6,746 | 0.01629 | 86,192 | 414,095 | 0.91674 | 1,800,756 | 20.9 |
| **60** | 0.08867 | 7,044 | 0.01856 | 79,446 | 379,619 | 0.87746 | 1,386,660 | 17.5 |
| **65** | 0.15970 | 11,563 | 0.03471 | 72,402 | 333,101 | 0.82102 | 1,007,041 | 13.9 |
| **70** | 0.20191 | 12,284 | 0.04492 | 60,839 | 273,484 | 0.75043 | 673,940 | 11.1 |
| **75** | 0.30928 | 15,017 | 0.07317 | 48,555 | 205,231 | 0.48751 [c] | 400,456 | 8.2 |
| **80+** | 1.00000 | 33,538 | 0.17179 | 33,538 | 195,226 | - | 195,226 | 5.8 |
| **Perempuan** *Female* | | | | | | | | |
| **0** | 0.00714 | 714 | 0.00719 | 100,000 | 99,337 | 0.99243 [a] | 7,653,787 | 76.5 |
| **1** | 0.00109 | 108 | 0.00027 | 99,286 | 396,876 | 0.99896 [b] | 7,554,450 | 76.1 |
| **5** | 0.00079 | 78 | 0.00016 | 99,178 | 495,696 | 0.99926 | 7,157,573 | 72.2 |
| **10** | 0.00069 | 68 | 0.00014 | 99,100 | 495,331 | 0.99876 | 6,661,877 | 67.2 |
| **15** | 0.00179 | 177 | 0.00036 | 99,032 | 494,716 | 0.99815 | 6,166,546 | 62.3 |
| **20** | 0.00192 | 190 | 0.00038 | 98,855 | 493,799 | 0.99769 | 5,671,830 | 57.4 |
| **25** | 0.00270 | 266 | 0.00054 | 98,665 | 492,661 | 0.99673 | 5,178,031 | 52.5 |
| **30** | 0.00385 | 379 | 0.00077 | 98,399 | 491,048 | 0.99511 | 4,685,370 | 47.6 |
| **35** | 0.00593 | 582 | 0.00119 | 98,020 | 488,645 | 0.99201 | 4,194,322 | 42.8 |
| **40** | 0.01005 | 980 | 0.00202 | 97,438 | 484,742 | 0.98669 | 3,705,677 | 38.0 |
| **45** | 0.01659 | 1,600 | 0.00335 | 96,459 | 478,292 | 0.97894 | 3,220,935 | 33.4 |
| **50** | 0.02561 | 2,429 | 0.00519 | 94,858 | 468,218 | 0.96661 | 2,742,643 | 28.9 |
| **55** | 0.04137 | 3,824 | 0.00845 | 92,429 | 452,586 | 0.95285 | 2,274,425 | 24.6 |
| **60** | 0.05319 | 4,713 | 0.01093 | 88,605 | 431,245 | 0.92967 | 1,821,839 | 20.6 |
| **65** | 0.08844 | 7,419 | 0.01851 | 83,893 | 400,915 | 0.88752 | 1,390,594 | 16.6 |
| **70** | 0.13885 | 10,618 | 0.02984 | 76,474 | 355,822 | 0.81496 | 989,679 | 12.9 |
| **75** | 0.23867 | 15,717 | 0.05420 | 65,855 | 289,982 | 0.54251 [c] | 633,857 | 9.6 |
| **80+** | 1.00000 | 50,138 | 0.14580 | 50,138 | 343,875 | - | 343,875 | 6.9 |

**Nota:** *Notes:*
[a] **Daripada umur 0 hingga kumpulan umur 1-4** *From age of 0 to age group 1-4*
[b] **Daripada umur 0, kumpulan umur 1-4 hingga kumpulan umur 5-9** *From age of 0, age group 1-4 to age group 5-9*
[c] **Daripada umur 75 hingga 80+** *From age of 75 to 80+*

**Jadual 3.5.1: Jadual hayat ringkas mengikut jantina dan umur, Jelebu, Negeri Sembilan, 2024**
*Table 3.5.1: Abridged life table by sex and age, Jelebu, Negeri Sembilan, 2024*

| **Umur** *Age* | **Kebarangkalian mati di antara umur x dan umur x+n** *Probability of dying between age x and age x+n* | **Bilangan kematian di antara umur x dan umur x+n** *Number of deaths between age x and age x+n* | **Kadar tengah mortaliti di antara umur x dan umur x+n** *Central mortality rate between age x and age x+n* | **Penakat (orang yang masih hidup) pada umur tepat x** *Survivors at exact age x* | **Bilangan orang hidup-tahun di antara umur x dan umur x+n** *Number of person-years lived between age x and age x+n* | **Nisbah ketakatan** *Survival ratio* | **Jumlah bilangan orang hidup-tahun selepas umur tepat x** *Total number of person-years lived after exact age x* | **Jangkaan hayat** *Life expectancy* |
|---|---|---|---|---|---|---|---|---|
| **x** | $_nq_x$ | $_nd_x$ | $_nm_x$ | $l_x$ | $_nL_x$ | $_nS_x$ | $T_x$ | $e_x$ |
| **Lelaki dan Perempuan** *Both sexes* | | | | | | | | |
| **0** | 0.00194 | 194 | 0.00194 | 100,000 | 99,817 | 0.99670 [a] | 7,325,205 | 73.3 |
| **1** | 0.00279 | 279 | 0.00070 | 99,806 | 398,533 | 0.99786 [b] | 7,225,388 | 72.4 |
| **5** | 0.00141 | 140 | 0.00028 | 99,527 | 497,285 | 0.99914 | 6,826,855 | 68.6 |
| **10** | 0.00031 | 30 | 0.00006 | 99,387 | 496,858 | 0.99793 | 6,329,570 | 63.7 |
| **15** | 0.00384 | 381 | 0.00077 | 99,356 | 495,828 | 0.99584 | 5,832,712 | 58.7 |
| **20** | 0.00448 | 443 | 0.00090 | 98,975 | 493,767 | 0.99489 | 5,336,884 | 53.9 |
| **25** | 0.00575 | 566 | 0.00115 | 98,532 | 491,243 | 0.99094 | 4,843,117 | 49.2 |
| **30** | 0.01240 | 1,215 | 0.00250 | 97,965 | 486,791 | 0.98841 | 4,351,874 | 44.4 |
| **35** | 0.01078 | 1,043 | 0.00217 | 96,751 | 481,147 | 0.98664 | 3,865,084 | 39.9 |
| **40** | 0.01598 | 1,529 | 0.00322 | 95,708 | 474,717 | 0.97617 | 3,383,936 | 35.4 |
| **45** | 0.03180 | 2,995 | 0.00646 | 94,179 | 463,406 | 0.96124 | 2,909,219 | 30.9 |
| **50** | 0.04594 | 4,189 | 0.00940 | 91,184 | 445,445 | 0.95023 | 2,445,813 | 26.8 |
| **55** | 0.05378 | 4,678 | 0.01105 | 86,994 | 423,277 | 0.94400 | 2,000,368 | 23.0 |
| **60** | 0.05835 | 4,803 | 0.01202 | 82,316 | 399,573 | 0.90762 | 1,577,091 | 19.2 |
| **65** | 0.12853 | 9,962 | 0.02747 | 77,513 | 362,659 | 0.85933 | 1,177,518 | 15.2 |
| **70** | 0.15460 | 10,443 | 0.03351 | 67,551 | 311,645 | 0.78712 | 814,859 | 12.1 |
| **75** | 0.28181 | 16,094 | 0.06561 | 57,108 | 245,303 | 0.51253 [c] | 503,213 | 8.8 |
| **80+** | 1.00000 | 41,014 | 0.15902 | 41,014 | 257,910 | - | 257,910 | 6.3 |
| **Lelaki** *Male* | | | | | | | | |
| **0** | 0.00390 | 390 | 0.00391 | 100,000 | 99,631 | 0.99502 [a] | 7,066,510 | 70.7 |
| **1** | 0.00239 | 238 | 0.00060 | 99,610 | 397,879 | 0.99835 [b] | 6,966,879 | 69.9 |
| **5** | 0.00069 | 68 | 0.00014 | 99,372 | 496,690 | 0.99966 | 6,568,999 | 66.1 |
| **10** | 0.00000 | - | 0.00000 | 99,304 | 496,519 | 0.99665 | 6,072,309 | 61.1 |
| **15** | 0.00671 | 666 | 0.00135 | 99,304 | 494,854 | 0.99402 | 5,575,790 | 56.1 |
| **20** | 0.00524 | 517 | 0.00105 | 98,638 | 491,897 | 0.99392 | 5,080,935 | 51.5 |
| **25** | 0.00693 | 680 | 0.00139 | 98,121 | 488,905 | 0.99043 | 4,589,038 | 46.8 |
| **30** | 0.01223 | 1,192 | 0.00246 | 97,441 | 484,226 | 0.98824 | 4,100,133 | 42.1 |
| **35** | 0.01128 | 1,086 | 0.00227 | 96,249 | 478,532 | 0.98592 | 3,615,907 | 37.6 |
| **40** | 0.01691 | 1,609 | 0.00341 | 95,163 | 471,795 | 0.97098 | 3,137,375 | 33.0 |
| **45** | 0.04135 | 3,869 | 0.00844 | 93,554 | 458,101 | 0.94786 | 2,665,580 | 28.5 |
| **50** | 0.06339 | 5,685 | 0.01309 | 89,686 | 434,216 | 0.93285 | 2,207,479 | 24.6 |
| **55** | 0.07116 | 5,978 | 0.01476 | 84,001 | 405,059 | 0.92325 | 1,773,263 | 21.1 |
| **60** | 0.08276 | 6,457 | 0.01727 | 78,023 | 373,971 | 0.87549 | 1,368,204 | 17.5 |
| **65** | 0.17003 | 12,168 | 0.03717 | 71,565 | 327,406 | 0.82973 | 994,234 | 13.9 |
| **70** | 0.17055 | 10,130 | 0.03729 | 59,397 | 271,660 | 0.75575 | 666,828 | 11.2 |
| **75** | 0.33310 | 16,411 | 0.07993 | 49,267 | 205,308 | 0.48045 [c] | 395,168 | 8.0 |
| **80+** | 1.00000 | 32,856 | 0.17305 | 32,856 | 189,860 | - | 189,860 | 5.8 |
| **Perempuan** *Female* | | | | | | | | |
| **0** | 0.00000 | - | 0.00000 | 100,000 | 100,000 | 0.99844 [a] | 7,652,735 | 76.5 |
| **1** | 0.00315 | 315 | 0.00079 | 100,000 | 399,220 | 0.99733 [b] | 7,552,735 | 75.5 |
| **5** | 0.00217 | 216 | 0.00043 | 99,685 | 497,884 | 0.99857 | 7,153,516 | 71.8 |
| **10** | 0.00068 | 68 | 0.00014 | 99,469 | 497,174 | 0.99966 | 6,655,631 | 66.9 |
| **15** | 0.00000 | - | 0.00000 | 99,401 | 497,004 | 0.99833 | 6,158,457 | 62.0 |
| **20** | 0.00334 | 332 | 0.00067 | 99,401 | 496,173 | 0.99662 | 5,661,453 | 57.0 |
| **25** | 0.00342 | 338 | 0.00068 | 99,068 | 494,496 | 0.99196 | 5,165,280 | 52.1 |
| **30** | 0.01268 | 1,252 | 0.00255 | 98,730 | 490,520 | 0.98864 | 4,670,784 | 47.3 |
| **35** | 0.01002 | 977 | 0.00201 | 97,478 | 484,947 | 0.98768 | 4,180,265 | 42.9 |
| **40** | 0.01464 | 1,413 | 0.00295 | 96,501 | 478,972 | 0.98300 | 3,695,317 | 38.3 |
| **45** | 0.01940 | 1,845 | 0.00392 | 95,088 | 470,828 | 0.97811 | 3,216,345 | 33.8 |
| **50** | 0.02443 | 2,278 | 0.00495 | 93,243 | 460,523 | 0.96980 | 2,745,516 | 29.4 |
| **55** | 0.03612 | 3,286 | 0.00736 | 90,966 | 446,614 | 0.96432 | 2,284,993 | 25.1 |
| **60** | 0.03522 | 3,088 | 0.00717 | 87,680 | 430,678 | 0.93831 | 1,838,380 | 21.0 |
| **65** | 0.08912 | 7,539 | 0.01866 | 84,591 | 404,110 | 0.88694 | 1,407,702 | 16.6 |
| **70** | 0.13933 | 10,736 | 0.02995 | 77,053 | 358,423 | 0.81792 | 1,003,592 | 13.0 |
| **75** | 0.23175 | 15,369 | 0.05243 | 66,317 | 293,161 | 0.54561 [c] | 645,169 | 9.7 |
| **80+** | 1.00000 | 50,948 | 0.14473 | 50,948 | 352,008 | - | 352,008 | 6.9 |

**Nota:** *Notes:*
[a] **Daripada umur 0 hingga kumpulan umur 1-4** *From age of 0 to age group 1-4*
[b] **Daripada umur 0, kumpulan umur 1-4 hingga kumpulan umur 5-9** *From age of 0, age group 1-4 to age group 5-9*
[c] **Daripada umur 75 hingga 80+** *From age of 75 to 80+*

**Jadual 3.5.2: Jadual hayat ringkas mengikut jantina dan umur, Kuala Pilah, Negeri Sembilan, 2024**
*Table 3.5.2: Abridged life table by sex and age, Kuala Pilah, Negeri Sembilan, 2024*

| **Umur** *Age* | **Kebarangkalian mati di antara umur x dan umur x+n** *Probability of dying between age x and age x+n* | **Bilangan kematian di antara umur x dan umur x+n** *Number of deaths between age x and age x+n* | **Kadar tengah mortaliti di antara umur x dan umur x+n** *Central mortality rate between age x and age x+n* | **Penakat (orang yang masih hidup) pada umur tepat x** *Survivors at exact age x* | **Bilangan orang hidup-tahun di antara umur x dan umur x+n** *Number of person-years lived between age x and age x+n* | **Nisbah ketakatan** *Survival ratio* | **Jumlah bilangan orang hidup-tahun selepas umur tepat x** *Total number of person-years lived after exact age x* | **Jangkaan hayat** *Life expectancy* |
|---|---|---|---|---|---|---|---|---|
| **x** | $_nq_x$ | $_nd_x$ | $_nm_x$ | $l_x$ | $_nL_x$ | $_nS_x$ | $T_x$ | $e_x$ |
| **Lelaki dan Perempuan** *Both sexes* | | | | | | | | |
| **0** | 0.00684 | 684 | 0.00688 | 100,000 | 99,364 | 0.99210 [a] | 7,171,043 | 71.7 |
| **1** | 0.00235 | 233 | 0.00059 | 99,316 | 396,685 | 0.99843 [b] | 7,071,679 | 71.2 |
| **5** | 0.00058 | 58 | 0.00012 | 99,083 | 495,271 | 0.99857 | 6,674,994 | 67.4 |
| **10** | 0.00227 | 225 | 0.00045 | 99,025 | 494,565 | 0.99548 | 6,179,723 | 62.4 |
| **15** | 0.00678 | 670 | 0.00136 | 98,801 | 492,327 | 0.99455 | 5,685,159 | 57.5 |
| **20** | 0.00411 | 404 | 0.00082 | 98,130 | 489,642 | 0.99524 | 5,192,831 | 52.9 |
| **25** | 0.00541 | 529 | 0.00108 | 97,727 | 487,311 | 0.99360 | 4,703,189 | 48.1 |
| **30** | 0.00740 | 720 | 0.00149 | 97,198 | 484,191 | 0.99167 | 4,215,878 | 43.4 |
| **35** | 0.00927 | 895 | 0.00186 | 96,478 | 480,155 | 0.98651 | 3,731,687 | 38.7 |
| **40** | 0.01774 | 1,696 | 0.00358 | 95,584 | 473,679 | 0.97375 | 3,251,532 | 34.0 |
| **45** | 0.03492 | 3,278 | 0.00711 | 93,888 | 461,243 | 0.96153 | 2,777,853 | 29.6 |
| **50** | 0.04215 | 3,819 | 0.00861 | 90,610 | 443,500 | 0.94208 | 2,316,609 | 25.6 |
| **55** | 0.07438 | 6,455 | 0.01545 | 86,791 | 417,815 | 0.92070 | 1,873,109 | 21.6 |
| **60** | 0.08461 | 6,797 | 0.01767 | 80,335 | 384,683 | 0.89468 | 1,455,295 | 18.1 |
| **65** | 0.12794 | 9,408 | 0.02734 | 73,538 | 344,169 | 0.85085 | 1,070,611 | 14.6 |
| **70** | 0.17348 | 11,125 | 0.03799 | 64,130 | 292,835 | 0.75666 | 726,442 | 11.3 |
| **75** | 0.32787 | 17,378 | 0.07843 | 53,004 | 221,575 | 0.48899 [c] | 433,607 | 8.2 |
| **80+** | 1.00000 | 35,626 | 0.16802 | 35,626 | 212,031 | - | 212,031 | 6.0 |
| **Lelaki** *Male* | | | | | | | | |
| **0** | 0.00835 | 835 | 0.00842 | 100,000 | 99,220 | 0.98987 [a] | 6,869,934 | 68.7 |
| **1** | 0.00402 | 399 | 0.00101 | 99,165 | 395,714 | 0.99777 [b] | 6,770,714 | 68.3 |
| **5** | 0.00000 | - | 0.00000 | 98,766 | 493,831 | 0.99844 | 6,375,000 | 64.5 |
| **10** | 0.00311 | 307 | 0.00062 | 98,766 | 493,063 | 0.99395 | 5,881,168 | 59.5 |
| **15** | 0.00899 | 886 | 0.00181 | 98,459 | 490,080 | 0.99254 | 5,388,106 | 54.7 |
| **20** | 0.00592 | 578 | 0.00119 | 97,573 | 486,422 | 0.99334 | 4,898,026 | 50.2 |
| **25** | 0.00741 | 718 | 0.00149 | 96,996 | 483,182 | 0.99133 | 4,411,604 | 45.5 |
| **30** | 0.00994 | 957 | 0.00200 | 96,277 | 478,995 | 0.98850 | 3,928,422 | 40.8 |
| **35** | 0.01307 | 1,246 | 0.00263 | 95,321 | 473,488 | 0.98023 | 3,449,427 | 36.2 |
| **40** | 0.02655 | 2,497 | 0.00538 | 94,074 | 464,129 | 0.96316 | 2,975,940 | 31.6 |
| **45** | 0.04741 | 4,342 | 0.00971 | 91,577 | 447,031 | 0.95025 | 2,511,811 | 27.4 |
| **50** | 0.05220 | 4,554 | 0.01072 | 87,235 | 424,792 | 0.92198 | 2,064,780 | 23.7 |
| **55** | 0.10526 | 8,703 | 0.02222 | 82,681 | 391,649 | 0.89233 | 1,639,988 | 19.8 |
| **60** | 0.11036 | 8,164 | 0.02336 | 73,978 | 349,481 | 0.86639 | 1,248,339 | 16.9 |
| **65** | 0.15974 | 10,513 | 0.03472 | 65,814 | 302,787 | 0.82553 | 898,858 | 13.7 |
| **70** | 0.19199 | 10,617 | 0.04247 | 55,301 | 249,961 | 0.73828 | 596,071 | 10.8 |
| **75** | 0.34801 | 15,551 | 0.08427 | 44,684 | 184,542 | 0.46681 [c] | 346,110 | 7.7 |
| **80+** | 1.00000 | 29,133 | 0.18032 | 29,133 | 161,568 | - | 161,568 | 5.5 |
| **Perempuan** *Female* | | | | | | | | |
| **0** | 0.00522 | 522 | 0.00524 | 100,000 | 99,512 | 0.99447 [a] | 7,511,683 | 75.1 |
| **1** | 0.00076 | 76 | 0.00019 | 99,478 | 397,724 | 0.99886 [b] | 7,412,170 | 74.5 |
| **5** | 0.00137 | 136 | 0.00027 | 99,402 | 496,672 | 0.99869 | 7,014,446 | 70.6 |
| **10** | 0.00125 | 124 | 0.00025 | 99,266 | 496,022 | 0.99727 | 6,517,774 | 65.7 |
| **15** | 0.00420 | 417 | 0.00084 | 99,142 | 494,669 | 0.99666 | 6,021,753 | 60.7 |
| **20** | 0.00248 | 245 | 0.00050 | 98,726 | 493,017 | 0.99710 | 5,527,083 | 56.0 |
| **25** | 0.00332 | 327 | 0.00067 | 98,481 | 491,588 | 0.99636 | 5,034,067 | 51.1 |
| **30** | 0.00395 | 388 | 0.00079 | 98,154 | 489,801 | 0.99575 | 4,542,479 | 46.3 |
| **35** | 0.00455 | 445 | 0.00091 | 97,766 | 487,719 | 0.99402 | 4,052,678 | 41.5 |
| **40** | 0.00742 | 722 | 0.00149 | 97,322 | 484,803 | 0.98497 | 3,564,959 | 36.6 |
| **45** | 0.02269 | 2,192 | 0.00459 | 96,600 | 477,518 | 0.97298 | 3,080,156 | 31.9 |
| **50** | 0.03145 | 2,969 | 0.00639 | 94,408 | 464,616 | 0.96029 | 2,602,638 | 27.6 |
| **55** | 0.04825 | 4,412 | 0.00989 | 91,439 | 446,165 | 0.94649 | 2,138,022 | 23.4 |
| **60** | 0.05903 | 5,137 | 0.01217 | 87,027 | 422,292 | 0.92220 | 1,691,857 | 19.4 |
| **65** | 0.09774 | 8,004 | 0.02055 | 81,890 | 389,439 | 0.87493 | 1,269,564 | 15.5 |
| **70** | 0.15536 | 11,479 | 0.03369 | 73,886 | 340,732 | 0.77347 | 880,126 | 11.9 |
| **75** | 0.31079 | 19,395 | 0.07359 | 62,407 | 263,548 | 0.51140 [c] | 539,393 | 8.6 |
| **80+** | 1.00000 | 43,012 | 0.15593 | 43,012 | 275,846 | - | 275,846 | 6.4 |

**Nota:** *Notes:*
[a] **Daripada umur 0 hingga kumpulan umur 1-4** *From age of 0 to age group 1-4*
[b] **Daripada umur 0, kumpulan umur 1-4 hingga kumpulan umur 5-9** *From age of 0, age group 1-4 to age group 5-9*
[c] **Daripada umur 75 hingga 80+** *From age of 75 to 80+*

**Jadual 3.5.3: Jadual hayat ringkas mengikut jantina dan umur, Port Dickson, Negeri Sembilan, 2024**
*Table 3.5.3: Abridged life table by sex and age, Port Dickson, Negeri Sembilan, 2024*

| **Umur** *Age* | **Kebarangkalian mati di antara umur x dan umur x+n** *Probability of dying between age x and age x+n* | **Bilangan kematian di antara umur x dan umur x+n** *Number of deaths between age x and age x+n* | **Kadar tengah mortaliti di antara umur x dan umur x+n** *Central mortality rate between age x and age x+n* | **Penakat (orang yang masih hidup) pada umur tepat x** *Survivors at exact age x* | **Bilangan orang hidup-tahun di antara umur x dan umur x+n** *Number of person-years lived between age x and age x+n* | **Nisbah ketakatan** *Survival ratio* | **Jumlah bilangan orang hidup-tahun selepas umur tepat x** *Total number of person-years lived after exact age x* | **Jangkaan hayat** *Life expectancy* |
|---|---|---|---|---|---|---|---|---|
| **x** | $_nq_x$ | $_nd_x$ | $_nm_x$ | $l_x$ | $_nL_x$ | $_nS_x$ | $T_x$ | $e_x$ |
| **Lelaki dan Perempuan** *Both sexes* | | | | | | | | |
| **0** | 0.00823 | 823 | 0.00829 | 100,000 | 99,239 | 0.99139 [a] | 7,199,614 | 72.0 |
| **1** | 0.00102 | 102 | 0.00026 | 99,177 | 396,456 | 0.99897 [b] | 7,100,375 | 71.6 |
| **5** | 0.00079 | 78 | 0.00016 | 99,076 | 495,182 | 0.99905 | 6,703,919 | 67.7 |
| **10** | 0.00112 | 111 | 0.00022 | 98,997 | 494,710 | 0.99782 | 6,208,737 | 62.7 |
| **15** | 0.00324 | 320 | 0.00065 | 98,887 | 493,633 | 0.99609 | 5,714,027 | 57.8 |
| **20** | 0.00459 | 453 | 0.00092 | 98,567 | 491,701 | 0.99485 | 5,220,394 | 53.0 |
| **25** | 0.00570 | 559 | 0.00114 | 98,114 | 489,170 | 0.99427 | 4,728,694 | 48.2 |
| **30** | 0.00576 | 562 | 0.00115 | 97,554 | 486,368 | 0.99160 | 4,239,524 | 43.5 |
| **35** | 0.01105 | 1,072 | 0.00222 | 96,993 | 482,285 | 0.98551 | 3,753,155 | 38.7 |
| **40** | 0.01797 | 1,723 | 0.00363 | 95,921 | 475,297 | 0.97711 | 3,270,870 | 34.1 |
| **45** | 0.02791 | 2,629 | 0.00566 | 94,198 | 464,417 | 0.96777 | 2,795,573 | 29.7 |
| **50** | 0.03668 | 3,359 | 0.00747 | 91,569 | 449,447 | 0.94966 | 2,331,156 | 25.5 |
| **55** | 0.06451 | 5,690 | 0.01333 | 88,210 | 426,824 | 0.93239 | 1,881,709 | 21.3 |
| **60** | 0.07092 | 5,852 | 0.01471 | 82,520 | 397,968 | 0.89994 | 1,454,886 | 17.6 |
| **65** | 0.13142 | 10,075 | 0.02813 | 76,667 | 358,148 | 0.83764 | 1,056,918 | 13.8 |
| **70** | 0.19799 | 13,184 | 0.04395 | 66,592 | 300,000 | 0.71340 | 698,770 | 10.5 |
| **75** | 0.39709 | 21,207 | 0.09909 | 53,408 | 214,020 | 0.46330 [c] | 398,770 | 7.5 |
| **80+** | 1.00000 | 32,200 | 0.17429 | 32,200 | 184,750 | - | 184,750 | 5.7 |
| **Lelaki** *Male* | | | | | | | | |
| **0** | 0.00886 | 886 | 0.00893 | 100,000 | 99,174 | 0.99086 [a] | 6,971,658 | 69.7 |
| **1** | 0.00085 | 84 | 0.00021 | 99,114 | 396,256 | 0.99889 [b] | 6,872,483 | 69.3 |
| **5** | 0.00108 | 107 | 0.00022 | 99,030 | 494,881 | 0.99866 | 6,476,227 | 65.4 |
| **10** | 0.00159 | 157 | 0.00032 | 98,923 | 494,220 | 0.99673 | 5,981,346 | 60.5 |
| **15** | 0.00495 | 489 | 0.00099 | 98,765 | 492,606 | 0.99453 | 5,487,126 | 55.6 |
| **20** | 0.00600 | 590 | 0.00120 | 98,277 | 489,910 | 0.99349 | 4,994,521 | 50.8 |
| **25** | 0.00703 | 686 | 0.00141 | 97,687 | 486,720 | 0.99240 | 4,504,611 | 46.1 |
| **30** | 0.00817 | 793 | 0.00164 | 97,001 | 483,022 | 0.98908 | 4,017,891 | 41.4 |
| **35** | 0.01368 | 1,316 | 0.00276 | 96,208 | 477,749 | 0.98145 | 3,534,869 | 36.7 |
| **40** | 0.02349 | 2,229 | 0.00475 | 94,892 | 468,886 | 0.96875 | 3,057,121 | 32.2 |
| **45** | 0.03920 | 3,632 | 0.00800 | 92,663 | 454,233 | 0.95632 | 2,588,235 | 27.9 |
| **50** | 0.04835 | 4,305 | 0.00991 | 89,031 | 434,391 | 0.93742 | 2,134,001 | 24.0 |
| **55** | 0.07754 | 6,569 | 0.01613 | 84,726 | 407,207 | 0.92123 | 1,699,610 | 20.1 |
| **60** | 0.08011 | 6,261 | 0.01669 | 78,157 | 375,131 | 0.87205 | 1,292,403 | 16.5 |
| **65** | 0.17996 | 12,938 | 0.03955 | 71,896 | 327,133 | 0.80477 | 917,272 | 12.8 |
| **70** | 0.21384 | 12,608 | 0.04789 | 58,957 | 263,268 | 0.69391 | 590,139 | 10.0 |
| **75** | 0.42342 | 19,626 | 0.10743 | 46,350 | 182,686 | 0.44111 [c] | 326,871 | 7.1 |
| **80+** | 1.00000 | 26,724 | 0.18535 | 26,724 | 144,185 | - | 144,185 | 5.4 |
| **Perempuan** *Female* | | | | | | | | |
| **0** | 0.00755 | 755 | 0.00760 | 100,000 | 99,300 | 0.99198 [a] | 7,476,869 | 74.8 |
| **1** | 0.00119 | 118 | 0.00030 | 99,245 | 396,688 | 0.99904 [b] | 7,377,568 | 74.3 |
| **5** | 0.00051 | 51 | 0.00010 | 99,128 | 495,510 | 0.99945 | 6,980,880 | 70.4 |
| **10** | 0.00059 | 59 | 0.00012 | 99,077 | 495,236 | 0.99916 | 6,485,370 | 65.5 |
| **15** | 0.00109 | 108 | 0.00022 | 99,018 | 494,819 | 0.99810 | 5,990,134 | 60.5 |
| **20** | 0.00270 | 267 | 0.00054 | 98,910 | 493,881 | 0.99665 | 5,495,315 | 55.6 |
| **25** | 0.00400 | 395 | 0.00080 | 98,643 | 492,227 | 0.99657 | 5,001,434 | 50.7 |
| **30** | 0.00285 | 280 | 0.00057 | 98,248 | 490,540 | 0.99457 | 4,509,207 | 45.9 |
| **35** | 0.00803 | 786 | 0.00161 | 97,968 | 487,874 | 0.99052 | 4,018,667 | 41.0 |
| **40** | 0.01094 | 1,064 | 0.00220 | 97,182 | 483,250 | 0.98630 | 3,530,793 | 36.3 |
| **45** | 0.01648 | 1,584 | 0.00332 | 96,118 | 476,630 | 0.97987 | 3,047,543 | 31.7 |
| **50** | 0.02384 | 2,253 | 0.00482 | 94,534 | 467,035 | 0.96247 | 2,570,913 | 27.2 |
| **55** | 0.05155 | 4,758 | 0.01058 | 92,280 | 449,508 | 0.94444 | 2,103,878 | 22.8 |
| **60** | 0.05978 | 5,232 | 0.01233 | 87,523 | 424,533 | 0.92854 | 1,654,370 | 18.9 |
| **65** | 0.08388 | 6,902 | 0.01751 | 82,290 | 394,195 | 0.87081 | 1,229,838 | 14.9 |
| **70** | 0.17864 | 13,467 | 0.03923 | 75,388 | 343,271 | 0.73482 | 835,642 | 11.1 |
| **75** | 0.37055 | 22,945 | 0.09096 | 61,921 | 252,241 | 0.48770 [c] | 492,371 | 8.0 |
| **80+** | 1.00000 | 38,976 | 0.16231 | 38,976 | 240,130 | - | 240,130 | 6.2 |

**Nota:** [a] **Daripada umur 0 hingga kumpulan umur 1-4**
*Notes: From age of 0 to age group 1-4*

[b] **Daripada umur 0, kumpulan umur 1-4 hingga kumpulan umur 5-9**
*From age of 0, age group 1-4 to age group 5-9*

[c] **Daripada umur 75 hingga 80+**
*From age of 75 to 80+*

**Jadual 3.5.4: Jadual hayat ringkas mengikut jantina dan umur, Rembau, Negeri Sembilan, 2024**
*Table 3.5.4: Abridged life table by sex and age, Rembau, Negeri Sembilan, 2024*

| **Umur** *Age* | **Kebarangkalian mati di antara umur x dan umur x+n** *Probability of dying between age x and age x+n* | **Bilangan kematian di antara umur x dan umur x+n** *Number of deaths between age x and age x+n* | **Kadar tengah mortaliti di antara umur x dan umur x+n** *Central mortality rate between age x and age x+n* | **Penakat (orang yang masih hidup) pada umur tepat x** *Survivors at exact age x* | **Bilangan orang hidup-tahun di antara umur x dan umur x+n** *Number of person-years lived between age x and age x+n* | **Nisbah ketakatan** *Survival ratio* | **Jumlah bilangan orang hidup-tahun selepas umur tepat x** *Total number of person-years lived after exact age x* | **Jangkaan hayat** *Life expectancy* |
|---|---|---|---|---|---|---|---|---|
| **x** | $_nq_x$ | $_nd_x$ | $_nm_x$ | $l_x$ | $_nL_x$ | $_nS_x$ | $T_x$ | $e_x$ |
| **Lelaki dan Perempuan** *Both sexes* | | | | | | | | |
| **0** | 0.00484 | 484 | 0.00486 | 100,000 | 99,548 | 0.99453 [a] | 7,191,932 | 71.9 |
| **1** | 0.00140 | 140 | 0.00035 | 99,516 | 397,718 | 0.99869 [b] | 7,092,385 | 71.3 |
| **5** | 0.00108 | 107 | 0.00022 | 99,377 | 496,615 | 0.99946 | 6,694,667 | 67.4 |
| **10** | 0.00000 | - | 0.00000 | 99,269 | 496,347 | 0.99791 | 6,198,052 | 62.4 |
| **15** | 0.00417 | 414 | 0.00084 | 99,269 | 495,311 | 0.99543 | 5,701,705 | 57.4 |
| **20** | 0.00497 | 491 | 0.00100 | 98,855 | 493,048 | 0.99540 | 5,206,394 | 52.7 |
| **25** | 0.00423 | 416 | 0.00085 | 98,364 | 490,780 | 0.99469 | 4,713,347 | 47.9 |
| **30** | 0.00639 | 626 | 0.00128 | 97,948 | 488,176 | 0.98960 | 4,222,566 | 43.1 |
| **35** | 0.01444 | 1,406 | 0.00291 | 97,322 | 483,098 | 0.97836 | 3,734,390 | 38.4 |
| **40** | 0.02894 | 2,776 | 0.00587 | 95,917 | 472,645 | 0.96370 | 3,251,292 | 33.9 |
| **45** | 0.04388 | 4,087 | 0.00897 | 93,141 | 455,487 | 0.95381 | 2,778,648 | 29.8 |
| **50** | 0.04860 | 4,328 | 0.00996 | 89,054 | 434,449 | 0.94675 | 2,323,160 | 26.1 |
| **55** | 0.05814 | 4,926 | 0.01198 | 84,726 | 411,315 | 0.92945 | 1,888,711 | 22.3 |
| **60** | 0.08372 | 6,681 | 0.01748 | 79,800 | 382,299 | 0.89915 | 1,477,396 | 18.5 |
| **65** | 0.11955 | 8,741 | 0.02543 | 73,119 | 343,744 | 0.85697 | 1,095,097 | 15.0 |
| **70** | 0.16971 | 10,926 | 0.03709 | 64,378 | 294,576 | 0.77330 | 751,353 | 11.7 |
| **75** | 0.29533 | 15,786 | 0.06930 | 53,452 | 227,797 | 0.50129 [c] | 456,777 | 8.5 |
| **80+** | 1.00000 | 37,666 | 0.16450 | 37,666 | 228,980 | - | 228,980 | 6.1 |
| **Lelaki** *Male* | | | | | | | | |
| **0** | 0.00614 | 614 | 0.00618 | 100,000 | 99,423 | 0.99349 [a] | 6,899,859 | 69.0 |
| **1** | 0.00095 | 94 | 0.00024 | 99,386 | 397,321 | 0.99849 [b] | 6,800,436 | 68.4 |
| **5** | 0.00187 | 186 | 0.00037 | 99,292 | 495,993 | 0.99906 | 6,403,115 | 64.5 |
| **10** | 0.00000 | - | 0.00000 | 99,106 | 495,529 | 0.99694 | 5,907,122 | 59.6 |
| **15** | 0.00612 | 606 | 0.00123 | 99,106 | 494,013 | 0.99223 | 5,411,593 | 54.6 |
| **20** | 0.00944 | 930 | 0.00190 | 98,499 | 490,172 | 0.99252 | 4,917,580 | 49.9 |
| **25** | 0.00550 | 537 | 0.00110 | 97,569 | 486,505 | 0.99346 | 4,427,408 | 45.4 |
| **30** | 0.00758 | 735 | 0.00152 | 97,033 | 483,325 | 0.98668 | 3,940,903 | 40.6 |
| **35** | 0.01911 | 1,840 | 0.00386 | 96,297 | 476,887 | 0.97173 | 3,457,579 | 35.9 |
| **40** | 0.03761 | 3,552 | 0.00767 | 94,457 | 463,406 | 0.95599 | 2,980,692 | 31.6 |
| **45** | 0.05066 | 4,605 | 0.01040 | 90,905 | 443,012 | 0.94393 | 2,517,286 | 27.7 |
| **50** | 0.06176 | 5,330 | 0.01275 | 86,300 | 418,174 | 0.93097 | 2,074,274 | 24.0 |
| **55** | 0.07678 | 6,217 | 0.01597 | 80,970 | 389,307 | 0.91078 | 1,656,100 | 20.5 |
| **60** | 0.10270 | 7,677 | 0.02165 | 74,753 | 354,571 | 0.86977 | 1,266,793 | 16.9 |
| **65** | 0.16090 | 10,793 | 0.03500 | 67,076 | 308,396 | 0.81444 | 912,222 | 13.6 |
| **70** | 0.21495 | 12,098 | 0.04817 | 56,283 | 251,169 | 0.73759 | 603,825 | 10.7 |
| **75** | 0.32287 | 14,266 | 0.07700 | 44,185 | 185,260 | 0.47467 [c] | 352,656 | 8.0 |
| **80+** | 1.00000 | 29,919 | 0.17873 | 29,919 | 167,396 | - | 167,396 | 5.6 |
| **Perempuan** *Female* | | | | | | | | |
| **0** | 0.00340 | 340 | 0.00341 | 100,000 | 99,681 | 0.99573 [a] | 7,508,694 | 75.1 |
| **1** | 0.00185 | 184 | 0.00046 | 99,660 | 398,185 | 0.99903 [b] | 7,409,013 | 74.3 |
| **5** | 0.00000 | - | 0.00000 | 99,476 | 497,382 | 1.00000 | 7,010,828 | 70.5 |
| **10** | 0.00000 | - | 0.00000 | 99,476 | 497,382 | 0.99901 | 6,513,447 | 65.5 |
| **15** | 0.00198 | 196 | 0.00040 | 99,476 | 496,890 | 0.99849 | 6,016,065 | 60.5 |
| **20** | 0.00104 | 103 | 0.00021 | 99,280 | 496,142 | 0.99814 | 5,519,175 | 55.6 |
| **25** | 0.00268 | 265 | 0.00054 | 99,177 | 495,221 | 0.99643 | 5,023,033 | 50.6 |
| **30** | 0.00446 | 442 | 0.00089 | 98,911 | 493,453 | 0.99329 | 4,527,812 | 45.8 |
| **35** | 0.00897 | 883 | 0.00180 | 98,470 | 490,141 | 0.98574 | 4,034,359 | 41.0 |
| **40** | 0.01960 | 1,913 | 0.00396 | 97,587 | 483,152 | 0.97158 | 3,544,218 | 36.3 |
| **45** | 0.03742 | 3,580 | 0.00763 | 95,674 | 469,420 | 0.96287 | 3,061,066 | 32.0 |
| **50** | 0.03683 | 3,392 | 0.00750 | 92,094 | 451,991 | 0.96044 | 2,591,646 | 28.1 |
| **55** | 0.04240 | 3,761 | 0.00866 | 88,702 | 434,109 | 0.94627 | 2,139,655 | 24.1 |
| **60** | 0.06555 | 5,568 | 0.01355 | 84,941 | 410,786 | 0.92666 | 1,705,546 | 20.1 |
| **65** | 0.08168 | 6,483 | 0.01703 | 79,373 | 380,659 | 0.89357 | 1,294,760 | 16.3 |
| **70** | 0.13339 | 9,722 | 0.02858 | 72,890 | 340,144 | 0.80079 | 914,101 | 12.5 |
| **75** | 0.27517 | 17,382 | 0.06381 | 63,168 | 272,383 | 0.52543 [c] | 573,957 | 9.1 |
| **80+** | 1.00000 | 45,786 | 0.15182 | 45,786 | 301,573 | - | 301,573 | 6.6 |

**Nota:** *Notes:*
[a] **Daripada umur 0 hingga kumpulan umur 1-4** *From age of 0 to age group 1-4*
[b] **Daripada umur 0, kumpulan umur 1-4 hingga kumpulan umur 5-9** *From age of 0, age group 1-4 to age group 5-9*
[c] **Daripada umur 75 hingga 80+** *From age of 75 to 80+*

**Jadual 3.5.5: Jadual hayat ringkas mengikut jantina dan umur, Seremban, Negeri Sembilan, 2024**
*Table 3.5.5: Abridged life table by sex and age, Seremban, Negeri Sembilan, 2024*

| **Umur** *Age* | **Kebarangkalian mati di antara umur x dan umur x+n** *Probability of dying between age x and age x+n* | **Bilangan kematian di antara umur x dan umur x+n** *Number of deaths between age x and age x+n* | **Kadar tengah mortaliti di antara umur x dan umur x+n** *Central mortality rate between age x and age x+n* | **Penakat (orang yang masih hidup) pada umur tepat x** *Survivors at exact age x* | **Bilangan orang hidup-tahun di antara umur x dan umur x+n** *Number of person-years lived between age x and age x+n* | **Nisbah ketakatan** *Survival ratio* | **Jumlah bilangan orang hidup-tahun selepas umur tepat x** *Total number of person-years lived after exact age x* | **Jangkaan hayat** *Life expectancy* |
|---|---|---|---|---|---|---|---|---|
| **x** | $_nq_x$ | $_nd_x$ | $_nm_x$ | $l_x$ | $_nL_x$ | $_nS_x$ | $T_x$ | $e_x$ |
| **Lelaki dan Perempuan** *Both sexes* | | | | | | | | |
| **0** | 0.00845 | 845 | 0.00852 | 100,000 | 99,218 | 0.99102 [a] | 7,482,900 | 74.8 |
| **1** | 0.00133 | 132 | 0.00033 | 99,155 | 396,290 | 0.99891 [b] | 7,383,681 | 74.5 |
| **5** | 0.00059 | 58 | 0.00012 | 99,023 | 494,966 | 0.99925 | 6,987,392 | 70.6 |
| **10** | 0.00091 | 90 | 0.00018 | 98,964 | 494,595 | 0.99791 | 6,492,425 | 65.6 |
| **15** | 0.00327 | 323 | 0.00065 | 98,874 | 493,562 | 0.99693 | 5,997,830 | 60.7 |
| **20** | 0.00288 | 283 | 0.00058 | 98,551 | 492,046 | 0.99668 | 5,504,268 | 55.9 |
| **25** | 0.00376 | 369 | 0.00075 | 98,267 | 490,414 | 0.99587 | 5,012,222 | 51.0 |
| **30** | 0.00449 | 440 | 0.00090 | 97,898 | 488,390 | 0.99456 | 4,521,809 | 46.2 |
| **35** | 0.00639 | 623 | 0.00128 | 97,458 | 485,734 | 0.99125 | 4,033,419 | 41.4 |
| **40** | 0.01113 | 1,077 | 0.00224 | 96,835 | 481,484 | 0.98419 | 3,547,685 | 36.6 |
| **45** | 0.02055 | 1,968 | 0.00415 | 95,758 | 473,870 | 0.97336 | 3,066,201 | 32.0 |
| **50** | 0.03285 | 3,081 | 0.00668 | 93,790 | 461,248 | 0.95538 | 2,592,331 | 27.6 |
| **55** | 0.05679 | 5,151 | 0.01169 | 90,709 | 440,668 | 0.93894 | 2,131,083 | 23.5 |
| **60** | 0.06558 | 5,611 | 0.01356 | 85,558 | 413,762 | 0.91132 | 1,690,415 | 19.8 |
| **65** | 0.11341 | 9,066 | 0.02404 | 79,947 | 377,068 | 0.86941 | 1,276,653 | 16.0 |
| **70** | 0.14997 | 10,630 | 0.03243 | 70,880 | 327,827 | 0.81187 | 899,585 | 12.7 |
| **75** | 0.23302 | 14,039 | 0.05275 | 60,251 | 266,154 | 0.53450 [c] | 571,758 | 9.5 |
| **80+** | 1.00000 | 46,211 | 0.15121 | 46,211 | 305,604 | - | 305,604 | 6.6 |
| **Lelaki** *Male* | | | | | | | | |
| **0** | 0.00932 | 932 | 0.00940 | 100,000 | 99,132 | 0.98992 [a] | 7,221,799 | 72.2 |
| **1** | 0.00188 | 187 | 0.00047 | 99,068 | 395,828 | 0.99856 [b] | 7,122,666 | 71.9 |
| **5** | 0.00065 | 64 | 0.00013 | 98,881 | 494,245 | 0.99913 | 6,726,838 | 68.0 |
| **10** | 0.00108 | 107 | 0.00022 | 98,817 | 493,817 | 0.99717 | 6,232,593 | 63.1 |
| **15** | 0.00458 | 452 | 0.00092 | 98,710 | 492,418 | 0.99560 | 5,738,776 | 58.1 |
| **20** | 0.00421 | 414 | 0.00084 | 98,257 | 490,253 | 0.99521 | 5,246,357 | 53.4 |
| **25** | 0.00537 | 525 | 0.00108 | 97,844 | 487,907 | 0.99459 | 4,756,104 | 48.6 |
| **30** | 0.00545 | 530 | 0.00109 | 97,319 | 485,269 | 0.99306 | 4,268,197 | 43.9 |
| **35** | 0.00845 | 818 | 0.00170 | 96,789 | 481,899 | 0.98880 | 3,782,927 | 39.1 |
| **40** | 0.01397 | 1,341 | 0.00281 | 95,971 | 476,503 | 0.97909 | 3,301,028 | 34.4 |
| **45** | 0.02794 | 2,644 | 0.00567 | 94,630 | 466,541 | 0.96505 | 2,824,525 | 29.8 |
| **50** | 0.04215 | 3,877 | 0.00861 | 91,986 | 450,237 | 0.94034 | 2,357,984 | 25.6 |
| **55** | 0.07794 | 6,867 | 0.01622 | 88,109 | 423,376 | 0.91894 | 1,907,746 | 21.7 |
| **60** | 0.08445 | 6,861 | 0.01763 | 81,241 | 389,055 | 0.88723 | 1,484,371 | 18.3 |
| **65** | 0.14371 | 10,689 | 0.03097 | 74,381 | 345,180 | 0.83836 | 1,095,315 | 14.7 |
| **70** | 0.18258 | 11,629 | 0.04018 | 63,691 | 289,385 | 0.78103 | 750,135 | 11.8 |
| **75** | 0.26348 | 13,718 | 0.06069 | 52,063 | 226,019 | 0.50945 [c] | 460,750 | 8.8 |
| **80+** | 1.00000 | 38,345 | 0.16336 | 38,345 | 234,731 | - | 234,731 | 6.1 |
| **Perempuan** *Female* | | | | | | | | |
| **0** | 0.00754 | 754 | 0.00759 | 100,000 | 99,301 | 0.99216 [a] | 7,772,015 | 77.7 |
| **1** | 0.00083 | 82 | 0.00021 | 99,246 | 396,781 | 0.99921 [b] | 7,672,714 | 77.3 |
| **5** | 0.00053 | 52 | 0.00011 | 99,164 | 495,690 | 0.99938 | 7,275,933 | 73.4 |
| **10** | 0.00072 | 71 | 0.00014 | 99,112 | 495,382 | 0.99876 | 6,780,243 | 68.4 |
| **15** | 0.00176 | 174 | 0.00035 | 99,041 | 494,770 | 0.99842 | 6,284,861 | 63.5 |
| **20** | 0.00140 | 139 | 0.00028 | 98,867 | 493,988 | 0.99828 | 5,790,091 | 58.6 |
| **25** | 0.00204 | 202 | 0.00041 | 98,728 | 493,136 | 0.99731 | 5,296,104 | 53.6 |
| **30** | 0.00333 | 328 | 0.00067 | 98,526 | 491,812 | 0.99630 | 4,802,967 | 48.7 |
| **35** | 0.00407 | 399 | 0.00082 | 98,198 | 489,993 | 0.99398 | 4,311,156 | 43.9 |
| **40** | 0.00799 | 781 | 0.00160 | 97,799 | 487,041 | 0.98938 | 3,821,162 | 39.1 |
| **45** | 0.01327 | 1,287 | 0.00267 | 97,018 | 481,870 | 0.98158 | 3,334,121 | 34.4 |
| **50** | 0.02365 | 2,264 | 0.00479 | 95,731 | 472,993 | 0.96941 | 2,852,250 | 29.8 |
| **55** | 0.03769 | 3,523 | 0.00768 | 93,467 | 458,526 | 0.95783 | 2,379,257 | 25.5 |
| **60** | 0.04682 | 4,211 | 0.00959 | 89,944 | 439,190 | 0.93439 | 1,920,732 | 21.4 |
| **65** | 0.08533 | 7,316 | 0.01783 | 85,732 | 410,372 | 0.89839 | 1,481,542 | 17.3 |
| **70** | 0.11942 | 9,364 | 0.02540 | 78,417 | 368,673 | 0.84040 | 1,071,170 | 13.7 |
| **75** | 0.20524 | 14,172 | 0.04574 | 69,052 | 309,831 | 0.55896 [c] | 702,497 | 10.2 |
| **80+** | 1.00000 | 54,880 | 0.13976 | 54,880 | 392,666 | - | 392,666 | 7.2 |

**Nota:** *Notes:*
[a] **Daripada umur 0 hingga kumpulan umur 1-4** *From age of 0 to age group 1-4*
[b] **Daripada umur 0, kumpulan umur 1-4 hingga kumpulan umur 5-9** *From age of 0, age group 1-4 to age group 5-9*
[c] **Daripada umur 75 hingga 80+** *From age of 75 to 80+*

**Jadual 3.5.6: Jadual hayat ringkas mengikut jantina dan umur, Tampin, Negeri Sembilan, 2024**
*Table 3.5.6: Abridged life table by sex and age, Tampin, Negeri Sembilan, 2024*

| **Umur** *Age* | **Kebarangkalian mati di antara umur x dan umur x+n** *Probability of dying between age x and age x+n* | **Bilangan kematian di antara umur x dan umur x+n** *Number of deaths between age x and age x+n* | **Kadar tengah mortaliti di antara umur x dan umur x+n** *Central mortality rate between age x and age x+n* | **Penakat (orang yang masih hidup) pada umur tepat x** *Survivors at exact age x* | **Bilangan orang hidup-tahun di antara umur x dan umur x+n** *Number of person-years lived between age x and age x+n* | **Nisbah ketakatan** *Survival ratio* | **Jumlah bilangan orang hidup-tahun selepas umur tepat x** *Total number of person-years lived after exact age x* | **Jangkaan hayat** *Life expectancy* |
|---|---|---|---|---|---|---|---|---|
| **x** | $_nq_x$ | $_nd_x$ | $_nm_x$ | $l_x$ | $_nL_x$ | $_nS_x$ | $T_x$ | $e_x$ |
| **Lelaki dan Perempuan** *Both sexes* | | | | | | | | |
| **0** | 0.00991 | 991 | 0.01000 | 100,000 | 99,088 | 0.98970 [a] | 7,187,275 | 71.9 |
| **1** | 0.00110 | 109 | 0.00028 | 99,009 | 395,764 | 0.99867 [b] | 7,088,187 | 71.6 |
| **5** | 0.00124 | 122 | 0.00025 | 98,900 | 494,193 | 0.99900 | 6,692,423 | 67.7 |
| **10** | 0.00076 | 75 | 0.00015 | 98,777 | 493,701 | 0.99812 | 6,198,230 | 62.7 |
| **15** | 0.00300 | 296 | 0.00060 | 98,703 | 492,774 | 0.99482 | 5,704,529 | 57.8 |
| **20** | 0.00737 | 725 | 0.00148 | 98,407 | 490,221 | 0.99279 | 5,211,755 | 53.0 |
| **25** | 0.00706 | 689 | 0.00142 | 97,682 | 486,685 | 0.99320 | 4,721,534 | 48.3 |
| **30** | 0.00654 | 634 | 0.00131 | 96,992 | 483,376 | 0.99218 | 4,234,850 | 43.7 |
| **35** | 0.00911 | 878 | 0.00183 | 96,358 | 479,596 | 0.98398 | 3,751,474 | 38.9 |
| **40** | 0.02300 | 2,196 | 0.00465 | 95,480 | 471,912 | 0.97480 | 3,271,877 | 34.3 |
| **45** | 0.02745 | 2,561 | 0.00557 | 93,284 | 460,020 | 0.96889 | 2,799,965 | 30.0 |
| **50** | 0.03487 | 3,163 | 0.00710 | 90,723 | 445,709 | 0.95056 | 2,339,945 | 25.8 |
| **55** | 0.06453 | 5,651 | 0.01334 | 87,560 | 423,675 | 0.92863 | 1,894,236 | 21.6 |
| **60** | 0.07868 | 6,444 | 0.01638 | 81,910 | 393,437 | 0.89547 | 1,470,562 | 18.0 |
| **65** | 0.13260 | 10,007 | 0.02840 | 75,465 | 352,310 | 0.82859 | 1,077,124 | 14.3 |
| **70** | 0.21616 | 14,150 | 0.04847 | 65,459 | 291,919 | 0.74733 | 724,814 | 11.1 |
| **75** | 0.29923 | 15,353 | 0.07038 | 51,309 | 218,161 | 0.49604 [c] | 432,895 | 8.4 |
| **80+** | 1.00000 | 35,956 | 0.16744 | 35,956 | 214,734 | - | 214,734 | 6.0 |
| **Lelaki** *Male* | | | | | | | | |
| **0** | 0.00883 | 883 | 0.00891 | 100,000 | 99,177 | 0.99101 [a] | 6,941,311 | 69.4 |
| **1** | 0.00059 | 58 | 0.00015 | 99,117 | 396,328 | 0.99898 [b] | 6,842,135 | 69.0 |
| **5** | 0.00117 | 116 | 0.00024 | 99,058 | 495,001 | 0.99867 | 6,445,806 | 65.1 |
| **10** | 0.00149 | 147 | 0.00030 | 98,942 | 494,342 | 0.99680 | 5,950,805 | 60.1 |
| **15** | 0.00490 | 484 | 0.00098 | 98,795 | 492,762 | 0.99234 | 5,456,463 | 55.2 |
| **20** | 0.01044 | 1,026 | 0.00210 | 98,310 | 488,985 | 0.99076 | 4,963,701 | 50.5 |
| **25** | 0.00803 | 781 | 0.00161 | 97,284 | 484,466 | 0.99198 | 4,474,716 | 46.0 |
| **30** | 0.00800 | 772 | 0.00161 | 96,502 | 480,582 | 0.99139 | 3,990,251 | 41.3 |
| **35** | 0.00923 | 883 | 0.00185 | 95,731 | 476,444 | 0.98251 | 3,509,668 | 36.7 |
| **40** | 0.02582 | 2,449 | 0.00523 | 94,847 | 468,113 | 0.97089 | 3,033,224 | 32.0 |
| **45** | 0.03249 | 3,002 | 0.00661 | 92,398 | 454,484 | 0.95979 | 2,565,112 | 27.8 |
| **50** | 0.04818 | 4,307 | 0.00987 | 89,396 | 436,211 | 0.93481 | 2,110,628 | 23.6 |
| **55** | 0.08306 | 7,067 | 0.01733 | 85,089 | 407,776 | 0.90943 | 1,674,417 | 19.7 |
| **60** | 0.09875 | 7,705 | 0.02078 | 78,021 | 370,845 | 0.86695 | 1,266,641 | 16.2 |
| **65** | 0.17110 | 12,031 | 0.03742 | 70,317 | 321,505 | 0.78690 | 895,795 | 12.7 |
| **70** | 0.26377 | 15,374 | 0.06077 | 58,285 | 252,992 | 0.69124 | 574,290 | 9.9 |
| **75** | 0.36987 | 15,872 | 0.09076 | 42,911 | 174,878 | 0.45571 [c] | 321,298 | 7.5 |
| **80+** | 1.00000 | 27,040 | 0.18467 | 27,040 | 146,420 | - | 146,420 | 5.4 |
| **Perempuan** *Female* | | | | | | | | |
| **0** | 0.01110 | 1,110 | 0.01121 | 100,000 | 98,983 | 0.98832 [a] | 7,475,661 | 74.8 |
| **1** | 0.00155 | 154 | 0.00039 | 98,890 | 395,178 | 0.99838 [b] | 7,376,678 | 74.6 |
| **5** | 0.00131 | 129 | 0.00026 | 98,737 | 493,361 | 0.99935 | 6,981,500 | 70.7 |
| **10** | 0.00000 | - | 0.00000 | 98,608 | 493,039 | 0.99944 | 6,488,139 | 65.8 |
| **15** | 0.00112 | 110 | 0.00022 | 98,608 | 492,763 | 0.99763 | 5,995,100 | 60.8 |
| **20** | 0.00363 | 358 | 0.00073 | 98,498 | 491,593 | 0.99539 | 5,502,337 | 55.9 |
| **25** | 0.00560 | 549 | 0.00112 | 98,140 | 489,325 | 0.99499 | 5,010,744 | 51.1 |
| **30** | 0.00442 | 431 | 0.00089 | 97,590 | 486,874 | 0.99335 | 4,521,419 | 46.3 |
| **35** | 0.00890 | 865 | 0.00179 | 97,159 | 483,634 | 0.98605 | 4,034,545 | 41.5 |
| **40** | 0.01904 | 1,833 | 0.00384 | 96,294 | 476,888 | 0.97936 | 3,550,912 | 36.9 |
| **45** | 0.02227 | 2,104 | 0.00450 | 94,461 | 467,046 | 0.97797 | 3,074,023 | 32.5 |
| **50** | 0.02179 | 2,012 | 0.00441 | 92,357 | 456,755 | 0.96452 | 2,606,978 | 28.2 |
| **55** | 0.04947 | 4,469 | 0.01014 | 90,345 | 440,551 | 0.94633 | 2,150,223 | 23.8 |
| **60** | 0.05809 | 4,988 | 0.01197 | 85,875 | 416,906 | 0.92247 | 1,709,672 | 19.9 |
| **65** | 0.09817 | 7,941 | 0.02065 | 80,887 | 384,584 | 0.86759 | 1,292,766 | 16.0 |
| **70** | 0.17038 | 12,428 | 0.03725 | 72,946 | 333,662 | 0.80099 | 908,182 | 12.4 |
| **75** | 0.23353 | 14,133 | 0.05288 | 60,518 | 267,259 | 0.53481 [c] | 574,520 | 9.5 |
| **80+** | 1.00000 | 46,385 | 0.15096 | 46,385 | 307,261 | - | 307,261 | 6.6 |

**Nota:** *Notes:*
[a] **Daripada umur 0 hingga kumpulan umur 1-4** *From age of 0 to age group 1-4*
[b] **Daripada umur 0, kumpulan umur 1-4 hingga kumpulan umur 5-9** *From age of 0, age group 1-4 to age group 5-9*
[c] **Daripada umur 75 hingga 80+** *From age of 75 to 80+*

**Jadual 3.5.7: Jadual hayat ringkas mengikut jantina dan umur, Jempol, Negeri Sembilan, 2024**
*Table 3.5.7: Abridged life table by sex and age, Jempol, Negeri Sembilan, 2024*

| **Umur** *Age* | **Kebarangkalian mati di antara umur x dan umur x+n** *Probability of dying between age x and age x+n* | **Bilangan kematian di antara umur x dan umur x+n** *Number of deaths between age x and age x+n* | **Kadar tengah mortaliti di antara umur x dan umur x+n** *Central mortality rate between age x and age x+n* | **Penakat (orang yang masih hidup) pada umur tepat x** *Survivors at exact age x* | **Bilangan orang hidup-tahun di antara umur x dan umur x+n** *Number of person-years lived between age x and age x+n* | **Nisbah ketakatan** *Survival ratio* | **Jumlah bilangan orang hidup-tahun selepas umur tepat x** *Total number of person-years lived after exact age x* | **Jangkaan hayat** *Life expectancy* |
|---|---|---|---|---|---|---|---|---|
| **x** | $_nq_x$ | $_nd_x$ | $_nm_x$ | $l_x$ | $_nL_x$ | $_nS_x$ | $T_x$ | $e_x$ |
| **Lelaki dan Perempuan** *Both sexes* | | | | | | | | |
| **0** | 0.00671 | 671 | 0.00675 | 100,000 | 99,376 | 0.99238 [a] | 7,141,456 | 71.4 |
| **1** | 0.00204 | 203 | 0.00051 | 99,329 | 396,811 | 0.99820 [b] | 7,042,080 | 70.9 |
| **5** | 0.00135 | 134 | 0.00027 | 99,126 | 495,296 | 0.99893 | 6,645,268 | 67.0 |
| **10** | 0.00080 | 79 | 0.00016 | 98,992 | 494,764 | 0.99672 | 6,149,972 | 62.1 |
| **15** | 0.00576 | 570 | 0.00116 | 98,913 | 493,141 | 0.99399 | 5,655,208 | 57.2 |
| **20** | 0.00625 | 615 | 0.00125 | 98,343 | 490,179 | 0.99318 | 5,162,067 | 52.5 |
| **25** | 0.00739 | 722 | 0.00148 | 97,728 | 486,835 | 0.99222 | 4,671,888 | 47.8 |
| **30** | 0.00817 | 793 | 0.00164 | 97,006 | 483,047 | 0.98844 | 4,185,053 | 43.1 |
| **35** | 0.01497 | 1,440 | 0.00302 | 96,213 | 477,465 | 0.98182 | 3,702,006 | 38.5 |
| **40** | 0.02144 | 2,032 | 0.00433 | 94,773 | 468,785 | 0.97088 | 3,224,541 | 34.0 |
| **45** | 0.03697 | 3,429 | 0.00753 | 92,741 | 455,134 | 0.95937 | 2,755,756 | 29.7 |
| **50** | 0.04443 | 3,968 | 0.00909 | 89,313 | 436,643 | 0.95111 | 2,300,622 | 25.8 |
| **55** | 0.05357 | 4,572 | 0.01101 | 85,345 | 415,294 | 0.93239 | 1,863,979 | 21.8 |
| **60** | 0.08246 | 6,660 | 0.01720 | 80,773 | 387,214 | 0.89086 | 1,448,685 | 17.9 |
| **65** | 0.13823 | 10,245 | 0.02970 | 74,113 | 344,952 | 0.83389 | 1,061,471 | 14.3 |
| **70** | 0.19847 | 12,676 | 0.04407 | 63,868 | 287,652 | 0.75437 | 716,519 | 11.2 |
| **75** | 0.30446 | 15,586 | 0.07183 | 51,192 | 216,997 | 0.49402 [c] | 428,867 | 8.4 |
| **80+** | 1.00000 | 35,606 | 0.16806 | 35,606 | 211,871 | - | 211,871 | 6.0 |
| **Lelaki** *Male* | | | | | | | | |
| **0** | 0.00603 | 603 | 0.00606 | 100,000 | 99,433 | 0.99258 [a] | 6,874,792 | 68.7 |
| **1** | 0.00311 | 309 | 0.00078 | 99,397 | 396,857 | 0.99762 [b] | 6,775,359 | 68.2 |
| **5** | 0.00134 | 132 | 0.00027 | 99,088 | 495,108 | 0.99907 | 6,378,502 | 64.4 |
| **10** | 0.00053 | 52 | 0.00011 | 98,955 | 494,647 | 0.99543 | 5,883,394 | 59.5 |
| **15** | 0.00861 | 852 | 0.00173 | 98,903 | 492,387 | 0.99106 | 5,388,747 | 54.5 |
| **20** | 0.00928 | 910 | 0.00186 | 98,051 | 487,983 | 0.99021 | 4,896,360 | 49.9 |
| **25** | 0.01030 | 1,001 | 0.00207 | 97,142 | 483,207 | 0.98967 | 4,408,378 | 45.4 |
| **30** | 0.01036 | 996 | 0.00208 | 96,141 | 478,215 | 0.98619 | 3,925,171 | 40.8 |
| **35** | 0.01730 | 1,646 | 0.00349 | 95,145 | 471,611 | 0.97756 | 3,446,956 | 36.2 |
| **40** | 0.02766 | 2,587 | 0.00561 | 93,499 | 461,030 | 0.96204 | 2,975,345 | 31.8 |
| **45** | 0.04856 | 4,414 | 0.00995 | 90,913 | 443,527 | 0.94904 | 2,514,315 | 27.7 |
| **50** | 0.05349 | 4,627 | 0.01099 | 86,498 | 420,925 | 0.93968 | 2,070,787 | 23.9 |
| **55** | 0.06755 | 5,530 | 0.01398 | 81,872 | 395,533 | 0.91876 | 1,649,863 | 20.2 |
| **60** | 0.09593 | 7,324 | 0.02015 | 76,342 | 363,398 | 0.85960 | 1,254,330 | 16.4 |
| **65** | 0.18958 | 13,084 | 0.04189 | 69,018 | 312,379 | 0.79003 | 890,931 | 12.9 |
| **70** | 0.23513 | 13,152 | 0.05329 | 55,934 | 246,789 | 0.71860 | 578,553 | 10.3 |
| **75** | 0.34189 | 14,627 | 0.08248 | 42,782 | 177,342 | 0.46546 [c] | 331,764 | 7.8 |
| **80+** | 1.00000 | 28,155 | 0.18233 | 28,155 | 154,422 | - | 154,422 | 5.5 |
| **Perempuan** *Female* | | | | | | | | |
| **0** | 0.00741 | 741 | 0.00747 | 100,000 | 99,312 | 0.99217 [a] | 7,464,274 | 74.6 |
| **1** | 0.00107 | 106 | 0.00027 | 99,259 | 396,771 | 0.99868 [b] | 7,364,962 | 74.2 |
| **5** | 0.00136 | 135 | 0.00027 | 99,153 | 495,426 | 0.99878 | 6,968,191 | 70.3 |
| **10** | 0.00108 | 107 | 0.00022 | 99,018 | 494,821 | 0.99815 | 6,472,765 | 65.4 |
| **15** | 0.00262 | 259 | 0.00052 | 98,911 | 493,906 | 0.99720 | 5,977,945 | 60.4 |
| **20** | 0.00298 | 294 | 0.00060 | 98,652 | 492,524 | 0.99658 | 5,484,039 | 55.6 |
| **25** | 0.00386 | 379 | 0.00077 | 98,358 | 490,842 | 0.99546 | 4,991,515 | 50.7 |
| **30** | 0.00523 | 512 | 0.00105 | 97,979 | 488,613 | 0.99135 | 4,500,673 | 45.9 |
| **35** | 0.01209 | 1,178 | 0.00243 | 97,466 | 484,386 | 0.98710 | 4,012,061 | 41.2 |
| **40** | 0.01372 | 1,321 | 0.00276 | 96,288 | 478,139 | 0.98142 | 3,527,674 | 36.6 |
| **45** | 0.02351 | 2,232 | 0.00476 | 94,967 | 469,256 | 0.97086 | 3,049,535 | 32.1 |
| **50** | 0.03491 | 3,237 | 0.00711 | 92,735 | 455,583 | 0.96210 | 2,580,279 | 27.8 |
| **55** | 0.04099 | 3,669 | 0.00837 | 89,498 | 438,318 | 0.94433 | 2,124,697 | 23.7 |
| **60** | 0.07096 | 6,091 | 0.01472 | 85,829 | 413,919 | 0.91800 | 1,686,379 | 19.6 |
| **65** | 0.09387 | 7,485 | 0.01970 | 79,738 | 379,979 | 0.87403 | 1,272,460 | 16.0 |
| **70** | 0.16139 | 11,661 | 0.03511 | 72,253 | 332,115 | 0.79624 | 892,480 | 12.4 |
| **75** | 0.25428 | 15,408 | 0.05826 | 60,593 | 264,445 | 0.52809 [c] | 560,365 | 9.2 |
| **80+** | 1.00000 | 45,185 | 0.15269 | 45,185 | 295,920 | - | 295,920 | 6.5 |

**Nota:** [a] **Daripada umur 0 hingga kumpulan umur 1-4**
*Notes:* *From age of 0 to age group 1-4*

[b] **Daripada umur 0, kumpulan umur 1-4 hingga kumpulan umur 5-9**
*From age of 0, age group 1-4 to age group 5-9*

[c] **Daripada umur 75 hingga 80+**
*From age of 75 to 80+*

# NEGERI & DAERAH PENTADBIRAN

## *STATE & ADMINISTRATIVE DISTRICT*

# PAHANG 2024

**Muka surat ini sengaja dibiarkan kosong**

*This page is deliberately left blank*

**Jadual 3.6: Jadual hayat ringkas mengikut jantina dan umur, Pahang, 2024**
*Table 3.6: Abridged life table by sex and age, Pahang, 2024*

| **Umur** *Age* | **Kebarangkalian mati di antara umur x dan umur x+n** *Probability of dying between age x and age x+n* | **Bilangan kematian di antara umur x dan umur x+n** *Number of deaths between age x and age x+n* | **Kadar tengah mortaliti di antara umur x dan umur x+n** *Central mortality rate between age x and age x+n* | **Penakat (orang yang masih hidup) pada umur tepat x** *Survivors at exact age x* | **Bilangan orang hidup-tahun di antara umur x dan umur x+n** *Number of person-years lived between age x and age x+n* | **Nisbah ketakatan** *Survival ratio* | **Jumlah bilangan orang hidup-tahun selepas umur tepat x** *Total number of person-years lived after exact age x* | **Jangkaan hayat** *Life expectancy* |
|---|---|---|---|---|---|---|---|---|
| **x** | $_nq_x$ | $_nd_x$ | $_nm_x$ | $l_x$ | $_nL_x$ | $_nS_x$ | $T_x$ | $e_x$ |
| **Lelaki dan Perempuan** *Both sexes* | | | | | | | | |
| **0** | 0.00723 | 723 | 0.00728 | 100,000 | 99,329 | 0.99206 [a] | 7,281,717 | 72.8 |
| **1** | 0.00166 | 165 | 0.00042 | 99,277 | 396,699 | 0.99863 [b] | 7,182,388 | 72.3 |
| **5** | 0.00086 | 85 | 0.00017 | 99,112 | 495,349 | 0.99868 | 6,785,689 | 68.5 |
| **10** | 0.00178 | 176 | 0.00036 | 99,027 | 494,696 | 0.99761 | 6,290,339 | 63.5 |
| **15** | 0.00300 | 296 | 0.00060 | 98,851 | 493,515 | 0.99644 | 5,795,643 | 58.6 |
| **20** | 0.00412 | 406 | 0.00082 | 98,555 | 491,761 | 0.99526 | 5,302,128 | 53.8 |
| **25** | 0.00537 | 528 | 0.00108 | 98,149 | 489,428 | 0.99376 | 4,810,368 | 49.0 |
| **30** | 0.00710 | 693 | 0.00143 | 97,622 | 486,375 | 0.99128 | 4,320,940 | 44.3 |
| **35** | 0.01034 | 1,002 | 0.00208 | 96,928 | 482,136 | 0.98785 | 3,834,564 | 39.6 |
| **40** | 0.01398 | 1,341 | 0.00282 | 95,926 | 476,277 | 0.98147 | 3,352,429 | 34.9 |
| **45** | 0.02314 | 2,189 | 0.00468 | 94,585 | 467,453 | 0.96974 | 2,876,152 | 30.4 |
| **50** | 0.03754 | 3,469 | 0.00765 | 92,396 | 453,309 | 0.95135 | 2,408,699 | 26.1 |
| **55** | 0.06018 | 5,352 | 0.01241 | 88,927 | 431,257 | 0.92860 | 1,955,390 | 22.0 |
| **60** | 0.08333 | 6,964 | 0.01739 | 83,575 | 400,467 | 0.88727 | 1,524,133 | 18.2 |
| **65** | 0.14480 | 11,093 | 0.03122 | 76,611 | 355,323 | 0.83290 | 1,123,666 | 14.7 |
| **70** | 0.19318 | 12,657 | 0.04277 | 65,518 | 295,949 | 0.77782 | 768,343 | 11.7 |
| **75** | 0.25813 | 13,645 | 0.05928 | 52,861 | 230,194 | 0.51271 [c] | 472,394 | 8.9 |
| **80+** | 1.00000 | 39,216 | 0.16192 | 39,216 | 242,200 | - | 242,200 | 6.2 |
| **Lelaki** *Male* | | | | | | | | |
| **0** | 0.00780 | 780 | 0.00785 | 100,000 | 99,271 | 0.99150 [a] | 7,048,817 | 70.5 |
| **1** | 0.00171 | 170 | 0.00043 | 99,220 | 396,478 | 0.99855 [b] | 6,949,546 | 70.0 |
| **5** | 0.00088 | 88 | 0.00018 | 99,050 | 495,033 | 0.99846 | 6,553,068 | 66.2 |
| **10** | 0.00220 | 218 | 0.00044 | 98,963 | 494,268 | 0.99665 | 6,058,035 | 61.2 |
| **15** | 0.00451 | 445 | 0.00090 | 98,745 | 492,611 | 0.99479 | 5,563,767 | 56.3 |
| **20** | 0.00592 | 582 | 0.00119 | 98,300 | 490,043 | 0.99390 | 5,071,156 | 51.6 |
| **25** | 0.00629 | 614 | 0.00126 | 97,718 | 487,052 | 0.99271 | 4,581,113 | 46.9 |
| **30** | 0.00829 | 805 | 0.00166 | 97,103 | 483,503 | 0.98954 | 4,094,061 | 42.2 |
| **35** | 0.01266 | 1,219 | 0.00255 | 96,298 | 478,444 | 0.98552 | 3,610,558 | 37.5 |
| **40** | 0.01634 | 1,553 | 0.00329 | 95,079 | 471,514 | 0.97665 | 3,132,114 | 32.9 |
| **45** | 0.03049 | 2,852 | 0.00619 | 93,526 | 460,502 | 0.96154 | 2,660,600 | 28.4 |
| **50** | 0.04667 | 4,232 | 0.00956 | 90,675 | 442,793 | 0.93918 | 2,200,097 | 24.3 |
| **55** | 0.07565 | 6,540 | 0.01573 | 86,442 | 415,864 | 0.91131 | 1,757,305 | 20.3 |
| **60** | 0.10279 | 8,213 | 0.02167 | 79,903 | 378,982 | 0.86163 | 1,341,441 | 16.8 |
| **65** | 0.17803 | 12,763 | 0.03909 | 71,690 | 326,541 | 0.80075 | 962,459 | 13.4 |
| **70** | 0.22505 | 13,262 | 0.05072 | 58,927 | 261,479 | 0.73982 | 635,919 | 10.8 |
| **75** | 0.30551 | 13,951 | 0.07212 | 45,665 | 193,447 | 0.48337 [c] | 374,440 | 8.2 |
| **80+** | 1.00000 | 31,714 | 0.17522 | 31,714 | 180,993 | - | 180,993 | 5.7 |
| **Perempuan** *Female* | | | | | | | | |
| **0** | 0.00661 | 661 | 0.00665 | 100,000 | 99,385 | 0.99269 [a] | 7,560,862 | 75.6 |
| **1** | 0.00160 | 159 | 0.00040 | 99,339 | 396,959 | 0.99868 [b] | 7,461,477 | 75.1 |
| **5** | 0.00083 | 83 | 0.00017 | 99,179 | 495,691 | 0.99892 | 7,064,518 | 71.2 |
| **10** | 0.00133 | 132 | 0.00027 | 99,097 | 495,155 | 0.99868 | 6,568,827 | 66.3 |
| **15** | 0.00130 | 129 | 0.00026 | 98,965 | 494,503 | 0.99839 | 6,073,672 | 61.4 |
| **20** | 0.00193 | 190 | 0.00039 | 98,836 | 493,706 | 0.99702 | 5,579,169 | 56.4 |
| **25** | 0.00404 | 398 | 0.00081 | 98,646 | 492,234 | 0.99527 | 5,085,463 | 51.6 |
| **30** | 0.00542 | 532 | 0.00109 | 98,248 | 489,908 | 0.99360 | 4,593,229 | 46.8 |
| **35** | 0.00739 | 722 | 0.00148 | 97,715 | 486,771 | 0.99082 | 4,103,321 | 42.0 |
| **40** | 0.01098 | 1,065 | 0.00221 | 96,993 | 482,303 | 0.98656 | 3,616,550 | 37.3 |
| **45** | 0.01594 | 1,529 | 0.00321 | 95,928 | 475,819 | 0.97828 | 3,134,247 | 32.7 |
| **50** | 0.02759 | 2,605 | 0.00560 | 94,399 | 465,485 | 0.96418 | 2,658,429 | 28.2 |
| **55** | 0.04428 | 4,065 | 0.00906 | 91,795 | 448,812 | 0.94634 | 2,192,944 | 23.9 |
| **60** | 0.06348 | 5,569 | 0.01311 | 87,730 | 424,729 | 0.91283 | 1,744,132 | 19.9 |
| **65** | 0.11246 | 9,240 | 0.02383 | 82,161 | 387,707 | 0.86442 | 1,319,403 | 16.1 |
| **70** | 0.16163 | 11,787 | 0.03517 | 72,922 | 335,141 | 0.81466 | 931,696 | 12.8 |
| **75** | 0.21362 | 13,060 | 0.04783 | 61,135 | 273,025 | 0.54233 [c] | 596,555 | 9.8 |
| **80+** | 1.00000 | 48,075 | 0.14860 | 48,075 | 323,530 | - | 323,530 | 6.7 |

**Nota:** *Notes:*
[a] **Daripada umur 0 hingga kumpulan umur 1-4** *From age of 0 to age group 1-4*
[b] **Daripada umur 0, kumpulan umur 1-4 hingga kumpulan umur 5-9** *From age of 0, age group 1-4 to age group 5-9*
[c] **Daripada umur 75 hingga 80+** *From age of 75 to 80+*

**Jadual 3.6.1: Jadual hayat ringkas mengikut jantina dan umur, Bentong, Pahang, 2024**
*Table 3.6.1: Abridged life table by sex and age, Bentong, Pahang, 2024*

| **Umur** *Age* | **Kebarangkalian mati di antara umur x dan umur x+n** *Probability of dying between age x and age x+n* | **Bilangan kematian di antara umur x dan umur x+n** *Number of deaths between age x and age x+n* | **Kadar tengah mortaliti di antara umur x dan umur x+n** *Central mortality rate between age x and age x+n* | **Penakat (orang yang masih hidup) pada umur tepat x** *Survivors at exact age x* | **Bilangan orang hidup-tahun di antara umur x dan umur x+n** *Number of person-years lived between age x and age x+n* | **Nisbah ketakatan** *Survival ratio* | **Jumlah bilangan orang hidup-tahun selepas umur tepat x** *Total number of person-years lived after exact age x* | **Jangkaan hayat** *Life expectancy* |
|---|---|---|---|---|---|---|---|---|
| **x** | $_nq_x$ | $_nd_x$ | $_nm_x$ | $l_x$ | $_nL_x$ | $_nS_x$ | $T_x$ | $e_x$ |
| **Lelaki dan Perempuan** *Both sexes* | | | | | | | | |
| **0** | 0.00717 | 717 | 0.00722 | 100,000 | 99,334 | 0.99220 [a] | 7,337,015 | 73.4 |
| **1** | 0.00149 | 148 | 0.00037 | 99,283 | 396,764 | 0.99869 [b] | 7,237,681 | 72.9 |
| **5** | 0.00093 | 92 | 0.00019 | 99,135 | 495,446 | 0.99847 | 6,840,917 | 69.0 |
| **10** | 0.00213 | 211 | 0.00043 | 99,043 | 494,687 | 0.99799 | 6,345,472 | 64.1 |
| **15** | 0.00189 | 186 | 0.00038 | 98,832 | 493,693 | 0.99719 | 5,850,784 | 59.2 |
| **20** | 0.00373 | 368 | 0.00075 | 98,645 | 492,307 | 0.99646 | 5,357,091 | 54.3 |
| **25** | 0.00335 | 329 | 0.00067 | 98,277 | 490,565 | 0.99638 | 4,864,784 | 49.5 |
| **30** | 0.00389 | 381 | 0.00078 | 97,949 | 488,790 | 0.99308 | 4,374,219 | 44.7 |
| **35** | 0.00997 | 973 | 0.00200 | 97,567 | 485,406 | 0.98841 | 3,885,429 | 39.8 |
| **40** | 0.01322 | 1,277 | 0.00266 | 96,595 | 479,782 | 0.98262 | 3,400,023 | 35.2 |
| **45** | 0.02159 | 2,058 | 0.00437 | 95,318 | 471,444 | 0.97154 | 2,920,241 | 30.6 |
| **50** | 0.03548 | 3,309 | 0.00723 | 93,260 | 458,025 | 0.95276 | 2,448,797 | 26.3 |
| **55** | 0.05944 | 5,346 | 0.01225 | 89,950 | 436,386 | 0.92250 | 1,990,771 | 22.1 |
| **60** | 0.09671 | 8,182 | 0.02032 | 84,604 | 402,566 | 0.88447 | 1,554,385 | 18.4 |
| **65** | 0.13636 | 10,421 | 0.02927 | 76,422 | 356,059 | 0.84895 | 1,151,819 | 15.1 |
| **70** | 0.16806 | 11,092 | 0.03669 | 66,001 | 302,277 | 0.79025 | 795,760 | 12.1 |
| **75** | 0.25987 | 14,269 | 0.05974 | 54,909 | 238,873 | 0.51594 [c] | 493,483 | 9.0 |
| **80+** | 1.00000 | 40,640 | 0.15962 | 40,640 | 254,609 | - | 254,609 | 6.3 |
| **Lelaki** *Male* | | | | | | | | |
| **0** | 0.00713 | 713 | 0.00717 | 100,000 | 99,332 | 0.99227 [a] | 7,114,056 | 71.1 |
| **1** | 0.00148 | 147 | 0.00037 | 99,287 | 396,802 | 0.99895 [b] | 7,014,723 | 70.7 |
| **5** | 0.00036 | 36 | 0.00007 | 99,141 | 495,613 | 0.99823 | 6,617,922 | 66.8 |
| **10** | 0.00318 | 315 | 0.00064 | 99,105 | 494,735 | 0.99679 | 6,122,309 | 61.8 |
| **15** | 0.00324 | 320 | 0.00065 | 98,789 | 493,147 | 0.99585 | 5,627,574 | 57.0 |
| **20** | 0.00506 | 498 | 0.00101 | 98,470 | 491,102 | 0.99541 | 5,134,426 | 52.1 |
| **25** | 0.00412 | 404 | 0.00083 | 97,971 | 488,847 | 0.99588 | 4,643,324 | 47.4 |
| **30** | 0.00411 | 401 | 0.00082 | 97,568 | 486,834 | 0.99153 | 4,154,477 | 42.6 |
| **35** | 0.01285 | 1,248 | 0.00259 | 97,166 | 482,709 | 0.98645 | 3,667,643 | 37.7 |
| **40** | 0.01426 | 1,368 | 0.00287 | 95,918 | 476,169 | 0.97871 | 3,184,933 | 33.2 |
| **45** | 0.02841 | 2,686 | 0.00576 | 94,550 | 466,033 | 0.96526 | 2,708,765 | 28.6 |
| **50** | 0.04125 | 3,789 | 0.00842 | 91,863 | 449,843 | 0.94287 | 2,242,732 | 24.4 |
| **55** | 0.07369 | 6,490 | 0.01530 | 88,074 | 424,144 | 0.90432 | 1,792,889 | 20.4 |
| **60** | 0.11942 | 9,743 | 0.02540 | 81,584 | 383,561 | 0.85312 | 1,368,745 | 16.8 |
| **65** | 0.17806 | 12,792 | 0.03909 | 71,841 | 327,224 | 0.81726 | 985,184 | 13.7 |
| **70** | 0.18842 | 11,126 | 0.04160 | 59,049 | 267,428 | 0.75399 | 657,960 | 11.1 |
| **75** | 0.31697 | 15,190 | 0.07533 | 47,923 | 201,638 | 0.48368 [c] | 390,532 | 8.1 |
| **80+** | 1.00000 | 32,733 | 0.17329 | 32,733 | 188,894 | - | 188,894 | 5.8 |
| **Perempuan** *Female* | | | | | | | | |
| **0** | 0.00722 | 722 | 0.00727 | 100,000 | 99,330 | 0.99215 [a] | 7,629,316 | 76.3 |
| **1** | 0.00149 | 148 | 0.00037 | 99,278 | 396,743 | 0.99838 [b] | 7,529,986 | 75.8 |
| **5** | 0.00152 | 151 | 0.00031 | 99,130 | 495,271 | 0.99873 | 7,133,243 | 72.0 |
| **10** | 0.00102 | 101 | 0.00020 | 98,979 | 494,641 | 0.99932 | 6,637,972 | 67.1 |
| **15** | 0.00034 | 33 | 0.00007 | 98,878 | 494,306 | 0.99895 | 6,143,331 | 62.1 |
| **20** | 0.00176 | 174 | 0.00035 | 98,845 | 493,788 | 0.99821 | 5,649,024 | 57.2 |
| **25** | 0.00181 | 179 | 0.00036 | 98,671 | 492,906 | 0.99736 | 5,155,236 | 52.2 |
| **30** | 0.00347 | 342 | 0.00070 | 98,492 | 491,604 | 0.99564 | 4,662,331 | 47.3 |
| **35** | 0.00526 | 516 | 0.00105 | 98,150 | 489,460 | 0.99159 | 4,170,726 | 42.5 |
| **40** | 0.01158 | 1,131 | 0.00233 | 97,634 | 485,343 | 0.98780 | 3,681,266 | 37.7 |
| **45** | 0.01283 | 1,238 | 0.00258 | 96,503 | 479,420 | 0.97951 | 3,195,924 | 33.1 |
| **50** | 0.02826 | 2,692 | 0.00573 | 95,265 | 469,595 | 0.96499 | 2,716,504 | 28.5 |
| **55** | 0.04195 | 3,883 | 0.00857 | 92,573 | 453,156 | 0.94278 | 2,246,909 | 24.3 |
| **60** | 0.07315 | 6,488 | 0.01519 | 88,690 | 427,228 | 0.91692 | 1,793,753 | 20.2 |
| **65** | 0.09378 | 7,709 | 0.01968 | 82,202 | 391,736 | 0.88047 | 1,366,524 | 16.6 |
| **70** | 0.14795 | 11,021 | 0.03195 | 74,493 | 344,911 | 0.82462 | 974,788 | 13.1 |
| **75** | 0.20758 | 13,176 | 0.04632 | 63,472 | 284,419 | 0.54845 [c] | 629,878 | 9.9 |
| **80+** | 1.00000 | 50,296 | 0.14559 | 50,296 | 345,459 | - | 345,459 | 6.9 |

**Nota:** *Notes:*
[a] **Daripada umur 0 hingga kumpulan umur 1-4** *From age of 0 to age group 1-4*
[b] **Daripada umur 0, kumpulan umur 1-4 hingga kumpulan umur 5-9** *From age of 0, age group 1-4 to age group 5-9*
[c] **Daripada umur 75 hingga 80+** *From age of 75 to 80+*

**Jadual 3.6.2: Jadual hayat ringkas mengikut jantina dan umur, Cameron Highlands, Pahang, 2024**
*Table 3.6.2: Abridged life table by sex and age, Cameron Highlands, Pahang, 2024*

| **Umur** *Age* | **Kebarangkalian mati di antara umur x dan umur x+n** *Probability of dying between age x and age x+n* | **Bilangan kematian di antara umur x dan umur x+n** *Number of deaths between age x and age x+n* | **Kadar tengah mortaliti di antara umur x dan umur x+n** *Central mortality rate between age x and age x+n* | **Penakat (orang yang masih hidup) pada umur tepat x** *Survivors at exact age x* | **Bilangan orang hidup-tahun di antara umur x dan umur x+n** *Number of person-years lived between age x and age x+n* | **Nisbah ketakatan** *Survival ratio* | **Jumlah bilangan orang hidup-tahun selepas umur tepat x** *Total number of person-years lived after exact age x* | **Jangkaan hayat** *Life expectancy* |
|---|---|---|---|---|---|---|---|---|
| **x** | $_nq_x$ | $_nd_x$ | $_nm_x$ | $l_x$ | $_nL_x$ | $_nS_x$ | $T_x$ | $e_x$ |
| **Lelaki dan Perempuan** *Both sexes* | | | | | | | | |
| **0** | 0.01083 | 1,083 | 0.01093 | 100,000 | 99,007 | 0.98765 [a] | 7,621,343 | 76.2 |
| **1** | 0.00345 | 341 | 0.00086 | 98,917 | 394,819 | 0.99722 [b] | 7,522,336 | 76.0 |
| **5** | 0.00174 | 171 | 0.00035 | 98,576 | 492,453 | 0.99833 | 7,127,517 | 72.3 |
| **10** | 0.00160 | 158 | 0.00032 | 98,405 | 491,630 | 0.99920 | 6,635,064 | 67.4 |
| **15** | 0.00000 | - | 0.00000 | 98,247 | 491,236 | 0.99693 | 6,143,434 | 62.5 |
| **20** | 0.00614 | 603 | 0.00123 | 98,247 | 489,728 | 0.99512 | 5,652,198 | 57.5 |
| **25** | 0.00362 | 354 | 0.00073 | 97,644 | 487,337 | 0.99522 | 5,162,470 | 52.9 |
| **30** | 0.00595 | 579 | 0.00119 | 97,291 | 485,005 | 0.99469 | 4,675,133 | 48.1 |
| **35** | 0.00466 | 450 | 0.00093 | 96,712 | 482,432 | 0.99108 | 4,190,128 | 43.3 |
| **40** | 0.01320 | 1,270 | 0.00266 | 96,261 | 478,130 | 0.98286 | 3,707,696 | 38.5 |
| **45** | 0.02113 | 2,007 | 0.00427 | 94,991 | 469,935 | 0.97889 | 3,229,566 | 34.0 |
| **50** | 0.02109 | 1,961 | 0.00426 | 92,983 | 460,014 | 0.96958 | 2,759,630 | 29.7 |
| **55** | 0.03995 | 3,636 | 0.00815 | 91,022 | 446,020 | 0.94917 | 2,299,617 | 25.3 |
| **60** | 0.06216 | 5,432 | 0.01283 | 87,386 | 423,350 | 0.90794 | 1,853,597 | 21.2 |
| **65** | 0.12394 | 10,157 | 0.02643 | 81,954 | 384,377 | 0.88198 | 1,430,247 | 17.5 |
| **70** | 0.11126 | 7,988 | 0.02356 | 71,797 | 339,015 | 0.88503 | 1,045,870 | 14.6 |
| **75** | 0.11915 | 7,603 | 0.02534 | 63,809 | 300,039 | 0.57553 [c] | 706,855 | 11.1 |
| **80+** | 1.00000 | 56,206 | 0.13816 | 56,206 | 406,817 | - | 406,817 | 7.2 |
| **Lelaki** *Male* | | | | | | | | |
| **0** | 0.00528 | 528 | 0.00530 | 100,000 | 99,503 | 0.99287 [a] | 7,438,869 | 74.4 |
| **1** | 0.00408 | 406 | 0.00102 | 99,472 | 396,931 | 0.99656 [b] | 7,339,366 | 73.8 |
| **5** | 0.00246 | 243 | 0.00049 | 99,067 | 494,725 | 0.99824 | 6,942,436 | 70.1 |
| **10** | 0.00106 | 104 | 0.00021 | 98,823 | 493,855 | 0.99947 | 6,447,711 | 65.2 |
| **15** | 0.00000 | - | 0.00000 | 98,719 | 493,595 | 0.99515 | 5,953,855 | 60.3 |
| **20** | 0.00969 | 957 | 0.00195 | 98,719 | 491,203 | 0.99320 | 5,460,261 | 55.3 |
| **25** | 0.00388 | 380 | 0.00078 | 97,762 | 487,862 | 0.99506 | 4,969,058 | 50.8 |
| **30** | 0.00600 | 584 | 0.00120 | 97,383 | 485,452 | 0.99535 | 4,481,196 | 46.0 |
| **35** | 0.00329 | 319 | 0.00066 | 96,798 | 483,193 | 0.99088 | 3,995,744 | 41.3 |
| **40** | 0.01497 | 1,445 | 0.00302 | 96,479 | 478,784 | 0.97904 | 3,512,550 | 36.4 |
| **45** | 0.02703 | 2,569 | 0.00548 | 95,035 | 468,750 | 0.97182 | 3,033,766 | 31.9 |
| **50** | 0.02935 | 2,714 | 0.00596 | 92,465 | 455,542 | 0.95762 | 2,565,016 | 27.7 |
| **55** | 0.05580 | 5,008 | 0.01148 | 89,751 | 436,238 | 0.93524 | 2,109,474 | 23.5 |
| **60** | 0.07425 | 6,292 | 0.01542 | 84,744 | 407,987 | 0.88351 | 1,673,236 | 19.7 |
| **65** | 0.16212 | 12,719 | 0.03529 | 78,451 | 360,459 | 0.85419 | 1,265,249 | 16.1 |
| **70** | 0.12634 | 8,304 | 0.02697 | 65,732 | 307,901 | 0.86298 | 904,789 | 13.8 |
| **75** | 0.14925 | 8,571 | 0.03226 | 57,428 | 265,712 | 0.55484 [c] | 596,888 | 10.4 |
| **80+** | 1.00000 | 48,857 | 0.14752 | 48,857 | 331,177 | - | 331,177 | 6.8 |
| **Perempuan** *Female* | | | | | | | | |
| **0** | 0.01667 | 1,667 | 0.01692 | 100,000 | 98,500 | 0.98229 [a] | 7,857,806 | 78.6 |
| **1** | 0.00280 | 275 | 0.00070 | 98,333 | 392,644 | 0.99771 [b] | 7,759,306 | 78.9 |
| **5** | 0.00110 | 108 | 0.00022 | 98,058 | 490,021 | 0.99837 | 7,366,662 | 75.1 |
| **10** | 0.00216 | 212 | 0.00043 | 97,950 | 489,222 | 0.99892 | 6,876,641 | 70.2 |
| **15** | 0.00000 | - | 0.00000 | 97,738 | 488,692 | 0.99950 | 6,387,420 | 65.4 |
| **20** | 0.00100 | 98 | 0.00020 | 97,738 | 488,447 | 0.99811 | 5,898,728 | 60.4 |
| **25** | 0.00278 | 272 | 0.00056 | 97,641 | 487,524 | 0.99571 | 5,410,280 | 55.4 |
| **30** | 0.00581 | 566 | 0.00117 | 97,369 | 485,431 | 0.99313 | 4,922,756 | 50.6 |
| **35** | 0.00794 | 768 | 0.00159 | 96,803 | 482,096 | 0.99089 | 4,437,325 | 45.8 |
| **40** | 0.01030 | 989 | 0.00207 | 96,035 | 477,703 | 0.98797 | 3,955,229 | 41.2 |
| **45** | 0.01378 | 1,310 | 0.00278 | 95,046 | 471,956 | 0.98726 | 3,477,527 | 36.6 |
| **50** | 0.01169 | 1,096 | 0.00235 | 93,736 | 465,941 | 0.98398 | 3,005,571 | 32.1 |
| **55** | 0.02040 | 1,890 | 0.00412 | 92,640 | 458,477 | 0.96539 | 2,539,630 | 27.4 |
| **60** | 0.04911 | 4,457 | 0.01007 | 90,751 | 442,611 | 0.93405 | 2,081,153 | 22.9 |
| **65** | 0.08367 | 7,220 | 0.01746 | 86,294 | 413,420 | 0.91050 | 1,638,541 | 19.0 |
| **70** | 0.09587 | 7,581 | 0.02014 | 79,074 | 376,419 | 0.90712 | 1,225,121 | 15.5 |
| **75** | 0.08958 | 6,404 | 0.01876 | 71,493 | 341,457 | 0.59767 [c] | 848,703 | 11.9 |
| **80+** | 1.00000 | 65,089 | 0.12832 | 65,089 | 507,246 | - | 507,246 | 7.8 |

**Nota:** *Notes:*
[a] **Daripada umur 0 hingga kumpulan umur 1-4** *From age of 0 to age group 1-4*
[b] **Daripada umur 0, kumpulan umur 1-4 hingga kumpulan umur 5-9** *From age of 0, age group 1-4 to age group 5-9*
[c] **Daripada umur 75 hingga 80+** *From age of 75 to 80+*

**Jadual 3.6.3: Jadual hayat ringkas mengikut jantina dan umur, Jerantut, Pahang, 2024**
*Table 3.6.3: Abridged life table by sex and age, Jerantut, Pahang, 2024*

| **Umur** *Age* | **Kebarangkalian mati di antara umur x dan umur x+n** *Probability of dying between age x and age x+n* | **Bilangan kematian di antara umur x dan umur x+n** *Number of deaths between age x and age x+n* | **Kadar tengah mortaliti di antara umur x dan umur x+n** *Central mortality rate between age x and age x+n* | **Penakat (orang yang masih hidup) pada umur tepat x** *Survivors at exact age x* | **Bilangan orang hidup-tahun di antara umur x dan umur x+n** *Number of person-years lived between age x and age x+n* | **Nisbah ketakatan** *Survival ratio* | **Jumlah bilangan orang hidup-tahun selepas umur tepat x** *Total number of person-years lived after exact age x* | **Jangkaan hayat** *Life expectancy* |
|---|---|---|---|---|---|---|---|---|
| **x** | $_nq_x$ | $_nd_x$ | $_nm_x$ | $l_x$ | $_nL_x$ | $_nS_x$ | $T_x$ | $e_x$ |
| **Lelaki dan Perempuan** *Both sexes* | | | | | | | | |
| **0** | 0.00728 | 728 | 0.00733 | 100,000 | 99,324 | 0.99216 [a] | 7,114,161 | 71.1 |
| **1** | 0.00135 | 134 | 0.00034 | 99,272 | 396,754 | 0.99893 [b] | 7,014,836 | 70.7 |
| **5** | 0.00056 | 56 | 0.00011 | 99,138 | 495,549 | 0.99906 | 6,618,082 | 66.8 |
| **10** | 0.00132 | 130 | 0.00026 | 99,082 | 495,084 | 0.99743 | 6,122,533 | 61.8 |
| **15** | 0.00382 | 378 | 0.00077 | 98,952 | 493,812 | 0.99465 | 5,627,449 | 56.9 |
| **20** | 0.00689 | 679 | 0.00138 | 98,573 | 491,170 | 0.99402 | 5,133,637 | 52.1 |
| **25** | 0.00507 | 496 | 0.00102 | 97,895 | 488,232 | 0.99266 | 4,642,467 | 47.4 |
| **30** | 0.00962 | 937 | 0.00193 | 97,398 | 484,650 | 0.98866 | 4,154,235 | 42.7 |
| **35** | 0.01308 | 1,261 | 0.00263 | 96,461 | 479,154 | 0.98438 | 3,669,585 | 38.0 |
| **40** | 0.01819 | 1,732 | 0.00367 | 95,200 | 471,671 | 0.97600 | 3,190,431 | 33.5 |
| **45** | 0.02992 | 2,797 | 0.00607 | 93,468 | 460,349 | 0.96350 | 2,718,760 | 29.1 |
| **50** | 0.04328 | 3,924 | 0.00885 | 90,672 | 443,547 | 0.94321 | 2,258,411 | 24.9 |
| **55** | 0.07090 | 6,150 | 0.01470 | 86,747 | 418,360 | 0.92293 | 1,814,864 | 20.9 |
| **60** | 0.08370 | 6,746 | 0.01747 | 80,597 | 386,119 | 0.88719 | 1,396,504 | 17.3 |
| **65** | 0.14458 | 10,677 | 0.03117 | 73,851 | 342,560 | 0.81478 | 1,010,385 | 13.7 |
| **70** | 0.23273 | 14,703 | 0.05268 | 63,173 | 279,111 | 0.72457 | 667,825 | 10.6 |
| **75** | 0.33108 | 16,048 | 0.07935 | 48,471 | 202,235 | 0.47973 [c] | 388,714 | 8.0 |
| **80+** | 1.00000 | 32,423 | 0.17387 | 32,423 | 186,479 | - | 186,479 | 5.8 |
| **Lelaki** *Male* | | | | | | | | |
| **0** | 0.00777 | 777 | 0.00782 | 100,000 | 99,274 | 0.99192 [a] | 6,849,069 | 68.5 |
| **1** | 0.00089 | 88 | 0.00022 | 99,223 | 396,685 | 0.99906 [b] | 6,749,795 | 68.0 |
| **5** | 0.00074 | 73 | 0.00015 | 99,135 | 495,494 | 0.99834 | 6,353,110 | 64.1 |
| **10** | 0.00258 | 256 | 0.00052 | 99,062 | 494,672 | 0.99591 | 5,857,616 | 59.1 |
| **15** | 0.00561 | 554 | 0.00113 | 98,807 | 492,647 | 0.99200 | 5,362,943 | 54.3 |
| **20** | 0.01040 | 1,021 | 0.00209 | 98,252 | 488,708 | 0.99198 | 4,870,296 | 49.6 |
| **25** | 0.00561 | 546 | 0.00113 | 97,231 | 484,790 | 0.99240 | 4,381,588 | 45.1 |
| **30** | 0.00960 | 929 | 0.00193 | 96,685 | 481,104 | 0.98729 | 3,896,798 | 40.3 |
| **35** | 0.01584 | 1,517 | 0.00319 | 95,756 | 474,990 | 0.98195 | 3,415,695 | 35.7 |
| **40** | 0.02029 | 1,912 | 0.00410 | 94,240 | 466,418 | 0.96947 | 2,940,704 | 31.2 |
| **45** | 0.04099 | 3,784 | 0.00837 | 92,328 | 452,177 | 0.95162 | 2,474,286 | 26.8 |
| **50** | 0.05608 | 4,966 | 0.01154 | 88,543 | 430,301 | 0.92517 | 2,022,110 | 22.8 |
| **55** | 0.09468 | 7,913 | 0.01988 | 83,577 | 398,103 | 0.90389 | 1,591,808 | 19.0 |
| **60** | 0.09769 | 7,392 | 0.02054 | 75,664 | 359,840 | 0.85883 | 1,193,705 | 15.8 |
| **65** | 0.18937 | 12,928 | 0.04183 | 68,272 | 309,040 | 0.77611 | 833,865 | 12.2 |
| **70** | 0.26648 | 14,748 | 0.06149 | 55,344 | 239,849 | 0.67113 | 524,825 | 9.5 |
| **75** | 0.41392 | 16,804 | 0.10439 | 40,596 | 160,970 | 0.43514 [c] | 284,976 | 7.0 |
| **80+** | 1.00000 | 23,792 | 0.19186 | 23,792 | 124,006 | - | 124,006 | 5.2 |
| **Perempuan** *Female* | | | | | | | | |
| **0** | 0.00679 | 679 | 0.00683 | 100,000 | 99,369 | 0.99240 [a] | 7,431,446 | 74.3 |
| **1** | 0.00184 | 183 | 0.00046 | 99,321 | 396,829 | 0.99879 [b] | 7,332,077 | 73.8 |
| **5** | 0.00038 | 38 | 0.00008 | 99,138 | 495,596 | 0.99981 | 6,935,248 | 70.0 |
| **10** | 0.00000 | - | 0.00000 | 99,100 | 495,502 | 0.99911 | 6,439,652 | 65.0 |
| **15** | 0.00178 | 176 | 0.00036 | 99,100 | 495,061 | 0.99786 | 5,944,150 | 60.0 |
| **20** | 0.00251 | 248 | 0.00050 | 98,924 | 493,999 | 0.99665 | 5,449,090 | 55.1 |
| **25** | 0.00420 | 414 | 0.00084 | 98,676 | 492,343 | 0.99309 | 4,955,091 | 50.2 |
| **30** | 0.00964 | 948 | 0.00194 | 98,262 | 488,939 | 0.99039 | 4,462,748 | 45.4 |
| **35** | 0.00957 | 931 | 0.00192 | 97,314 | 484,243 | 0.98735 | 3,973,808 | 40.8 |
| **40** | 0.01575 | 1,518 | 0.00318 | 96,383 | 478,119 | 0.98284 | 3,489,566 | 36.2 |
| **45** | 0.01859 | 1,763 | 0.00375 | 94,865 | 469,915 | 0.97590 | 3,011,446 | 31.7 |
| **50** | 0.02971 | 2,766 | 0.00603 | 93,101 | 458,591 | 0.96192 | 2,541,531 | 27.3 |
| **55** | 0.04670 | 4,218 | 0.00956 | 90,335 | 441,129 | 0.94275 | 2,082,940 | 23.1 |
| **60** | 0.06833 | 5,884 | 0.01415 | 86,117 | 415,873 | 0.91426 | 1,641,811 | 19.1 |
| **65** | 0.10444 | 8,379 | 0.02204 | 80,233 | 380,214 | 0.84996 | 1,225,938 | 15.3 |
| **70** | 0.20097 | 14,440 | 0.04468 | 71,853 | 323,165 | 0.77398 | 845,724 | 11.8 |
| **75** | 0.25738 | 14,777 | 0.05908 | 57,413 | 250,123 | 0.52135 [c] | 522,559 | 9.1 |
| **80+** | 1.00000 | 42,636 | 0.15650 | 42,636 | 272,436 | - | 272,436 | 6.4 |

**Nota:** *Notes:*
[a] **Daripada umur 0 hingga kumpulan umur 1-4** *From age of 0 to age group 1-4*
[b] **Daripada umur 0, kumpulan umur 1-4 hingga kumpulan umur 5-9** *From age of 0, age group 1-4 to age group 5-9*
[c] **Daripada umur 75 hingga 80+** *From age of 75 to 80+*

**Jadual 3.6.4: Jadual hayat ringkas mengikut jantina dan umur, Kuantan, Pahang, 2024**
*Table 3.6.4: Abridged life table by sex and age, Kuantan, Pahang, 2024*

| **Umur** *Age* | **Kebarangkalian mati di antara umur x dan umur x+n** *Probability of dying between age x and age x+n* | **Bilangan kematian di antara umur x dan umur x+n** *Number of deaths between age x and age x+n* | **Kadar tengah mortaliti di antara umur x dan umur x+n** *Central mortality rate between age x and age x+n* | **Penakat (orang yang masih hidup) pada umur tepat x** *Survivors at exact age x* | **Bilangan orang hidup-tahun di antara umur x dan umur x+n** *Number of person-years lived between age x and age x+n* | **Nisbah ketakatan** *Survival ratio* | **Jumlah bilangan orang hidup-tahun selepas umur tepat x** *Total number of person-years lived after exact age x* | **Jangkaan hayat** *Life expectancy* |
|---|---|---|---|---|---|---|---|---|
| **x** | $_nq_x$ | $_nd_x$ | $_nm_x$ | $l_x$ | $_nL_x$ | $_nS_x$ | $T_x$ | $e_x$ |
| **Lelaki dan Perempuan** *Both sexes* | | | | | | | | |
| **0** | 0.00692 | 692 | 0.00697 | 100,000 | 99,357 | 0.99237 [a] | 7,545,845 | 75.5 |
| **1** | 0.00163 | 162 | 0.00041 | 99,308 | 396,829 | 0.99873 [b] | 7,446,489 | 75.0 |
| **5** | 0.00070 | 69 | 0.00014 | 99,146 | 495,557 | 0.99906 | 7,049,660 | 71.1 |
| **10** | 0.00118 | 116 | 0.00024 | 99,077 | 495,092 | 0.99816 | 6,554,104 | 66.2 |
| **15** | 0.00251 | 249 | 0.00050 | 98,960 | 494,179 | 0.99727 | 6,059,012 | 61.2 |
| **20** | 0.00295 | 291 | 0.00059 | 98,711 | 492,830 | 0.99612 | 5,564,833 | 56.4 |
| **25** | 0.00482 | 474 | 0.00097 | 98,421 | 490,918 | 0.99487 | 5,072,004 | 51.5 |
| **30** | 0.00544 | 533 | 0.00109 | 97,946 | 488,399 | 0.99340 | 4,581,086 | 46.8 |
| **35** | 0.00777 | 757 | 0.00156 | 97,413 | 485,174 | 0.99147 | 4,092,687 | 42.0 |
| **40** | 0.00930 | 899 | 0.00187 | 96,656 | 481,034 | 0.98728 | 3,607,513 | 37.3 |
| **45** | 0.01617 | 1,548 | 0.00326 | 95,757 | 474,915 | 0.97865 | 3,126,479 | 32.7 |
| **50** | 0.02662 | 2,508 | 0.00540 | 94,209 | 464,775 | 0.96257 | 2,651,563 | 28.1 |
| **55** | 0.04854 | 4,452 | 0.00995 | 91,701 | 447,377 | 0.93569 | 2,186,788 | 23.8 |
| **60** | 0.08087 | 7,056 | 0.01686 | 87,250 | 418,608 | 0.89489 | 1,739,411 | 19.9 |
| **65** | 0.13148 | 10,544 | 0.02815 | 80,194 | 374,608 | 0.86653 | 1,320,802 | 16.5 |
| **70** | 0.13575 | 9,455 | 0.02913 | 69,650 | 324,610 | 0.85089 | 946,195 | 13.6 |
| **75** | 0.16457 | 9,906 | 0.03587 | 60,194 | 276,206 | 0.55564 [c] | 621,585 | 10.3 |
| **80+** | 1.00000 | 50,288 | 0.14560 | 50,288 | 345,379 | - | 345,379 | 6.9 |
| **Lelaki** *Male* | | | | | | | | |
| **0** | 0.00740 | 740 | 0.00745 | 100,000 | 99,307 | 0.99191 [a] | 7,328,696 | 73.3 |
| **1** | 0.00167 | 166 | 0.00042 | 99,260 | 396,647 | 0.99851 [b] | 7,229,389 | 72.8 |
| **5** | 0.00102 | 101 | 0.00020 | 99,094 | 495,217 | 0.99879 | 6,832,742 | 69.0 |
| **10** | 0.00139 | 138 | 0.00028 | 98,993 | 494,619 | 0.99762 | 6,337,525 | 64.0 |
| **15** | 0.00336 | 332 | 0.00067 | 98,855 | 493,444 | 0.99617 | 5,842,906 | 59.1 |
| **20** | 0.00430 | 424 | 0.00086 | 98,523 | 491,555 | 0.99463 | 5,349,462 | 54.3 |
| **25** | 0.00645 | 632 | 0.00129 | 98,099 | 488,915 | 0.99346 | 4,857,906 | 49.5 |
| **30** | 0.00663 | 646 | 0.00133 | 97,467 | 485,718 | 0.99132 | 4,368,992 | 44.8 |
| **35** | 0.01074 | 1,040 | 0.00216 | 96,821 | 481,502 | 0.98910 | 3,883,274 | 40.1 |
| **40** | 0.01106 | 1,060 | 0.00222 | 95,780 | 476,253 | 0.98361 | 3,401,772 | 35.5 |
| **45** | 0.02177 | 2,063 | 0.00440 | 94,721 | 468,448 | 0.97276 | 2,925,519 | 30.9 |
| **50** | 0.03284 | 3,042 | 0.00668 | 92,658 | 455,685 | 0.95428 | 2,457,071 | 26.5 |
| **55** | 0.05903 | 5,290 | 0.01217 | 89,616 | 434,853 | 0.92088 | 2,001,386 | 22.3 |
| **60** | 0.10046 | 8,471 | 0.02115 | 84,325 | 400,449 | 0.87160 | 1,566,533 | 18.6 |
| **65** | 0.15947 | 12,096 | 0.03466 | 75,854 | 349,030 | 0.83962 | 1,166,084 | 15.4 |
| **70** | 0.16147 | 10,295 | 0.03513 | 63,758 | 293,053 | 0.82812 | 817,054 | 12.8 |
| **75** | 0.18429 | 9,853 | 0.04060 | 53,463 | 242,684 | 0.53686 [c] | 524,001 | 9.8 |
| **80+** | 1.00000 | 43,611 | 0.15502 | 43,611 | 281,317 | - | 281,317 | 6.5 |
| **Perempuan** *Female* | | | | | | | | |
| **0** | 0.00640 | 640 | 0.00643 | 100,000 | 99,405 | 0.99291 [a] | 7,805,945 | 78.1 |
| **1** | 0.00158 | 157 | 0.00040 | 99,360 | 397,051 | 0.99893 [b] | 7,706,540 | 77.6 |
| **5** | 0.00037 | 37 | 0.00007 | 99,203 | 495,924 | 0.99934 | 7,309,489 | 73.7 |
| **10** | 0.00095 | 94 | 0.00019 | 99,166 | 495,597 | 0.99874 | 6,813,566 | 68.7 |
| **15** | 0.00156 | 155 | 0.00031 | 99,072 | 494,974 | 0.99855 | 6,317,969 | 63.8 |
| **20** | 0.00134 | 133 | 0.00027 | 98,917 | 494,255 | 0.99783 | 5,822,995 | 58.9 |
| **25** | 0.00300 | 296 | 0.00060 | 98,785 | 493,183 | 0.99648 | 5,328,740 | 53.9 |
| **30** | 0.00404 | 398 | 0.00081 | 98,488 | 491,446 | 0.99568 | 4,835,558 | 49.1 |
| **35** | 0.00459 | 450 | 0.00092 | 98,090 | 489,325 | 0.99416 | 4,344,112 | 44.3 |
| **40** | 0.00710 | 693 | 0.00143 | 97,640 | 486,465 | 0.99076 | 3,854,787 | 39.5 |
| **45** | 0.01140 | 1,105 | 0.00229 | 96,946 | 481,968 | 0.98439 | 3,368,322 | 34.7 |
| **50** | 0.01986 | 1,904 | 0.00401 | 95,841 | 474,445 | 0.97144 | 2,886,354 | 30.1 |
| **55** | 0.03743 | 3,516 | 0.00763 | 93,937 | 460,895 | 0.95177 | 2,411,909 | 25.7 |
| **60** | 0.05944 | 5,375 | 0.01225 | 90,421 | 438,668 | 0.92082 | 1,951,014 | 21.6 |
| **65** | 0.10016 | 8,518 | 0.02109 | 85,046 | 403,936 | 0.89573 | 1,512,346 | 17.8 |
| **70** | 0.10884 | 8,329 | 0.02302 | 76,528 | 361,818 | 0.87443 | 1,108,410 | 14.5 |
| **75** | 0.14434 | 9,844 | 0.03111 | 68,199 | 316,386 | 0.57623 [c] | 746,592 | 10.9 |
| **80+** | 1.00000 | 58,355 | 0.13564 | 58,355 | 430,206 | - | 430,206 | 7.4 |

**Nota:** *Notes:*
[a] **Daripada umur 0 hingga kumpulan umur 1-4** *From age of 0 to age group 1-4*
[b] **Daripada umur 0, kumpulan umur 1-4 hingga kumpulan umur 5-9** *From age of 0, age group 1-4 to age group 5-9*
[c] **Daripada umur 75 hingga 80+** *From age of 75 to 80+*

**Jadual 3.6.5: Jadual hayat ringkas mengikut jantina dan umur, Lipis, Pahang, 2024**
*Table 3.6.5: Abridged life table by sex and age, Lipis, Pahang, 2024*

| **Umur** *Age* | **Kebarangkalian mati di antara umur x dan umur x+n** *Probability of dying between age x and age x+n* | **Bilangan kematian di antara umur x dan umur x+n** *Number of deaths between age x and age x+n* | **Kadar tengah mortaliti di antara umur x dan umur x+n** *Central mortality rate between age x and age x+n* | **Penakat (orang yang masih hidup) pada umur tepat x** *Survivors at exact age x* | **Bilangan orang hidup-tahun di antara umur x dan umur x+n** *Number of person-years lived between age x and age x+n* | **Nisbah ketakatan** *Survival ratio* | **Jumlah bilangan orang hidup-tahun selepas umur tepat x** *Total number of person-years lived after exact age x* | **Jangkaan hayat** *Life expectancy* |
|---|---|---|---|---|---|---|---|---|
| **x** | $_nq_x$ | $_nd_x$ | $_nm_x$ | $l_x$ | $_nL_x$ | $_nS_x$ | $T_x$ | $e_x$ |
| **Lelaki dan Perempuan** *Both sexes* | | | | | | | | |
| **0** | 0.00697 | 697 | 0.00702 | 100,000 | 99,352 | 0.99234 [a] | 7,353,875 | 73.5 |
| **1** | 0.00159 | 158 | 0.00040 | 99,303 | 396,818 | 0.99816 [b] | 7,254,522 | 73.1 |
| **5** | 0.00189 | 187 | 0.00038 | 99,145 | 495,257 | 0.99779 | 6,857,704 | 69.2 |
| **10** | 0.00253 | 250 | 0.00051 | 98,958 | 494,163 | 0.99725 | 6,362,447 | 64.3 |
| **15** | 0.00298 | 294 | 0.00060 | 98,707 | 492,801 | 0.99721 | 5,868,285 | 59.5 |
| **20** | 0.00260 | 256 | 0.00052 | 98,413 | 491,425 | 0.99576 | 5,375,483 | 54.6 |
| **25** | 0.00587 | 576 | 0.00118 | 98,157 | 489,344 | 0.99355 | 4,884,058 | 49.8 |
| **30** | 0.00704 | 687 | 0.00141 | 97,581 | 486,185 | 0.99207 | 4,394,714 | 45.0 |
| **35** | 0.00883 | 856 | 0.00177 | 96,893 | 482,328 | 0.98803 | 3,908,529 | 40.3 |
| **40** | 0.01514 | 1,454 | 0.00305 | 96,038 | 476,554 | 0.98076 | 3,426,201 | 35.7 |
| **45** | 0.02341 | 2,214 | 0.00474 | 94,584 | 467,383 | 0.97062 | 2,949,647 | 31.2 |
| **50** | 0.03549 | 3,278 | 0.00723 | 92,370 | 453,653 | 0.95318 | 2,482,264 | 26.9 |
| **55** | 0.05856 | 5,217 | 0.01207 | 89,092 | 432,415 | 0.94447 | 2,028,611 | 22.8 |
| **60** | 0.05232 | 4,388 | 0.01074 | 83,874 | 408,402 | 0.90512 | 1,596,197 | 19.0 |
| **65** | 0.13979 | 11,112 | 0.03006 | 79,486 | 369,653 | 0.85133 | 1,187,795 | 14.9 |
| **70** | 0.15899 | 10,871 | 0.03454 | 68,375 | 314,697 | 0.78211 | 818,141 | 12.0 |
| **75** | 0.28793 | 16,557 | 0.06727 | 57,504 | 246,127 | 0.51111 [c] | 503,445 | 8.8 |
| **80+** | 1.00000 | 40,947 | 0.15913 | 40,947 | 257,318 | - | 257,318 | 6.3 |
| **Lelaki** *Male* | | | | | | | | |
| **0** | 0.00603 | 603 | 0.00607 | 100,000 | 99,433 | 0.99362 [a] | 7,196,679 | 72.0 |
| **1** | 0.00090 | 89 | 0.00022 | 99,397 | 397,376 | 0.99850 [b] | 7,097,246 | 71.4 |
| **5** | 0.00192 | 190 | 0.00038 | 99,307 | 496,061 | 0.99810 | 6,699,870 | 67.5 |
| **10** | 0.00189 | 187 | 0.00038 | 99,117 | 495,117 | 0.99720 | 6,203,809 | 62.6 |
| **15** | 0.00370 | 366 | 0.00074 | 98,930 | 493,733 | 0.99664 | 5,708,692 | 57.7 |
| **20** | 0.00302 | 298 | 0.00060 | 98,563 | 492,072 | 0.99471 | 5,214,960 | 52.9 |
| **25** | 0.00757 | 744 | 0.00152 | 98,266 | 489,468 | 0.99242 | 4,722,887 | 48.1 |
| **30** | 0.00758 | 739 | 0.00152 | 97,522 | 485,760 | 0.99140 | 4,233,419 | 43.4 |
| **35** | 0.00962 | 931 | 0.00193 | 96,782 | 481,584 | 0.98498 | 3,747,659 | 38.7 |
| **40** | 0.02047 | 1,962 | 0.00414 | 95,851 | 474,351 | 0.97699 | 3,266,075 | 34.1 |
| **45** | 0.02560 | 2,403 | 0.00519 | 93,889 | 463,436 | 0.96607 | 2,791,724 | 29.7 |
| **50** | 0.04248 | 3,887 | 0.00868 | 91,485 | 447,711 | 0.94277 | 2,328,288 | 25.4 |
| **55** | 0.07263 | 6,362 | 0.01507 | 87,599 | 422,088 | 0.93264 | 1,880,577 | 21.5 |
| **60** | 0.06169 | 5,011 | 0.01273 | 81,236 | 393,655 | 0.88626 | 1,458,489 | 18.0 |
| **65** | 0.16921 | 12,898 | 0.03697 | 76,225 | 348,882 | 0.83109 | 1,064,834 | 14.0 |
| **70** | 0.16856 | 10,674 | 0.03681 | 63,327 | 289,951 | 0.75570 | 715,952 | 11.3 |
| **75** | 0.33539 | 17,659 | 0.08059 | 52,653 | 219,116 | 0.48565 [c] | 426,002 | 8.1 |
| **80+** | 1.00000 | 34,994 | 0.16914 | 34,994 | 206,886 | - | 206,886 | 5.9 |
| **Perempuan** *Female* | | | | | | | | |
| **0** | 0.00797 | 797 | 0.00803 | 100,000 | 99,262 | 0.99102 [a] | 7,541,264 | 75.4 |
| **1** | 0.00229 | 227 | 0.00057 | 99,203 | 396,247 | 0.99780 [b] | 7,442,002 | 75.0 |
| **5** | 0.00186 | 184 | 0.00037 | 98,976 | 494,419 | 0.99747 | 7,045,755 | 71.2 |
| **10** | 0.00321 | 317 | 0.00064 | 98,792 | 493,166 | 0.99730 | 6,551,336 | 66.3 |
| **15** | 0.00219 | 216 | 0.00044 | 98,474 | 491,832 | 0.99784 | 6,058,170 | 61.5 |
| **20** | 0.00212 | 208 | 0.00042 | 98,259 | 490,772 | 0.99734 | 5,566,338 | 56.6 |
| **25** | 0.00320 | 314 | 0.00064 | 98,050 | 489,466 | 0.99529 | 5,075,566 | 51.8 |
| **30** | 0.00622 | 608 | 0.00125 | 97,736 | 487,161 | 0.99304 | 4,586,100 | 46.9 |
| **35** | 0.00769 | 747 | 0.00154 | 97,128 | 483,772 | 0.99217 | 4,098,939 | 42.2 |
| **40** | 0.00796 | 767 | 0.00160 | 96,381 | 479,986 | 0.98551 | 3,615,167 | 37.5 |
| **45** | 0.02107 | 2,015 | 0.00426 | 95,614 | 473,032 | 0.97556 | 3,135,180 | 32.8 |
| **50** | 0.02788 | 2,610 | 0.00565 | 93,599 | 461,471 | 0.96376 | 2,662,149 | 28.4 |
| **55** | 0.04484 | 4,080 | 0.00917 | 90,990 | 444,749 | 0.95623 | 2,200,677 | 24.2 |
| **60** | 0.04265 | 3,707 | 0.00872 | 86,910 | 425,284 | 0.92417 | 1,755,929 | 20.2 |
| **65** | 0.11050 | 9,194 | 0.02339 | 83,203 | 393,033 | 0.87116 | 1,330,645 | 16.0 |
| **70** | 0.14947 | 11,062 | 0.03231 | 74,010 | 342,393 | 0.80713 | 937,612 | 12.7 |
| **75** | 0.24390 | 15,353 | 0.05556 | 62,947 | 276,354 | 0.53571 [c] | 595,220 | 9.5 |
| **80+** | 1.00000 | 47,594 | 0.14926 | 47,594 | 318,865 | - | 318,865 | 6.7 |

**Nota:** *Notes:*
[a] **Daripada umur 0 hingga kumpulan umur 1-4** *From age of 0 to age group 1-4*
[b] **Daripada umur 0, kumpulan umur 1-4 hingga kumpulan umur 5-9** *From age of 0, age group 1-4 to age group 5-9*
[c] **Daripada umur 75 hingga 80+** *From age of 75 to 80+*

**Jadual 3.6.6: Jadual hayat ringkas mengikut jantina dan umur, Pekan, Pahang, 2024**
*Table 3.6.6: Abridged life table by sex and age, Pekan, Pahang, 2024*

| **Umur** *Age* | **Kebarangkalian mati di antara umur x dan umur x+n** *Probability of dying between age x and age x+n* | **Bilangan kematian di antara umur x dan umur x+n** *Number of deaths between age x and age x+n* | **Kadar tengah mortaliti di antara umur x dan umur x+n** *Central mortality rate between age x and age x+n* | **Penakat (orang yang masih hidup) pada umur tepat x** *Survivors at exact age x* | **Bilangan orang hidup-tahun di antara umur x dan umur x+n** *Number of person-years lived between age x and age x+n* | **Nisbah ketakatan** *Survival ratio* | **Jumlah bilangan orang hidup-tahun selepas umur tepat x** *Total number of person-years lived after exact age x* | **Jangkaan hayat** *Life expectancy* |
|---|---|---|---|---|---|---|---|---|
| **x** | $_nq_x$ | $_nd_x$ | $_nm_x$ | $l_x$ | $_nL_x$ | $_nS_x$ | $T_x$ | $e_x$ |
| **Lelaki dan Perempuan** *Both sexes* | | | | | | | | |
| **0** | 0.00730 | 730 | 0.00735 | 100,000 | 99,322 | 0.99177 [a] | 6,958,365 | 69.6 |
| **1** | 0.00208 | 206 | 0.00052 | 99,270 | 396,565 | 0.99813 [b] | 6,859,043 | 69.1 |
| **5** | 0.00145 | 143 | 0.00029 | 99,063 | 494,957 | 0.99837 | 6,462,478 | 65.2 |
| **10** | 0.00182 | 180 | 0.00036 | 98,920 | 494,148 | 0.99689 | 5,967,521 | 60.3 |
| **15** | 0.00440 | 435 | 0.00088 | 98,740 | 492,611 | 0.99558 | 5,473,372 | 55.4 |
| **20** | 0.00444 | 437 | 0.00089 | 98,305 | 490,432 | 0.99544 | 4,980,761 | 50.7 |
| **25** | 0.00467 | 457 | 0.00094 | 97,868 | 488,198 | 0.99319 | 4,490,329 | 45.9 |
| **30** | 0.00896 | 873 | 0.00180 | 97,411 | 484,872 | 0.98739 | 4,002,131 | 41.1 |
| **35** | 0.01629 | 1,573 | 0.00328 | 96,538 | 478,758 | 0.98183 | 3,517,259 | 36.4 |
| **40** | 0.02007 | 1,906 | 0.00406 | 94,965 | 470,060 | 0.97411 | 3,038,501 | 32.0 |
| **45** | 0.03182 | 2,961 | 0.00647 | 93,059 | 457,892 | 0.95869 | 2,568,441 | 27.6 |
| **50** | 0.05112 | 4,605 | 0.01049 | 90,098 | 438,976 | 0.94067 | 2,110,549 | 23.4 |
| **55** | 0.06800 | 5,813 | 0.01408 | 85,493 | 412,930 | 0.91931 | 1,671,573 | 19.6 |
| **60** | 0.09431 | 7,515 | 0.01980 | 79,679 | 379,610 | 0.86700 | 1,258,643 | 15.8 |
| **65** | 0.17572 | 12,680 | 0.03853 | 72,165 | 329,122 | 0.75640 | 879,032 | 12.2 |
| **70** | 0.32596 | 19,389 | 0.07789 | 59,484 | 248,948 | 0.66016 | 549,910 | 9.2 |
| **75** | 0.36044 | 14,452 | 0.08794 | 40,095 | 164,344 | 0.45394 [c] | 300,962 | 7.5 |
| **80+** | 1.00000 | 25,643 | 0.18770 | 25,643 | 136,618 | - | 136,618 | 5.3 |
| **Lelaki** *Male* | | | | | | | | |
| **0** | 0.00887 | 887 | 0.00894 | 100,000 | 99,174 | 0.99029 [a] | 6,747,890 | 67.5 |
| **1** | 0.00205 | 203 | 0.00051 | 99,113 | 395,971 | 0.99831 [b] | 6,648,717 | 67.1 |
| **5** | 0.00098 | 97 | 0.00020 | 98,910 | 494,309 | 0.99821 | 6,252,745 | 63.2 |
| **10** | 0.00260 | 257 | 0.00052 | 98,814 | 493,426 | 0.99499 | 5,758,436 | 58.3 |
| **15** | 0.00742 | 732 | 0.00149 | 98,557 | 490,956 | 0.99344 | 5,265,010 | 53.4 |
| **20** | 0.00570 | 558 | 0.00114 | 97,825 | 487,733 | 0.99483 | 4,774,054 | 48.8 |
| **25** | 0.00464 | 451 | 0.00093 | 97,268 | 485,211 | 0.99181 | 4,286,321 | 44.1 |
| **30** | 0.01176 | 1,138 | 0.00237 | 96,817 | 481,238 | 0.98598 | 3,801,110 | 39.3 |
| **35** | 0.01632 | 1,561 | 0.00329 | 95,679 | 474,489 | 0.98110 | 3,319,872 | 34.7 |
| **40** | 0.02153 | 2,027 | 0.00435 | 94,117 | 465,519 | 0.96890 | 2,845,383 | 30.2 |
| **45** | 0.04088 | 3,764 | 0.00835 | 92,091 | 451,041 | 0.95053 | 2,379,863 | 25.8 |
| **50** | 0.05843 | 5,161 | 0.01204 | 88,326 | 428,727 | 0.92788 | 1,928,822 | 21.8 |
| **55** | 0.08665 | 7,206 | 0.01811 | 83,165 | 397,810 | 0.90266 | 1,500,094 | 18.0 |
| **60** | 0.10904 | 8,283 | 0.02307 | 75,959 | 359,088 | 0.84764 | 1,102,285 | 14.5 |
| **65** | 0.20097 | 13,601 | 0.04468 | 67,676 | 304,379 | 0.71281 | 743,197 | 11.0 |
| **70** | 0.39510 | 21,365 | 0.09847 | 54,075 | 216,963 | 0.59482 | 438,817 | 8.1 |
| **75** | 0.42184 | 13,798 | 0.10692 | 32,710 | 129,054 | 0.41829 [c] | 221,854 | 6.8 |
| **80+** | 1.00000 | 18,912 | 0.20379 | 18,912 | 92,800 | - | 92,800 | 4.9 |
| **Perempuan** *Female* | | | | | | | | |
| **0** | 0.00572 | 572 | 0.00575 | 100,000 | 99,467 | 0.99332 [a] | 7,201,127 | 72.0 |
| **1** | 0.00211 | 210 | 0.00053 | 99,428 | 397,193 | 0.99791 [b] | 7,101,660 | 71.4 |
| **5** | 0.00191 | 189 | 0.00038 | 99,219 | 495,621 | 0.99854 | 6,704,467 | 67.6 |
| **10** | 0.00101 | 100 | 0.00020 | 99,030 | 494,897 | 0.99889 | 6,208,846 | 62.7 |
| **15** | 0.00121 | 120 | 0.00024 | 98,929 | 494,347 | 0.99800 | 5,713,949 | 57.8 |
| **20** | 0.00278 | 275 | 0.00056 | 98,810 | 493,361 | 0.99624 | 5,219,602 | 52.8 |
| **25** | 0.00473 | 466 | 0.00095 | 98,535 | 491,508 | 0.99521 | 4,726,242 | 48.0 |
| **30** | 0.00484 | 475 | 0.00097 | 98,069 | 489,156 | 0.98947 | 4,234,734 | 43.2 |
| **35** | 0.01625 | 1,586 | 0.00328 | 97,594 | 484,004 | 0.98280 | 3,745,578 | 38.4 |
| **40** | 0.01816 | 1,744 | 0.00367 | 96,008 | 475,680 | 0.97943 | 3,261,574 | 34.0 |
| **45** | 0.02302 | 2,170 | 0.00466 | 94,264 | 465,894 | 0.96707 | 2,785,894 | 29.6 |
| **50** | 0.04307 | 3,966 | 0.00880 | 92,094 | 450,553 | 0.95363 | 2,320,000 | 25.2 |
| **55** | 0.04983 | 4,391 | 0.01022 | 88,127 | 429,658 | 0.93463 | 1,869,447 | 21.2 |
| **60** | 0.08173 | 6,844 | 0.01704 | 83,736 | 401,570 | 0.88475 | 1,439,788 | 17.2 |
| **65** | 0.15176 | 11,669 | 0.03284 | 76,892 | 355,288 | 0.79839 | 1,038,218 | 13.5 |
| **70** | 0.26038 | 16,983 | 0.05987 | 65,223 | 283,658 | 0.72041 | 682,930 | 10.5 |
| **75** | 0.30557 | 14,741 | 0.07213 | 48,240 | 204,349 | 0.48820 [c] | 399,273 | 8.3 |
| **80+** | 1.00000 | 33,499 | 0.17186 | 33,499 | 194,924 | - | 194,924 | 5.8 |

**Nota:** *Notes:*
[a] **Daripada umur 0 hingga kumpulan umur 1-4**
*From age of 0 to age group 1-4*
[b] **Daripada umur 0, kumpulan umur 1-4 hingga kumpulan umur 5-9**
*From age of 0, age group 1-4 to age group 5-9*
[c] **Daripada umur 75 hingga 80+**
*From age of 75 to 80+*

**Jadual 3.6.7: Jadual hayat ringkas mengikut jantina dan umur, Raub, Pahang, 2024**
*Table 3.6.7: Abridged life table by sex and age, Raub, Pahang, 2024*

| **Umur** *Age* | **Kebarangkalian mati di antara umur x dan umur x+n** *Probability of dying between age x and age x+n* | **Bilangan kematian di antara umur x dan umur x+n** *Number of deaths between age x and age x+n* | **Kadar tengah mortaliti di antara umur x dan umur x+n** *Central mortality rate between age x and age x+n* | **Penakat (orang yang masih hidup) pada umur tepat x** *Survivors at exact age x* | **Bilangan orang hidup-tahun di antara umur x dan umur x+n** *Number of person-years lived between age x and age x+n* | **Nisbah ketakatan** *Survival ratio* | **Jumlah bilangan orang hidup-tahun selepas umur tepat x** *Total number of person-years lived after exact age x* | **Jangkaan hayat** *Life expectancy* |
|---|---|---|---|---|---|---|---|---|
| **x** | $_nq_x$ | $_nd_x$ | $_nm_x$ | $l_x$ | $_nL_x$ | $_nS_x$ | $T_x$ | $e_x$ |
| **Lelaki dan Perempuan** *Both sexes* | | | | | | | | |
| **0** | 0.00587 | 587 | 0.00590 | 100,000 | 99,453 | 0.99309 [a] | 7,274,148 | 72.7 |
| **1** | 0.00227 | 226 | 0.00057 | 99,413 | 397,092 | 0.99833 [b] | 7,174,695 | 72.2 |
| **5** | 0.00090 | 89 | 0.00018 | 99,187 | 495,715 | 0.99877 | 6,777,602 | 68.3 |
| **10** | 0.00157 | 155 | 0.00031 | 99,099 | 495,105 | 0.99822 | 6,281,887 | 63.4 |
| **15** | 0.00199 | 197 | 0.00040 | 98,943 | 494,225 | 0.99712 | 5,786,783 | 58.5 |
| **20** | 0.00378 | 373 | 0.00076 | 98,747 | 492,801 | 0.99566 | 5,292,558 | 53.6 |
| **25** | 0.00490 | 482 | 0.00098 | 98,374 | 490,662 | 0.99461 | 4,799,757 | 48.8 |
| **30** | 0.00587 | 575 | 0.00118 | 97,891 | 488,020 | 0.99293 | 4,309,095 | 44.0 |
| **35** | 0.00828 | 806 | 0.00166 | 97,317 | 484,569 | 0.98780 | 3,821,075 | 39.3 |
| **40** | 0.01615 | 1,558 | 0.00326 | 96,511 | 478,658 | 0.97905 | 3,336,506 | 34.6 |
| **45** | 0.02583 | 2,452 | 0.00523 | 94,953 | 468,632 | 0.96615 | 2,857,847 | 30.1 |
| **50** | 0.04208 | 3,892 | 0.00860 | 92,500 | 452,770 | 0.94603 | 2,389,216 | 25.8 |
| **55** | 0.06639 | 5,883 | 0.01373 | 88,608 | 428,332 | 0.92715 | 1,936,446 | 21.9 |
| **60** | 0.07977 | 6,599 | 0.01662 | 82,725 | 397,127 | 0.88387 | 1,508,114 | 18.2 |
| **65** | 0.15565 | 11,849 | 0.03376 | 76,126 | 351,008 | 0.82623 | 1,110,986 | 14.6 |
| **70** | 0.19524 | 12,549 | 0.04327 | 64,277 | 290,012 | 0.78428 | 759,978 | 11.8 |
| **75** | 0.24117 | 12,475 | 0.05485 | 51,728 | 227,451 | 0.51603 [c] | 469,966 | 9.1 |
| **80+** | 1.00000 | 39,253 | 0.16186 | 39,253 | 242,515 | - | 242,515 | 6.2 |
| **Lelaki** *Male* | | | | | | | | |
| **0** | 0.00873 | 873 | 0.00881 | 100,000 | 99,186 | 0.98955 [a] | 6,984,077 | 69.8 |
| **1** | 0.00389 | 386 | 0.00098 | 99,127 | 395,590 | 0.99738 [b] | 6,884,892 | 69.5 |
| **5** | 0.00090 | 89 | 0.00018 | 98,741 | 493,480 | 0.99858 | 6,489,301 | 65.7 |
| **10** | 0.00193 | 191 | 0.00039 | 98,651 | 492,779 | 0.99715 | 5,995,822 | 60.8 |
| **15** | 0.00377 | 371 | 0.00076 | 98,460 | 491,374 | 0.99517 | 5,503,042 | 55.9 |
| **20** | 0.00589 | 577 | 0.00118 | 98,089 | 489,003 | 0.99374 | 5,011,668 | 51.1 |
| **25** | 0.00663 | 646 | 0.00133 | 97,512 | 485,943 | 0.99271 | 4,522,665 | 46.4 |
| **30** | 0.00796 | 772 | 0.00160 | 96,865 | 482,398 | 0.99128 | 4,036,722 | 41.7 |
| **35** | 0.00948 | 911 | 0.00191 | 96,094 | 478,191 | 0.98643 | 3,554,324 | 37.0 |
| **40** | 0.01769 | 1,684 | 0.00357 | 95,183 | 471,705 | 0.97293 | 3,076,133 | 32.3 |
| **45** | 0.03663 | 3,425 | 0.00746 | 93,499 | 458,934 | 0.95392 | 2,604,428 | 27.9 |
| **50** | 0.05589 | 5,034 | 0.01150 | 90,074 | 437,786 | 0.93296 | 2,145,495 | 23.8 |
| **55** | 0.07884 | 6,705 | 0.01642 | 85,040 | 408,438 | 0.90985 | 1,707,709 | 20.1 |
| **60** | 0.10242 | 8,023 | 0.02159 | 78,335 | 371,618 | 0.85226 | 1,299,271 | 16.6 |
| **65** | 0.19823 | 13,938 | 0.04401 | 70,312 | 316,717 | 0.78483 | 927,653 | 13.2 |
| **70** | 0.23631 | 13,322 | 0.05359 | 56,374 | 248,568 | 0.74648 | 610,936 | 10.8 |
| **75** | 0.27605 | 11,885 | 0.06405 | 43,053 | 185,552 | 0.48795 [c] | 362,368 | 8.4 |
| **80+** | 1.00000 | 31,168 | 0.17627 | 31,168 | 176,816 | - | 176,816 | 5.7 |
| **Perempuan** *Female* | | | | | | | | |
| **0** | 0.00286 | 286 | 0.00287 | 100,000 | 99,731 | 0.99689 [a] | 7,630,457 | 76.3 |
| **1** | 0.00058 | 58 | 0.00015 | 99,714 | 398,712 | 0.99923 [b] | 7,530,727 | 75.5 |
| **5** | 0.00089 | 88 | 0.00018 | 99,656 | 498,059 | 0.99896 | 7,132,014 | 71.6 |
| **10** | 0.00119 | 118 | 0.00024 | 99,568 | 497,542 | 0.99940 | 6,633,955 | 66.6 |
| **15** | 0.00000 | - | 0.00000 | 99,449 | 497,246 | 0.99915 | 6,136,413 | 61.7 |
| **20** | 0.00170 | 169 | 0.00034 | 99,449 | 496,822 | 0.99822 | 5,639,168 | 56.7 |
| **25** | 0.00185 | 184 | 0.00037 | 99,280 | 495,939 | 0.99784 | 5,142,346 | 51.8 |
| **30** | 0.00248 | 246 | 0.00050 | 99,096 | 494,866 | 0.99551 | 4,646,406 | 46.9 |
| **35** | 0.00651 | 644 | 0.00131 | 98,850 | 492,642 | 0.98961 | 4,151,541 | 42.0 |
| **40** | 0.01430 | 1,404 | 0.00288 | 98,207 | 487,522 | 0.98555 | 3,658,898 | 37.3 |
| **45** | 0.01460 | 1,413 | 0.00294 | 96,802 | 480,479 | 0.97930 | 3,171,376 | 32.8 |
| **50** | 0.02689 | 2,565 | 0.00545 | 95,389 | 470,534 | 0.95955 | 2,690,897 | 28.2 |
| **55** | 0.05439 | 5,049 | 0.01118 | 92,824 | 451,499 | 0.94444 | 2,220,363 | 23.9 |
| **60** | 0.05679 | 4,985 | 0.01169 | 87,775 | 426,414 | 0.91592 | 1,768,864 | 20.2 |
| **65** | 0.11300 | 9,355 | 0.02395 | 82,790 | 390,562 | 0.86804 | 1,342,451 | 16.2 |
| **70** | 0.15333 | 11,260 | 0.03321 | 73,435 | 339,025 | 0.82121 | 951,888 | 13.0 |
| **75** | 0.20886 | 12,986 | 0.04664 | 62,175 | 278,410 | 0.54572 [c] | 612,864 | 9.9 |
| **80+** | 1.00000 | 49,189 | 0.14707 | 49,189 | 334,453 | - | 334,453 | 6.8 |

**Nota:** *Notes:*
[a] **Daripada umur 0 hingga kumpulan umur 1-4** *From age of 0 to age group 1-4*
[b] **Daripada umur 0, kumpulan umur 1-4 hingga kumpulan umur 5-9** *From age of 0, age group 1-4 to age group 5-9*
[c] **Daripada umur 75 hingga 80+** *From age of 75 to 80+*

**Jadual 3.6.8: Jadual hayat ringkas mengikut jantina dan umur, Temerloh, Pahang, 2024**
*Table 3.6.8: Abridged life table by sex and age, Temerloh, Pahang, 2024*

| **Umur** *Age* | **Kebarangkalian mati di antara umur x dan umur x+n** *Probability of dying between age x and age x+n* | **Bilangan kematian di antara umur x dan umur x+n** *Number of deaths between age x and age x+n* | **Kadar tengah mortaliti di antara umur x dan umur x+n** *Central mortality rate between age x and age x+n* | **Penakat (orang yang masih hidup) pada umur tepat x** *Survivors at exact age x* | **Bilangan orang hidup-tahun di antara umur x dan umur x+n** *Number of person-years lived between age x and age x+n* | **Nisbah ketakatan** *Survival ratio* | **Jumlah bilangan orang hidup-tahun selepas umur tepat x** *Total number of person-years lived after exact age x* | **Jangkaan hayat** *Life expectancy* |
|---|---|---|---|---|---|---|---|---|
| **x** | $_nq_x$ | $_nd_x$ | $_nm_x$ | $l_x$ | $_nL_x$ | $_nS_x$ | $T_x$ | $e_x$ |
| **Lelaki dan Perempuan** *Both sexes* | | | | | | | | |
| **0** | 0.00873 | 873 | 0.00880 | 100,000 | 99,193 | 0.99081 [a] | 7,168,430 | 71.7 |
| **1** | 0.00120 | 119 | 0.00030 | 99,127 | 396,210 | 0.99900 [b] | 7,069,237 | 71.3 |
| **5** | 0.00052 | 52 | 0.00010 | 99,007 | 494,908 | 0.99847 | 6,673,027 | 67.4 |
| **10** | 0.00253 | 250 | 0.00051 | 98,956 | 494,152 | 0.99710 | 6,178,120 | 62.4 |
| **15** | 0.00328 | 324 | 0.00066 | 98,705 | 492,717 | 0.99532 | 5,683,968 | 57.6 |
| **20** | 0.00609 | 599 | 0.00122 | 98,382 | 490,410 | 0.99371 | 5,191,250 | 52.8 |
| **25** | 0.00649 | 634 | 0.00130 | 97,782 | 487,326 | 0.99281 | 4,700,840 | 48.1 |
| **30** | 0.00789 | 767 | 0.00158 | 97,148 | 483,824 | 0.99105 | 4,213,514 | 43.4 |
| **35** | 0.01002 | 965 | 0.00201 | 96,381 | 479,494 | 0.98683 | 3,729,691 | 38.7 |
| **40** | 0.01635 | 1,560 | 0.00330 | 95,416 | 473,180 | 0.98004 | 3,250,197 | 34.1 |
| **45** | 0.02363 | 2,218 | 0.00478 | 93,856 | 463,735 | 0.96338 | 2,777,017 | 29.6 |
| **50** | 0.04993 | 4,575 | 0.01024 | 91,638 | 446,752 | 0.93502 | 2,313,282 | 25.2 |
| **55** | 0.08083 | 7,037 | 0.01685 | 87,063 | 417,721 | 0.91397 | 1,866,530 | 21.4 |
| **60** | 0.09169 | 7,338 | 0.01922 | 80,026 | 381,784 | 0.87697 | 1,448,809 | 18.1 |
| **65** | 0.15754 | 11,451 | 0.03420 | 72,688 | 334,812 | 0.83067 | 1,067,025 | 14.7 |
| **70** | 0.18333 | 11,227 | 0.04037 | 61,237 | 278,117 | 0.79298 | 732,213 | 12.0 |
| **75** | 0.23602 | 11,803 | 0.05352 | 50,010 | 220,542 | 0.51433 [c] | 454,096 | 9.1 |
| **80+** | 1.00000 | 38,207 | 0.16359 | 38,207 | 233,554 | - | 233,554 | 6.1 |
| **Lelaki** *Male* | | | | | | | | |
| **0** | 0.00671 | 671 | 0.00676 | 100,000 | 99,370 | 0.99282 [a] | 6,909,588 | 69.1 |
| **1** | 0.00117 | 116 | 0.00029 | 99,329 | 397,039 | 0.99910 [b] | 6,810,218 | 68.6 |
| **5** | 0.00040 | 40 | 0.00008 | 99,212 | 495,962 | 0.99821 | 6,413,178 | 64.6 |
| **10** | 0.00317 | 315 | 0.00064 | 99,172 | 495,075 | 0.99602 | 5,917,216 | 59.7 |
| **15** | 0.00479 | 473 | 0.00096 | 98,858 | 493,106 | 0.99319 | 5,422,141 | 54.8 |
| **20** | 0.00884 | 869 | 0.00177 | 98,384 | 489,749 | 0.99209 | 4,929,035 | 50.1 |
| **25** | 0.00697 | 679 | 0.00140 | 97,515 | 485,878 | 0.99087 | 4,439,286 | 45.5 |
| **30** | 0.01130 | 1,094 | 0.00227 | 96,836 | 481,444 | 0.98814 | 3,953,408 | 40.8 |
| **35** | 0.01242 | 1,189 | 0.00250 | 95,742 | 475,736 | 0.98319 | 3,471,964 | 36.3 |
| **40** | 0.02125 | 2,009 | 0.00430 | 94,553 | 467,741 | 0.97375 | 2,996,228 | 31.7 |
| **45** | 0.03137 | 2,903 | 0.00637 | 92,544 | 455,461 | 0.95140 | 2,528,487 | 27.3 |
| **50** | 0.06639 | 5,951 | 0.01373 | 89,641 | 433,325 | 0.91696 | 2,073,026 | 23.1 |
| **55** | 0.10087 | 8,442 | 0.02125 | 83,689 | 397,342 | 0.89083 | 1,639,701 | 19.6 |
| **60** | 0.11840 | 8,909 | 0.02517 | 75,248 | 353,965 | 0.84620 | 1,242,359 | 16.5 |
| **65** | 0.19396 | 12,867 | 0.04296 | 66,338 | 299,524 | 0.79802 | 888,394 | 13.4 |
| **70** | 0.21193 | 11,332 | 0.04741 | 53,471 | 239,026 | 0.75608 | 588,870 | 11.0 |
| **75** | 0.28451 | 11,989 | 0.06634 | 42,139 | 180,722 | 0.48342 [c] | 349,845 | 8.3 |
| **80+** | 1.00000 | 30,150 | 0.17827 | 30,150 | 169,123 | - | 169,123 | 5.6 |
| **Perempuan** *Female* | | | | | | | | |
| **0** | 0.01103 | 1,103 | 0.01114 | 100,000 | 98,989 | 0.98854 [a] | 7,471,619 | 74.7 |
| **1** | 0.00124 | 122 | 0.00031 | 98,897 | 395,282 | 0.99887 [b] | 7,372,630 | 74.5 |
| **5** | 0.00065 | 64 | 0.00013 | 98,774 | 493,712 | 0.99874 | 6,977,348 | 70.6 |
| **10** | 0.00186 | 184 | 0.00037 | 98,710 | 493,091 | 0.99828 | 6,483,636 | 65.7 |
| **15** | 0.00159 | 156 | 0.00032 | 98,526 | 492,241 | 0.99787 | 5,990,545 | 60.8 |
| **20** | 0.00268 | 264 | 0.00054 | 98,370 | 491,191 | 0.99576 | 5,498,304 | 55.9 |
| **25** | 0.00581 | 570 | 0.00117 | 98,106 | 489,106 | 0.99506 | 5,007,113 | 51.0 |
| **30** | 0.00407 | 397 | 0.00082 | 97,536 | 486,689 | 0.99434 | 4,518,006 | 46.3 |
| **35** | 0.00726 | 705 | 0.00146 | 97,139 | 483,935 | 0.99092 | 4,031,317 | 41.5 |
| **40** | 0.01092 | 1,053 | 0.00220 | 96,435 | 479,540 | 0.98657 | 3,547,382 | 36.8 |
| **45** | 0.01598 | 1,524 | 0.00322 | 95,381 | 473,097 | 0.97573 | 3,067,842 | 32.2 |
| **50** | 0.03269 | 3,068 | 0.00665 | 93,858 | 461,617 | 0.95305 | 2,594,745 | 27.6 |
| **55** | 0.06169 | 5,601 | 0.01273 | 90,789 | 439,945 | 0.93704 | 2,133,128 | 23.5 |
| **60** | 0.06431 | 5,479 | 0.01329 | 85,189 | 412,247 | 0.90704 | 1,693,183 | 19.9 |
| **65** | 0.12358 | 9,850 | 0.02634 | 79,710 | 373,925 | 0.86097 | 1,280,936 | 16.1 |
| **70** | 0.15665 | 10,944 | 0.03399 | 69,860 | 321,940 | 0.82705 | 907,010 | 13.0 |
| **75** | 0.19227 | 11,328 | 0.04254 | 58,916 | 266,261 | 0.54491 [c] | 585,070 | 9.9 |
| **80+** | 1.00000 | 47,588 | 0.14927 | 47,588 | 318,809 | - | 318,809 | 6.7 |

**Nota:** [a] **Daripada umur 0 hingga kumpulan umur 1-4**
*Notes:* *From age of 0 to age group 1-4*

[b] **Daripada umur 0, kumpulan umur 1-4 hingga kumpulan umur 5-9**
*From age of 0, age group 1-4 to age group 5-9*

[c] **Daripada umur 75 hingga 80+**
*From age of 75 to 80+*

**Jadual 3.6.9: Jadual hayat ringkas mengikut jantina dan umur, Rompin, Pahang, 2024**
*Table 3.6.9: Abridged life table by sex and age, Rompin, Pahang, 2024*

| **Umur** *Age* | **Kebarangkalian mati di antara umur x dan umur x+n** *Probability of dying between age x and age x+n* | **Bilangan kematian di antara umur x dan umur x+n** *Number of deaths between age x and age x+n* | **Kadar tengah mortaliti di antara umur x dan umur x+n** *Central mortality rate between age x and age x+n* | **Penakat (orang yang masih hidup) pada umur tepat x** *Survivors at exact age x* | **Bilangan orang hidup-tahun di antara umur x dan umur x+n** *Number of person-years lived between age x and age x+n* | **Nisbah ketakatan** *Survival ratio* | **Jumlah bilangan orang hidup-tahun selepas umur tepat x** *Total number of person-years lived after exact age x* | **Jangkaan hayat** *Life expectancy* |
|---|---|---|---|---|---|---|---|---|
| **x** | $_nq_x$ | $_nd_x$ | $_nm_x$ | $l_x$ | $_nL_x$ | $_nS_x$ | $T_x$ | $e_x$ |
| **Lelaki dan Perempuan** *Both sexes* | | | | | | | | |
| **0** | 0.00751 | 751 | 0.00756 | 100,000 | 99,303 | 0.99160 [a] | 6,816,576 | 68.2 |
| **1** | 0.00201 | 200 | 0.00050 | 99,249 | 396,498 | 0.99852 [b] | 6,717,272 | 67.7 |
| **5** | 0.00072 | 71 | 0.00014 | 99,049 | 495,067 | 0.99823 | 6,320,774 | 63.8 |
| **10** | 0.00282 | 279 | 0.00056 | 98,978 | 494,193 | 0.99515 | 5,825,707 | 58.9 |
| **15** | 0.00689 | 680 | 0.00138 | 98,699 | 491,796 | 0.99257 | 5,331,514 | 54.0 |
| **20** | 0.00797 | 781 | 0.00160 | 98,019 | 488,145 | 0.99140 | 4,839,718 | 49.4 |
| **25** | 0.00925 | 899 | 0.00186 | 97,239 | 483,945 | 0.98920 | 4,351,573 | 44.8 |
| **30** | 0.01237 | 1,192 | 0.00249 | 96,339 | 478,716 | 0.98555 | 3,867,628 | 40.1 |
| **35** | 0.01654 | 1,574 | 0.00334 | 95,147 | 471,801 | 0.98134 | 3,388,912 | 35.6 |
| **40** | 0.02080 | 1,947 | 0.00420 | 93,573 | 462,999 | 0.97255 | 2,917,111 | 31.2 |
| **45** | 0.03423 | 3,136 | 0.00696 | 91,627 | 450,292 | 0.95779 | 2,454,112 | 26.8 |
| **50** | 0.05048 | 4,467 | 0.01036 | 88,490 | 431,285 | 0.94432 | 2,003,820 | 22.6 |
| **55** | 0.06115 | 5,138 | 0.01262 | 84,024 | 407,272 | 0.92175 | 1,572,535 | 18.7 |
| **60** | 0.09646 | 7,609 | 0.02027 | 78,885 | 375,403 | 0.86979 | 1,165,263 | 14.8 |
| **65** | 0.16757 | 11,943 | 0.03658 | 71,276 | 326,521 | 0.71502 | 789,860 | 11.1 |
| **70** | 0.42604 | 25,278 | 0.10827 | 59,333 | 233,468 | 0.57295 | 463,338 | 7.8 |
| **75** | 0.42881 | 14,603 | 0.10917 | 34,055 | 133,766 | 0.41808 [c] | 229,871 | 6.8 |
| **80+** | 1.00000 | 19,452 | 0.20240 | 19,452 | 96,105 | - | 96,105 | 4.9 |
| **Lelaki** *Male* | | | | | | | | |
| **0** | 0.01009 | 1,009 | 0.01019 | 100,000 | 99,063 | 0.98898 [a] | 6,582,936 | 65.8 |
| **1** | 0.00228 | 225 | 0.00057 | 98,991 | 395,428 | 0.99831 [b] | 6,483,873 | 65.5 |
| **5** | 0.00071 | 70 | 0.00014 | 98,765 | 493,653 | 0.99823 | 6,088,445 | 61.6 |
| **10** | 0.00284 | 281 | 0.00057 | 98,696 | 492,777 | 0.99350 | 5,594,792 | 56.7 |
| **15** | 0.01017 | 1,001 | 0.00204 | 98,415 | 489,574 | 0.98948 | 5,102,015 | 51.8 |
| **20** | 0.01087 | 1,058 | 0.00218 | 97,414 | 484,426 | 0.98962 | 4,612,441 | 47.3 |
| **25** | 0.00989 | 953 | 0.00199 | 96,356 | 479,397 | 0.98823 | 4,128,015 | 42.8 |
| **30** | 0.01367 | 1,304 | 0.00275 | 95,403 | 473,753 | 0.98438 | 3,648,618 | 38.2 |
| **35** | 0.01759 | 1,655 | 0.00355 | 94,098 | 466,354 | 0.97968 | 3,174,865 | 33.7 |
| **40** | 0.02310 | 2,136 | 0.00467 | 92,443 | 456,877 | 0.96991 | 2,708,511 | 29.3 |
| **45** | 0.03724 | 3,363 | 0.00759 | 90,308 | 443,130 | 0.95444 | 2,251,634 | 24.9 |
| **50** | 0.05420 | 4,712 | 0.01114 | 86,945 | 422,943 | 0.93363 | 1,808,503 | 20.8 |
| **55** | 0.07924 | 6,516 | 0.01650 | 82,233 | 394,873 | 0.89677 | 1,385,560 | 16.8 |
| **60** | 0.12929 | 9,790 | 0.02765 | 75,716 | 354,108 | 0.83573 | 990,688 | 13.1 |
| **65** | 0.20445 | 13,479 | 0.04555 | 65,927 | 295,938 | 0.65741 | 636,579 | 9.7 |
| **70** | 0.51622 | 27,075 | 0.13916 | 52,448 | 194,554 | 0.47850 | 340,642 | 6.5 |
| **75** | 0.53240 | 13,509 | 0.14511 | 25,373 | 93,095 | 0.36275 [c] | 146,088 | 5.8 |
| **80+** | 1.00000 | 11,865 | 0.22389 | 11,865 | 52,993 | - | 52,993 | 4.5 |
| **Perempuan** *Female* | | | | | | | | |
| **0** | 0.00472 | 472 | 0.00475 | 100,000 | 99,558 | 0.99448 [a] | 7,114,433 | 71.1 |
| **1** | 0.00173 | 172 | 0.00043 | 99,528 | 397,682 | 0.99870 [b] | 7,014,875 | 70.5 |
| **5** | 0.00073 | 72 | 0.00015 | 99,355 | 496,594 | 0.99824 | 6,617,194 | 66.6 |
| **10** | 0.00279 | 277 | 0.00056 | 99,283 | 495,722 | 0.99702 | 6,120,599 | 61.6 |
| **15** | 0.00318 | 314 | 0.00064 | 99,006 | 494,244 | 0.99637 | 5,624,878 | 56.8 |
| **20** | 0.00409 | 403 | 0.00082 | 98,692 | 492,450 | 0.99381 | 5,130,633 | 52.0 |
| **25** | 0.00830 | 815 | 0.00167 | 98,288 | 489,403 | 0.99064 | 4,638,183 | 47.2 |
| **30** | 0.01043 | 1,017 | 0.00210 | 97,473 | 484,822 | 0.98726 | 4,148,780 | 42.6 |
| **35** | 0.01506 | 1,453 | 0.00304 | 96,456 | 478,647 | 0.98372 | 3,663,957 | 38.0 |
| **40** | 0.01752 | 1,665 | 0.00354 | 95,003 | 470,853 | 0.97587 | 3,185,310 | 33.5 |
| **45** | 0.03085 | 2,880 | 0.00627 | 93,338 | 459,492 | 0.96140 | 2,714,457 | 29.1 |
| **50** | 0.04660 | 4,215 | 0.00954 | 90,458 | 441,755 | 0.95452 | 2,254,965 | 24.9 |
| **55** | 0.04430 | 3,821 | 0.00906 | 86,243 | 421,666 | 0.94394 | 1,813,211 | 21.0 |
| **60** | 0.06836 | 5,635 | 0.01416 | 82,423 | 398,028 | 0.89898 | 1,391,545 | 16.9 |
| **65** | 0.13607 | 10,449 | 0.02920 | 76,788 | 357,819 | 0.77666 | 993,517 | 12.9 |
| **70** | 0.32436 | 21,518 | 0.07743 | 66,339 | 277,902 | 0.67556 | 635,698 | 9.6 |
| **75** | 0.32456 | 14,547 | 0.07749 | 44,822 | 187,740 | 0.47529 [c] | 357,796 | 8.0 |
| **80+** | 1.00000 | 30,274 | 0.17803 | 30,274 | 170,056 | - | 170,056 | 5.6 |

**Nota:** *Notes:*
[a] **Daripada umur 0 hingga kumpulan umur 1-4** *From age of 0 to age group 1-4*
[b] **Daripada umur 0, kumpulan umur 1-4 hingga kumpulan umur 5-9** *From age of 0, age group 1-4 to age group 5-9*
[c] **Daripada umur 75 hingga 80+** *From age of 75 to 80+*

**Jadual 3.6.10: Jadual hayat ringkas mengikut jantina dan umur, Maran, Pahang, 2024**
*Table 3.6.10: Abridged life table by sex and age, Maran, Pahang, 2024*

| **Umur** *Age* | **Kebarangkalian mati di antara umur x dan umur x+n** *Probability of dying between age x and age x+n* | **Bilangan kematian di antara umur x dan umur x+n** *Number of deaths between age x and age x+n* | **Kadar tengah mortaliti di antara umur x dan umur x+n** *Central mortality rate between age x and age x+n* | **Penakat (orang yang masih hidup) pada umur tepat x** *Survivors at exact age x* | **Bilangan orang hidup-tahun di antara umur x dan umur x+n** *Number of person-years lived between age x and age x+n* | **Nisbah ketakatan** *Survival ratio* | **Jumlah bilangan orang hidup-tahun selepas umur tepat x** *Total number of person-years lived after exact age x* | **Jangkaan hayat** *Life expectancy* |
|---|---|---|---|---|---|---|---|---|
| **x** | $_nq_x$ | $_nd_x$ | $_nm_x$ | $l_x$ | $_nL_x$ | $_nS_x$ | $T_x$ | $e_x$ |
| **Lelaki dan Perempuan** *Both sexes* | | | | | | | | |
| **0** | 0.00582 | 582 | 0.00585 | 100,000 | 99,457 | 0.99374 [a] | 6,965,508 | 69.7 |
| **1** | 0.00105 | 105 | 0.00026 | 99,418 | 397,412 | 0.99896 [b] | 6,866,051 | 69.1 |
| **5** | 0.00087 | 86 | 0.00017 | 99,313 | 496,351 | 0.99823 | 6,468,639 | 65.1 |
| **10** | 0.00267 | 265 | 0.00054 | 99,227 | 495,472 | 0.99674 | 5,972,288 | 60.2 |
| **15** | 0.00385 | 381 | 0.00077 | 98,962 | 493,858 | 0.99603 | 5,476,816 | 55.3 |
| **20** | 0.00409 | 403 | 0.00082 | 98,581 | 491,899 | 0.99426 | 4,982,958 | 50.5 |
| **25** | 0.00739 | 726 | 0.00148 | 98,178 | 489,076 | 0.99206 | 4,491,059 | 45.7 |
| **30** | 0.00849 | 827 | 0.00170 | 97,452 | 485,194 | 0.98871 | 4,001,983 | 41.1 |
| **35** | 0.01411 | 1,364 | 0.00284 | 96,625 | 479,717 | 0.98243 | 3,516,789 | 36.4 |
| **40** | 0.02108 | 2,008 | 0.00426 | 95,261 | 471,287 | 0.97037 | 3,037,073 | 31.9 |
| **45** | 0.03838 | 3,579 | 0.00783 | 93,254 | 457,321 | 0.95643 | 2,565,785 | 27.5 |
| **50** | 0.04897 | 4,391 | 0.01004 | 89,675 | 437,397 | 0.94597 | 2,108,464 | 23.5 |
| **55** | 0.05935 | 5,061 | 0.01223 | 85,284 | 413,765 | 0.92731 | 1,671,067 | 19.6 |
| **60** | 0.08688 | 6,970 | 0.01817 | 80,222 | 383,687 | 0.89343 | 1,257,302 | 15.7 |
| **65** | 0.12813 | 9,386 | 0.02738 | 73,252 | 342,798 | 0.80017 | 873,615 | 11.9 |
| **70** | 0.28207 | 18,015 | 0.06568 | 63,867 | 274,297 | 0.59219 | 530,817 | 8.3 |
| **75** | 0.58296 | 26,730 | 0.16456 | 45,852 | 162,436 | 0.36677 [c] | 256,519 | 5.6 |
| **80+** | 1.00000 | 19,122 | 0.20325 | 19,122 | 94,084 | - | 94,084 | 4.9 |
| **Lelaki** *Male* | | | | | | | | |
| **0** | 0.00664 | 664 | 0.00669 | 100,000 | 99,376 | 0.99312 [a] | 6,715,437 | 67.2 |
| **1** | 0.00067 | 66 | 0.00017 | 99,336 | 397,186 | 0.99929 [b] | 6,616,061 | 66.6 |
| **5** | 0.00055 | 55 | 0.00011 | 99,269 | 496,211 | 0.99804 | 6,218,875 | 62.6 |
| **10** | 0.00337 | 334 | 0.00067 | 99,215 | 495,239 | 0.99489 | 5,722,664 | 57.7 |
| **15** | 0.00686 | 679 | 0.00138 | 98,881 | 492,706 | 0.99335 | 5,227,425 | 52.9 |
| **20** | 0.00644 | 633 | 0.00129 | 98,202 | 489,428 | 0.99227 | 4,734,719 | 48.2 |
| **25** | 0.00903 | 881 | 0.00181 | 97,569 | 485,645 | 0.99119 | 4,245,291 | 43.5 |
| **30** | 0.00858 | 830 | 0.00172 | 96,689 | 481,369 | 0.98633 | 3,759,645 | 38.9 |
| **35** | 0.01881 | 1,803 | 0.00380 | 95,859 | 474,787 | 0.97805 | 3,278,276 | 34.2 |
| **40** | 0.02515 | 2,365 | 0.00509 | 94,056 | 464,366 | 0.96468 | 2,803,490 | 29.8 |
| **45** | 0.04575 | 4,195 | 0.00936 | 91,690 | 447,964 | 0.94660 | 2,339,124 | 25.5 |
| **50** | 0.06142 | 5,374 | 0.01267 | 87,495 | 424,042 | 0.92938 | 1,891,159 | 21.6 |
| **55** | 0.08043 | 6,605 | 0.01676 | 82,122 | 394,095 | 0.90618 | 1,467,117 | 17.9 |
| **60** | 0.10838 | 8,184 | 0.02292 | 75,516 | 357,121 | 0.86926 | 1,073,022 | 14.2 |
| **65** | 0.15582 | 10,492 | 0.03380 | 67,332 | 310,430 | 0.77437 | 715,901 | 10.6 |
| **70** | 0.30833 | 17,525 | 0.07291 | 56,840 | 240,387 | 0.51049 | 405,471 | 7.1 |
| **75** | 0.75145 | 29,543 | 0.24074 | 39,315 | 122,716 | 0.25665 [c] | 165,084 | 4.2 |
| **80+** | 1.00000 | 9,772 | 0.23064 | 9,772 | 42,368 | - | 42,368 | 4.3 |
| **Perempuan** *Female* | | | | | | | | |
| **0** | 0.00495 | 495 | 0.00497 | 100,000 | 99,537 | 0.99438 [a] | 7,249,404 | 72.5 |
| **1** | 0.00148 | 147 | 0.00037 | 99,505 | 397,654 | 0.99857 [b] | 7,149,867 | 71.9 |
| **5** | 0.00123 | 122 | 0.00025 | 99,358 | 496,482 | 0.99844 | 6,752,214 | 68.0 |
| **10** | 0.00189 | 187 | 0.00038 | 99,235 | 495,708 | 0.99889 | 6,255,732 | 63.0 |
| **15** | 0.00032 | 32 | 0.00006 | 99,048 | 495,159 | 0.99903 | 5,760,024 | 58.2 |
| **20** | 0.00162 | 161 | 0.00032 | 99,016 | 494,679 | 0.99656 | 5,264,865 | 53.2 |
| **25** | 0.00527 | 521 | 0.00106 | 98,856 | 492,975 | 0.99320 | 4,770,186 | 48.3 |
| **30** | 0.00834 | 820 | 0.00168 | 98,334 | 489,622 | 0.99182 | 4,277,211 | 43.5 |
| **35** | 0.00801 | 781 | 0.00161 | 97,514 | 485,619 | 0.98797 | 3,787,589 | 38.8 |
| **40** | 0.01608 | 1,555 | 0.00324 | 96,733 | 479,778 | 0.97704 | 3,301,970 | 34.1 |
| **45** | 0.02996 | 2,852 | 0.00608 | 95,178 | 468,761 | 0.96722 | 2,822,192 | 29.7 |
| **50** | 0.03569 | 3,295 | 0.00727 | 92,326 | 453,395 | 0.96345 | 2,353,431 | 25.5 |
| **55** | 0.03745 | 3,334 | 0.00763 | 89,032 | 436,822 | 0.94799 | 1,900,036 | 21.3 |
| **60** | 0.06715 | 5,754 | 0.01390 | 85,697 | 414,102 | 0.91340 | 1,463,214 | 17.1 |
| **65** | 0.10745 | 8,590 | 0.02271 | 79,943 | 378,241 | 0.82023 | 1,049,112 | 13.1 |
| **70** | 0.26080 | 18,609 | 0.05998 | 71,353 | 310,243 | 0.65517 | 670,871 | 9.4 |
| **75** | 0.45851 | 24,184 | 0.11898 | 52,744 | 203,261 | 0.43637 [c] | 360,628 | 6.8 |
| **80+** | 1.00000 | 28,560 | 0.18149 | 28,560 | 157,368 | - | 157,368 | 5.5 |

**Nota:** *Notes:*
[a] **Daripada umur 0 hingga kumpulan umur 1-4** *From age of 0 to age group 1-4*
[b] **Daripada umur 0, kumpulan umur 1-4 hingga kumpulan umur 5-9** *From age of 0, age group 1-4 to age group 5-9*
[c] **Daripada umur 75 hingga 80+** *From age of 75 to 80+*

**Jadual 3.6.11: Jadual hayat ringkas mengikut jantina dan umur, Bera, Pahang, 2024**
*Table 3.6.11: Abridged life table by sex and age, Bera, Pahang, 2024*

| **Umur** *Age* | **Kebarangkalian mati di antara umur x dan umur x+n** *Probability of dying between age x and age x+n* | **Bilangan kematian di antara umur x dan umur x+n** *Number of deaths between age x and age x+n* | **Kadar tengah mortaliti di antara umur x dan umur x+n** *Central mortality rate between age x and age x+n* | **Penakat (orang yang masih hidup) pada umur tepat x** *Survivors at exact age x* | **Bilangan orang hidup-tahun di antara umur x dan umur x+n** *Number of person-years lived between age x and age x+n* | **Nisbah ketakatan** *Survival ratio* | **Jumlah bilangan orang hidup-tahun selepas umur tepat x** *Total number of person-years lived after exact age x* | **Jangkaan hayat** *Life expectancy* |
|---|---|---|---|---|---|---|---|---|
| **x** | $_nq_x$ | $_nd_x$ | $_nm_x$ | $l_x$ | $_nL_x$ | $_nS_x$ | $T_x$ | $e_x$ |
| **Lelaki dan Perempuan** *Both sexes* | | | | | | | | |
| **0** | 0.00747 | 747 | 0.00752 | 100,000 | 99,307 | 0.99172 [a] | 7,198,779 | 72.0 |
| **1** | 0.00187 | 186 | 0.00047 | 99,253 | 396,551 | 0.99865 [b] | 7,099,471 | 71.5 |
| **5** | 0.00060 | 59 | 0.00012 | 99,067 | 495,190 | 0.99923 | 6,702,920 | 67.7 |
| **10** | 0.00094 | 93 | 0.00019 | 99,008 | 494,809 | 0.99874 | 6,207,730 | 62.7 |
| **15** | 0.00159 | 157 | 0.00032 | 98,915 | 494,184 | 0.99778 | 5,712,921 | 57.8 |
| **20** | 0.00285 | 281 | 0.00057 | 98,758 | 493,088 | 0.99588 | 5,218,737 | 52.8 |
| **25** | 0.00539 | 531 | 0.00108 | 98,477 | 491,058 | 0.99288 | 4,725,649 | 48.0 |
| **30** | 0.00886 | 868 | 0.00178 | 97,946 | 487,561 | 0.98917 | 4,234,591 | 43.2 |
| **35** | 0.01283 | 1,245 | 0.00258 | 97,078 | 482,278 | 0.98591 | 3,747,030 | 38.6 |
| **40** | 0.01537 | 1,473 | 0.00310 | 95,833 | 475,484 | 0.97888 | 3,264,752 | 34.1 |
| **45** | 0.02695 | 2,543 | 0.00546 | 94,360 | 465,444 | 0.96542 | 2,789,268 | 29.6 |
| **50** | 0.04242 | 3,895 | 0.00867 | 91,817 | 449,348 | 0.94460 | 2,323,825 | 25.3 |
| **55** | 0.06895 | 6,063 | 0.01428 | 87,922 | 424,455 | 0.92392 | 1,874,477 | 21.3 |
| **60** | 0.08372 | 6,854 | 0.01748 | 81,860 | 392,164 | 0.88710 | 1,450,022 | 17.7 |
| **65** | 0.14475 | 10,857 | 0.03121 | 75,006 | 347,888 | 0.82059 | 1,057,858 | 14.1 |
| **70** | 0.21994 | 14,109 | 0.04942 | 64,149 | 285,474 | 0.74882 | 709,970 | 11.1 |
| **75** | 0.29124 | 14,574 | 0.06818 | 50,040 | 213,767 | 0.49642 [c] | 424,497 | 8.5 |
| **80+** | 1.00000 | 35,466 | 0.16830 | 35,466 | 210,729 | - | 210,729 | 5.9 |
| **Lelaki** *Male* | | | | | | | | |
| **0** | 0.01128 | 1,128 | 0.01140 | 100,000 | 98,956 | 0.98768 [a] | 6,897,199 | 69.0 |
| **1** | 0.00256 | 253 | 0.00064 | 98,872 | 394,886 | 0.99809 [b] | 6,798,243 | 68.8 |
| **5** | 0.00079 | 78 | 0.00016 | 98,619 | 492,900 | 0.99886 | 6,403,357 | 64.9 |
| **10** | 0.00150 | 147 | 0.00030 | 98,541 | 492,336 | 0.99789 | 5,910,458 | 60.0 |
| **15** | 0.00273 | 268 | 0.00055 | 98,393 | 491,297 | 0.99673 | 5,418,122 | 55.1 |
| **20** | 0.00382 | 375 | 0.00077 | 98,125 | 489,689 | 0.99559 | 4,926,825 | 50.2 |
| **25** | 0.00501 | 490 | 0.00100 | 97,750 | 487,527 | 0.99318 | 4,437,137 | 45.4 |
| **30** | 0.00863 | 839 | 0.00173 | 97,261 | 484,204 | 0.98762 | 3,949,609 | 40.6 |
| **35** | 0.01616 | 1,558 | 0.00326 | 96,421 | 478,210 | 0.98344 | 3,465,405 | 35.9 |
| **40** | 0.01696 | 1,609 | 0.00342 | 94,863 | 470,294 | 0.97111 | 2,987,194 | 31.5 |
| **45** | 0.04103 | 3,826 | 0.00838 | 93,254 | 456,708 | 0.95023 | 2,516,901 | 27.0 |
| **50** | 0.05888 | 5,266 | 0.01213 | 89,429 | 433,979 | 0.92544 | 2,060,193 | 23.0 |
| **55** | 0.09121 | 7,677 | 0.01911 | 84,163 | 401,624 | 0.90568 | 1,626,214 | 19.3 |
| **60** | 0.09775 | 7,476 | 0.02055 | 76,486 | 363,742 | 0.86156 | 1,224,590 | 16.0 |
| **65** | 0.18355 | 12,667 | 0.04042 | 69,010 | 313,383 | 0.77939 | 860,848 | 12.5 |
| **70** | 0.26600 | 14,987 | 0.06136 | 56,343 | 244,247 | 0.68479 | 547,465 | 9.7 |
| **75** | 0.38224 | 15,808 | 0.09451 | 41,356 | 167,259 | 0.44839 [c] | 303,217 | 7.3 |
| **80+** | 1.00000 | 25,548 | 0.18791 | 25,548 | 135,959 | - | 135,959 | 5.3 |
| **Perempuan** *Female* | | | | | | | | |
| **0** | 0.00269 | 269 | 0.00270 | 100,000 | 99,747 | 0.99679 [a] | 7,562,167 | 75.6 |
| **1** | 0.00112 | 112 | 0.00028 | 99,731 | 398,646 | 0.99920 [b] | 7,462,421 | 74.8 |
| **5** | 0.00040 | 40 | 0.00008 | 99,619 | 497,996 | 0.99961 | 7,063,774 | 70.9 |
| **10** | 0.00038 | 38 | 0.00008 | 99,579 | 497,803 | 0.99964 | 6,565,778 | 65.9 |
| **15** | 0.00033 | 33 | 0.00007 | 99,542 | 497,625 | 0.99903 | 6,067,975 | 61.0 |
| **20** | 0.00161 | 161 | 0.00032 | 99,509 | 497,141 | 0.99618 | 5,570,350 | 56.0 |
| **25** | 0.00604 | 600 | 0.00121 | 99,348 | 495,239 | 0.99238 | 5,073,209 | 51.1 |
| **30** | 0.00922 | 910 | 0.00185 | 98,748 | 491,465 | 0.99118 | 4,577,970 | 46.4 |
| **35** | 0.00843 | 824 | 0.00169 | 97,838 | 487,128 | 0.98911 | 4,086,505 | 41.8 |
| **40** | 0.01338 | 1,298 | 0.00269 | 97,013 | 481,822 | 0.98718 | 3,599,377 | 37.1 |
| **45** | 0.01225 | 1,172 | 0.00246 | 95,716 | 475,647 | 0.98149 | 3,117,555 | 32.6 |
| **50** | 0.02486 | 2,350 | 0.00503 | 94,543 | 466,841 | 0.96420 | 2,641,908 | 27.9 |
| **55** | 0.04703 | 4,336 | 0.00963 | 92,193 | 450,127 | 0.94242 | 2,175,067 | 23.6 |
| **60** | 0.06865 | 6,031 | 0.01422 | 87,858 | 424,210 | 0.91097 | 1,724,939 | 19.6 |
| **65** | 0.11092 | 9,076 | 0.02349 | 81,826 | 386,441 | 0.85847 | 1,300,729 | 15.9 |
| **70** | 0.17595 | 12,800 | 0.03858 | 72,750 | 331,749 | 0.80721 | 914,289 | 12.6 |
| **75** | 0.21322 | 12,782 | 0.04773 | 59,950 | 267,793 | 0.54030 [c] | 582,540 | 9.7 |
| **80+** | 1.00000 | 47,167 | 0.14986 | 47,167 | 314,747 | - | 314,747 | 6.7 |

**Nota:** *Notes:*
[a] **Daripada umur 0 hingga kumpulan umur 1-4** *From age of 0 to age group 1-4*
[b] **Daripada umur 0, kumpulan umur 1-4 hingga kumpulan umur 5-9** *From age of 0, age group 1-4 to age group 5-9*
[c] **Daripada umur 75 hingga 80+** *From age of 75 to 80+*

# NEGERI & DAERAH PENTADBIRAN

## *STATE & ADMINISTRATIVE DISTRICT*

# PERAK

# 2024

**Muka surat ini sengaja dibiarkan kosong**

*This page is deliberately left blank*

**Jadual 3.7: Jadual hayat ringkas mengikut jantina dan umur, Perak, 2024**
*Table 3.7: Abridged life table by sex and age, Perak, 2024*

| **Umur** *Age* | **Kebarangkalian mati di antara umur x dan umur x+n** *Probability of dying between age x and age x+n* | **Bilangan kematian di antara umur x dan umur x+n** *Number of deaths between age x and age x+n* | **Kadar tengah mortaliti di antara umur x dan umur x+n** *Central mortality rate between age x and age x+n* | **Penakat (orang yang masih hidup) pada umur tepat x** *Survivors at exact age x* | **Bilangan orang hidup-tahun di antara umur x dan umur x+n** *Number of person-years lived between age x and age x+n* | **Nisbah ketakatan** *Survival ratio* | **Jumlah bilangan orang hidup-tahun selepas umur tepat x** *Total number of person-years lived after exact age x* | **Jangkaan hayat** *Life expectancy* |
|---|---|---|---|---|---|---|---|---|
| **x** | $_nq_x$ | $_nd_x$ | $_nm_x$ | $l_x$ | $_nL_x$ | $_nS_x$ | $T_x$ | $e_x$ |
| **Lelaki dan Perempuan** *Both sexes* | | | | | | | | |
| **0** | 0.00731 | 731 | 0.00736 | 100,000 | 99,321 | 0.99214 [a] | 7,351,342 | 73.5 |
| **1** | 0.00132 | 131 | 0.00033 | 99,269 | 396,748 | 0.99879 [b] | 7,252,021 | 73.1 |
| **5** | 0.00089 | 88 | 0.00018 | 99,137 | 495,467 | 0.99899 | 6,855,273 | 69.1 |
| **10** | 0.00113 | 112 | 0.00023 | 99,050 | 494,968 | 0.99790 | 6,359,805 | 64.2 |
| **15** | 0.00306 | 303 | 0.00061 | 98,938 | 493,930 | 0.99692 | 5,864,837 | 59.3 |
| **20** | 0.00309 | 305 | 0.00062 | 98,634 | 492,409 | 0.99604 | 5,370,908 | 54.5 |
| **25** | 0.00484 | 476 | 0.00097 | 98,329 | 490,457 | 0.99412 | 4,878,498 | 49.6 |
| **30** | 0.00693 | 678 | 0.00139 | 97,853 | 487,572 | 0.99134 | 4,388,041 | 44.8 |
| **35** | 0.01041 | 1,011 | 0.00209 | 97,175 | 483,349 | 0.98696 | 3,900,469 | 40.1 |
| **40** | 0.01570 | 1,510 | 0.00317 | 96,164 | 477,045 | 0.98014 | 3,417,120 | 35.5 |
| **45** | 0.02409 | 2,280 | 0.00488 | 94,654 | 467,570 | 0.96732 | 2,940,074 | 31.1 |
| **50** | 0.04148 | 3,832 | 0.00847 | 92,374 | 452,289 | 0.94820 | 2,472,505 | 26.8 |
| **55** | 0.06255 | 5,539 | 0.01291 | 88,542 | 428,862 | 0.93143 | 2,020,216 | 22.8 |
| **60** | 0.07499 | 6,224 | 0.01558 | 83,003 | 399,454 | 0.90570 | 1,591,355 | 19.2 |
| **65** | 0.11517 | 8,843 | 0.02444 | 76,779 | 361,787 | 0.86290 | 1,191,900 | 15.5 |
| **70** | 0.16187 | 10,997 | 0.03523 | 67,936 | 312,186 | 0.79501 | 830,114 | 12.2 |
| **75** | 0.25644 | 14,601 | 0.05883 | 56,939 | 248,191 | 0.52080 [c] | 517,927 | 9.1 |
| **80+** | 1.00000 | 42,338 | 0.15696 | 42,338 | 269,737 | - | 269,737 | 6.4 |
| **Lelaki** *Male* | | | | | | | | |
| **0** | 0.00827 | 827 | 0.00833 | 100,000 | 99,228 | 0.99116 [a] | 7,068,199 | 70.7 |
| **1** | 0.00145 | 143 | 0.00036 | 99,173 | 396,354 | 0.99864 [b] | 6,968,971 | 70.3 |
| **5** | 0.00098 | 97 | 0.00020 | 99,030 | 494,908 | 0.99886 | 6,572,617 | 66.4 |
| **10** | 0.00130 | 129 | 0.00026 | 98,933 | 494,343 | 0.99701 | 6,077,709 | 61.4 |
| **15** | 0.00467 | 461 | 0.00094 | 98,804 | 492,867 | 0.99551 | 5,583,366 | 56.5 |
| **20** | 0.00431 | 424 | 0.00086 | 98,343 | 490,654 | 0.99483 | 5,090,499 | 51.8 |
| **25** | 0.00603 | 590 | 0.00121 | 97,919 | 488,117 | 0.99285 | 4,599,846 | 47.0 |
| **30** | 0.00827 | 805 | 0.00166 | 97,328 | 484,629 | 0.98950 | 4,111,729 | 42.2 |
| **35** | 0.01274 | 1,230 | 0.00257 | 96,523 | 479,541 | 0.98349 | 3,627,100 | 37.6 |
| **40** | 0.02032 | 1,936 | 0.00411 | 95,293 | 471,625 | 0.97393 | 3,147,559 | 33.0 |
| **45** | 0.03194 | 2,982 | 0.00649 | 93,357 | 459,328 | 0.95588 | 2,675,934 | 28.7 |
| **50** | 0.05671 | 5,125 | 0.01167 | 90,375 | 439,061 | 0.92970 | 2,216,605 | 24.5 |
| **55** | 0.08471 | 7,222 | 0.01769 | 85,250 | 408,194 | 0.90886 | 1,777,545 | 20.9 |
| **60** | 0.09817 | 7,660 | 0.02065 | 78,028 | 370,990 | 0.87947 | 1,369,350 | 17.5 |
| **65** | 0.14533 | 10,226 | 0.03134 | 70,368 | 326,275 | 0.82981 | 998,360 | 14.2 |
| **70** | 0.19929 | 11,986 | 0.04427 | 60,142 | 270,745 | 0.75601 | 672,085 | 11.2 |
| **75** | 0.29982 | 14,438 | 0.07054 | 48,156 | 204,685 | 0.49000 [c] | 401,339 | 8.3 |
| **80+** | 1.00000 | 33,718 | 0.17146 | 33,718 | 196,654 | - | 196,654 | 5.8 |
| **Perempuan** *Female* | | | | | | | | |
| **0** | 0.00630 | 630 | 0.00634 | 100,000 | 99,413 | 0.99319 [a] | 7,673,282 | 76.7 |
| **1** | 0.00120 | 119 | 0.00030 | 99,370 | 397,183 | 0.99892 [b] | 7,573,869 | 76.2 |
| **5** | 0.00079 | 78 | 0.00016 | 99,251 | 496,060 | 0.99914 | 7,176,686 | 72.3 |
| **10** | 0.00094 | 93 | 0.00019 | 99,173 | 495,631 | 0.99888 | 6,680,626 | 67.4 |
| **15** | 0.00130 | 129 | 0.00026 | 99,080 | 495,076 | 0.99855 | 6,184,995 | 62.4 |
| **20** | 0.00159 | 158 | 0.00032 | 98,951 | 494,360 | 0.99758 | 5,689,918 | 57.5 |
| **25** | 0.00325 | 321 | 0.00065 | 98,793 | 493,162 | 0.99583 | 5,195,558 | 52.6 |
| **30** | 0.00508 | 500 | 0.00102 | 98,472 | 491,108 | 0.99372 | 4,702,396 | 47.8 |
| **35** | 0.00748 | 733 | 0.00150 | 97,971 | 488,024 | 0.99116 | 4,211,287 | 43.0 |
| **40** | 0.01022 | 993 | 0.00205 | 97,238 | 483,708 | 0.98698 | 3,723,263 | 38.3 |
| **45** | 0.01586 | 1,526 | 0.00320 | 96,245 | 477,409 | 0.97874 | 3,239,555 | 33.7 |
| **50** | 0.02675 | 2,534 | 0.00542 | 94,719 | 467,258 | 0.96552 | 2,762,147 | 29.2 |
| **55** | 0.04241 | 3,910 | 0.00867 | 92,185 | 451,149 | 0.95235 | 2,294,889 | 24.9 |
| **60** | 0.05313 | 4,690 | 0.01092 | 88,275 | 429,650 | 0.93018 | 1,843,740 | 20.9 |
| **65** | 0.08745 | 7,309 | 0.01829 | 83,585 | 399,651 | 0.89275 | 1,414,091 | 16.9 |
| **70** | 0.12895 | 9,836 | 0.02757 | 76,276 | 356,788 | 0.82927 | 1,014,440 | 13.3 |
| **75** | 0.21869 | 14,530 | 0.04911 | 66,440 | 295,874 | 0.55011 [c] | 657,651 | 9.9 |
| **80+** | 1.00000 | 51,910 | 0.14349 | 51,910 | 361,778 | - | 361,778 | 7.0 |

**Nota:** *Notes:*
[a] **Daripada umur 0 hingga kumpulan umur 1-4** *From age of 0 to age group 1-4*
[b] **Daripada umur 0, kumpulan umur 1-4 hingga kumpulan umur 5-9** *From age of 0, age group 1-4 to age group 5-9*
[c] **Daripada umur 75 hingga 80+** *From age of 75 to 80+*

**Jadual 3.7.1: Jadual hayat ringkas mengikut jantina dan umur, Batang Padang, Perak, 2024**
*Table 3.7.1: Abridged life table by sex and age, Batang Padang, Perak, 2024*

| **Umur** *Age* | **Kebarangkalian mati di antara umur x dan umur x+n** *Probability of dying between age x and age x+n* | **Bilangan kematian di antara umur x dan umur x+n** *Number of deaths between age x and age x+n* | **Kadar tengah mortaliti di antara umur x dan umur x+n** *Central mortality rate between age x and age x+n* | **Penakat (orang yang masih hidup) pada umur tepat x** *Survivors at exact age x* | **Bilangan orang hidup-tahun di antara umur x dan umur x+n** *Number of person-years lived between age x and age x+n* | **Nisbah ketakatan** *Survival ratio* | **Jumlah bilangan orang hidup-tahun selepas umur tepat x** *Total number of person-years lived after exact age x* | **Jangkaan hayat** *Life expectancy* |
|---|---|---|---|---|---|---|---|---|
| **x** | $_nq_x$ | $_nd_x$ | $_nm_x$ | $l_x$ | $_nL_x$ | $_nS_x$ | $T_x$ | $e_x$ |
| **Lelaki dan Perempuan** *Both sexes* | | | | | | | | |
| **0** | 0.00871 | 871 | 0.00878 | 100,000 | 99,195 | 0.99067 [a] | 7,228,711 | 72.3 |
| **1** | 0.00152 | 150 | 0.00038 | 99,129 | 396,141 | 0.99865 [b] | 7,129,516 | 71.9 |
| **5** | 0.00091 | 90 | 0.00018 | 98,978 | 494,667 | 0.99865 | 6,733,375 | 68.0 |
| **10** | 0.00180 | 178 | 0.00036 | 98,888 | 493,999 | 0.99758 | 6,238,707 | 63.1 |
| **15** | 0.00305 | 301 | 0.00061 | 98,711 | 492,803 | 0.99595 | 5,744,709 | 58.2 |
| **20** | 0.00505 | 497 | 0.00101 | 98,410 | 490,809 | 0.99432 | 5,251,906 | 53.4 |
| **25** | 0.00631 | 617 | 0.00127 | 97,913 | 488,023 | 0.99211 | 4,761,097 | 48.6 |
| **30** | 0.00948 | 922 | 0.00190 | 97,296 | 484,174 | 0.98861 | 4,273,074 | 43.9 |
| **35** | 0.01333 | 1,284 | 0.00268 | 96,374 | 478,658 | 0.98286 | 3,788,900 | 39.3 |
| **40** | 0.02101 | 1,997 | 0.00425 | 95,090 | 470,454 | 0.97468 | 3,310,241 | 34.8 |
| **45** | 0.02972 | 2,767 | 0.00603 | 93,092 | 458,543 | 0.96201 | 2,839,787 | 30.5 |
| **50** | 0.04651 | 4,201 | 0.00952 | 90,325 | 441,122 | 0.94293 | 2,381,245 | 26.4 |
| **55** | 0.06813 | 5,868 | 0.01411 | 86,124 | 415,949 | 0.92905 | 1,940,123 | 22.5 |
| **60** | 0.07397 | 5,936 | 0.01536 | 80,256 | 386,439 | 0.90634 | 1,524,174 | 19.0 |
| **65** | 0.11492 | 8,541 | 0.02439 | 74,320 | 350,246 | 0.85569 | 1,137,735 | 15.3 |
| **70** | 0.17751 | 11,676 | 0.03896 | 65,779 | 299,703 | 0.78758 | 787,489 | 12.0 |
| **75** | 0.25486 | 13,788 | 0.05842 | 54,102 | 236,041 | 0.51610 [c] | 487,787 | 9.0 |
| **80+** | 1.00000 | 40,314 | 0.16014 | 40,314 | 251,746 | - | 251,746 | 6.2 |
| **Lelaki** *Male* | | | | | | | | |
| **0** | 0.00973 | 973 | 0.00982 | 100,000 | 99,095 | 0.98982 [a] | 6,934,157 | 69.3 |
| **1** | 0.00125 | 124 | 0.00031 | 99,027 | 395,814 | 0.99872 [b] | 6,835,061 | 69.0 |
| **5** | 0.00098 | 97 | 0.00020 | 98,903 | 494,274 | 0.99804 | 6,439,248 | 65.1 |
| **10** | 0.00295 | 291 | 0.00059 | 98,806 | 493,304 | 0.99642 | 5,944,974 | 60.2 |
| **15** | 0.00421 | 415 | 0.00084 | 98,515 | 491,539 | 0.99405 | 5,451,670 | 55.3 |
| **20** | 0.00770 | 755 | 0.00155 | 98,100 | 488,613 | 0.99233 | 4,960,132 | 50.6 |
| **25** | 0.00763 | 743 | 0.00153 | 97,345 | 484,868 | 0.99111 | 4,471,518 | 45.9 |
| **30** | 0.01015 | 981 | 0.00204 | 96,602 | 480,559 | 0.98604 | 3,986,650 | 41.3 |
| **35** | 0.01781 | 1,703 | 0.00359 | 95,621 | 473,849 | 0.97781 | 3,506,092 | 36.7 |
| **40** | 0.02665 | 2,503 | 0.00540 | 93,918 | 463,335 | 0.96714 | 3,032,243 | 32.3 |
| **45** | 0.03924 | 3,587 | 0.00800 | 91,416 | 448,112 | 0.95157 | 2,568,907 | 28.1 |
| **50** | 0.05800 | 5,094 | 0.01195 | 87,829 | 426,408 | 0.92715 | 2,120,796 | 24.1 |
| **55** | 0.08862 | 7,332 | 0.01854 | 82,734 | 395,343 | 0.90713 | 1,694,387 | 20.5 |
| **60** | 0.09754 | 7,355 | 0.02051 | 75,403 | 358,627 | 0.87880 | 1,299,044 | 17.2 |
| **65** | 0.14742 | 10,032 | 0.03183 | 68,048 | 315,162 | 0.82367 | 940,417 | 13.8 |
| **70** | 0.21024 | 12,197 | 0.04699 | 58,016 | 259,590 | 0.73798 | 625,255 | 10.8 |
| **75** | 0.32758 | 15,010 | 0.07835 | 45,819 | 191,572 | 0.47610 [c] | 365,665 | 8.0 |
| **80+** | 1.00000 | 30,810 | 0.17697 | 30,810 | 174,093 | - | 174,093 | 5.7 |
| **Perempuan** *Female* | | | | | | | | |
| **0** | 0.00763 | 763 | 0.00768 | 100,000 | 99,293 | 0.99159 [a] | 7,588,383 | 75.9 |
| **1** | 0.00181 | 180 | 0.00045 | 99,237 | 396,502 | 0.99857 [b] | 7,489,090 | 75.5 |
| **5** | 0.00082 | 81 | 0.00016 | 99,057 | 495,084 | 0.99942 | 7,092,588 | 71.6 |
| **10** | 0.00034 | 34 | 0.00007 | 98,976 | 494,798 | 0.99908 | 6,597,504 | 66.7 |
| **15** | 0.00150 | 148 | 0.00030 | 98,943 | 494,344 | 0.99815 | 6,102,706 | 61.7 |
| **20** | 0.00220 | 218 | 0.00044 | 98,795 | 493,430 | 0.99669 | 5,608,363 | 56.8 |
| **25** | 0.00442 | 436 | 0.00089 | 98,577 | 491,796 | 0.99354 | 5,114,933 | 51.9 |
| **30** | 0.00851 | 836 | 0.00171 | 98,141 | 488,617 | 0.99192 | 4,623,137 | 47.1 |
| **35** | 0.00765 | 744 | 0.00154 | 97,306 | 484,668 | 0.98931 | 4,134,520 | 42.5 |
| **40** | 0.01377 | 1,329 | 0.00277 | 96,562 | 479,484 | 0.98378 | 3,649,853 | 37.8 |
| **45** | 0.01870 | 1,781 | 0.00378 | 95,232 | 471,709 | 0.97366 | 3,170,368 | 33.3 |
| **50** | 0.03412 | 3,188 | 0.00694 | 93,451 | 459,286 | 0.95906 | 2,698,660 | 28.9 |
| **55** | 0.04801 | 4,333 | 0.00984 | 90,263 | 440,482 | 0.95034 | 2,239,374 | 24.8 |
| **60** | 0.05139 | 4,416 | 0.01055 | 85,930 | 418,608 | 0.93158 | 1,798,892 | 20.9 |
| **65** | 0.08636 | 7,040 | 0.01805 | 81,514 | 389,968 | 0.88295 | 1,380,284 | 16.9 |
| **70** | 0.15065 | 11,219 | 0.03258 | 74,474 | 344,321 | 0.83406 | 990,315 | 13.3 |
| **75** | 0.18395 | 11,636 | 0.04052 | 63,255 | 287,183 | 0.55544 [c] | 645,994 | 10.2 |
| **80+** | 1.00000 | 51,619 | 0.14386 | 51,619 | 358,811 | - | 358,811 | 7.0 |

**Nota:** *Notes:*
[a] **Daripada umur 0 hingga kumpulan umur 1-4** *From age of 0 to age group 1-4*
[b] **Daripada umur 0, kumpulan umur 1-4 hingga kumpulan umur 5-9** *From age of 0, age group 1-4 to age group 5-9*
[c] **Daripada umur 75 hingga 80+** *From age of 75 to 80+*

**Jadual 3.7.2: Jadual hayat ringkas mengikut jantina dan umur, Manjung, Perak, 2024**
*Table 3.7.2: Abridged life table by sex and age, Manjung, Perak, 2024*

| **Umur** *Age* | **Kebarangkalian mati di antara umur x dan umur x+n** *Probability of dying between age x and age x+n* | **Bilangan kematian di antara umur x dan umur x+n** *Number of deaths between age x and age x+n* | **Kadar tengah mortaliti di antara umur x dan umur x+n** *Central mortality rate between age x and age x+n* | **Penakat (orang yang masih hidup) pada umur tepat x** *Survivors at exact age x* | **Bilangan orang hidup-tahun di antara umur x dan umur x+n** *Number of person-years lived between age x and age x+n* | **Nisbah ketakatan** *Survival ratio* | **Jumlah bilangan orang hidup-tahun selepas umur tepat x** *Total number of person-years lived after exact age x* | **Jangkaan hayat** *Life expectancy* |
|---|---|---|---|---|---|---|---|---|
| **x** | $_nq_x$ | $_nd_x$ | $_nm_x$ | $l_x$ | $_nL_x$ | $_nS_x$ | $T_x$ | $e_x$ |
| **Lelaki dan Perempuan** *Both sexes* | | | | | | | | |
| **0** | 0.00678 | 678 | 0.00682 | 100,000 | 99,370 | 0.99267 [a] | 7,338,864 | 73.4 |
| **1** | 0.00130 | 129 | 0.00033 | 99,322 | 396,966 | 0.99876 [b] | 7,239,495 | 72.9 |
| **5** | 0.00098 | 97 | 0.00020 | 99,193 | 495,720 | 0.99911 | 6,842,528 | 69.0 |
| **10** | 0.00079 | 79 | 0.00016 | 99,095 | 495,279 | 0.99769 | 6,346,809 | 64.0 |
| **15** | 0.00383 | 379 | 0.00077 | 99,016 | 494,134 | 0.99627 | 5,851,530 | 59.1 |
| **20** | 0.00363 | 358 | 0.00073 | 98,637 | 492,290 | 0.99608 | 5,357,396 | 54.3 |
| **25** | 0.00422 | 415 | 0.00085 | 98,279 | 490,358 | 0.99540 | 4,865,105 | 49.5 |
| **30** | 0.00498 | 488 | 0.00100 | 97,864 | 488,102 | 0.99342 | 4,374,747 | 44.7 |
| **35** | 0.00818 | 797 | 0.00164 | 97,377 | 484,891 | 0.98880 | 3,886,645 | 39.9 |
| **40** | 0.01424 | 1,376 | 0.00287 | 96,580 | 479,461 | 0.98041 | 3,401,754 | 35.2 |
| **45** | 0.02501 | 2,381 | 0.00506 | 95,204 | 470,069 | 0.96723 | 2,922,293 | 30.7 |
| **50** | 0.04074 | 3,782 | 0.00832 | 92,823 | 454,663 | 0.94969 | 2,452,224 | 26.4 |
| **55** | 0.06029 | 5,368 | 0.01243 | 89,042 | 431,787 | 0.93250 | 1,997,561 | 22.4 |
| **60** | 0.07516 | 6,289 | 0.01562 | 83,673 | 402,643 | 0.90280 | 1,565,774 | 18.7 |
| **65** | 0.12103 | 9,366 | 0.02576 | 77,384 | 363,506 | 0.85697 | 1,163,130 | 15.0 |
| **70** | 0.16807 | 11,432 | 0.03670 | 68,019 | 311,514 | 0.77346 | 799,624 | 11.8 |
| **75** | 0.29684 | 16,797 | 0.06971 | 56,587 | 240,942 | 0.50638 [c] | 488,110 | 8.6 |
| **80+** | 1.00000 | 39,790 | 0.16098 | 39,790 | 247,168 | - | 247,168 | 6.2 |
| **Lelaki** *Male* | | | | | | | | |
| **0** | 0.00698 | 698 | 0.00702 | 100,000 | 99,346 | 0.99223 [a] | 7,090,733 | 70.9 |
| **1** | 0.00188 | 186 | 0.00047 | 99,302 | 396,768 | 0.99828 [b] | 6,991,387 | 70.4 |
| **5** | 0.00130 | 128 | 0.00026 | 99,116 | 495,259 | 0.99880 | 6,594,619 | 66.5 |
| **10** | 0.00111 | 110 | 0.00022 | 98,988 | 494,662 | 0.99666 | 6,099,360 | 61.6 |
| **15** | 0.00557 | 551 | 0.00112 | 98,877 | 493,010 | 0.99491 | 5,604,698 | 56.7 |
| **20** | 0.00460 | 452 | 0.00092 | 98,327 | 490,503 | 0.99542 | 5,111,688 | 52.0 |
| **25** | 0.00457 | 447 | 0.00092 | 97,874 | 488,255 | 0.99462 | 4,621,185 | 47.2 |
| **30** | 0.00619 | 603 | 0.00124 | 97,428 | 485,630 | 0.99218 | 4,132,930 | 42.4 |
| **35** | 0.00945 | 915 | 0.00190 | 96,824 | 481,834 | 0.98666 | 3,647,300 | 37.7 |
| **40** | 0.01726 | 1,655 | 0.00348 | 95,909 | 475,408 | 0.97473 | 3,165,466 | 33.0 |
| **45** | 0.03342 | 3,150 | 0.00680 | 94,254 | 463,396 | 0.95531 | 2,690,059 | 28.5 |
| **50** | 0.05636 | 5,135 | 0.01160 | 91,104 | 442,685 | 0.92875 | 2,226,662 | 24.4 |
| **55** | 0.08702 | 7,481 | 0.01820 | 85,970 | 411,146 | 0.91008 | 1,783,977 | 20.8 |
| **60** | 0.09310 | 7,307 | 0.01953 | 78,489 | 374,175 | 0.88220 | 1,372,832 | 17.5 |
| **65** | 0.14504 | 10,324 | 0.03128 | 71,181 | 330,096 | 0.83307 | 998,657 | 14.0 |
| **70** | 0.19253 | 11,717 | 0.04261 | 60,857 | 274,993 | 0.74431 | 668,561 | 11.0 |
| **75** | 0.33391 | 16,408 | 0.08017 | 49,140 | 204,680 | 0.47994 [c] | 393,568 | 8.0 |
| **80+** | 1.00000 | 32,732 | 0.17329 | 32,732 | 188,887 | - | 188,887 | 5.8 |
| **Perempuan** *Female* | | | | | | | | |
| **0** | 0.00658 | 658 | 0.00662 | 100,000 | 99,388 | 0.99318 [a] | 7,623,452 | 76.2 |
| **1** | 0.00068 | 67 | 0.00017 | 99,342 | 397,202 | 0.99924 [b] | 7,524,063 | 75.7 |
| **5** | 0.00066 | 66 | 0.00013 | 99,275 | 496,210 | 0.99944 | 7,126,862 | 71.8 |
| **10** | 0.00045 | 45 | 0.00009 | 99,209 | 495,934 | 0.99880 | 6,630,652 | 66.8 |
| **15** | 0.00195 | 193 | 0.00039 | 99,164 | 495,339 | 0.99790 | 6,134,718 | 61.9 |
| **20** | 0.00224 | 222 | 0.00045 | 98,971 | 494,300 | 0.99706 | 5,639,379 | 57.0 |
| **25** | 0.00363 | 359 | 0.00073 | 98,749 | 492,848 | 0.99659 | 5,145,080 | 52.1 |
| **30** | 0.00319 | 314 | 0.00064 | 98,390 | 491,167 | 0.99515 | 4,652,232 | 47.3 |
| **35** | 0.00652 | 640 | 0.00131 | 98,077 | 488,784 | 0.99147 | 4,161,065 | 42.4 |
| **40** | 0.01056 | 1,029 | 0.00212 | 97,437 | 484,612 | 0.98670 | 3,672,281 | 37.7 |
| **45** | 0.01607 | 1,549 | 0.00324 | 96,408 | 478,168 | 0.97942 | 3,187,669 | 33.1 |
| **50** | 0.02516 | 2,387 | 0.00510 | 94,859 | 468,329 | 0.96933 | 2,709,501 | 28.6 |
| **55** | 0.03632 | 3,358 | 0.00740 | 92,472 | 453,966 | 0.95351 | 2,241,173 | 24.2 |
| **60** | 0.05705 | 5,084 | 0.01175 | 89,114 | 432,860 | 0.92330 | 1,787,207 | 20.1 |
| **65** | 0.09753 | 8,196 | 0.02051 | 84,030 | 399,661 | 0.88005 | 1,354,347 | 16.1 |
| **70** | 0.14480 | 10,981 | 0.03122 | 75,834 | 351,720 | 0.80101 | 954,686 | 12.6 |
| **75** | 0.26236 | 17,015 | 0.06039 | 64,854 | 281,731 | 0.53276 [c] | 602,966 | 9.3 |
| **80+** | 1.00000 | 47,839 | 0.14892 | 47,839 | 321,235 | - | 321,235 | 6.7 |

**Nota:** *Notes:*
[a] **Daripada umur 0 hingga kumpulan umur 1-4** *From age of 0 to age group 1-4*
[b] **Daripada umur 0, kumpulan umur 1-4 hingga kumpulan umur 5-9** *From age of 0, age group 1-4 to age group 5-9*
[c] **Daripada umur 75 hingga 80+** *From age of 75 to 80+*

**Jadual 3.7.3: Jadual hayat ringkas mengikut jantina dan umur, Kinta, Perak, 2024**
*Table 3.7.3: Abridged life table by sex and age, Kinta, Perak, 2024*

| **Umur** *Age* | **Kebarangkalian mati di antara umur x dan umur x+n** *Probability of dying between age x and age x+n* | **Bilangan kematian di antara umur x dan umur x+n** *Number of deaths between age x and age x+n* | **Kadar tengah mortaliti di antara umur x dan umur x+n** *Central mortality rate between age x and age x+n* | **Penakat (orang yang masih hidup) pada umur tepat x** *Survivors at exact age x* | **Bilangan orang hidup-tahun di antara umur x dan umur x+n** *Number of person-years lived between age x and age x+n* | **Nisbah ketakatan** *Survival ratio* | **Jumlah bilangan orang hidup-tahun selepas umur tepat x** *Total number of person-years lived after exact age x* | **Jangkaan hayat** *Life expectancy* |
|---|---|---|---|---|---|---|---|---|
| **x** | $_nq_x$ | $_nd_x$ | $_nm_x$ | $l_x$ | $_nL_x$ | $_nS_x$ | $T_x$ | $e_x$ |
| **Lelaki dan Perempuan** *Both sexes* | | | | | | | | |
| **0** | 0.00559 | 559 | 0.00562 | 100,000 | 99,478 | 0.99400 [a] | 7,589,841 | 75.9 |
| **1** | 0.00097 | 96 | 0.00024 | 99,441 | 397,524 | 0.99911 [b] | 7,490,363 | 75.3 |
| **5** | 0.00067 | 66 | 0.00013 | 99,345 | 496,557 | 0.99931 | 7,092,839 | 71.4 |
| **10** | 0.00071 | 71 | 0.00014 | 99,278 | 496,215 | 0.99872 | 6,596,282 | 66.4 |
| **15** | 0.00185 | 183 | 0.00037 | 99,208 | 495,580 | 0.99799 | 6,100,067 | 61.5 |
| **20** | 0.00218 | 216 | 0.00044 | 99,024 | 494,583 | 0.99713 | 5,604,487 | 56.6 |
| **25** | 0.00357 | 353 | 0.00072 | 98,809 | 493,161 | 0.99547 | 5,109,904 | 51.7 |
| **30** | 0.00549 | 541 | 0.00110 | 98,456 | 490,927 | 0.99372 | 4,616,743 | 46.9 |
| **35** | 0.00707 | 692 | 0.00142 | 97,915 | 487,846 | 0.99076 | 4,125,816 | 42.1 |
| **40** | 0.01143 | 1,111 | 0.00230 | 97,223 | 483,338 | 0.98539 | 3,637,971 | 37.4 |
| **45** | 0.01782 | 1,713 | 0.00360 | 96,112 | 476,278 | 0.97473 | 3,154,633 | 32.8 |
| **50** | 0.03285 | 3,101 | 0.00668 | 94,399 | 464,244 | 0.95891 | 2,678,354 | 28.4 |
| **55** | 0.04961 | 4,529 | 0.01017 | 91,299 | 445,169 | 0.94471 | 2,214,110 | 24.3 |
| **60** | 0.06127 | 5,316 | 0.01264 | 86,769 | 420,555 | 0.92208 | 1,768,941 | 20.4 |
| **65** | 0.09565 | 7,791 | 0.02009 | 81,453 | 387,787 | 0.88382 | 1,348,385 | 16.6 |
| **70** | 0.13888 | 10,230 | 0.02985 | 73,662 | 342,734 | 0.82258 | 960,598 | 13.0 |
| **75** | 0.22216 | 14,092 | 0.04999 | 63,432 | 281,927 | 0.54371 [c] | 617,864 | 9.7 |
| **80+** | 1.00000 | 49,339 | 0.14687 | 49,339 | 335,937 | - | 335,937 | 6.8 |
| **Lelaki** *Male* | | | | | | | | |
| **0** | 0.00666 | 666 | 0.00670 | 100,000 | 99,375 | 0.99304 [a] | 7,319,569 | 73.2 |
| **1** | 0.00082 | 81 | 0.00020 | 99,334 | 397,145 | 0.99923 [b] | 7,220,193 | 72.7 |
| **5** | 0.00052 | 52 | 0.00010 | 99,253 | 496,136 | 0.99946 | 6,823,049 | 68.7 |
| **10** | 0.00057 | 56 | 0.00011 | 99,201 | 495,866 | 0.99833 | 6,326,913 | 63.8 |
| **15** | 0.00277 | 275 | 0.00056 | 99,145 | 495,038 | 0.99717 | 5,831,047 | 58.8 |
| **20** | 0.00288 | 285 | 0.00058 | 98,870 | 493,639 | 0.99637 | 5,336,009 | 54.0 |
| **25** | 0.00439 | 433 | 0.00088 | 98,585 | 491,846 | 0.99441 | 4,842,370 | 49.1 |
| **30** | 0.00679 | 667 | 0.00136 | 98,153 | 489,097 | 0.99232 | 4,350,524 | 44.3 |
| **35** | 0.00857 | 836 | 0.00172 | 97,486 | 485,341 | 0.98820 | 3,861,426 | 39.6 |
| **40** | 0.01506 | 1,456 | 0.00304 | 96,650 | 479,613 | 0.98050 | 3,376,085 | 34.9 |
| **45** | 0.02400 | 2,285 | 0.00486 | 95,195 | 470,261 | 0.96510 | 2,896,472 | 30.4 |
| **50** | 0.04607 | 4,281 | 0.00943 | 92,910 | 453,847 | 0.94361 | 2,426,211 | 26.1 |
| **55** | 0.06721 | 5,957 | 0.01391 | 88,629 | 428,253 | 0.92520 | 1,972,364 | 22.3 |
| **60** | 0.08294 | 6,857 | 0.01730 | 82,672 | 396,219 | 0.89832 | 1,544,111 | 18.7 |
| **65** | 0.12213 | 9,259 | 0.02601 | 75,815 | 355,929 | 0.85249 | 1,147,893 | 15.1 |
| **70** | 0.17642 | 11,742 | 0.03870 | 66,556 | 303,427 | 0.78303 | 791,963 | 11.9 |
| **75** | 0.26621 | 14,592 | 0.06142 | 54,815 | 237,593 | 0.51366 [c] | 488,536 | 8.9 |
| **80+** | 1.00000 | 40,222 | 0.16028 | 40,222 | 250,944 | - | 250,944 | 6.2 |
| **Perempuan** *Female* | | | | | | | | |
| **0** | 0.00449 | 449 | 0.00451 | 100,000 | 99,579 | 0.99501 [a] | 7,892,130 | 78.9 |
| **1** | 0.00112 | 112 | 0.00028 | 99,551 | 397,925 | 0.99897 [b] | 7,792,550 | 78.3 |
| **5** | 0.00081 | 81 | 0.00016 | 99,439 | 496,992 | 0.99916 | 7,394,625 | 74.4 |
| **10** | 0.00087 | 87 | 0.00017 | 99,358 | 496,573 | 0.99915 | 6,897,633 | 69.4 |
| **15** | 0.00083 | 83 | 0.00017 | 99,271 | 496,149 | 0.99895 | 6,401,060 | 64.5 |
| **20** | 0.00126 | 125 | 0.00025 | 99,188 | 495,630 | 0.99821 | 5,904,912 | 59.5 |
| **25** | 0.00233 | 231 | 0.00047 | 99,064 | 494,741 | 0.99698 | 5,409,282 | 54.6 |
| **30** | 0.00371 | 366 | 0.00074 | 98,833 | 493,247 | 0.99555 | 4,914,541 | 49.7 |
| **35** | 0.00520 | 512 | 0.00104 | 98,466 | 491,052 | 0.99382 | 4,421,294 | 44.9 |
| **40** | 0.00717 | 702 | 0.00144 | 97,954 | 488,017 | 0.99068 | 3,930,242 | 40.1 |
| **45** | 0.01149 | 1,118 | 0.00231 | 97,252 | 483,467 | 0.98429 | 3,442,226 | 35.4 |
| **50** | 0.01998 | 1,921 | 0.00404 | 96,135 | 475,871 | 0.97327 | 2,958,759 | 30.8 |
| **55** | 0.03362 | 3,168 | 0.00684 | 94,214 | 463,150 | 0.96269 | 2,482,888 | 26.4 |
| **60** | 0.04112 | 3,744 | 0.00840 | 91,046 | 445,870 | 0.94411 | 2,019,738 | 22.2 |
| **65** | 0.07128 | 6,223 | 0.01478 | 87,302 | 420,952 | 0.91222 | 1,573,868 | 18.0 |
| **70** | 0.10555 | 8,558 | 0.02229 | 81,079 | 383,999 | 0.85759 | 1,152,915 | 14.2 |
| **75** | 0.18363 | 13,317 | 0.04044 | 72,521 | 329,312 | 0.57172 [c] | 768,916 | 10.6 |
| **80+** | 1.00000 | 59,204 | 0.13468 | 59,204 | 439,604 | - | 439,604 | 7.4 |

**Nota:** *Notes:*
[a] **Daripada umur 0 hingga kumpulan umur 1-4** *From age of 0 to age group 1-4*
[b] **Daripada umur 0, kumpulan umur 1-4 hingga kumpulan umur 5-9** *From age of 0, age group 1-4 to age group 5-9*
[c] **Daripada umur 75 hingga 80+** *From age of 75 to 80+*

**Jadual 3.7.4: Jadual hayat ringkas mengikut jantina dan umur, Kerian, Perak, 2024**
*Table 3.7.4: Abridged life table by sex and age, Kerian, Perak, 2024*

| **Umur** *Age* | **Kebarangkalian mati di antara umur x dan umur x+n** *Probability of dying between age x and age x+n* | **Bilangan kematian di antara umur x dan umur x+n** *Number of deaths between age x and age x+n* | **Kadar tengah mortaliti di antara umur x dan umur x+n** *Central mortality rate between age x and age x+n* | **Penakat (orang yang masih hidup) pada umur tepat x** *Survivors at exact age x* | **Bilangan orang hidup-tahun di antara umur x dan umur x+n** *Number of person-years lived between age x and age x+n* | **Nisbah ketakatan** *Survival ratio* | **Jumlah bilangan orang hidup-tahun selepas umur tepat x** *Total number of person-years lived after exact age x* | **Jangkaan hayat** *Life expectancy* |
|---|---|---|---|---|---|---|---|---|
| **x** | $_nq_x$ | $_nd_x$ | $_nm_x$ | $l_x$ | $_nL_x$ | $_nS_x$ | $T_x$ | $e_x$ |
| **Lelaki dan Perempuan** *Both sexes* | | | | | | | | |
| **0** | 0.00887 | 887 | 0.00894 | 100,000 | 99,181 | 0.99063 [a] | 7,087,016 | 70.9 |
| **1** | 0.00129 | 128 | 0.00032 | 99,113 | 396,136 | 0.99886 [b] | 6,987,834 | 70.5 |
| **5** | 0.00071 | 70 | 0.00014 | 98,986 | 494,754 | 0.99876 | 6,591,698 | 66.6 |
| **10** | 0.00178 | 176 | 0.00036 | 98,916 | 494,139 | 0.99722 | 6,096,945 | 61.6 |
| **15** | 0.00378 | 373 | 0.00076 | 98,740 | 492,766 | 0.99599 | 5,602,806 | 56.7 |
| **20** | 0.00424 | 417 | 0.00085 | 98,367 | 490,790 | 0.99411 | 5,110,040 | 51.9 |
| **25** | 0.00754 | 739 | 0.00151 | 97,949 | 487,900 | 0.99197 | 4,619,249 | 47.2 |
| **30** | 0.00853 | 829 | 0.00171 | 97,211 | 483,981 | 0.98832 | 4,131,349 | 42.5 |
| **35** | 0.01487 | 1,433 | 0.00300 | 96,382 | 478,327 | 0.98127 | 3,647,368 | 37.8 |
| **40** | 0.02264 | 2,150 | 0.00458 | 94,949 | 469,370 | 0.97058 | 3,169,041 | 33.4 |
| **45** | 0.03635 | 3,373 | 0.00741 | 92,799 | 455,561 | 0.95835 | 2,699,671 | 29.1 |
| **50** | 0.04714 | 4,215 | 0.00966 | 89,426 | 436,589 | 0.93786 | 2,244,109 | 25.1 |
| **55** | 0.07789 | 6,637 | 0.01621 | 85,210 | 409,458 | 0.91917 | 1,807,520 | 21.2 |
| **60** | 0.08402 | 6,602 | 0.01754 | 78,573 | 376,359 | 0.88469 | 1,398,063 | 17.8 |
| **65** | 0.14947 | 10,757 | 0.03231 | 71,971 | 332,961 | 0.83062 | 1,021,703 | 14.2 |
| **70** | 0.19280 | 11,802 | 0.04267 | 61,214 | 276,564 | 0.75809 | 688,742 | 11.3 |
| **75** | 0.30275 | 14,960 | 0.07135 | 49,412 | 209,660 | 0.49134 [c] | 412,179 | 8.3 |
| **80+** | 1.00000 | 34,452 | 0.17012 | 34,452 | 202,519 | - | 202,519 | 5.9 |
| **Lelaki** *Male* | | | | | | | | |
| **0** | 0.00916 | 916 | 0.00924 | 100,000 | 99,147 | 0.99052 [a] | 6,820,556 | 68.2 |
| **1** | 0.00094 | 93 | 0.00024 | 99,084 | 396,113 | 0.99884 [b] | 6,721,409 | 67.8 |
| **5** | 0.00108 | 107 | 0.00022 | 98,990 | 494,684 | 0.99878 | 6,325,296 | 63.9 |
| **10** | 0.00136 | 134 | 0.00027 | 98,883 | 494,081 | 0.99662 | 5,830,612 | 59.0 |
| **15** | 0.00542 | 535 | 0.00109 | 98,749 | 492,409 | 0.99429 | 5,336,531 | 54.0 |
| **20** | 0.00599 | 589 | 0.00120 | 98,214 | 489,600 | 0.99247 | 4,844,122 | 49.3 |
| **25** | 0.00908 | 886 | 0.00182 | 97,626 | 485,912 | 0.99064 | 4,354,522 | 44.6 |
| **30** | 0.00964 | 933 | 0.00194 | 96,739 | 481,364 | 0.98593 | 3,868,609 | 40.0 |
| **35** | 0.01854 | 1,776 | 0.00374 | 95,806 | 474,592 | 0.97559 | 3,387,245 | 35.4 |
| **40** | 0.03039 | 2,858 | 0.00617 | 94,031 | 463,009 | 0.96101 | 2,912,653 | 31.0 |
| **45** | 0.04786 | 4,363 | 0.00981 | 91,173 | 444,957 | 0.94490 | 2,449,644 | 26.9 |
| **50** | 0.06271 | 5,444 | 0.01295 | 86,810 | 420,439 | 0.91905 | 2,004,688 | 23.1 |
| **55** | 0.10040 | 8,169 | 0.02114 | 81,366 | 386,405 | 0.89724 | 1,584,249 | 19.5 |
| **60** | 0.10538 | 7,713 | 0.02225 | 73,196 | 346,699 | 0.85249 | 1,197,843 | 16.4 |
| **65** | 0.19460 | 12,743 | 0.04312 | 65,483 | 295,558 | 0.79726 | 851,144 | 13.0 |
| **70** | 0.21285 | 11,226 | 0.04764 | 52,740 | 235,636 | 0.72970 | 555,586 | 10.5 |
| **75** | 0.34329 | 14,252 | 0.08289 | 41,514 | 171,942 | 0.46260 [c] | 319,950 | 7.7 |
| **80+** | 1.00000 | 27,263 | 0.18420 | 27,263 | 148,007 | - | 148,007 | 5.4 |
| **Perempuan** *Female* | | | | | | | | |
| **0** | 0.00854 | 854 | 0.00861 | 100,000 | 99,211 | 0.99077 [a] | 7,383,104 | 73.8 |
| **1** | 0.00165 | 164 | 0.00041 | 99,146 | 396,176 | 0.99889 [b] | 7,283,893 | 73.5 |
| **5** | 0.00030 | 29 | 0.00006 | 98,982 | 494,837 | 0.99873 | 6,887,718 | 69.6 |
| **10** | 0.00224 | 222 | 0.00045 | 98,953 | 494,208 | 0.99791 | 6,392,881 | 64.6 |
| **15** | 0.00194 | 192 | 0.00039 | 98,731 | 493,174 | 0.99788 | 5,898,673 | 59.7 |
| **20** | 0.00229 | 226 | 0.00046 | 98,539 | 492,130 | 0.99604 | 5,405,498 | 54.9 |
| **25** | 0.00563 | 554 | 0.00113 | 98,313 | 490,180 | 0.99364 | 4,913,368 | 50.0 |
| **30** | 0.00710 | 694 | 0.00142 | 97,759 | 487,061 | 0.99122 | 4,423,188 | 45.2 |
| **35** | 0.01047 | 1,016 | 0.00210 | 97,065 | 482,786 | 0.98763 | 3,936,127 | 40.6 |
| **40** | 0.01430 | 1,374 | 0.00288 | 96,049 | 476,811 | 0.98067 | 3,453,341 | 36.0 |
| **45** | 0.02443 | 2,313 | 0.00495 | 94,676 | 467,594 | 0.97163 | 2,976,530 | 31.4 |
| **50** | 0.03241 | 2,994 | 0.00659 | 92,362 | 454,327 | 0.95569 | 2,508,936 | 27.2 |
| **55** | 0.05661 | 5,059 | 0.01165 | 89,369 | 434,196 | 0.94016 | 2,054,609 | 23.0 |
| **60** | 0.06327 | 5,334 | 0.01307 | 84,310 | 408,212 | 0.91439 | 1,620,413 | 19.2 |
| **65** | 0.10945 | 8,644 | 0.02316 | 78,975 | 373,266 | 0.85897 | 1,212,201 | 15.3 |
| **70** | 0.17648 | 12,412 | 0.03871 | 70,331 | 320,626 | 0.78032 | 838,934 | 11.9 |
| **75** | 0.27213 | 15,762 | 0.06300 | 57,919 | 250,192 | 0.51729 [c] | 518,308 | 8.9 |
| **80+** | 1.00000 | 42,158 | 0.15724 | 42,158 | 268,116 | - | 268,116 | 6.4 |

**Nota:** *Notes:*
[a] **Daripada umur 0 hingga kumpulan umur 1-4** *From age of 0 to age group 1-4*
[b] **Daripada umur 0, kumpulan umur 1-4 hingga kumpulan umur 5-9** *From age of 0, age group 1-4 to age group 5-9*
[c] **Daripada umur 75 hingga 80+** *From age of 75 to 80+*

**Jadual 3.7.5: Jadual hayat ringkas mengikut jantina dan umur, Kuala Kangsar, Perak, 2024**
*Table 3.7.5: Abridged life table by sex and age, Kuala Kangsar, Perak, 2024*

| **Umur** *Age* | **Kebarangkalian mati di antara umur x dan umur x+n** *Probability of dying between age x and age x+n* | **Bilangan kematian di antara umur x dan umur x+n** *Number of deaths between age x and age x+n* | **Kadar tengah mortaliti di antara umur x dan umur x+n** *Central mortality rate between age x and age x+n* | **Penakat (orang yang masih hidup) pada umur tepat x** *Survivors at exact age x* | **Bilangan orang hidup-tahun di antara umur x dan umur x+n** *Number of person-years lived between age x and age x+n* | **Nisbah ketakatan** *Survival ratio* | **Jumlah bilangan orang hidup-tahun selepas umur tepat x** *Total number of person-years lived after exact age x* | **Jangkaan hayat** *Life expectancy* |
|---|---|---|---|---|---|---|---|---|
| **x** | $_nq_x$ | $_nd_x$ | $_nm_x$ | $l_x$ | $_nL_x$ | $_nS_x$ | $T_x$ | $e_x$ |
| **Lelaki dan Perempuan** *Both sexes* | | | | | | | | |
| **0** | 0.00694 | 694 | 0.00699 | 100,000 | 99,355 | 0.99263 [a] | 7,186,886 | 71.9 |
| **1** | 0.00107 | 106 | 0.00027 | 99,306 | 396,959 | 0.99879 [b] | 7,087,531 | 71.4 |
| **5** | 0.00115 | 114 | 0.00023 | 99,200 | 495,714 | 0.99851 | 6,690,572 | 67.4 |
| **10** | 0.00184 | 182 | 0.00037 | 99,086 | 494,973 | 0.99765 | 6,194,858 | 62.5 |
| **15** | 0.00286 | 283 | 0.00057 | 98,903 | 493,809 | 0.99649 | 5,699,886 | 57.6 |
| **20** | 0.00417 | 411 | 0.00083 | 98,620 | 492,074 | 0.99518 | 5,206,077 | 52.8 |
| **25** | 0.00548 | 539 | 0.00110 | 98,209 | 489,700 | 0.99338 | 4,714,003 | 48.0 |
| **30** | 0.00776 | 758 | 0.00156 | 97,671 | 486,459 | 0.98932 | 4,224,302 | 43.3 |
| **35** | 0.01362 | 1,319 | 0.00274 | 96,913 | 481,266 | 0.98388 | 3,737,843 | 38.6 |
| **40** | 0.01866 | 1,784 | 0.00377 | 95,593 | 473,508 | 0.97608 | 3,256,577 | 34.1 |
| **45** | 0.02928 | 2,746 | 0.00594 | 93,810 | 462,183 | 0.96050 | 2,783,069 | 29.7 |
| **50** | 0.05004 | 4,557 | 0.01026 | 91,063 | 443,924 | 0.93697 | 2,320,886 | 25.5 |
| **55** | 0.07670 | 6,635 | 0.01595 | 86,506 | 415,945 | 0.91873 | 1,876,962 | 21.7 |
| **60** | 0.08622 | 6,886 | 0.01802 | 79,872 | 382,142 | 0.89255 | 1,461,017 | 18.3 |
| **65** | 0.13068 | 9,538 | 0.02796 | 72,985 | 341,081 | 0.84630 | 1,078,875 | 14.8 |
| **70** | 0.18017 | 11,431 | 0.03960 | 63,447 | 288,658 | 0.77350 | 737,794 | 11.6 |
| **75** | 0.28301 | 14,721 | 0.06593 | 52,016 | 223,278 | 0.50287 [c] | 449,136 | 8.6 |
| **80+** | 1.00000 | 37,295 | 0.16513 | 37,295 | 225,858 | - | 225,858 | 6.1 |
| **Lelaki** *Male* | | | | | | | | |
| **0** | 0.00960 | 960 | 0.00968 | 100,000 | 99,108 | 0.98983 [a] | 6,882,636 | 68.8 |
| **1** | 0.00151 | 149 | 0.00038 | 99,040 | 395,807 | 0.99843 [b] | 6,783,528 | 68.5 |
| **5** | 0.00129 | 127 | 0.00026 | 98,891 | 494,138 | 0.99825 | 6,387,721 | 64.6 |
| **10** | 0.00222 | 219 | 0.00044 | 98,764 | 493,272 | 0.99667 | 5,893,583 | 59.7 |
| **15** | 0.00444 | 437 | 0.00089 | 98,545 | 491,630 | 0.99476 | 5,400,311 | 54.8 |
| **20** | 0.00604 | 592 | 0.00121 | 98,107 | 489,056 | 0.99316 | 4,908,680 | 50.0 |
| **25** | 0.00765 | 746 | 0.00154 | 97,515 | 485,710 | 0.99219 | 4,419,625 | 45.3 |
| **30** | 0.00797 | 771 | 0.00160 | 96,769 | 481,916 | 0.98717 | 3,933,915 | 40.7 |
| **35** | 0.01772 | 1,701 | 0.00358 | 95,997 | 475,735 | 0.97888 | 3,451,999 | 36.0 |
| **40** | 0.02458 | 2,318 | 0.00498 | 94,297 | 465,687 | 0.96905 | 2,976,264 | 31.6 |
| **45** | 0.03748 | 3,447 | 0.00764 | 91,978 | 451,274 | 0.94711 | 2,510,577 | 27.3 |
| **50** | 0.06890 | 6,100 | 0.01427 | 88,531 | 427,406 | 0.91681 | 2,059,303 | 23.3 |
| **55** | 0.09854 | 8,123 | 0.02073 | 82,431 | 391,848 | 0.89457 | 1,631,897 | 19.8 |
| **60** | 0.11308 | 8,402 | 0.02397 | 74,308 | 350,534 | 0.86407 | 1,240,049 | 16.7 |
| **65** | 0.16169 | 10,656 | 0.03518 | 65,906 | 302,887 | 0.81146 | 889,514 | 13.5 |
| **70** | 0.22056 | 12,186 | 0.04958 | 55,249 | 245,781 | 0.73311 | 586,627 | 10.6 |
| **75** | 0.32634 | 14,053 | 0.07799 | 43,063 | 180,183 | 0.47136 [c] | 340,846 | 7.9 |
| **80+** | 1.00000 | 29,010 | 0.18057 | 29,010 | 160,662 | - | 160,662 | 5.5 |
| **Perempuan** *Female* | | | | | | | | |
| **0** | 0.00424 | 424 | 0.00426 | 100,000 | 99,603 | 0.99551 [a] | 7,524,458 | 75.2 |
| **1** | 0.00062 | 61 | 0.00015 | 99,576 | 398,152 | 0.99913 [b] | 7,424,856 | 74.6 |
| **5** | 0.00102 | 101 | 0.00020 | 99,515 | 497,321 | 0.99877 | 7,026,704 | 70.6 |
| **10** | 0.00145 | 144 | 0.00029 | 99,414 | 496,708 | 0.99872 | 6,529,383 | 65.7 |
| **15** | 0.00112 | 111 | 0.00022 | 99,270 | 496,070 | 0.99843 | 6,032,675 | 60.8 |
| **20** | 0.00203 | 201 | 0.00041 | 99,159 | 495,290 | 0.99752 | 5,536,605 | 55.8 |
| **25** | 0.00293 | 290 | 0.00059 | 98,957 | 494,062 | 0.99479 | 5,041,315 | 50.9 |
| **30** | 0.00750 | 740 | 0.00150 | 98,667 | 491,488 | 0.99177 | 4,547,252 | 46.1 |
| **35** | 0.00896 | 878 | 0.00180 | 97,928 | 487,445 | 0.98961 | 4,055,764 | 41.4 |
| **40** | 0.01184 | 1,149 | 0.00238 | 97,050 | 482,379 | 0.98369 | 3,568,319 | 36.8 |
| **45** | 0.02084 | 1,999 | 0.00421 | 95,901 | 474,510 | 0.97347 | 3,085,940 | 32.2 |
| **50** | 0.03234 | 3,036 | 0.00657 | 93,903 | 461,922 | 0.95566 | 2,611,431 | 27.8 |
| **55** | 0.05674 | 5,156 | 0.01168 | 90,866 | 441,441 | 0.94096 | 2,149,509 | 23.7 |
| **60** | 0.06149 | 5,270 | 0.01269 | 85,710 | 415,376 | 0.91807 | 1,708,068 | 19.9 |
| **65** | 0.10371 | 8,342 | 0.02188 | 80,440 | 381,346 | 0.87608 | 1,292,692 | 16.1 |
| **70** | 0.14647 | 10,560 | 0.03161 | 72,098 | 334,090 | 0.80771 | 911,346 | 12.6 |
| **75** | 0.24598 | 15,137 | 0.05610 | 61,538 | 269,847 | 0.53253 [c] | 577,255 | 9.4 |
| **80+** | 1.00000 | 46,401 | 0.15094 | 46,401 | 307,408 | - | 307,408 | 6.6 |

**Nota:** [a] **Daripada umur 0 hingga kumpulan umur 1-4**
*Notes: From age of 0 to age group 1-4*

[b] **Daripada umur 0, kumpulan umur 1-4 hingga kumpulan umur 5-9**
*From age of 0, age group 1-4 to age group 5-9*

[c] **Daripada umur 75 hingga 80+**
*From age of 75 to 80+*

**Jadual 3.7.6: Jadual hayat ringkas mengikut jantina dan umur, Larut & Matang, Perak, 2024**
*Table 3.7.6: Abridged life table by sex and age, Larut & Matang, Perak, 2024*

| **Umur** *Age* | **Kebarangkalian mati di antara umur x dan umur x+n** *Probability of dying between age x and age x+n* | **Bilangan kematian di antara umur x dan umur x+n** *Number of deaths between age x and age x+n* | **Kadar tengah mortaliti di antara umur x dan umur x+n** *Central mortality rate between age x and age x+n* | **Penakat (orang yang masih hidup) pada umur tepat x** *Survivors at exact age x* | **Bilangan orang hidup-tahun di antara umur x dan umur x+n** *Number of person-years lived between age x and age x+n* | **Nisbah ketakatan** *Survival ratio* | **Jumlah bilangan orang hidup-tahun selepas umur tepat x** *Total number of person-years lived after exact age x* | **Jangkaan hayat** *Life expectancy* |
|---|---|---|---|---|---|---|---|---|
| **x** | $_nq_x$ | $_nd_x$ | $_nm_x$ | $l_x$ | $_nL_x$ | $_nS_x$ | $T_x$ | $e_x$ |
| **Lelaki dan Perempuan** *Both sexes* | | | | | | | | |
| **0** | 0.00925 | 925 | 0.00933 | 100,000 | 99,147 | 0.99041 [a] | 7,177,887 | 71.8 |
| **1** | 0.00097 | 96 | 0.00024 | 99,075 | 396,060 | 0.99884 [b] | 7,078,741 | 71.4 |
| **5** | 0.00106 | 105 | 0.00021 | 98,979 | 494,633 | 0.99901 | 6,682,681 | 67.5 |
| **10** | 0.00092 | 91 | 0.00019 | 98,874 | 494,143 | 0.99786 | 6,188,048 | 62.6 |
| **15** | 0.00335 | 331 | 0.00067 | 98,783 | 493,086 | 0.99660 | 5,693,906 | 57.6 |
| **20** | 0.00344 | 338 | 0.00069 | 98,452 | 491,412 | 0.99499 | 5,200,820 | 52.8 |
| **25** | 0.00659 | 646 | 0.00132 | 98,113 | 488,950 | 0.99285 | 4,709,408 | 48.0 |
| **30** | 0.00771 | 752 | 0.00155 | 97,467 | 485,455 | 0.98932 | 4,220,458 | 43.3 |
| **35** | 0.01366 | 1,322 | 0.00275 | 96,715 | 480,272 | 0.98331 | 3,735,004 | 38.6 |
| **40** | 0.01976 | 1,885 | 0.00399 | 95,394 | 472,256 | 0.97345 | 3,254,732 | 34.1 |
| **45** | 0.03348 | 3,130 | 0.00681 | 93,509 | 459,717 | 0.95759 | 2,782,476 | 29.8 |
| **50** | 0.05166 | 4,669 | 0.01061 | 90,378 | 440,219 | 0.93829 | 2,322,759 | 25.7 |
| **55** | 0.07231 | 6,197 | 0.01500 | 85,709 | 413,053 | 0.91960 | 1,882,540 | 22.0 |
| **60** | 0.08913 | 7,087 | 0.01866 | 79,512 | 379,843 | 0.89270 | 1,469,487 | 18.5 |
| **65** | 0.12726 | 9,217 | 0.02718 | 72,425 | 339,085 | 0.85018 | 1,089,644 | 15.0 |
| **70** | 0.17567 | 11,104 | 0.03852 | 63,209 | 288,283 | 0.78550 | 750,559 | 11.9 |
| **75** | 0.26160 | 13,631 | 0.06019 | 52,105 | 226,446 | 0.51015 [c] | 462,276 | 8.9 |
| **80+** | 1.00000 | 38,474 | 0.16314 | 38,474 | 235,830 | - | 235,830 | 6.1 |
| **Lelaki** *Male* | | | | | | | | |
| **0** | 0.00987 | 987 | 0.00996 | 100,000 | 99,083 | 0.98958 [a] | 6,863,680 | 68.6 |
| **1** | 0.00148 | 146 | 0.00037 | 99,013 | 395,706 | 0.99844 [b] | 6,764,596 | 68.3 |
| **5** | 0.00129 | 128 | 0.00026 | 98,867 | 494,017 | 0.99879 | 6,368,890 | 64.4 |
| **10** | 0.00112 | 111 | 0.00022 | 98,739 | 493,420 | 0.99689 | 5,874,873 | 59.5 |
| **15** | 0.00510 | 503 | 0.00102 | 98,629 | 491,886 | 0.99504 | 5,381,453 | 54.6 |
| **20** | 0.00481 | 472 | 0.00096 | 98,126 | 489,449 | 0.99337 | 4,889,567 | 49.8 |
| **25** | 0.00845 | 826 | 0.00170 | 97,654 | 486,205 | 0.99114 | 4,400,118 | 45.1 |
| **30** | 0.00927 | 898 | 0.00186 | 96,828 | 481,897 | 0.98670 | 3,913,913 | 40.4 |
| **35** | 0.01738 | 1,667 | 0.00351 | 95,931 | 475,485 | 0.97813 | 3,432,016 | 35.8 |
| **40** | 0.02645 | 2,493 | 0.00536 | 94,264 | 465,085 | 0.96534 | 2,956,531 | 31.4 |
| **45** | 0.04308 | 3,954 | 0.00881 | 91,770 | 448,967 | 0.94330 | 2,491,446 | 27.1 |
| **50** | 0.07094 | 6,229 | 0.01471 | 87,817 | 423,510 | 0.91663 | 2,042,478 | 23.3 |
| **55** | 0.09674 | 7,893 | 0.02033 | 81,587 | 388,204 | 0.89195 | 1,618,969 | 19.8 |
| **60** | 0.12056 | 8,885 | 0.02566 | 73,694 | 346,259 | 0.86220 | 1,230,765 | 16.7 |
| **65** | 0.15739 | 10,201 | 0.03417 | 64,809 | 298,546 | 0.81309 | 884,506 | 13.6 |
| **70** | 0.22194 | 12,120 | 0.04993 | 54,609 | 242,745 | 0.74033 | 585,960 | 10.7 |
| **75** | 0.30816 | 13,093 | 0.07286 | 42,489 | 179,711 | 0.47639 [c] | 343,216 | 8.1 |
| **80+** | 1.00000 | 29,396 | 0.17978 | 29,396 | 163,504 | - | 163,504 | 5.6 |
| **Perempuan** *Female* | | | | | | | | |
| **0** | 0.00860 | 860 | 0.00867 | 100,000 | 99,205 | 0.99133 [a] | 7,542,660 | 75.4 |
| **1** | 0.00041 | 40 | 0.00010 | 99,140 | 396,461 | 0.99927 [b] | 7,443,454 | 75.1 |
| **5** | 0.00080 | 79 | 0.00016 | 99,100 | 495,303 | 0.99925 | 7,046,993 | 71.1 |
| **10** | 0.00070 | 70 | 0.00014 | 99,021 | 494,932 | 0.99892 | 6,551,690 | 66.2 |
| **15** | 0.00146 | 145 | 0.00029 | 98,951 | 494,396 | 0.99839 | 6,056,758 | 61.2 |
| **20** | 0.00175 | 173 | 0.00035 | 98,807 | 493,601 | 0.99713 | 5,562,362 | 56.3 |
| **25** | 0.00399 | 393 | 0.00080 | 98,633 | 492,184 | 0.99519 | 5,068,762 | 51.4 |
| **30** | 0.00563 | 553 | 0.00113 | 98,240 | 489,817 | 0.99263 | 4,576,578 | 46.6 |
| **35** | 0.00913 | 892 | 0.00183 | 97,687 | 486,205 | 0.98949 | 4,086,760 | 41.8 |
| **40** | 0.01191 | 1,153 | 0.00240 | 96,795 | 481,095 | 0.98250 | 3,600,555 | 37.2 |
| **45** | 0.02315 | 2,214 | 0.00468 | 95,643 | 472,677 | 0.97208 | 3,119,460 | 32.6 |
| **50** | 0.03281 | 3,065 | 0.00667 | 93,428 | 459,478 | 0.95795 | 2,646,783 | 28.3 |
| **55** | 0.05160 | 4,662 | 0.01059 | 90,363 | 440,158 | 0.94419 | 2,187,305 | 24.2 |
| **60** | 0.06025 | 5,164 | 0.01242 | 85,701 | 415,593 | 0.92112 | 1,747,146 | 20.4 |
| **65** | 0.09870 | 7,949 | 0.02076 | 80,537 | 382,812 | 0.88379 | 1,331,553 | 16.5 |
| **70** | 0.13564 | 9,846 | 0.02910 | 72,588 | 338,325 | 0.82479 | 948,741 | 13.1 |
| **75** | 0.22100 | 13,866 | 0.04969 | 62,742 | 279,046 | 0.54286 [c] | 610,416 | 9.7 |
| **80+** | 1.00000 | 48,876 | 0.14750 | 48,876 | 331,370 | - | 331,370 | 6.8 |

**Nota:** *Notes:*
[a] **Daripada umur 0 hingga kumpulan umur 1-4** *From age of 0 to age group 1-4*
[b] **Daripada umur 0, kumpulan umur 1-4 hingga kumpulan umur 5-9** *From age of 0, age group 1-4 to age group 5-9*
[c] **Daripada umur 75 hingga 80+** *From age of 75 to 80+*

**Jadual 3.7.7: Jadual hayat ringkas mengikut jantina dan umur, Hilir Perak, Perak, 2024**
*Table 3.7.7: Abridged life table by sex and age, Hilir Perak, Perak, 2024*

| **Umur** *Age* | **Kebarangkalian mati di antara umur x dan umur x+n** *Probability of dying between age x and age x+n* | **Bilangan kematian di antara umur x dan umur x+n** *Number of deaths between age x and age x+n* | **Kadar tengah mortaliti di antara umur x dan umur x+n** *Central mortality rate between age x and age x+n* | **Penakat (orang yang masih hidup) pada umur tepat x** *Survivors at exact age x* | **Bilangan orang hidup-tahun di antara umur x dan umur x+n** *Number of person-years lived between age x and age x+n* | **Nisbah ketakatan** *Survival ratio* | **Jumlah bilangan orang hidup-tahun selepas umur tepat x** *Total number of person-years lived after exact age x* | **Jangkaan hayat** *Life expectancy* |
|---|---|---|---|---|---|---|---|---|
| **x** | $_nq_x$ | $_nd_x$ | $_nm_x$ | $l_x$ | $_nL_x$ | $_nS_x$ | $T_x$ | $e_x$ |
| **Lelaki dan Perempuan** *Both sexes* | | | | | | | | |
| **0** | 0.00861 | 861 | 0.00868 | 100,000 | 99,204 | 0.99071 [a] | 7,202,439 | 72.0 |
| **1** | 0.00163 | 161 | 0.00041 | 99,139 | 396,153 | 0.99858 [b] | 7,103,235 | 71.6 |
| **5** | 0.00095 | 94 | 0.00019 | 98,977 | 494,651 | 0.99871 | 6,707,082 | 67.8 |
| **10** | 0.00162 | 160 | 0.00032 | 98,883 | 494,016 | 0.99711 | 6,212,431 | 62.8 |
| **15** | 0.00416 | 411 | 0.00083 | 98,723 | 492,589 | 0.99542 | 5,718,415 | 57.9 |
| **20** | 0.00500 | 492 | 0.00100 | 98,313 | 490,333 | 0.99431 | 5,225,826 | 53.2 |
| **25** | 0.00639 | 625 | 0.00128 | 97,821 | 487,541 | 0.99215 | 4,735,493 | 48.4 |
| **30** | 0.00932 | 906 | 0.00187 | 97,196 | 483,714 | 0.98802 | 4,247,952 | 43.7 |
| **35** | 0.01466 | 1,412 | 0.00295 | 96,290 | 477,920 | 0.98346 | 3,764,238 | 39.1 |
| **40** | 0.01845 | 1,750 | 0.00372 | 94,878 | 470,015 | 0.97582 | 3,286,319 | 34.6 |
| **45** | 0.03003 | 2,797 | 0.00610 | 93,128 | 458,649 | 0.96184 | 2,816,304 | 30.2 |
| **50** | 0.04655 | 4,205 | 0.00953 | 90,331 | 441,145 | 0.94297 | 2,357,655 | 26.1 |
| **55** | 0.06802 | 5,858 | 0.01408 | 86,127 | 415,987 | 0.92452 | 1,916,510 | 22.3 |
| **60** | 0.08348 | 6,701 | 0.01742 | 80,268 | 384,590 | 0.89820 | 1,500,522 | 18.7 |
| **65** | 0.12179 | 8,960 | 0.02594 | 73,568 | 345,438 | 0.85546 | 1,115,932 | 15.2 |
| **70** | 0.17045 | 11,012 | 0.03727 | 64,608 | 295,507 | 0.78577 | 770,495 | 11.9 |
| **75** | 0.26702 | 14,311 | 0.06163 | 53,595 | 232,199 | 0.51115 [c] | 474,988 | 8.9 |
| **80+** | 1.00000 | 39,284 | 0.16181 | 39,284 | 242,788 | - | 242,788 | 6.2 |
| **Lelaki** *Male* | | | | | | | | |
| **0** | 0.00976 | 976 | 0.00985 | 100,000 | 99,093 | 0.98983 [a] | 6,920,507 | 69.2 |
| **1** | 0.00118 | 117 | 0.00029 | 99,024 | 395,820 | 0.99849 [b] | 6,821,414 | 68.9 |
| **5** | 0.00150 | 148 | 0.00030 | 98,908 | 494,169 | 0.99814 | 6,425,594 | 65.0 |
| **10** | 0.00222 | 220 | 0.00045 | 98,760 | 493,249 | 0.99561 | 5,931,425 | 60.1 |
| **15** | 0.00655 | 646 | 0.00131 | 98,540 | 491,086 | 0.99328 | 5,438,176 | 55.2 |
| **20** | 0.00690 | 675 | 0.00138 | 97,894 | 487,784 | 0.99274 | 4,947,090 | 50.5 |
| **25** | 0.00763 | 742 | 0.00153 | 97,219 | 484,242 | 0.98972 | 4,459,305 | 45.9 |
| **30** | 0.01294 | 1,248 | 0.00260 | 96,477 | 479,266 | 0.98508 | 3,975,063 | 41.2 |
| **35** | 0.01693 | 1,612 | 0.00342 | 95,229 | 472,114 | 0.97995 | 3,495,797 | 36.7 |
| **40** | 0.02322 | 2,174 | 0.00470 | 93,617 | 462,648 | 0.96925 | 3,023,683 | 32.3 |
| **45** | 0.03846 | 3,517 | 0.00784 | 91,443 | 448,421 | 0.95089 | 2,561,035 | 28.0 |
| **50** | 0.06018 | 5,292 | 0.01241 | 87,926 | 426,400 | 0.92438 | 2,112,613 | 24.0 |
| **55** | 0.09204 | 7,606 | 0.01930 | 82,634 | 394,156 | 0.90087 | 1,686,213 | 20.4 |
| **60** | 0.10694 | 8,024 | 0.02260 | 75,028 | 355,082 | 0.87506 | 1,292,057 | 17.2 |
| **65** | 0.14509 | 9,721 | 0.03129 | 67,004 | 310,719 | 0.82718 | 936,975 | 14.0 |
| **70** | 0.20526 | 11,758 | 0.04575 | 57,283 | 257,021 | 0.74664 | 626,257 | 10.9 |
| **75** | 0.31388 | 14,290 | 0.07446 | 45,525 | 191,903 | 0.48027 [c] | 369,236 | 8.1 |
| **80+** | 1.00000 | 31,236 | 0.17614 | 31,236 | 177,333 | - | 177,333 | 5.7 |
| **Perempuan** *Female* | | | | | | | | |
| **0** | 0.00742 | 742 | 0.00747 | 100,000 | 99,311 | 0.99164 [a] | 7,528,696 | 75.3 |
| **1** | 0.00211 | 209 | 0.00053 | 99,258 | 396,510 | 0.99864 [b] | 7,429,385 | 74.8 |
| **5** | 0.00039 | 38 | 0.00008 | 99,048 | 495,146 | 0.99931 | 7,032,875 | 71.0 |
| **10** | 0.00099 | 98 | 0.00020 | 99,010 | 494,805 | 0.99866 | 6,537,729 | 66.0 |
| **15** | 0.00169 | 167 | 0.00034 | 98,912 | 494,142 | 0.99791 | 6,042,924 | 61.1 |
| **20** | 0.00249 | 246 | 0.00050 | 98,745 | 493,108 | 0.99653 | 5,548,782 | 56.2 |
| **25** | 0.00445 | 438 | 0.00089 | 98,499 | 491,397 | 0.99557 | 5,055,674 | 51.3 |
| **30** | 0.00440 | 432 | 0.00088 | 98,060 | 489,222 | 0.99211 | 4,564,277 | 46.5 |
| **35** | 0.01139 | 1,112 | 0.00229 | 97,629 | 485,362 | 0.98797 | 4,075,054 | 41.7 |
| **40** | 0.01267 | 1,222 | 0.00255 | 96,516 | 479,525 | 0.98319 | 3,589,692 | 37.2 |
| **45** | 0.02101 | 2,002 | 0.00425 | 95,294 | 471,465 | 0.97281 | 3,110,167 | 32.6 |
| **50** | 0.03350 | 3,125 | 0.00681 | 93,292 | 458,648 | 0.96005 | 2,638,702 | 28.3 |
| **55** | 0.04662 | 4,203 | 0.00955 | 90,167 | 440,327 | 0.94583 | 2,180,054 | 24.2 |
| **60** | 0.06210 | 5,338 | 0.01282 | 85,964 | 416,473 | 0.91921 | 1,739,727 | 20.2 |
| **65** | 0.10071 | 8,120 | 0.02121 | 80,626 | 382,829 | 0.88144 | 1,323,254 | 16.4 |
| **70** | 0.13840 | 10,035 | 0.02974 | 72,506 | 337,441 | 0.82087 | 940,425 | 13.0 |
| **75** | 0.22640 | 14,143 | 0.05106 | 62,471 | 276,995 | 0.54063 [c] | 602,984 | 9.7 |
| **80+** | 1.00000 | 48,327 | 0.14825 | 48,327 | 325,989 | - | 325,989 | 6.7 |

**Nota:** *Notes:*
[a] **Daripada umur 0 hingga kumpulan umur 1-4** *From age of 0 to age group 1-4*
[b] **Daripada umur 0, kumpulan umur 1-4 hingga kumpulan umur 5-9** *From age of 0, age group 1-4 to age group 5-9*
[c] **Daripada umur 75 hingga 80+** *From age of 75 to 80+*

**Jadual 3.7.8: Jadual hayat ringkas mengikut jantina dan umur, Hulu Perak, Perak, 2024**
*Table 3.7.8: Abridged life table by sex and age, Hulu Perak, Perak, 2024*

| **Umur** *Age* | **Kebarangkalian mati di antara umur x dan umur x+n** *Probability of dying between age x and age x+n* | **Bilangan kematian di antara umur x dan umur x+n** *Number of deaths between age x and age x+n* | **Kadar tengah mortaliti di antara umur x dan umur x+n** *Central mortality rate between age x and age x+n* | **Penakat (orang yang masih hidup) pada umur tepat x** *Survivors at exact age x* | **Bilangan orang hidup-tahun di antara umur x dan umur x+n** *Number of person-years lived between age x and age x+n* | **Nisbah ketakatan** *Survival ratio* | **Jumlah bilangan orang hidup-tahun selepas umur tepat x** *Total number of person-years lived after exact age x* | **Jangkaan hayat** *Life expectancy* |
|---|---|---|---|---|---|---|---|---|
| **x** | $_nq_x$ | $_nd_x$ | $_nm_x$ | $l_x$ | $_nL_x$ | $_nS_x$ | $T_x$ | $e_x$ |
| **Lelaki dan Perempuan** *Both sexes* | | | | | | | | |
| **0** | 0.00764 | 764 | 0.00770 | 100,000 | 99,291 | 0.99081 [a] | 7,120,025 | 71.2 |
| **1** | 0.00336 | 334 | 0.00084 | 99,236 | 396,113 | 0.99757 [b] | 7,020,734 | 70.7 |
| **5** | 0.00126 | 125 | 0.00025 | 98,902 | 494,199 | 0.99818 | 6,624,621 | 67.0 |
| **10** | 0.00238 | 235 | 0.00048 | 98,778 | 493,300 | 0.99670 | 6,130,422 | 62.1 |
| **15** | 0.00422 | 415 | 0.00085 | 98,542 | 491,673 | 0.99547 | 5,637,122 | 57.2 |
| **20** | 0.00485 | 476 | 0.00097 | 98,127 | 489,446 | 0.99307 | 5,145,449 | 52.4 |
| **25** | 0.00903 | 881 | 0.00181 | 97,651 | 486,053 | 0.98940 | 4,656,003 | 47.7 |
| **30** | 0.01219 | 1,180 | 0.00245 | 96,770 | 480,900 | 0.98575 | 4,169,950 | 43.1 |
| **35** | 0.01633 | 1,561 | 0.00329 | 95,590 | 474,048 | 0.98200 | 3,689,050 | 38.6 |
| **40** | 0.01970 | 1,852 | 0.00398 | 94,029 | 465,516 | 0.97500 | 3,215,002 | 34.2 |
| **45** | 0.03042 | 2,804 | 0.00618 | 92,177 | 453,876 | 0.96340 | 2,749,486 | 29.8 |
| **50** | 0.04297 | 3,840 | 0.00878 | 89,373 | 437,267 | 0.94426 | 2,295,610 | 25.7 |
| **55** | 0.06909 | 5,910 | 0.01431 | 85,533 | 412,893 | 0.92013 | 1,858,343 | 21.7 |
| **60** | 0.09145 | 7,281 | 0.01917 | 79,624 | 379,915 | 0.88790 | 1,445,450 | 18.2 |
| **65** | 0.13483 | 9,754 | 0.02892 | 72,342 | 337,327 | 0.84396 | 1,065,535 | 14.7 |
| **70** | 0.18055 | 11,300 | 0.03969 | 62,589 | 284,692 | 0.77482 | 728,207 | 11.6 |
| **75** | 0.27965 | 14,343 | 0.06502 | 51,288 | 220,584 | 0.50265 [c] | 443,515 | 8.6 |
| **80+** | 1.00000 | 36,945 | 0.16573 | 36,945 | 222,931 | - | 222,931 | 6.0 |
| **Lelaki** *Male* | | | | | | | | |
| **0** | 0.01020 | 1,020 | 0.01030 | 100,000 | 99,053 | 0.98733 [a] | 6,838,892 | 68.4 |
| **1** | 0.00555 | 550 | 0.00139 | 98,980 | 394,611 | 0.99610 [b] | 6,739,840 | 68.1 |
| **5** | 0.00166 | 163 | 0.00033 | 98,430 | 491,741 | 0.99768 | 6,345,228 | 64.5 |
| **10** | 0.00299 | 294 | 0.00060 | 98,267 | 490,598 | 0.99508 | 5,853,487 | 59.6 |
| **15** | 0.00686 | 672 | 0.00138 | 97,973 | 488,185 | 0.99277 | 5,362,889 | 54.7 |
| **20** | 0.00760 | 739 | 0.00153 | 97,301 | 484,657 | 0.99134 | 4,874,704 | 50.1 |
| **25** | 0.00973 | 939 | 0.00196 | 96,562 | 480,461 | 0.98838 | 4,390,046 | 45.5 |
| **30** | 0.01353 | 1,294 | 0.00272 | 95,622 | 474,878 | 0.98352 | 3,909,586 | 40.9 |
| **35** | 0.01948 | 1,837 | 0.00393 | 94,329 | 467,050 | 0.97706 | 3,434,708 | 36.4 |
| **40** | 0.02648 | 2,449 | 0.00537 | 92,491 | 456,334 | 0.96701 | 2,967,658 | 32.1 |
| **45** | 0.03967 | 3,572 | 0.00809 | 90,042 | 441,282 | 0.95146 | 2,511,324 | 27.9 |
| **50** | 0.05778 | 4,996 | 0.01190 | 86,470 | 419,862 | 0.92828 | 2,070,042 | 23.9 |
| **55** | 0.08653 | 7,050 | 0.01809 | 81,474 | 389,748 | 0.90581 | 1,650,180 | 20.3 |
| **60** | 0.10257 | 7,634 | 0.02162 | 74,425 | 353,039 | 0.87334 | 1,260,432 | 16.9 |
| **65** | 0.15349 | 10,252 | 0.03325 | 66,791 | 308,324 | 0.80929 | 907,394 | 13.6 |
| **70** | 0.23467 | 13,268 | 0.05317 | 56,539 | 249,525 | 0.73246 | 599,070 | 10.6 |
| **75** | 0.31048 | 13,435 | 0.07351 | 43,271 | 182,768 | 0.47713 [c] | 349,545 | 8.1 |
| **80+** | 1.00000 | 29,836 | 0.17890 | 29,836 | 166,777 | - | 166,777 | 5.6 |
| **Perempuan** *Female* | | | | | | | | |
| **0** | 0.00477 | 477 | 0.00479 | 100,000 | 99,554 | 0.99480 [a] | 7,455,006 | 74.6 |
| **1** | 0.00100 | 99 | 0.00025 | 99,523 | 397,845 | 0.99901 [b] | 7,355,452 | 73.9 |
| **5** | 0.00085 | 84 | 0.00017 | 99,424 | 496,907 | 0.99870 | 6,957,607 | 70.0 |
| **10** | 0.00174 | 173 | 0.00035 | 99,339 | 496,263 | 0.99841 | 6,460,700 | 65.0 |
| **15** | 0.00144 | 143 | 0.00029 | 99,166 | 495,473 | 0.99837 | 5,964,437 | 60.1 |
| **20** | 0.00182 | 180 | 0.00036 | 99,023 | 494,665 | 0.99504 | 5,468,964 | 55.2 |
| **25** | 0.00811 | 802 | 0.00163 | 98,843 | 492,211 | 0.99073 | 4,974,299 | 50.3 |
| **30** | 0.01044 | 1,024 | 0.00210 | 98,041 | 487,647 | 0.98849 | 4,482,088 | 45.7 |
| **35** | 0.01258 | 1,221 | 0.00253 | 97,018 | 482,037 | 0.98797 | 3,994,440 | 41.2 |
| **40** | 0.01147 | 1,099 | 0.00231 | 95,797 | 476,238 | 0.98402 | 3,512,403 | 36.7 |
| **45** | 0.02054 | 1,945 | 0.00415 | 94,698 | 468,628 | 0.97588 | 3,036,165 | 32.1 |
| **50** | 0.02777 | 2,576 | 0.00563 | 92,753 | 457,327 | 0.96008 | 2,567,537 | 27.7 |
| **55** | 0.05243 | 4,728 | 0.01077 | 90,178 | 439,069 | 0.93399 | 2,110,211 | 23.4 |
| **60** | 0.08034 | 6,865 | 0.01674 | 85,450 | 410,087 | 0.90219 | 1,671,142 | 19.6 |
| **65** | 0.11680 | 9,178 | 0.02481 | 78,585 | 369,978 | 0.88003 | 1,261,054 | 16.0 |
| **70** | 0.12356 | 8,576 | 0.02634 | 69,406 | 325,594 | 0.81694 | 891,076 | 12.8 |
| **75** | 0.25095 | 15,266 | 0.05739 | 60,831 | 265,990 | 0.52962 [c] | 565,482 | 9.3 |
| **80+** | 1.00000 | 45,565 | 0.15214 | 45,565 | 299,492 | - | 299,492 | 6.6 |

**Nota:** *Notes:*
[a] **Daripada umur 0 hingga kumpulan umur 1-4** *From age of 0 to age group 1-4*
[b] **Daripada umur 0, kumpulan umur 1-4 hingga kumpulan umur 5-9** *From age of 0, age group 1-4 to age group 5-9*
[c] **Daripada umur 75 hingga 80+** *From age of 75 to 80+*

**Jadual 3.7.9: Jadual hayat ringkas mengikut jantina dan umur, Perak Tengah, Perak, 2024**
*Table 3.7.9: Abridged life table by sex and age, Perak Tengah, Perak, 2024*

| **Umur** *Age* | **Kebarangkalian mati di antara umur x dan umur x+n** *Probability of dying between age x and age x+n* | **Bilangan kematian di antara umur x dan umur x+n** *Number of deaths between age x and age x+n* | **Kadar tengah mortaliti di antara umur x dan umur x+n** *Central mortality rate between age x and age x+n* | **Penakat (orang yang masih hidup) pada umur tepat x** *Survivors at exact age x* | **Bilangan orang hidup-tahun di antara umur x dan umur x+n** *Number of person-years lived between age x and age x+n* | **Nisbah ketakatan** *Survival ratio* | **Jumlah bilangan orang hidup-tahun selepas umur tepat x** *Total number of person-years lived after exact age x* | **Jangkaan hayat** *Life expectancy* |
|---|---|---|---|---|---|---|---|---|
| **x** | $_nq_x$ | $_nd_x$ | $_nm_x$ | $l_x$ | $_nL_x$ | $_nS_x$ | $T_x$ | $e_x$ |
| **Lelaki dan Perempuan** *Both sexes* | | | | | | | | |
| **0** | 0.00805 | 805 | 0.00812 | 100,000 | 99,254 | 0.99100 [a] | 7,077,031 | 70.8 |
| **1** | 0.00217 | 215 | 0.00054 | 99,195 | 396,243 | 0.99788 [b] | 6,977,777 | 70.3 |
| **5** | 0.00183 | 181 | 0.00037 | 98,980 | 494,445 | 0.99824 | 6,581,534 | 66.5 |
| **10** | 0.00170 | 168 | 0.00034 | 98,798 | 493,573 | 0.99588 | 6,087,088 | 61.6 |
| **15** | 0.00655 | 646 | 0.00131 | 98,631 | 491,540 | 0.99540 | 5,593,515 | 56.7 |
| **20** | 0.00265 | 260 | 0.00053 | 97,985 | 489,277 | 0.99652 | 5,101,975 | 52.1 |
| **25** | 0.00431 | 421 | 0.00086 | 97,725 | 487,575 | 0.99339 | 4,612,698 | 47.2 |
| **30** | 0.00892 | 868 | 0.00179 | 97,305 | 484,353 | 0.98943 | 4,125,123 | 42.4 |
| **35** | 0.01224 | 1,180 | 0.00246 | 96,436 | 479,230 | 0.98388 | 3,640,770 | 37.8 |
| **40** | 0.02005 | 1,910 | 0.00405 | 95,256 | 471,504 | 0.97623 | 3,161,540 | 33.2 |
| **45** | 0.02757 | 2,573 | 0.00559 | 93,346 | 460,296 | 0.95937 | 2,690,036 | 28.8 |
| **50** | 0.05407 | 4,908 | 0.01111 | 90,773 | 441,593 | 0.93134 | 2,229,740 | 24.6 |
| **55** | 0.08409 | 7,221 | 0.01756 | 85,865 | 411,273 | 0.90758 | 1,788,147 | 20.8 |
| **60** | 0.10151 | 7,984 | 0.02139 | 78,644 | 373,262 | 0.87853 | 1,376,875 | 17.5 |
| **65** | 0.14367 | 10,152 | 0.03096 | 70,661 | 327,924 | 0.83080 | 1,003,612 | 14.2 |
| **70** | 0.19902 | 12,042 | 0.04420 | 60,509 | 272,439 | 0.75515 | 675,688 | 11.2 |
| **75** | 0.30207 | 14,640 | 0.07116 | 48,467 | 205,732 | 0.48981 [c] | 403,250 | 8.3 |
| **80+** | 1.00000 | 33,826 | 0.17126 | 33,826 | 197,517 | - | 197,517 | 5.8 |
| **Lelaki** *Male* | | | | | | | | |
| **0** | 0.00988 | 988 | 0.00997 | 100,000 | 99,082 | 0.98940 [a] | 6,770,566 | 67.7 |
| **1** | 0.00181 | 180 | 0.00045 | 99,012 | 395,620 | 0.99815 [b] | 6,671,484 | 67.4 |
| **5** | 0.00152 | 150 | 0.00030 | 98,832 | 493,786 | 0.99781 | 6,275,864 | 63.5 |
| **10** | 0.00287 | 283 | 0.00057 | 98,682 | 492,703 | 0.99254 | 5,782,078 | 58.6 |
| **15** | 0.01207 | 1,188 | 0.00243 | 98,399 | 489,025 | 0.99213 | 5,289,375 | 53.8 |
| **20** | 0.00363 | 353 | 0.00073 | 97,211 | 485,174 | 0.99556 | 4,800,350 | 49.4 |
| **25** | 0.00526 | 510 | 0.00106 | 96,859 | 483,018 | 0.99275 | 4,315,175 | 44.6 |
| **30** | 0.00924 | 891 | 0.00186 | 96,349 | 479,518 | 0.98894 | 3,832,157 | 39.8 |
| **35** | 0.01289 | 1,231 | 0.00260 | 95,458 | 474,214 | 0.98127 | 3,352,640 | 35.1 |
| **40** | 0.02465 | 2,323 | 0.00499 | 94,227 | 465,330 | 0.97029 | 2,878,425 | 30.5 |
| **45** | 0.03490 | 3,207 | 0.00710 | 91,905 | 451,505 | 0.94529 | 2,413,095 | 26.3 |
| **50** | 0.07524 | 6,673 | 0.01564 | 88,697 | 426,804 | 0.90452 | 1,961,590 | 22.1 |
| **55** | 0.11737 | 9,627 | 0.02494 | 82,024 | 386,054 | 0.87522 | 1,534,786 | 18.7 |
| **60** | 0.13318 | 9,642 | 0.02854 | 72,397 | 337,882 | 0.83760 | 1,148,732 | 15.9 |
| **65** | 0.19612 | 12,308 | 0.04349 | 62,755 | 283,009 | 0.78873 | 810,849 | 12.9 |
| **70** | 0.23012 | 11,609 | 0.05201 | 50,448 | 223,218 | 0.73023 | 527,841 | 10.5 |
| **75** | 0.32129 | 12,478 | 0.07656 | 38,839 | 162,999 | 0.46491 [c] | 304,623 | 7.8 |
| **80+** | 1.00000 | 26,361 | 0.18613 | 26,361 | 141,624 | - | 141,624 | 5.4 |
| **Perempuan** *Female* | | | | | | | | |
| **0** | 0.00618 | 618 | 0.00621 | 100,000 | 99,425 | 0.99264 [a] | 7,420,435 | 74.2 |
| **1** | 0.00256 | 255 | 0.00064 | 99,382 | 396,896 | 0.99754 [b] | 7,321,011 | 73.7 |
| **5** | 0.00217 | 215 | 0.00043 | 99,128 | 495,101 | 0.99870 | 6,924,115 | 69.9 |
| **10** | 0.00044 | 43 | 0.00009 | 98,913 | 494,455 | 0.99934 | 6,429,014 | 65.0 |
| **15** | 0.00088 | 87 | 0.00018 | 98,869 | 494,128 | 0.99880 | 5,934,560 | 60.0 |
| **20** | 0.00151 | 149 | 0.00030 | 98,782 | 493,536 | 0.99767 | 5,440,432 | 55.1 |
| **25** | 0.00316 | 311 | 0.00063 | 98,633 | 492,385 | 0.99419 | 4,946,895 | 50.2 |
| **30** | 0.00848 | 833 | 0.00170 | 98,321 | 489,523 | 0.99004 | 4,454,511 | 45.3 |
| **35** | 0.01145 | 1,116 | 0.00230 | 97,488 | 484,649 | 0.98687 | 3,964,988 | 40.7 |
| **40** | 0.01484 | 1,430 | 0.00299 | 96,372 | 478,283 | 0.98284 | 3,480,339 | 36.1 |
| **45** | 0.01951 | 1,853 | 0.00394 | 94,942 | 470,077 | 0.97302 | 3,002,056 | 31.6 |
| **50** | 0.03460 | 3,221 | 0.00704 | 93,089 | 457,393 | 0.95623 | 2,531,979 | 27.2 |
| **55** | 0.05326 | 4,787 | 0.01094 | 89,868 | 437,375 | 0.93873 | 2,074,586 | 23.1 |
| **60** | 0.06972 | 5,932 | 0.01445 | 85,082 | 410,578 | 0.91852 | 1,637,210 | 19.2 |
| **65** | 0.09411 | 7,449 | 0.01975 | 79,150 | 377,126 | 0.86770 | 1,226,632 | 15.5 |
| **70** | 0.17445 | 12,508 | 0.03823 | 71,701 | 327,233 | 0.77482 | 849,506 | 11.8 |
| **75** | 0.28664 | 16,967 | 0.06692 | 59,192 | 253,545 | 0.51454 [c] | 522,273 | 8.8 |
| **80+** | 1.00000 | 42,226 | 0.15713 | 42,226 | 268,728 | - | 268,728 | 6.4 |

**Nota:** *Notes:*
[a] **Daripada umur 0 hingga kumpulan umur 1-4** *From age of 0 to age group 1-4*
[b] **Daripada umur 0, kumpulan umur 1-4 hingga kumpulan umur 5-9** *From age of 0, age group 1-4 to age group 5-9*
[c] **Daripada umur 75 hingga 80+** *From age of 75 to 80+*

**Jadual 3.7.10: Jadual hayat ringkas mengikut jantina dan umur, Kampar, Perak, 2024**
*Table 3.7.10: Abridged life table by sex and age, Kampar, Perak, 2024*

| **Umur** *Age* | **Kebarangkalian mati di antara umur x dan umur x+n** *Probability of dying between age x and age x+n* | **Bilangan kematian di antara umur x dan umur x+n** *Number of deaths between age x and age x+n* | **Kadar tengah mortaliti di antara umur x dan umur x+n** *Central mortality rate between age x and age x+n* | **Penakat (orang yang masih hidup) pada umur tepat x** *Survivors at exact age x* | **Bilangan orang hidup-tahun di antara umur x dan umur x+n** *Number of person-years lived between age x and age x+n* | **Nisbah ketakatan** *Survival ratio* | **Jumlah bilangan orang hidup-tahun selepas umur tepat x** *Total number of person-years lived after exact age x* | **Jangkaan hayat** *Life expectancy* |
|---|---|---|---|---|---|---|---|---|
| **x** | $_nq_x$ | $_nd_x$ | $_nm_x$ | $l_x$ | $_nL_x$ | $_nS_x$ | $T_x$ | $e_x$ |
| **Lelaki dan Perempuan** *Both sexes* | | | | | | | | |
| **0** | 0.00621 | 621 | 0.00625 | 100,000 | 99,422 | 0.99275 [a] | 7,405,897 | 74.1 |
| **1** | 0.00227 | 225 | 0.00057 | 99,379 | 396,956 | 0.99835 [b] | 7,306,475 | 73.5 |
| **5** | 0.00084 | 83 | 0.00017 | 99,154 | 495,560 | 0.99935 | 6,909,519 | 69.7 |
| **10** | 0.00046 | 45 | 0.00009 | 99,070 | 495,239 | 0.99838 | 6,413,959 | 64.7 |
| **15** | 0.00279 | 276 | 0.00056 | 99,025 | 494,436 | 0.99783 | 5,918,721 | 59.8 |
| **20** | 0.00155 | 153 | 0.00031 | 98,749 | 493,364 | 0.99772 | 5,424,284 | 54.9 |
| **25** | 0.00301 | 296 | 0.00060 | 98,596 | 492,241 | 0.99481 | 4,930,920 | 50.0 |
| **30** | 0.00738 | 726 | 0.00148 | 98,300 | 489,685 | 0.99153 | 4,438,679 | 45.2 |
| **35** | 0.00955 | 932 | 0.00192 | 97,574 | 485,540 | 0.98698 | 3,948,993 | 40.5 |
| **40** | 0.01653 | 1,597 | 0.00333 | 96,642 | 479,216 | 0.97999 | 3,463,453 | 35.8 |
| **45** | 0.02354 | 2,238 | 0.00476 | 95,045 | 469,629 | 0.96564 | 2,984,237 | 31.4 |
| **50** | 0.04544 | 4,217 | 0.00930 | 92,807 | 453,493 | 0.94570 | 2,514,608 | 27.1 |
| **55** | 0.06358 | 5,633 | 0.01313 | 88,590 | 428,869 | 0.93640 | 2,061,115 | 23.3 |
| **60** | 0.06361 | 5,277 | 0.01314 | 82,957 | 401,594 | 0.91713 | 1,632,246 | 19.7 |
| **65** | 0.10343 | 8,035 | 0.02181 | 77,680 | 368,314 | 0.87594 | 1,230,653 | 15.8 |
| **70** | 0.14706 | 10,242 | 0.03175 | 69,646 | 322,623 | 0.79883 | 862,338 | 12.4 |
| **75** | 0.26462 | 15,719 | 0.06099 | 59,404 | 257,720 | 0.52249 [c] | 539,716 | 9.1 |
| **80+** | 1.00000 | 43,684 | 0.15491 | 43,684 | 281,995 | - | 281,995 | 6.5 |
| **Lelaki** *Male* | | | | | | | | |
| **0** | 0.00512 | 512 | 0.00515 | 100,000 | 99,517 | 0.99422 [a] | 7,088,530 | 70.9 |
| **1** | 0.00152 | 151 | 0.00038 | 99,488 | 397,593 | 0.99859 [b] | 6,989,013 | 70.3 |
| **5** | 0.00111 | 110 | 0.00022 | 99,337 | 496,407 | 0.99902 | 6,591,420 | 66.4 |
| **10** | 0.00085 | 84 | 0.00017 | 99,226 | 495,921 | 0.99748 | 6,095,013 | 61.4 |
| **15** | 0.00419 | 416 | 0.00084 | 99,142 | 494,671 | 0.99655 | 5,599,092 | 56.5 |
| **20** | 0.00271 | 268 | 0.00054 | 98,726 | 492,963 | 0.99675 | 5,104,420 | 51.7 |
| **25** | 0.00380 | 374 | 0.00076 | 98,459 | 491,359 | 0.99379 | 4,611,457 | 46.8 |
| **30** | 0.00863 | 847 | 0.00173 | 98,085 | 488,307 | 0.98900 | 4,120,098 | 42.0 |
| **35** | 0.01338 | 1,301 | 0.00269 | 97,238 | 482,937 | 0.98225 | 3,631,790 | 37.3 |
| **40** | 0.02218 | 2,128 | 0.00449 | 95,937 | 474,363 | 0.97074 | 3,148,853 | 32.8 |
| **45** | 0.03650 | 3,424 | 0.00743 | 93,808 | 460,483 | 0.94745 | 2,674,490 | 28.5 |
| **50** | 0.06920 | 6,255 | 0.01434 | 90,385 | 436,286 | 0.91873 | 2,214,007 | 24.5 |
| **55** | 0.09423 | 7,927 | 0.01978 | 84,130 | 400,830 | 0.91042 | 1,777,721 | 21.1 |
| **60** | 0.08445 | 6,435 | 0.01763 | 76,202 | 364,923 | 0.89275 | 1,376,891 | 18.1 |
| **65** | 0.13215 | 9,220 | 0.02830 | 69,767 | 325,786 | 0.84615 | 1,011,968 | 14.5 |
| **70** | 0.17886 | 10,829 | 0.03929 | 60,547 | 275,662 | 0.76125 | 686,182 | 11.3 |
| **75** | 0.31168 | 15,496 | 0.07384 | 49,718 | 209,849 | 0.48882 [c] | 410,520 | 8.3 |
| **80+** | 1.00000 | 34,222 | 0.17054 | 34,222 | 200,671 | - | 200,671 | 5.9 |
| **Perempuan** *Female* | | | | | | | | |
| **0** | 0.00748 | 748 | 0.00753 | 100,000 | 99,306 | 0.99114 [a] | 7,771,114 | 77.7 |
| **1** | 0.00301 | 298 | 0.00075 | 99,252 | 396,266 | 0.99809 [b] | 7,671,808 | 77.3 |
| **5** | 0.00057 | 56 | 0.00011 | 98,954 | 494,628 | 0.99972 | 7,275,542 | 73.5 |
| **10** | 0.00000 | - | 0.00000 | 98,898 | 494,488 | 0.99945 | 6,780,915 | 68.6 |
| **15** | 0.00111 | 110 | 0.00022 | 98,898 | 494,213 | 0.99931 | 6,286,427 | 63.6 |
| **20** | 0.00027 | 27 | 0.00005 | 98,788 | 493,872 | 0.99883 | 5,792,214 | 58.6 |
| **25** | 0.00207 | 204 | 0.00041 | 98,761 | 493,294 | 0.99600 | 5,298,341 | 53.6 |
| **30** | 0.00593 | 584 | 0.00119 | 98,557 | 491,322 | 0.99446 | 4,805,047 | 48.8 |
| **35** | 0.00514 | 504 | 0.00103 | 97,972 | 488,603 | 0.99232 | 4,313,725 | 44.0 |
| **40** | 0.01024 | 998 | 0.00206 | 97,469 | 484,850 | 0.98983 | 3,825,122 | 39.2 |
| **45** | 0.01010 | 974 | 0.00203 | 96,471 | 479,920 | 0.98313 | 3,340,273 | 34.6 |
| **50** | 0.02372 | 2,265 | 0.00480 | 95,497 | 471,822 | 0.97094 | 2,860,353 | 30.0 |
| **55** | 0.03454 | 3,221 | 0.00703 | 93,232 | 458,109 | 0.96110 | 2,388,531 | 25.6 |
| **60** | 0.04342 | 3,908 | 0.00888 | 90,011 | 440,287 | 0.94069 | 1,930,422 | 21.4 |
| **65** | 0.07593 | 6,538 | 0.01578 | 86,103 | 414,172 | 0.90422 | 1,490,136 | 17.3 |
| **70** | 0.11727 | 9,331 | 0.02492 | 79,566 | 374,500 | 0.83317 | 1,075,964 | 13.5 |
| **75** | 0.22297 | 15,660 | 0.05019 | 70,235 | 312,023 | 0.55518 [c] | 701,463 | 10.0 |
| **80+** | 1.00000 | 54,575 | 0.14014 | 54,575 | 389,440 | - | 389,440 | 7.1 |

**Nota:** [a] **Daripada umur 0 hingga kumpulan umur 1-4** [b] **Daripada umur 0, kumpulan umur 1-4 hingga kumpulan umur 5-9** [c] **Daripada umur 75 hingga 80+**
*Notes:* *From age of 0 to age group 1-4* *From age of 0, age group 1-4 to age group 5-9* *From age of 75 to 80+*

**Jadual 3.7.11: Jadual hayat ringkas mengikut jantina dan umur, Muallim, Perak, 2024**
*Table 3.7.11: Abridged life table by sex and age, Muallim, Perak, 2024*

| **Umur** *Age* | **Kebarangkalian mati di antara umur x dan umur x+n** *Probability of dying between age x and age x+n* | **Bilangan kematian di antara umur x dan umur x+n** *Number of deaths between age x and age x+n* | **Kadar tengah mortaliti di antara umur x dan umur x+n** *Central mortality rate between age x and age x+n* | **Penakat (orang yang masih hidup) pada umur tepat x** *Survivors at exact age x* | **Bilangan orang hidup-tahun di antara umur x dan umur x+n** *Number of person-years lived between age x and age x+n* | **Nisbah ketakatan** *Survival ratio* | **Jumlah bilangan orang hidup-tahun selepas umur tepat x** *Total number of person-years lived after exact age x* | **Jangkaan hayat** *Life expectancy* |
|---|---|---|---|---|---|---|---|---|
| **x** | $_nq_x$ | $_nd_x$ | $_nm_x$ | $l_x$ | $_nL_x$ | $_nS_x$ | $T_x$ | $e_x$ |
| **Lelaki dan Perempuan** *Both sexes* | | | | | | | | |
| **0** | 0.00746 | 746 | 0.00751 | 100,000 | 99,308 | 0.99226 [a] | 7,475,552 | 74.8 |
| **1** | 0.00080 | 79 | 0.00020 | 99,254 | 396,820 | 0.99949 [b] | 7,376,244 | 74.3 |
| **5** | 0.00000 | - | 0.00000 | 99,175 | 495,875 | 0.99937 | 6,979,425 | 70.4 |
| **10** | 0.00125 | 124 | 0.00025 | 99,175 | 495,564 | 0.99760 | 6,483,550 | 65.4 |
| **15** | 0.00354 | 351 | 0.00071 | 99,051 | 494,376 | 0.99731 | 5,987,986 | 60.5 |
| **20** | 0.00183 | 181 | 0.00037 | 98,700 | 493,046 | 0.99810 | 5,493,610 | 55.7 |
| **25** | 0.00198 | 195 | 0.00040 | 98,519 | 492,107 | 0.99645 | 5,000,564 | 50.8 |
| **30** | 0.00513 | 505 | 0.00103 | 98,324 | 490,358 | 0.99329 | 4,508,458 | 45.9 |
| **35** | 0.00830 | 812 | 0.00167 | 97,819 | 487,066 | 0.98814 | 4,018,100 | 41.1 |
| **40** | 0.01545 | 1,498 | 0.00311 | 97,007 | 481,289 | 0.97979 | 3,531,034 | 36.4 |
| **45** | 0.02504 | 2,391 | 0.00507 | 95,509 | 471,565 | 0.97042 | 3,049,744 | 31.9 |
| **50** | 0.03424 | 3,189 | 0.00697 | 93,117 | 457,614 | 0.95428 | 2,578,180 | 27.7 |
| **55** | 0.05760 | 5,180 | 0.01186 | 89,928 | 436,693 | 0.93565 | 2,120,565 | 23.6 |
| **60** | 0.07152 | 6,062 | 0.01484 | 84,749 | 408,591 | 0.91061 | 1,683,872 | 19.9 |
| **65** | 0.10863 | 8,548 | 0.02297 | 78,687 | 372,068 | 0.87579 | 1,275,281 | 16.2 |
| **70** | 0.14168 | 9,938 | 0.03050 | 70,140 | 325,855 | 0.82007 | 903,214 | 12.9 |
| **75** | 0.22450 | 13,515 | 0.05058 | 60,202 | 267,222 | 0.53716 [c] | 577,359 | 9.6 |
| **80+** | 1.00000 | 46,687 | 0.15054 | 46,687 | 310,137 | - | 310,137 | 6.6 |
| **Lelaki** *Male* | | | | | | | | |
| **0** | 0.00824 | 824 | 0.00831 | 100,000 | 99,230 | 0.99115 [a] | 7,177,623 | 71.8 |
| **1** | 0.00153 | 152 | 0.00038 | 99,176 | 396,343 | 0.99908 [b] | 7,078,393 | 71.4 |
| **5** | 0.00000 | - | 0.00000 | 99,024 | 495,119 | 0.99939 | 6,682,050 | 67.5 |
| **10** | 0.00123 | 122 | 0.00025 | 99,024 | 494,815 | 0.99700 | 6,186,931 | 62.5 |
| **15** | 0.00478 | 473 | 0.00096 | 98,902 | 493,329 | 0.99574 | 5,692,116 | 57.6 |
| **20** | 0.00374 | 368 | 0.00075 | 98,430 | 491,227 | 0.99640 | 5,198,786 | 52.8 |
| **25** | 0.00346 | 339 | 0.00069 | 98,061 | 489,458 | 0.99533 | 4,707,559 | 48.0 |
| **30** | 0.00588 | 575 | 0.00118 | 97,722 | 487,172 | 0.99121 | 4,218,101 | 43.2 |
| **35** | 0.01172 | 1,139 | 0.00236 | 97,147 | 482,888 | 0.98510 | 3,730,929 | 38.4 |
| **40** | 0.01812 | 1,740 | 0.00366 | 96,008 | 475,693 | 0.97518 | 3,248,041 | 33.8 |
| **45** | 0.03164 | 2,983 | 0.00643 | 94,269 | 463,887 | 0.96210 | 2,772,348 | 29.4 |
| **50** | 0.04435 | 4,049 | 0.00907 | 91,286 | 446,307 | 0.94023 | 2,308,461 | 25.3 |
| **55** | 0.07591 | 6,622 | 0.01578 | 87,237 | 419,630 | 0.91647 | 1,862,154 | 21.3 |
| **60** | 0.09177 | 7,398 | 0.01924 | 80,615 | 384,580 | 0.87572 | 1,442,525 | 17.9 |
| **65** | 0.16008 | 11,720 | 0.03480 | 73,217 | 336,784 | 0.82507 | 1,057,945 | 14.4 |
| **70** | 0.19263 | 11,846 | 0.04263 | 61,497 | 277,869 | 0.78231 | 721,160 | 11.7 |
| **75** | 0.24873 | 12,349 | 0.05681 | 49,651 | 217,381 | 0.50962 [c] | 443,291 | 8.9 |
| **80+** | 1.00000 | 37,301 | 0.16512 | 37,301 | 225,910 | - | 225,910 | 6.1 |
| **Perempuan** *Female* | | | | | | | | |
| **0** | 0.00660 | 660 | 0.00664 | 100,000 | 99,387 | 0.99350 [a] | 7,803,539 | 78.0 |
| **1** | 0.00000 | - | 0.00000 | 99,340 | 397,362 | 0.99991 [b] | 7,704,153 | 77.6 |
| **5** | 0.00000 | - | 0.00000 | 99,340 | 496,702 | 0.99936 | 7,306,791 | 73.6 |
| **10** | 0.00128 | 127 | 0.00026 | 99,340 | 496,384 | 0.99825 | 6,810,088 | 68.6 |
| **15** | 0.00221 | 219 | 0.00044 | 99,213 | 495,518 | 0.99889 | 6,313,704 | 63.6 |
| **20** | 0.00000 | - | 0.00000 | 98,994 | 494,969 | 0.99949 | 5,818,187 | 58.8 |
| **25** | 0.00103 | 102 | 0.00021 | 98,994 | 494,715 | 0.99735 | 5,323,217 | 53.8 |
| **30** | 0.00428 | 423 | 0.00086 | 98,892 | 493,403 | 0.99570 | 4,828,502 | 48.8 |
| **35** | 0.00432 | 425 | 0.00087 | 98,469 | 491,283 | 0.99167 | 4,335,100 | 44.0 |
| **40** | 0.01237 | 1,212 | 0.00249 | 98,044 | 487,189 | 0.98477 | 3,843,817 | 39.2 |
| **45** | 0.01814 | 1,756 | 0.00366 | 96,832 | 479,767 | 0.97872 | 3,356,628 | 34.7 |
| **50** | 0.02448 | 2,327 | 0.00496 | 95,075 | 469,558 | 0.96811 | 2,876,861 | 30.3 |
| **55** | 0.03949 | 3,663 | 0.00806 | 92,748 | 454,582 | 0.95333 | 2,407,303 | 26.0 |
| **60** | 0.05413 | 4,822 | 0.01113 | 89,085 | 433,369 | 0.93956 | 1,952,722 | 21.9 |
| **65** | 0.06711 | 5,655 | 0.01389 | 84,263 | 407,175 | 0.92070 | 1,519,353 | 18.0 |
| **70** | 0.09236 | 7,260 | 0.01937 | 78,607 | 374,886 | 0.85642 | 1,112,178 | 14.1 |
| **75** | 0.20000 | 14,269 | 0.04444 | 71,347 | 321,062 | 0.56454 [c] | 737,292 | 10.3 |
| **80+** | 1.00000 | 57,078 | 0.13713 | 57,078 | 416,230 | - | 416,230 | 7.3 |

**Nota:** [a] **Daripada umur 0 hingga kumpulan umur 1-4**
*Notes:* *From age of 0 to age group 1-4*

[b] **Daripada umur 0, kumpulan umur 1-4 hingga kumpulan umur 5-9**
*From age of 0, age group 1-4 to age group 5-9*

[c] **Daripada umur 75 hingga 80+**
*From age of 75 to 80+*

**Jadual 3.7.12: Jadual hayat ringkas mengikut jantina dan umur, Bagan Datuk, Perak, 2024**
*Table 3.7.12: Abridged life table by sex and age, Bagan Datuk, Perak, 2024*

| **Umur** *Age* | **Kebarangkalian mati di antara umur x dan umur x+n** *Probability of dying between age x and age x+n* | **Bilangan kematian di antara umur x dan umur x+n** *Number of deaths between age x and age x+n* | **Kadar tengah mortaliti di antara umur x dan umur x+n** *Central mortality rate between age x and age x+n* | **Penakat (orang yang masih hidup) pada umur tepat x** *Survivors at exact age x* | **Bilangan orang hidup-tahun di antara umur x dan umur x+n** *Number of person-years lived between age x and age x+n* | **Nisbah ketakatan** *Survival ratio* | **Jumlah bilangan orang hidup-tahun selepas umur tepat x** *Total number of person-years lived after exact age x* | **Jangkaan hayat** *Life expectancy* |
|---|---|---|---|---|---|---|---|---|
| **x** | $_nq_x$ | $_nd_x$ | $_nm_x$ | $l_x$ | $_nL_x$ | $_nS_x$ | $T_x$ | $e_x$ |
| **Lelaki dan Perempuan** *Both sexes* | | | | | | | | |
| **0** | 0.00730 | 730 | 0.00735 | 100,000 | 99,323 | 0.99206 [a] | 7,393,812 | 73.9 |
| **1** | 0.00151 | 150 | 0.00038 | 99,270 | 396,706 | 0.99846 [b] | 7,294,489 | 73.5 |
| **5** | 0.00134 | 133 | 0.00027 | 99,120 | 495,266 | 0.99871 | 6,897,783 | 69.6 |
| **10** | 0.00123 | 122 | 0.00025 | 98,987 | 494,628 | 0.99810 | 6,402,517 | 64.7 |
| **15** | 0.00256 | 254 | 0.00051 | 98,865 | 493,689 | 0.99779 | 5,907,889 | 59.8 |
| **20** | 0.00185 | 183 | 0.00037 | 98,611 | 492,598 | 0.99572 | 5,414,200 | 54.9 |
| **25** | 0.00672 | 661 | 0.00135 | 98,428 | 490,487 | 0.99445 | 4,921,602 | 50.0 |
| **30** | 0.00437 | 427 | 0.00088 | 97,767 | 487,767 | 0.99288 | 4,431,114 | 45.3 |
| **35** | 0.00988 | 961 | 0.00199 | 97,340 | 484,296 | 0.98921 | 3,943,347 | 40.5 |
| **40** | 0.01171 | 1,129 | 0.00236 | 96,379 | 479,070 | 0.98859 | 3,459,051 | 35.9 |
| **45** | 0.01111 | 1,058 | 0.00223 | 95,250 | 473,603 | 0.97750 | 2,979,981 | 31.3 |
| **50** | 0.03402 | 3,205 | 0.00692 | 94,192 | 462,947 | 0.95372 | 2,506,377 | 26.6 |
| **55** | 0.05897 | 5,365 | 0.01215 | 90,987 | 441,522 | 0.92975 | 2,043,430 | 22.5 |
| **60** | 0.08223 | 7,041 | 0.01715 | 85,622 | 410,507 | 0.90422 | 1,601,908 | 18.7 |
| **65** | 0.11055 | 8,687 | 0.02340 | 78,581 | 371,187 | 0.86513 | 1,191,401 | 15.2 |
| **70** | 0.16222 | 11,338 | 0.03531 | 69,894 | 321,124 | 0.76983 | 820,214 | 11.7 |
| **75** | 0.31127 | 18,227 | 0.07373 | 58,556 | 247,212 | 0.50467 [c] | 499,089 | 8.5 |
| **80+** | 1.00000 | 40,329 | 0.16011 | 40,329 | 251,878 | - | 251,878 | 6.2 |
| **Lelaki** *Male* | | | | | | | | |
| **0** | 0.00728 | 728 | 0.00733 | 100,000 | 99,318 | 0.99142 [a] | 7,076,483 | 70.8 |
| **1** | 0.00297 | 295 | 0.00074 | 99,272 | 396,390 | 0.99790 [b] | 6,977,165 | 70.3 |
| **5** | 0.00089 | 88 | 0.00018 | 98,977 | 494,668 | 0.99897 | 6,580,774 | 66.5 |
| **10** | 0.00118 | 117 | 0.00024 | 98,890 | 494,156 | 0.99725 | 6,086,107 | 61.5 |
| **15** | 0.00433 | 427 | 0.00087 | 98,773 | 492,796 | 0.99659 | 5,591,950 | 56.6 |
| **20** | 0.00248 | 244 | 0.00050 | 98,345 | 491,118 | 0.99469 | 5,099,154 | 51.8 |
| **25** | 0.00816 | 800 | 0.00164 | 98,102 | 488,508 | 0.99307 | 4,608,036 | 47.0 |
| **30** | 0.00570 | 555 | 0.00114 | 97,302 | 485,121 | 0.99215 | 4,119,528 | 42.3 |
| **35** | 0.01001 | 969 | 0.00201 | 96,747 | 481,313 | 0.98802 | 3,634,407 | 37.6 |
| **40** | 0.01397 | 1,338 | 0.00281 | 95,778 | 475,547 | 0.98555 | 3,153,094 | 32.9 |
| **45** | 0.01495 | 1,412 | 0.00301 | 94,440 | 468,674 | 0.96772 | 2,677,547 | 28.4 |
| **50** | 0.04987 | 4,639 | 0.01023 | 93,029 | 453,547 | 0.93062 | 2,208,874 | 23.7 |
| **55** | 0.08992 | 7,948 | 0.01883 | 88,390 | 422,080 | 0.90059 | 1,755,326 | 19.9 |
| **60** | 0.10985 | 8,836 | 0.02325 | 80,442 | 380,120 | 0.86664 | 1,333,246 | 16.6 |
| **65** | 0.15977 | 11,440 | 0.03473 | 71,606 | 329,428 | 0.80236 | 953,126 | 13.3 |
| **70** | 0.24271 | 14,603 | 0.05525 | 60,165 | 264,320 | 0.71703 | 623,698 | 10.4 |
| **75** | 0.33613 | 15,315 | 0.08081 | 45,563 | 189,525 | 0.47263 [c] | 359,378 | 7.9 |
| **80+** | 1.00000 | 30,247 | 0.17808 | 30,247 | 169,853 | - | 169,853 | 5.6 |
| **Perempuan** *Female* | | | | | | | | |
| **0** | 0.00732 | 732 | 0.00737 | 100,000 | 99,321 | 0.99279 [a] | 7,746,830 | 77.5 |
| **1** | 0.00000 | - | 0.00000 | 99,268 | 397,072 | 0.99899 [b] | 7,647,509 | 77.0 |
| **5** | 0.00180 | 179 | 0.00036 | 99,268 | 495,893 | 0.99845 | 7,250,437 | 73.0 |
| **10** | 0.00129 | 128 | 0.00026 | 99,089 | 495,125 | 0.99912 | 6,754,543 | 68.2 |
| **15** | 0.00047 | 46 | 0.00009 | 98,961 | 494,689 | 0.99924 | 6,259,418 | 63.3 |
| **20** | 0.00106 | 105 | 0.00021 | 98,915 | 494,312 | 0.99742 | 5,764,729 | 58.3 |
| **25** | 0.00411 | 406 | 0.00082 | 98,810 | 493,035 | 0.99729 | 5,270,417 | 53.3 |
| **30** | 0.00131 | 129 | 0.00026 | 98,404 | 491,698 | 0.99453 | 4,777,381 | 48.5 |
| **35** | 0.00965 | 948 | 0.00194 | 98,275 | 489,006 | 0.99123 | 4,285,683 | 43.6 |
| **40** | 0.00789 | 768 | 0.00158 | 97,327 | 484,716 | 0.99252 | 3,796,676 | 39.0 |
| **45** | 0.00707 | 683 | 0.00142 | 96,559 | 481,089 | 0.98609 | 3,311,960 | 34.3 |
| **50** | 0.02080 | 1,994 | 0.00420 | 95,876 | 474,396 | 0.97416 | 2,830,871 | 29.5 |
| **55** | 0.03098 | 2,908 | 0.00629 | 93,882 | 462,139 | 0.95696 | 2,356,475 | 25.1 |
| **60** | 0.05549 | 5,048 | 0.01142 | 90,974 | 442,248 | 0.93866 | 1,894,336 | 20.8 |
| **65** | 0.06753 | 5,802 | 0.01398 | 85,925 | 415,120 | 0.91513 | 1,452,088 | 16.9 |
| **70** | 0.10346 | 8,290 | 0.02182 | 80,123 | 379,890 | 0.80702 | 1,036,968 | 12.9 |
| **75** | 0.29283 | 21,035 | 0.06861 | 71,833 | 306,578 | 0.53342 [c] | 657,078 | 9.1 |
| **80+** | 1.00000 | 50,798 | 0.14493 | 50,798 | 350,500 | - | 350,500 | 6.9 |

**Nota:** *Notes:*
[a] **Daripada umur 0 hingga kumpulan umur 1-4** *From age of 0 to age group 1-4*
[b] **Daripada umur 0, kumpulan umur 1-4 hingga kumpulan umur 5-9** *From age of 0, age group 1-4 to age group 5-9*
[c] **Daripada umur 75 hingga 80+** *From age of 75 to 80+*

**Jadual 3.7.13: Jadual hayat ringkas mengikut jantina dan umur, Selama, Perak, 2024**
*Table 3.7.13: Abridged life table by sex and age, Selama, Perak, 2024*

| **Umur** *Age* | **Kebarangkalian mati di antara umur x dan umur x+n** *Probability of dying between age x and age x+n* | **Bilangan kematian di antara umur x dan umur x+n** *Number of deaths between age x and age x+n* | **Kadar tengah mortaliti di antara umur x dan umur x+n** *Central mortality rate between age x and age x+n* | **Penakat (orang yang masih hidup) pada umur tepat x** *Survivors at exact age x* | **Bilangan orang hidup-tahun di antara umur x dan umur x+n** *Number of person-years lived between age x and age x+n* | **Nisbah ketakatan** *Survival ratio* | **Jumlah bilangan orang hidup-tahun selepas umur tepat x** *Total number of person-years lived after exact age x* | **Jangkaan hayat** *Life expectancy* |
|---|---|---|---|---|---|---|---|---|
| **x** | $_nq_x$ | $_nd_x$ | $_nm_x$ | $l_x$ | $_nL_x$ | $_nS_x$ | $T_x$ | $e_x$ |
| **Lelaki dan Perempuan** *Both sexes* | | | | | | | | |
| **0** | 0.00996 | 996 | 0.01005 | 100,000 | 99,083 | 0.98917 [a] | 6,824,291 | 68.2 |
| **1** | 0.00207 | 205 | 0.00052 | 99,004 | 395,504 | 0.99848 [b] | 6,725,208 | 67.9 |
| **5** | 0.00063 | 63 | 0.00013 | 98,799 | 493,836 | 0.99912 | 6,329,704 | 64.1 |
| **10** | 0.00112 | 110 | 0.00022 | 98,736 | 493,403 | 0.99688 | 5,835,868 | 59.1 |
| **15** | 0.00513 | 506 | 0.00103 | 98,625 | 491,864 | 0.99594 | 5,342,465 | 54.2 |
| **20** | 0.00300 | 294 | 0.00060 | 98,120 | 489,865 | 0.99177 | 4,850,601 | 49.4 |
| **25** | 0.01349 | 1,319 | 0.00272 | 97,826 | 485,831 | 0.98598 | 4,360,737 | 44.6 |
| **30** | 0.01455 | 1,404 | 0.00293 | 96,507 | 479,022 | 0.98263 | 3,874,906 | 40.2 |
| **35** | 0.02024 | 1,925 | 0.00409 | 95,102 | 470,699 | 0.97148 | 3,395,884 | 35.7 |
| **40** | 0.03696 | 3,444 | 0.00753 | 93,177 | 457,276 | 0.96082 | 2,925,185 | 31.4 |
| **45** | 0.04147 | 3,721 | 0.00847 | 89,733 | 439,362 | 0.94419 | 2,467,909 | 27.5 |
| **50** | 0.07078 | 6,088 | 0.01468 | 86,012 | 414,840 | 0.92161 | 2,028,547 | 23.6 |
| **55** | 0.08657 | 6,919 | 0.01810 | 79,924 | 382,322 | 0.90065 | 1,613,707 | 20.2 |
| **60** | 0.11334 | 8,275 | 0.02403 | 73,005 | 344,338 | 0.86137 | 1,231,385 | 16.9 |
| **65** | 0.16716 | 10,820 | 0.03648 | 64,730 | 296,601 | 0.80557 | 887,047 | 13.7 |
| **70** | 0.22718 | 12,247 | 0.05126 | 53,910 | 238,932 | 0.75438 | 590,446 | 11.0 |
| **75** | 0.26947 | 11,227 | 0.06229 | 41,663 | 180,246 | 0.48723 [c] | 351,514 | 8.4 |
| **80+** | 1.00000 | 30,436 | 0.17771 | 30,436 | 171,268 | - | 171,268 | 5.6 |
| **Lelaki** *Male* | | | | | | | | |
| **0** | 0.00957 | 957 | 0.00966 | 100,000 | 99,110 | 0.99056 [a] | 6,542,561 | 65.4 |
| **1** | 0.00000 | - | 0.00000 | 99,043 | 396,172 | 0.99925 [b] | 6,443,451 | 65.1 |
| **5** | 0.00122 | 121 | 0.00024 | 99,043 | 494,913 | 0.99882 | 6,047,278 | 61.1 |
| **10** | 0.00114 | 112 | 0.00023 | 98,922 | 494,329 | 0.99611 | 5,552,366 | 56.1 |
| **15** | 0.00664 | 656 | 0.00133 | 98,810 | 492,407 | 0.99572 | 5,058,037 | 51.2 |
| **20** | 0.00191 | 187 | 0.00038 | 98,153 | 490,299 | 0.99049 | 4,565,629 | 46.5 |
| **25** | 0.01712 | 1,678 | 0.00345 | 97,966 | 485,637 | 0.98067 | 4,075,330 | 41.6 |
| **30** | 0.02157 | 2,077 | 0.00436 | 96,289 | 476,252 | 0.97677 | 3,589,693 | 37.3 |
| **35** | 0.02494 | 2,349 | 0.00505 | 94,212 | 465,187 | 0.96325 | 3,113,442 | 33.0 |
| **40** | 0.04887 | 4,489 | 0.01002 | 91,863 | 448,091 | 0.94820 | 2,648,255 | 28.8 |
| **45** | 0.05488 | 4,795 | 0.01129 | 87,374 | 424,879 | 0.93453 | 2,200,164 | 25.2 |
| **50** | 0.07668 | 6,332 | 0.01595 | 82,578 | 397,061 | 0.89874 | 1,775,285 | 21.5 |
| **55** | 0.12788 | 9,750 | 0.02732 | 76,246 | 356,855 | 0.86477 | 1,378,224 | 18.1 |
| **60** | 0.14366 | 9,553 | 0.03096 | 66,496 | 308,598 | 0.83228 | 1,021,369 | 15.4 |
| **65** | 0.19581 | 11,150 | 0.04341 | 56,943 | 256,841 | 0.77634 | 712,770 | 12.5 |
| **70** | 0.25828 | 11,828 | 0.05932 | 45,793 | 199,396 | 0.70784 | 455,929 | 10.0 |
| **75** | 0.33784 | 11,475 | 0.08130 | 33,966 | 141,141 | 0.44981 [c] | 256,533 | 7.6 |
| **80+** | 1.00000 | 22,491 | 0.19491 | 22,491 | 115,392 | - | 115,392 | 5.1 |
| **Perempuan** *Female* | | | | | | | | |
| **0** | 0.01044 | 1,044 | 0.01055 | 100,000 | 99,041 | 0.98763 [a] | 7,148,098 | 71.5 |
| **1** | 0.00425 | 420 | 0.00106 | 98,956 | 394,775 | 0.99769 [b] | 7,049,058 | 71.2 |
| **5** | 0.00000 | - | 0.00000 | 98,535 | 492,677 | 0.99945 | 6,654,283 | 67.5 |
| **10** | 0.00110 | 108 | 0.00022 | 98,535 | 492,406 | 0.99769 | 6,161,606 | 62.5 |
| **15** | 0.00352 | 346 | 0.00071 | 98,427 | 491,269 | 0.99614 | 5,669,199 | 57.6 |
| **20** | 0.00419 | 411 | 0.00084 | 98,081 | 489,375 | 0.99337 | 5,177,930 | 52.8 |
| **25** | 0.00908 | 887 | 0.00182 | 97,669 | 486,130 | 0.99315 | 4,688,555 | 48.0 |
| **30** | 0.00459 | 445 | 0.00092 | 96,783 | 482,802 | 0.99058 | 4,202,425 | 43.4 |
| **35** | 0.01427 | 1,374 | 0.00287 | 96,338 | 478,254 | 0.98116 | 3,719,623 | 38.6 |
| **40** | 0.02348 | 2,230 | 0.00475 | 94,964 | 469,244 | 0.97436 | 3,241,369 | 34.1 |
| **45** | 0.02786 | 2,583 | 0.00565 | 92,734 | 457,211 | 0.95380 | 2,772,125 | 29.9 |
| **50** | 0.06508 | 5,867 | 0.01345 | 90,151 | 436,087 | 0.94080 | 2,314,914 | 25.7 |
| **55** | 0.05291 | 4,459 | 0.01087 | 84,284 | 410,272 | 0.93036 | 1,878,827 | 22.3 |
| **60** | 0.08730 | 6,968 | 0.01826 | 79,825 | 381,702 | 0.88749 | 1,468,555 | 18.4 |
| **65** | 0.14013 | 10,209 | 0.03014 | 72,856 | 338,758 | 0.83226 | 1,086,853 | 14.9 |
| **70** | 0.19985 | 12,520 | 0.04441 | 62,647 | 281,935 | 0.79271 | 748,096 | 11.9 |
| **75** | 0.21658 | 10,856 | 0.04858 | 50,127 | 223,493 | 0.52057 [c] | 466,161 | 9.3 |
| **80+** | 1.00000 | 39,270 | 0.16183 | 39,270 | 242,668 | - | 242,668 | 6.2 |

**Nota:** *Notes:*
[a] **Daripada umur 0 hingga kumpulan umur 1-4** *From age of 0 to age group 1-4*
[b] **Daripada umur 0, kumpulan umur 1-4 hingga kumpulan umur 5-9** *From age of 0, age group 1-4 to age group 5-9*
[c] **Daripada umur 75 hingga 80+** *From age of 75 to 80+*

# NEGERI & DAERAH PENTADBIRAN

## *STATE & ADMINISTRATIVE DISTRICT*

# PERLIS

# 2024

**Muka surat ini sengaja dibiarkan kosong**

*This page is deliberately left blank*

**Jadual 3.8: Jadual hayat ringkas mengikut jantina dan umur, Perlis, 2024**
*Table 3.8: Abridged life table by sex and age, Perlis, 2024*

| **Umur** *Age* | **Kebarangkalian mati di antara umur x dan umur x+n** *Probability of dying between age x and age x+n* | **Bilangan kematian di antara umur x dan umur x+n** *Number of deaths between age x and age x+n* | **Kadar tengah mortaliti di antara umur x dan umur x+n** *Central mortality rate between age x and age x+n* | **Penakat (orang yang masih hidup) pada umur tepat x** *Survivors at exact age x* | **Bilangan orang hidup-tahun di antara umur x dan umur x+n** *Number of person-years lived between age x and age x+n* | **Nisbah ketakatan** *Survival ratio* | **Jumlah bilangan orang hidup-tahun selepas umur tepat x** *Total number of person-years lived after exact age x* | **Jangkaan hayat** *Life expectancy* |
|---|---|---|---|---|---|---|---|---|
| **x** | $_nq_x$ | $_nd_x$ | $_nm_x$ | $l_x$ | $_nL_x$ | $_nS_x$ | $T_x$ | $e_x$ |
| **Lelaki dan Perempuan** *Both sexes* | | | | | | | | |
| **0** | 0.00820 | 820 | 0.00826 | 100,000 | 99,241 | 0.99138 [a] | 7,301,434 | 73.0 |
| **1** | 0.00111 | 110 | 0.00028 | 99,180 | 396,448 | 0.99897 [b] | 7,202,193 | 72.6 |
| **5** | 0.00070 | 69 | 0.00014 | 99,071 | 495,180 | 0.99867 | 6,805,745 | 68.7 |
| **10** | 0.00196 | 194 | 0.00039 | 99,001 | 494,521 | 0.99731 | 6,310,565 | 63.7 |
| **15** | 0.00342 | 338 | 0.00069 | 98,807 | 493,189 | 0.99686 | 5,816,044 | 58.9 |
| **20** | 0.00287 | 282 | 0.00057 | 98,469 | 491,639 | 0.99631 | 5,322,855 | 54.1 |
| **25** | 0.00451 | 443 | 0.00090 | 98,187 | 489,827 | 0.99351 | 4,831,216 | 49.2 |
| **30** | 0.00847 | 828 | 0.00170 | 97,744 | 486,650 | 0.98972 | 4,341,389 | 44.4 |
| **35** | 0.01211 | 1,173 | 0.00244 | 96,916 | 481,646 | 0.98586 | 3,854,739 | 39.8 |
| **40** | 0.01620 | 1,551 | 0.00327 | 95,742 | 474,834 | 0.98333 | 3,373,093 | 35.2 |
| **45** | 0.01715 | 1,615 | 0.00346 | 94,191 | 466,918 | 0.97340 | 2,898,259 | 30.8 |
| **50** | 0.03621 | 3,352 | 0.00738 | 92,576 | 454,498 | 0.94988 | 2,431,342 | 26.3 |
| **55** | 0.06455 | 5,760 | 0.01334 | 89,223 | 431,718 | 0.92664 | 1,976,844 | 22.2 |
| **60** | 0.08277 | 6,908 | 0.01727 | 83,464 | 400,048 | 0.89623 | 1,545,126 | 18.5 |
| **65** | 0.12667 | 9,697 | 0.02705 | 76,555 | 358,534 | 0.85358 | 1,145,077 | 15.0 |
| **70** | 0.16903 | 11,301 | 0.03693 | 66,858 | 306,038 | 0.77520 | 786,544 | 11.8 |
| **75** | 0.29191 | 16,218 | 0.06836 | 55,557 | 237,242 | 0.50627 [c] | 480,506 | 8.6 |
| **80+** | 1.00000 | 39,339 | 0.16172 | 39,339 | 243,264 | - | 243,264 | 6.2 |
| **Lelaki** *Male* | | | | | | | | |
| **0** | 0.00866 | 866 | 0.00873 | 100,000 | 99,193 | 0.99077 [a] | 7,020,263 | 70.2 |
| **1** | 0.00147 | 146 | 0.00037 | 99,134 | 396,191 | 0.99869 [b] | 6,921,070 | 69.8 |
| **5** | 0.00084 | 83 | 0.00017 | 98,988 | 494,734 | 0.99868 | 6,524,879 | 65.9 |
| **10** | 0.00180 | 178 | 0.00036 | 98,905 | 494,080 | 0.99660 | 6,030,145 | 61.0 |
| **15** | 0.00499 | 493 | 0.00100 | 98,727 | 492,402 | 0.99552 | 5,536,065 | 56.1 |
| **20** | 0.00397 | 390 | 0.00080 | 98,234 | 490,193 | 0.99507 | 5,043,663 | 51.3 |
| **25** | 0.00589 | 576 | 0.00118 | 97,843 | 487,777 | 0.99190 | 4,553,470 | 46.5 |
| **30** | 0.01033 | 1,005 | 0.00208 | 97,267 | 483,824 | 0.98632 | 4,065,693 | 41.8 |
| **35** | 0.01706 | 1,642 | 0.00344 | 96,262 | 477,206 | 0.98119 | 3,581,869 | 37.2 |
| **40** | 0.02058 | 1,948 | 0.00416 | 94,620 | 468,231 | 0.97811 | 3,104,663 | 32.8 |
| **45** | 0.02322 | 2,151 | 0.00470 | 92,672 | 457,983 | 0.96310 | 2,636,432 | 28.4 |
| **50** | 0.05091 | 4,609 | 0.01045 | 90,521 | 441,082 | 0.93235 | 2,178,449 | 24.1 |
| **55** | 0.08528 | 7,327 | 0.01782 | 85,912 | 411,244 | 0.90452 | 1,737,367 | 20.2 |
| **60** | 0.10664 | 8,380 | 0.02253 | 78,585 | 371,976 | 0.86987 | 1,326,123 | 16.9 |
| **65** | 0.15642 | 10,982 | 0.03394 | 70,205 | 323,572 | 0.81657 | 954,147 | 13.6 |
| **70** | 0.21545 | 12,759 | 0.04829 | 59,224 | 264,219 | 0.73029 | 630,575 | 10.6 |
| **75** | 0.33888 | 15,746 | 0.08160 | 46,464 | 192,955 | 0.47331 [c] | 366,356 | 7.9 |
| **80+** | 1.00000 | 30,718 | 0.17715 | 30,718 | 173,400 | - | 173,400 | 5.6 |
| **Perempuan** *Female* | | | | | | | | |
| **0** | 0.00770 | 770 | 0.00776 | 100,000 | 99,286 | 0.99206 [a] | 7,592,828 | 75.9 |
| **1** | 0.00071 | 70 | 0.00018 | 99,230 | 396,745 | 0.99926 [b] | 7,493,542 | 75.5 |
| **5** | 0.00055 | 54 | 0.00011 | 99,160 | 495,663 | 0.99866 | 7,096,797 | 71.6 |
| **10** | 0.00214 | 212 | 0.00043 | 99,106 | 494,998 | 0.99809 | 6,601,134 | 66.6 |
| **15** | 0.00169 | 167 | 0.00034 | 98,894 | 494,051 | 0.99831 | 6,106,136 | 61.7 |
| **20** | 0.00169 | 167 | 0.00034 | 98,727 | 493,216 | 0.99761 | 5,612,085 | 56.8 |
| **25** | 0.00309 | 304 | 0.00062 | 98,560 | 492,038 | 0.99526 | 5,118,869 | 51.9 |
| **30** | 0.00641 | 629 | 0.00129 | 98,255 | 489,704 | 0.99328 | 4,626,831 | 47.1 |
| **35** | 0.00703 | 686 | 0.00141 | 97,626 | 486,414 | 0.99076 | 4,137,127 | 42.4 |
| **40** | 0.01147 | 1,112 | 0.00231 | 96,940 | 481,918 | 0.98838 | 3,650,713 | 37.7 |
| **45** | 0.01177 | 1,128 | 0.00237 | 95,828 | 476,317 | 0.98161 | 3,168,795 | 33.1 |
| **50** | 0.02509 | 2,376 | 0.00508 | 94,699 | 467,557 | 0.96455 | 2,692,477 | 28.4 |
| **55** | 0.04609 | 4,255 | 0.00943 | 92,324 | 450,980 | 0.94665 | 2,224,920 | 24.1 |
| **60** | 0.06096 | 5,369 | 0.01258 | 88,069 | 426,921 | 0.91967 | 1,773,940 | 20.1 |
| **65** | 0.10095 | 8,349 | 0.02126 | 82,700 | 392,627 | 0.88375 | 1,347,019 | 16.3 |
| **70** | 0.13327 | 9,909 | 0.02856 | 74,351 | 346,984 | 0.81220 | 954,392 | 12.8 |
| **75** | 0.25071 | 16,156 | 0.05733 | 64,442 | 281,821 | 0.53603 [c] | 607,408 | 9.4 |
| **80+** | 1.00000 | 48,286 | 0.14830 | 48,286 | 325,587 | - | 325,587 | 6.7 |

**Nota:** *Notes:*
[a] **Daripada umur 0 hingga kumpulan umur 1-4** *From age of 0 to age group 1-4*
[b] **Daripada umur 0, kumpulan umur 1-4 hingga kumpulan umur 5-9** *From age of 0, age group 1-4 to age group 5-9*
[c] **Daripada umur 75 hingga 80+** *From age of 75 to 80+*

**Muka surat ini sengaja dibiarkan kosong**

*This page is deliberately left blank*

# NEGERI & DAERAH PENTADBIRAN

## *STATE & ADMINISTRATIVE DISTRICT*

# PULAU PINANG 2024

**Muka surat ini sengaja dibiarkan kosong**

*This page is deliberately left blank*

**Jadual 3.9: Jadual hayat ringkas mengikut jantina dan umur, Pulau Pinang, 2024**
*Table 3.9: Abridged life table by sex and age, Pulau Pinang, 2024*

| **Umur** *Age* | **Kebarangkalian mati di antara umur x dan umur x+n** *Probability of dying between age x and age x+n* | **Bilangan kematian di antara umur x dan umur x+n** *Number of deaths between age x and age x+n* | **Kadar tengah mortaliti di antara umur x dan umur x+n** *Central mortality rate between age x and age x+n* | **Penakat (orang yang masih hidup) pada umur tepat x** *Survivors at exact age x* | **Bilangan orang hidup-tahun di antara umur x dan umur x+n** *Number of person-years lived between age x and age x+n* | **Nisbah ketakatan** *Survival ratio* | **Jumlah bilangan orang hidup-tahun selepas umur tepat x** *Total number of person-years lived after exact age x* | **Jangkaan hayat** *Life expectancy* |
|---|---|---|---|---|---|---|---|---|
| **x** | $_nq_x$ | $_nd_x$ | $_nm_x$ | $l_x$ | $_nL_x$ | $_nS_x$ | $T_x$ | $e_x$ |
| **Lelaki dan Perempuan** *Both sexes* | | | | | | | | |
| **0** | 0.00578 | 578 | 0.00581 | 100,000 | 99,461 | 0.99384 [a] | 7,456,288 | 74.6 |
| **1** | 0.00093 | 92 | 0.00023 | 99,422 | 397,459 | 0.99912 [b] | 7,356,827 | 74.0 |
| **5** | 0.00068 | 67 | 0.00014 | 99,330 | 496,481 | 0.99923 | 6,959,368 | 70.1 |
| **10** | 0.00087 | 86 | 0.00017 | 99,263 | 496,098 | 0.99807 | 6,462,887 | 65.1 |
| **15** | 0.00299 | 296 | 0.00060 | 99,177 | 495,143 | 0.99701 | 5,966,789 | 60.2 |
| **20** | 0.00300 | 297 | 0.00060 | 98,880 | 493,660 | 0.99694 | 5,471,646 | 55.3 |
| **25** | 0.00311 | 307 | 0.00062 | 98,584 | 492,151 | 0.99636 | 4,977,986 | 50.5 |
| **30** | 0.00416 | 409 | 0.00083 | 98,277 | 490,362 | 0.99458 | 4,485,835 | 45.6 |
| **35** | 0.00668 | 654 | 0.00134 | 97,868 | 487,705 | 0.99113 | 3,995,473 | 40.8 |
| **40** | 0.01107 | 1,077 | 0.00223 | 97,214 | 483,379 | 0.98478 | 3,507,768 | 36.1 |
| **45** | 0.01942 | 1,867 | 0.00392 | 96,138 | 476,020 | 0.97624 | 3,024,389 | 31.5 |
| **50** | 0.02818 | 2,656 | 0.00572 | 94,271 | 464,712 | 0.96337 | 2,548,369 | 27.0 |
| **55** | 0.04533 | 4,153 | 0.00928 | 91,614 | 447,689 | 0.94413 | 2,083,657 | 22.7 |
| **60** | 0.06691 | 5,852 | 0.01385 | 87,462 | 422,676 | 0.91884 | 1,635,967 | 18.7 |
| **65** | 0.09643 | 7,870 | 0.02026 | 81,609 | 388,371 | 0.86332 | 1,213,291 | 14.9 |
| **70** | 0.18122 | 13,363 | 0.03986 | 73,739 | 335,288 | 0.74155 | 824,920 | 11.2 |
| **75** | 0.35277 | 21,299 | 0.08566 | 60,376 | 248,632 | 0.49221 [c] | 489,633 | 8.1 |
| **80+** | 1.00000 | 39,077 | 0.16215 | 39,077 | 241,000 | - | 241,000 | 6.2 |
| **Lelaki** *Male* | | | | | | | | |
| **0** | 0.00646 | 646 | 0.00650 | 100,000 | 99,394 | 0.99307 [a] | 7,215,709 | 72.2 |
| **1** | 0.00117 | 117 | 0.00029 | 99,354 | 397,141 | 0.99896 [b] | 7,116,315 | 71.6 |
| **5** | 0.00068 | 67 | 0.00014 | 99,238 | 496,020 | 0.99912 | 6,719,173 | 67.7 |
| **10** | 0.00108 | 107 | 0.00022 | 99,170 | 495,584 | 0.99735 | 6,223,153 | 62.8 |
| **15** | 0.00421 | 418 | 0.00084 | 99,063 | 494,272 | 0.99571 | 5,727,569 | 57.8 |
| **20** | 0.00437 | 431 | 0.00088 | 98,646 | 492,150 | 0.99577 | 5,233,298 | 53.1 |
| **25** | 0.00408 | 401 | 0.00082 | 98,215 | 490,070 | 0.99510 | 4,741,147 | 48.3 |
| **30** | 0.00572 | 560 | 0.00115 | 97,813 | 487,668 | 0.99262 | 4,251,077 | 43.5 |
| **35** | 0.00904 | 879 | 0.00182 | 97,254 | 484,070 | 0.98830 | 3,763,409 | 38.7 |
| **40** | 0.01437 | 1,385 | 0.00290 | 96,374 | 478,408 | 0.98014 | 3,279,339 | 34.0 |
| **45** | 0.02542 | 2,414 | 0.00515 | 94,989 | 468,909 | 0.96878 | 2,800,931 | 29.5 |
| **50** | 0.03718 | 3,442 | 0.00758 | 92,575 | 454,269 | 0.95172 | 2,332,022 | 25.2 |
| **55** | 0.05981 | 5,331 | 0.01233 | 89,133 | 432,338 | 0.92776 | 1,877,753 | 21.1 |
| **60** | 0.08545 | 7,161 | 0.01785 | 83,802 | 401,108 | 0.89845 | 1,445,415 | 17.2 |
| **65** | 0.11915 | 9,132 | 0.02534 | 76,641 | 360,375 | 0.83502 | 1,044,307 | 13.6 |
| **70** | 0.21701 | 14,650 | 0.04869 | 67,509 | 300,918 | 0.69490 | 683,932 | 10.1 |
| **75** | 0.41760 | 22,074 | 0.10556 | 52,858 | 209,108 | 0.45404 [c] | 383,014 | 7.2 |
| **80+** | 1.00000 | 30,785 | 0.17702 | 30,785 | 173,905 | - | 173,905 | 5.6 |
| **Perempuan** *Female* | | | | | | | | |
| **0** | 0.00506 | 506 | 0.00508 | 100,000 | 99,527 | 0.99468 [a] | 7,728,410 | 77.3 |
| **1** | 0.00066 | 65 | 0.00016 | 99,494 | 397,813 | 0.99927 [b] | 7,628,883 | 76.7 |
| **5** | 0.00067 | 67 | 0.00014 | 99,429 | 496,975 | 0.99936 | 7,231,070 | 72.7 |
| **10** | 0.00061 | 61 | 0.00012 | 99,361 | 496,655 | 0.99888 | 6,734,095 | 67.8 |
| **15** | 0.00163 | 162 | 0.00033 | 99,300 | 496,097 | 0.99841 | 6,237,441 | 62.8 |
| **20** | 0.00154 | 153 | 0.00031 | 99,138 | 495,311 | 0.99825 | 5,741,344 | 57.9 |
| **25** | 0.00195 | 193 | 0.00039 | 98,986 | 494,445 | 0.99778 | 5,246,033 | 53.0 |
| **30** | 0.00250 | 247 | 0.00050 | 98,792 | 493,345 | 0.99659 | 4,751,588 | 48.1 |
| **35** | 0.00433 | 426 | 0.00087 | 98,546 | 491,663 | 0.99405 | 4,258,242 | 43.2 |
| **40** | 0.00758 | 744 | 0.00152 | 98,119 | 488,737 | 0.98968 | 3,766,579 | 38.4 |
| **45** | 0.01307 | 1,273 | 0.00263 | 97,375 | 483,695 | 0.98407 | 3,277,843 | 33.7 |
| **50** | 0.01882 | 1,809 | 0.00380 | 96,103 | 475,991 | 0.97514 | 2,794,148 | 29.1 |
| **55** | 0.03101 | 2,925 | 0.00630 | 94,294 | 464,157 | 0.96050 | 2,318,157 | 24.6 |
| **60** | 0.04825 | 4,408 | 0.00989 | 91,369 | 445,825 | 0.93886 | 1,854,000 | 20.3 |
| **65** | 0.07468 | 6,494 | 0.01552 | 86,961 | 418,569 | 0.89032 | 1,408,175 | 16.2 |
| **70** | 0.14751 | 11,869 | 0.03185 | 80,467 | 372,659 | 0.78365 | 989,606 | 12.3 |
| **75** | 0.29710 | 20,380 | 0.06979 | 68,597 | 292,035 | 0.52664 [c] | 616,947 | 9.0 |
| **80+** | 1.00000 | 48,217 | 0.14840 | 48,217 | 324,912 | - | 324,912 | 6.7 |

**Nota:** *Notes:*
[a] **Daripada umur 0 hingga kumpulan umur 1-4** *From age of 0 to age group 1-4*
[b] **Daripada umur 0, kumpulan umur 1-4 hingga kumpulan umur 5-9** *From age of 0, age group 1-4 to age group 5-9*
[c] **Daripada umur 75 hingga 80+** *From age of 75 to 80+*

**Jadual 3.9.1: Jadual hayat ringkas mengikut jantina dan umur, Seberang Perai Tengah, Pulau Pinang, 2024**
*Table 3.9.1: Abridged life table by sex and age, Seberang Perai Tengah, Pulau Pinang, 2024*

| **Umur** *Age* | **Kebarangkalian mati di antara umur x dan umur x+n** *Probability of dying between age x and age x+n* | **Bilangan kematian di antara umur x dan umur x+n** *Number of deaths between age x and age x+n* | **Kadar tengah mortaliti di antara umur x dan umur x+n** *Central mortality rate between age x and age x+n* | **Penakat (orang yang masih hidup) pada umur tepat x** *Survivors at exact age x* | **Bilangan orang hidup-tahun di antara umur x dan umur x+n** *Number of person-years lived between age x and age x+n* | **Nisbah ketakatan** *Survival ratio* | **Jumlah bilangan orang hidup-tahun selepas umur tepat x** *Total number of person-years lived after exact age x* | **Jangkaan hayat** *Life expectancy* |
|---|---|---|---|---|---|---|---|---|
| **x** | $_nq_x$ | $_nd_x$ | $_nm_x$ | $l_x$ | $_nL_x$ | $_nS_x$ | $T_x$ | $e_x$ |
| **Lelaki dan Perempuan** *Both sexes* | | | | | | | | |
| **0** | 0.00687 | 687 | 0.00691 | 100,000 | 99,362 | 0.99289 [a] | 7,430,662 | 74.3 |
| **1** | 0.00070 | 69 | 0.00017 | 99,313 | 397,082 | 0.99926 [b] | 7,331,300 | 73.8 |
| **5** | 0.00059 | 59 | 0.00012 | 99,244 | 496,075 | 0.99927 | 6,934,218 | 69.9 |
| **10** | 0.00087 | 86 | 0.00017 | 99,186 | 495,712 | 0.99839 | 6,438,143 | 64.9 |
| **15** | 0.00235 | 233 | 0.00047 | 99,099 | 494,914 | 0.99700 | 5,942,431 | 60.0 |
| **20** | 0.00366 | 362 | 0.00073 | 98,866 | 493,427 | 0.99669 | 5,447,517 | 55.1 |
| **25** | 0.00295 | 291 | 0.00059 | 98,504 | 491,794 | 0.99642 | 4,954,090 | 50.3 |
| **30** | 0.00421 | 413 | 0.00084 | 98,213 | 490,033 | 0.99475 | 4,462,295 | 45.4 |
| **35** | 0.00630 | 616 | 0.00126 | 97,800 | 487,460 | 0.99093 | 3,972,262 | 40.6 |
| **40** | 0.01186 | 1,152 | 0.00239 | 97,184 | 483,040 | 0.98426 | 3,484,802 | 35.9 |
| **45** | 0.01968 | 1,890 | 0.00397 | 96,032 | 475,436 | 0.97564 | 3,001,762 | 31.3 |
| **50** | 0.02913 | 2,742 | 0.00591 | 94,142 | 463,856 | 0.96307 | 2,526,326 | 26.8 |
| **55** | 0.04496 | 4,109 | 0.00920 | 91,400 | 446,727 | 0.94364 | 2,062,469 | 22.6 |
| **60** | 0.06829 | 5,961 | 0.01414 | 87,291 | 421,551 | 0.91815 | 1,615,742 | 18.5 |
| **65** | 0.09640 | 7,840 | 0.02026 | 81,330 | 387,047 | 0.86368 | 1,194,191 | 14.7 |
| **70** | 0.18049 | 13,264 | 0.03968 | 73,489 | 334,285 | 0.73151 | 807,144 | 11.0 |
| **75** | 0.37586 | 22,636 | 0.09257 | 60,225 | 244,534 | 0.48286 [c] | 472,859 | 7.9 |
| **80+** | 1.00000 | 37,589 | 0.16463 | 37,589 | 228,325 | - | 228,325 | 6.1 |
| **Lelaki** *Male* | | | | | | | | |
| **0** | 0.00765 | 765 | 0.00771 | 100,000 | 99,284 | 0.99206 [a] | 7,224,764 | 72.2 |
| **1** | 0.00082 | 82 | 0.00021 | 99,235 | 396,746 | 0.99901 [b] | 7,125,480 | 71.8 |
| **5** | 0.00092 | 91 | 0.00018 | 99,153 | 495,538 | 0.99901 | 6,728,734 | 67.9 |
| **10** | 0.00105 | 104 | 0.00021 | 99,062 | 495,049 | 0.99801 | 6,233,196 | 62.9 |
| **15** | 0.00292 | 289 | 0.00059 | 98,958 | 494,065 | 0.99623 | 5,738,147 | 58.0 |
| **20** | 0.00462 | 456 | 0.00093 | 98,668 | 492,201 | 0.99581 | 5,244,083 | 53.1 |
| **25** | 0.00376 | 369 | 0.00075 | 98,212 | 490,138 | 0.99550 | 4,751,882 | 48.4 |
| **30** | 0.00524 | 513 | 0.00105 | 97,843 | 487,933 | 0.99352 | 4,261,744 | 43.6 |
| **35** | 0.00772 | 752 | 0.00155 | 97,330 | 484,771 | 0.98857 | 3,773,811 | 38.8 |
| **40** | 0.01517 | 1,465 | 0.00306 | 96,578 | 479,231 | 0.98041 | 3,289,040 | 34.1 |
| **45** | 0.02408 | 2,291 | 0.00488 | 95,114 | 469,843 | 0.96925 | 2,809,809 | 29.5 |
| **50** | 0.03759 | 3,489 | 0.00766 | 92,823 | 455,394 | 0.95373 | 2,339,966 | 25.2 |
| **55** | 0.05529 | 4,939 | 0.01137 | 89,334 | 434,324 | 0.93090 | 1,884,572 | 21.1 |
| **60** | 0.08372 | 7,066 | 0.01748 | 84,395 | 404,311 | 0.90005 | 1,450,248 | 17.2 |
| **65** | 0.11766 | 9,099 | 0.02500 | 77,329 | 363,900 | 0.83824 | 1,045,938 | 13.5 |
| **70** | 0.21174 | 14,447 | 0.04736 | 68,231 | 305,034 | 0.68630 | 682,038 | 10.0 |
| **75** | 0.44305 | 23,829 | 0.11383 | 53,783 | 209,344 | 0.44472 [c] | 377,004 | 7.0 |
| **80+** | 1.00000 | 29,954 | 0.17866 | 29,954 | 167,660 | - | 167,660 | 5.6 |
| **Perempuan** *Female* | | | | | | | | |
| **0** | 0.00601 | 601 | 0.00605 | 100,000 | 99,440 | 0.99379 [a] | 7,673,853 | 76.7 |
| **1** | 0.00056 | 55 | 0.00014 | 99,399 | 397,457 | 0.99952 [b] | 7,574,413 | 76.2 |
| **5** | 0.00024 | 24 | 0.00005 | 99,343 | 496,656 | 0.99955 | 7,176,957 | 72.2 |
| **10** | 0.00066 | 66 | 0.00013 | 99,319 | 496,430 | 0.99882 | 6,680,301 | 67.3 |
| **15** | 0.00170 | 169 | 0.00034 | 99,253 | 495,843 | 0.99794 | 6,183,870 | 62.3 |
| **20** | 0.00242 | 240 | 0.00048 | 99,084 | 494,820 | 0.99791 | 5,688,028 | 57.4 |
| **25** | 0.00176 | 174 | 0.00035 | 98,844 | 493,786 | 0.99766 | 5,193,207 | 52.5 |
| **30** | 0.00293 | 289 | 0.00059 | 98,671 | 492,629 | 0.99619 | 4,699,421 | 47.6 |
| **35** | 0.00470 | 462 | 0.00094 | 98,381 | 490,751 | 0.99363 | 4,206,791 | 42.8 |
| **40** | 0.00805 | 788 | 0.00162 | 97,919 | 487,625 | 0.98862 | 3,716,041 | 38.0 |
| **45** | 0.01474 | 1,431 | 0.00297 | 97,131 | 482,077 | 0.98273 | 3,228,416 | 33.2 |
| **50** | 0.01984 | 1,899 | 0.00401 | 95,700 | 473,752 | 0.97304 | 2,746,338 | 28.7 |
| **55** | 0.03422 | 3,210 | 0.00696 | 93,801 | 460,979 | 0.95704 | 2,272,586 | 24.2 |
| **60** | 0.05201 | 4,711 | 0.01068 | 90,591 | 441,176 | 0.93655 | 1,811,607 | 20.0 |
| **65** | 0.07553 | 6,486 | 0.01570 | 85,880 | 413,182 | 0.88819 | 1,370,431 | 16.0 |
| **70** | 0.15106 | 11,993 | 0.03268 | 79,393 | 366,983 | 0.77431 | 957,249 | 12.1 |
| **75** | 0.31359 | 21,136 | 0.07438 | 67,400 | 284,160 | 0.51859 [c] | 590,266 | 8.8 |
| **80+** | 1.00000 | 46,264 | 0.15114 | 46,264 | 306,106 | - | 306,106 | 6.6 |

**Nota:** *Notes:*
[a] **Daripada umur 0 hingga kumpulan umur 1-4** *From age of 0 to age group 1-4*
[b] **Daripada umur 0, kumpulan umur 1-4 hingga kumpulan umur 5-9** *From age of 0, age group 1-4 to age group 5-9*
[c] **Daripada umur 75 hingga 80+** *From age of 75 to 80+*

**Jadual 3.9.2: Jadual hayat ringkas mengikut jantina dan umur, Seberang Perai Utara, Pulau Pinang, 2024**
*Table 3.9.2: Abridged life table by sex and age, Seberang Perai Utara, Pulau Pinang, 2024*

| **Umur** *Age* | **Kebarangkalian mati di antara umur x dan umur x+n** *Probability of dying between age x and age x+n* | **Bilangan kematian di antara umur x dan umur x+n** *Number of deaths between age x and age x+n* | **Kadar tengah mortaliti di antara umur x dan umur x+n** *Central mortality rate between age x and age x+n* | **Penakat (orang yang masih hidup) pada umur tepat x** *Survivors at exact age x* | **Bilangan orang hidup-tahun di antara umur x dan umur x+n** *Number of person-years lived between age x and age x+n* | **Nisbah ketakatan** *Survival ratio* | **Jumlah bilangan orang hidup-tahun selepas umur tepat x** *Total number of person-years lived after exact age x* | **Jangkaan hayat** *Life expectancy* |
|---|---|---|---|---|---|---|---|---|
| **x** | $_nq_x$ | $_nd_x$ | $_nm_x$ | $l_x$ | $_nL_x$ | $_nS_x$ | $T_x$ | $e_x$ |
| **Lelaki dan Perempuan** *Both sexes* | | | | | | | | |
| **0** | 0.00469 | 469 | 0.00471 | 100,000 | 99,561 | 0.99475 [a] | 7,342,194 | 73.4 |
| **1** | 0.00126 | 125 | 0.00031 | 99,531 | 397,813 | 0.99879 [b] | 7,242,633 | 72.8 |
| **5** | 0.00102 | 102 | 0.00020 | 99,406 | 496,774 | 0.99911 | 6,844,820 | 68.9 |
| **10** | 0.00076 | 76 | 0.00015 | 99,304 | 496,331 | 0.99759 | 6,348,046 | 63.9 |
| **15** | 0.00406 | 403 | 0.00081 | 99,228 | 495,135 | 0.99607 | 5,851,715 | 59.0 |
| **20** | 0.00380 | 375 | 0.00076 | 98,825 | 493,188 | 0.99598 | 5,356,580 | 54.2 |
| **25** | 0.00425 | 418 | 0.00085 | 98,450 | 491,204 | 0.99535 | 4,863,392 | 49.4 |
| **30** | 0.00505 | 495 | 0.00101 | 98,032 | 488,921 | 0.99319 | 4,372,188 | 44.6 |
| **35** | 0.00859 | 838 | 0.00172 | 97,537 | 485,590 | 0.98922 | 3,883,267 | 39.8 |
| **40** | 0.01299 | 1,257 | 0.00262 | 96,699 | 480,355 | 0.98149 | 3,397,677 | 35.1 |
| **45** | 0.02409 | 2,300 | 0.00488 | 95,443 | 471,464 | 0.97163 | 2,917,322 | 30.6 |
| **50** | 0.03274 | 3,050 | 0.00666 | 93,143 | 458,091 | 0.95783 | 2,445,858 | 26.3 |
| **55** | 0.05191 | 4,677 | 0.01066 | 90,093 | 438,775 | 0.93657 | 1,987,767 | 22.1 |
| **60** | 0.07557 | 6,455 | 0.01571 | 85,417 | 410,945 | 0.90856 | 1,548,993 | 18.1 |
| **65** | 0.10860 | 8,575 | 0.02297 | 78,962 | 373,370 | 0.85322 | 1,138,047 | 14.4 |
| **70** | 0.18962 | 13,346 | 0.04190 | 70,387 | 318,567 | 0.72898 | 764,677 | 10.9 |
| **75** | 0.37147 | 21,189 | 0.09124 | 57,040 | 232,229 | 0.47944 [c] | 446,110 | 7.8 |
| **80+** | 1.00000 | 35,852 | 0.16762 | 35,852 | 213,881 | - | 213,881 | 6.0 |
| **Lelaki** *Male* | | | | | | | | |
| **0** | 0.00549 | 549 | 0.00552 | 100,000 | 99,483 | 0.99381 [a] | 7,098,089 | 71.0 |
| **1** | 0.00162 | 161 | 0.00041 | 99,451 | 397,422 | 0.99841 [b] | 6,998,606 | 70.4 |
| **5** | 0.00134 | 133 | 0.00027 | 99,289 | 496,115 | 0.99880 | 6,601,184 | 66.5 |
| **10** | 0.00105 | 105 | 0.00021 | 99,157 | 495,522 | 0.99630 | 6,105,069 | 61.6 |
| **15** | 0.00634 | 628 | 0.00127 | 99,052 | 493,690 | 0.99396 | 5,609,547 | 56.6 |
| **20** | 0.00574 | 565 | 0.00115 | 98,424 | 490,707 | 0.99444 | 5,115,857 | 52.0 |
| **25** | 0.00538 | 526 | 0.00108 | 97,859 | 487,979 | 0.99375 | 4,625,150 | 47.3 |
| **30** | 0.00714 | 695 | 0.00143 | 97,333 | 484,927 | 0.99082 | 4,137,171 | 42.5 |
| **35** | 0.01125 | 1,087 | 0.00226 | 96,638 | 480,473 | 0.98618 | 3,652,244 | 37.8 |
| **40** | 0.01643 | 1,570 | 0.00331 | 95,551 | 473,831 | 0.97520 | 3,171,771 | 33.2 |
| **45** | 0.03331 | 3,131 | 0.00678 | 93,981 | 462,078 | 0.96174 | 2,697,940 | 28.7 |
| **50** | 0.04337 | 3,940 | 0.00887 | 90,850 | 444,400 | 0.94138 | 2,235,861 | 24.6 |
| **55** | 0.07456 | 6,480 | 0.01549 | 86,910 | 418,349 | 0.91727 | 1,791,461 | 20.6 |
| **60** | 0.09155 | 7,363 | 0.01919 | 80,430 | 383,741 | 0.88994 | 1,373,112 | 17.1 |
| **65** | 0.13043 | 9,530 | 0.02791 | 73,067 | 341,508 | 0.83497 | 989,371 | 13.5 |
| **70** | 0.20481 | 13,013 | 0.04564 | 63,536 | 285,150 | 0.70015 | 647,864 | 10.2 |
| **75** | 0.41935 | 21,187 | 0.10612 | 50,523 | 199,649 | 0.44957 [c] | 362,714 | 7.2 |
| **80+** | 1.00000 | 29,336 | 0.17990 | 29,336 | 163,065 | - | 163,065 | 5.6 |
| **Perempuan** *Female* | | | | | | | | |
| **0** | 0.00385 | 385 | 0.00386 | 100,000 | 99,639 | 0.99578 [a] | 7,614,912 | 76.1 |
| **1** | 0.00085 | 84 | 0.00021 | 99,615 | 398,252 | 0.99918 [b] | 7,515,273 | 75.4 |
| **5** | 0.00070 | 69 | 0.00014 | 99,531 | 497,481 | 0.99943 | 7,117,022 | 71.5 |
| **10** | 0.00044 | 43 | 0.00009 | 99,462 | 497,199 | 0.99896 | 6,619,540 | 66.6 |
| **15** | 0.00165 | 164 | 0.00033 | 99,418 | 496,682 | 0.99830 | 6,122,341 | 61.6 |
| **20** | 0.00175 | 174 | 0.00035 | 99,254 | 495,839 | 0.99766 | 5,625,659 | 56.7 |
| **25** | 0.00293 | 290 | 0.00059 | 99,081 | 494,680 | 0.99706 | 5,129,820 | 51.8 |
| **30** | 0.00295 | 292 | 0.00059 | 98,791 | 493,226 | 0.99552 | 4,635,141 | 46.9 |
| **35** | 0.00601 | 592 | 0.00120 | 98,499 | 491,018 | 0.99229 | 4,141,915 | 42.1 |
| **40** | 0.00942 | 922 | 0.00189 | 97,908 | 487,234 | 0.98808 | 3,650,897 | 37.3 |
| **45** | 0.01445 | 1,401 | 0.00291 | 96,986 | 481,426 | 0.98191 | 3,163,663 | 32.6 |
| **50** | 0.02178 | 2,082 | 0.00440 | 95,585 | 472,717 | 0.97435 | 2,682,237 | 28.1 |
| **55** | 0.02960 | 2,767 | 0.00601 | 93,502 | 460,594 | 0.95552 | 2,209,519 | 23.6 |
| **60** | 0.05982 | 5,428 | 0.01233 | 90,735 | 440,107 | 0.92647 | 1,748,925 | 19.3 |
| **65** | 0.08811 | 7,517 | 0.01843 | 85,307 | 407,746 | 0.87055 | 1,308,819 | 15.3 |
| **70** | 0.17479 | 13,597 | 0.03830 | 77,791 | 354,963 | 0.75642 | 901,073 | 11.6 |
| **75** | 0.32696 | 20,989 | 0.07817 | 64,194 | 268,499 | 0.50834 [c] | 546,110 | 8.5 |
| **80+** | 1.00000 | 43,206 | 0.15563 | 43,206 | 277,610 | - | 277,610 | 6.4 |

**Nota:** *Notes:*
[a] **Daripada umur 0 hingga kumpulan umur 1-4** *From age of 0 to age group 1-4*
[b] **Daripada umur 0, kumpulan umur 1-4 hingga kumpulan umur 5-9** *From age of 0, age group 1-4 to age group 5-9*
[c] **Daripada umur 75 hingga 80+** *From age of 75 to 80+*

**Jadual 3.9.3: Jadual hayat ringkas mengikut jantina dan umur, Seberang Perai Selatan, Pulau Pinang, 2024**
*Table 3.9.3: Abridged life table by sex and age, Seberang Perai Selatan, Pulau Pinang, 2024*

| Umur *Age* | Kebarangkalian mati di antara umur x dan umur x+n *Probability of dying between age x and age x+n* | Bilangan kematian di antara umur x dan umur x+n *Number of deaths between age x and age x+n* | Kadar tengah mortaliti di antara umur x dan umur x+n *Central mortality rate between age x and age x+n* | Penakat (orang yang masih hidup) pada umur tepat x *Survivors at exact age x* | Bilangan orang hidup-tahun di antara umur x dan umur x+n *Number of person-years lived between age x and age x+n* | Nisbah ketakatan *Survival ratio* | Jumlah bilangan orang hidup-tahun selepas umur tepat x *Total number of person-years lived after exact age x* | Jangkaan hayat *Life expectancy* |
|---|---|---|---|---|---|---|---|---|
| x | $_nq_x$ | $_nd_x$ | $_nm_x$ | $l_x$ | $_nL_x$ | $_nS_x$ | $T_x$ | $e_x$ |
| **Lelaki dan Perempuan** *Both sexes* | | | | | | | | |
| **0** | 0.00618 | 618 | 0.00622 | 100,000 | 99,424 | 0.99348 [a] | 7,080,505 | 70.8 |
| **1** | 0.00084 | 84 | 0.00021 | 99,382 | 397,318 | 0.99901 [b] | 6,981,081 | 70.2 |
| **5** | 0.00097 | 96 | 0.00019 | 99,298 | 496,249 | 0.99898 | 6,583,763 | 66.3 |
| **10** | 0.00108 | 107 | 0.00022 | 99,202 | 495,742 | 0.99671 | 6,087,514 | 61.4 |
| **15** | 0.00550 | 545 | 0.00110 | 99,095 | 494,112 | 0.99473 | 5,591,772 | 56.4 |
| **20** | 0.00503 | 496 | 0.00101 | 98,550 | 491,510 | 0.99489 | 5,097,659 | 51.7 |
| **25** | 0.00518 | 508 | 0.00104 | 98,054 | 488,999 | 0.99451 | 4,606,150 | 47.0 |
| **30** | 0.00581 | 567 | 0.00117 | 97,546 | 486,312 | 0.99186 | 4,117,150 | 42.2 |
| **35** | 0.01049 | 1,017 | 0.00211 | 96,979 | 482,353 | 0.98677 | 3,630,838 | 37.4 |
| **40** | 0.01600 | 1,535 | 0.00323 | 95,962 | 475,972 | 0.98034 | 3,148,485 | 32.8 |
| **45** | 0.02337 | 2,207 | 0.00473 | 94,427 | 466,616 | 0.96951 | 2,672,512 | 28.3 |
| **50** | 0.03777 | 3,483 | 0.00770 | 92,220 | 452,390 | 0.95403 | 2,205,896 | 23.9 |
| **55** | 0.05450 | 4,836 | 0.01120 | 88,736 | 431,592 | 0.93772 | 1,753,506 | 19.8 |
| **60** | 0.07051 | 5,915 | 0.01462 | 83,901 | 404,714 | 0.92019 | 1,321,914 | 15.8 |
| **65** | 0.08982 | 7,004 | 0.01881 | 77,985 | 372,414 | 0.84285 | 917,200 | 11.8 |
| **70** | 0.23113 | 16,406 | 0.05227 | 70,981 | 313,889 | 0.54121 | 544,786 | 7.7 |
| **75** | 0.75488 | 41,198 | 0.24251 | 54,575 | 169,881 | 0.26425 [c] | 230,896 | 4.2 |
| **80+** | 1.00000 | 13,377 | 0.21925 | 13,377 | 61,015 | - | 61,015 | 4.6 |
| **Lelaki** *Male* | | | | | | | | |
| **0** | 0.00595 | 595 | 0.00599 | 100,000 | 99,440 | 0.99347 [a] | 6,855,079 | 68.6 |
| **1** | 0.00138 | 137 | 0.00035 | 99,405 | 397,294 | 0.99907 [b] | 6,755,639 | 68.0 |
| **5** | 0.00027 | 27 | 0.00005 | 99,267 | 496,270 | 0.99911 | 6,358,345 | 64.1 |
| **10** | 0.00152 | 151 | 0.00030 | 99,241 | 495,827 | 0.99524 | 5,862,075 | 59.1 |
| **15** | 0.00800 | 793 | 0.00161 | 99,090 | 493,469 | 0.99158 | 5,366,248 | 54.2 |
| **20** | 0.00884 | 869 | 0.00178 | 98,297 | 489,313 | 0.99175 | 4,872,779 | 49.6 |
| **25** | 0.00766 | 746 | 0.00154 | 97,428 | 485,275 | 0.99242 | 4,383,466 | 45.0 |
| **30** | 0.00751 | 726 | 0.00151 | 96,682 | 481,595 | 0.98885 | 3,898,192 | 40.3 |
| **35** | 0.01481 | 1,421 | 0.00298 | 95,956 | 476,227 | 0.98143 | 3,416,597 | 35.6 |
| **40** | 0.02239 | 2,117 | 0.00453 | 94,535 | 467,383 | 0.97275 | 2,940,370 | 31.1 |
| **45** | 0.03221 | 2,977 | 0.00655 | 92,418 | 454,647 | 0.96114 | 2,472,987 | 26.8 |
| **50** | 0.04573 | 4,090 | 0.00936 | 89,441 | 436,980 | 0.94188 | 2,018,340 | 22.6 |
| **55** | 0.07110 | 6,068 | 0.01474 | 85,351 | 411,585 | 0.91737 | 1,581,360 | 18.5 |
| **60** | 0.09505 | 7,536 | 0.01996 | 79,283 | 377,574 | 0.89799 | 1,169,775 | 14.8 |
| **65** | 0.10970 | 7,871 | 0.02321 | 71,747 | 339,058 | 0.82028 | 792,201 | 11.0 |
| **70** | 0.25837 | 16,504 | 0.05934 | 63,876 | 278,122 | 0.50120 | 453,144 | 7.1 |
| **75** | 0.82300 | 38,987 | 0.27969 | 47,372 | 139,394 | 0.20356 [c] | 175,022 | 3.7 |
| **80+** | 1.00000 | 8,385 | 0.23535 | 8,385 | 35,628 | - | 35,628 | 4.2 |
| **Perempuan** *Female* | | | | | | | | |
| **0** | 0.00642 | 642 | 0.00646 | 100,000 | 99,402 | 0.99354 [a] | 7,341,668 | 73.4 |
| **1** | 0.00025 | 25 | 0.00006 | 99,358 | 397,368 | 0.99893 [b] | 7,242,266 | 72.9 |
| **5** | 0.00171 | 170 | 0.00034 | 99,333 | 496,238 | 0.99886 | 6,844,898 | 68.9 |
| **10** | 0.00058 | 57 | 0.00012 | 99,163 | 495,670 | 0.99829 | 6,348,660 | 64.0 |
| **15** | 0.00284 | 281 | 0.00057 | 99,105 | 494,824 | 0.99780 | 5,852,990 | 59.1 |
| **20** | 0.00157 | 155 | 0.00031 | 98,824 | 493,734 | 0.99782 | 5,358,166 | 54.2 |
| **25** | 0.00278 | 275 | 0.00056 | 98,669 | 492,659 | 0.99651 | 4,864,432 | 49.3 |
| **30** | 0.00421 | 414 | 0.00084 | 98,395 | 490,938 | 0.99470 | 4,371,772 | 44.4 |
| **35** | 0.00639 | 626 | 0.00128 | 97,981 | 488,337 | 0.99213 | 3,880,834 | 39.6 |
| **40** | 0.00936 | 911 | 0.00188 | 97,354 | 484,494 | 0.98836 | 3,392,497 | 34.8 |
| **45** | 0.01395 | 1,346 | 0.00281 | 96,443 | 478,853 | 0.97842 | 2,908,003 | 30.2 |
| **50** | 0.02932 | 2,788 | 0.00595 | 95,098 | 468,518 | 0.96653 | 2,429,150 | 25.5 |
| **55** | 0.03775 | 3,484 | 0.00769 | 92,309 | 452,836 | 0.95860 | 1,960,633 | 21.2 |
| **60** | 0.04520 | 4,015 | 0.00925 | 88,825 | 434,089 | 0.94312 | 1,507,796 | 17.0 |
| **65** | 0.06911 | 5,861 | 0.01432 | 84,810 | 409,398 | 0.86848 | 1,073,708 | 12.7 |
| **70** | 0.19857 | 15,677 | 0.04409 | 78,949 | 355,552 | 0.58638 | 664,309 | 8.4 |
| **75** | 0.68196 | 43,149 | 0.20696 | 63,272 | 208,488 | 0.32475 [c] | 308,757 | 4.9 |
| **80+** | 1.00000 | 20,123 | 0.20069 | 20,123 | 100,269 | - | 100,269 | 5.0 |

**Nota:** *Notes:*
[a] **Daripada umur 0 hingga kumpulan umur 1-4** *From age of 0 to age group 1-4*
[b] **Daripada umur 0, kumpulan umur 1-4 hingga kumpulan umur 5-9** *From age of 0, age group 1-4 to age group 5-9*
[c] **Daripada umur 75 hingga 80+** *From age of 75 to 80+*

**Jadual 3.9.4: Jadual hayat ringkas mengikut jantina dan umur, Timur Laut, Pulau Pinang, 2024**
*Table 3.9.4: Abridged life table by sex and age, Timur Laut, Pulau Pinang, 2024*

| **Umur** *Age* | **Kebarangkalian mati di antara umur x dan umur x+n** *Probability of dying between age x and age x+n* | **Bilangan kematian di antara umur x dan umur x+n** *Number of deaths between age x and age x+n* | **Kadar tengah mortaliti di antara umur x dan umur x+n** *Central mortality rate between age x and age x+n* | **Penakat (orang yang masih hidup) pada umur tepat x** *Survivors at exact age x* | **Bilangan orang hidup-tahun di antara umur x dan umur x+n** *Number of person-years lived between age x and age x+n* | **Nisbah ketakatan** *Survival ratio* | **Jumlah bilangan orang hidup-tahun selepas umur tepat x** *Total number of person-years lived after exact age x* | **Jangkaan hayat** *Life expectancy* |
|---|---|---|---|---|---|---|---|---|
| **x** | $_nq_x$ | $_nd_x$ | $_nm_x$ | $l_x$ | $_nL_x$ | $_nS_x$ | $T_x$ | $e_x$ |
| **Lelaki dan Perempuan** *Both sexes* | | | | | | | | |
| **0** | 0.00564 | 564 | 0.00567 | 100,000 | 99,474 | 0.99398 [a] | 7,608,165 | 76.1 |
| **1** | 0.00092 | 92 | 0.00023 | 99,436 | 397,515 | 0.99920 [b] | 7,508,692 | 75.5 |
| **5** | 0.00052 | 52 | 0.00010 | 99,344 | 496,591 | 0.99927 | 7,111,176 | 71.6 |
| **10** | 0.00094 | 94 | 0.00019 | 99,292 | 496,226 | 0.99871 | 6,614,586 | 66.6 |
| **15** | 0.00164 | 163 | 0.00033 | 99,198 | 495,584 | 0.99851 | 6,118,360 | 61.7 |
| **20** | 0.00134 | 133 | 0.00027 | 99,035 | 494,844 | 0.99830 | 5,622,776 | 56.8 |
| **25** | 0.00205 | 203 | 0.00041 | 98,902 | 494,003 | 0.99768 | 5,127,932 | 51.8 |
| **30** | 0.00259 | 255 | 0.00052 | 98,699 | 492,857 | 0.99638 | 4,633,929 | 47.0 |
| **35** | 0.00466 | 459 | 0.00093 | 98,444 | 491,073 | 0.99387 | 4,141,071 | 42.1 |
| **40** | 0.00762 | 746 | 0.00153 | 97,985 | 488,060 | 0.98803 | 3,649,998 | 37.3 |
| **45** | 0.01636 | 1,591 | 0.00330 | 97,239 | 482,218 | 0.98067 | 3,161,938 | 32.5 |
| **50** | 0.02234 | 2,137 | 0.00452 | 95,648 | 472,899 | 0.96888 | 2,679,720 | 28.0 |
| **55** | 0.04009 | 3,749 | 0.00818 | 93,511 | 458,184 | 0.95014 | 2,206,822 | 23.6 |
| **60** | 0.06005 | 5,390 | 0.01238 | 89,762 | 435,337 | 0.92490 | 1,748,638 | 19.5 |
| **65** | 0.09113 | 7,688 | 0.01910 | 84,372 | 402,641 | 0.87027 | 1,313,301 | 15.6 |
| **70** | 0.17221 | 13,206 | 0.03769 | 76,684 | 350,406 | 0.77085 | 910,660 | 11.9 |
| **75** | 0.29793 | 18,912 | 0.07002 | 63,478 | 270,111 | 0.51788 [c] | 560,254 | 8.8 |
| **80+** | 1.00000 | 44,566 | 0.15360 | 44,566 | 290,142 | - | 290,142 | 6.5 |
| **Lelaki** *Male* | | | | | | | | |
| **0** | 0.00618 | 618 | 0.00622 | 100,000 | 99,419 | 0.99342 [a] | 7,358,224 | 73.6 |
| **1** | 0.00100 | 99 | 0.00025 | 99,382 | 397,293 | 0.99920 [b] | 7,258,805 | 73.0 |
| **5** | 0.00040 | 40 | 0.00008 | 99,283 | 496,314 | 0.99927 | 6,861,512 | 69.1 |
| **10** | 0.00107 | 106 | 0.00021 | 99,243 | 495,950 | 0.99835 | 6,365,199 | 64.1 |
| **15** | 0.00223 | 221 | 0.00045 | 99,137 | 495,133 | 0.99787 | 5,869,249 | 59.2 |
| **20** | 0.00204 | 202 | 0.00041 | 98,916 | 494,077 | 0.99762 | 5,374,116 | 54.3 |
| **25** | 0.00272 | 269 | 0.00054 | 98,715 | 492,902 | 0.99664 | 4,880,039 | 49.4 |
| **30** | 0.00400 | 393 | 0.00080 | 98,446 | 491,247 | 0.99477 | 4,387,137 | 44.6 |
| **35** | 0.00646 | 634 | 0.00130 | 98,053 | 488,679 | 0.99190 | 3,895,890 | 39.7 |
| **40** | 0.00975 | 949 | 0.00196 | 97,419 | 484,721 | 0.98434 | 3,407,211 | 35.0 |
| **45** | 0.02164 | 2,087 | 0.00437 | 96,469 | 477,129 | 0.97361 | 2,922,490 | 30.3 |
| **50** | 0.03124 | 2,949 | 0.00635 | 94,382 | 464,540 | 0.95730 | 2,445,361 | 25.9 |
| **55** | 0.05454 | 4,986 | 0.01121 | 91,434 | 444,703 | 0.93273 | 1,980,821 | 21.7 |
| **60** | 0.08074 | 6,980 | 0.01683 | 86,447 | 414,787 | 0.90223 | 1,536,119 | 17.8 |
| **65** | 0.11630 | 9,242 | 0.02470 | 79,467 | 374,231 | 0.83498 | 1,121,332 | 14.1 |
| **70** | 0.22016 | 15,461 | 0.04948 | 70,225 | 312,474 | 0.72064 | 747,100 | 10.6 |
| **75** | 0.35527 | 19,456 | 0.08640 | 54,765 | 225,183 | 0.48189 [c] | 434,626 | 7.9 |
| **80+** | 1.00000 | 35,309 | 0.16858 | 35,309 | 209,443 | - | 209,443 | 5.9 |
| **Perempuan** *Female* | | | | | | | | |
| **0** | 0.00508 | 508 | 0.00511 | 100,000 | 99,525 | 0.99457 [a] | 7,880,584 | 78.8 |
| **1** | 0.00084 | 83 | 0.00021 | 99,492 | 397,759 | 0.99918 [b] | 7,781,059 | 78.2 |
| **5** | 0.00066 | 66 | 0.00013 | 99,408 | 496,877 | 0.99927 | 7,383,299 | 74.3 |
| **10** | 0.00080 | 80 | 0.00016 | 99,343 | 496,514 | 0.99910 | 6,886,422 | 69.3 |
| **15** | 0.00099 | 99 | 0.00020 | 99,263 | 496,069 | 0.99920 | 6,389,908 | 64.4 |
| **20** | 0.00061 | 60 | 0.00012 | 99,164 | 495,672 | 0.99906 | 5,893,839 | 59.4 |
| **25** | 0.00126 | 125 | 0.00025 | 99,104 | 495,208 | 0.99884 | 5,398,167 | 54.5 |
| **30** | 0.00106 | 105 | 0.00021 | 98,979 | 494,632 | 0.99803 | 4,902,959 | 49.5 |
| **35** | 0.00289 | 285 | 0.00058 | 98,874 | 493,656 | 0.99584 | 4,408,327 | 44.6 |
| **40** | 0.00543 | 535 | 0.00109 | 98,589 | 491,604 | 0.99183 | 3,914,671 | 39.7 |
| **45** | 0.01092 | 1,071 | 0.00220 | 98,053 | 487,589 | 0.98783 | 3,423,066 | 34.9 |
| **50** | 0.01344 | 1,303 | 0.00271 | 96,982 | 481,654 | 0.98013 | 2,935,478 | 30.3 |
| **55** | 0.02639 | 2,525 | 0.00535 | 95,679 | 472,085 | 0.96699 | 2,453,824 | 25.6 |
| **60** | 0.03981 | 3,708 | 0.00812 | 93,155 | 456,503 | 0.94651 | 1,981,739 | 21.3 |
| **65** | 0.06775 | 6,060 | 0.01402 | 89,447 | 432,083 | 0.90219 | 1,525,236 | 17.1 |
| **70** | 0.13005 | 10,845 | 0.02782 | 83,387 | 389,821 | 0.81330 | 1,093,153 | 13.1 |
| **75** | 0.25181 | 18,267 | 0.05762 | 72,542 | 317,043 | 0.54923 [c] | 703,332 | 9.7 |
| **80+** | 1.00000 | 54,275 | 0.14050 | 54,275 | 386,289 | - | 386,289 | 7.1 |

**Nota:** *Notes:*
[a] **Daripada umur 0 hingga kumpulan umur 1-4** *From age of 0 to age group 1-4*
[b] **Daripada umur 0, kumpulan umur 1-4 hingga kumpulan umur 5-9** *From age of 0, age group 1-4 to age group 5-9*
[c] **Daripada umur 75 hingga 80+** *From age of 75 to 80+*

**Jadual 3.9.5: Jadual hayat ringkas mengikut jantina dan umur, Barat Daya, Pulau Pinang, 2024**
*Table 3.9.5: Abridged life table by sex and age, Barat Daya, Pulau Pinang, 2024*

| **Umur** *Age* | **Kebarangkalian mati di antara umur x dan umur x+n** *Probability of dying between age x and age x+n* | **Bilangan kematian di antara umur x dan umur x+n** *Number of deaths between age x and age x+n* | **Kadar tengah mortaliti di antara umur x dan umur x+n** *Central mortality rate between age x and age x+n* | **Penakat (orang yang masih hidup) pada umur tepat x** *Survivors at exact age x* | **Bilangan orang hidup-tahun di antara umur x dan umur x+n** *Number of person-years lived between age x and age x+n* | **Nisbah ketakatan** *Survival ratio* | **Jumlah bilangan orang hidup-tahun selepas umur tepat x** *Total number of person-years lived after exact age x* | **Jangkaan hayat** *Life expectancy* |
|---|---|---|---|---|---|---|---|---|
| **x** | $_nq_x$ | $_nd_x$ | $_nm_x$ | $l_x$ | $_nL_x$ | $_nS_x$ | $T_x$ | $e_x$ |
| **Lelaki dan Perempuan** *Both sexes* | | | | | | | | |
| **0** | 0.00551 | 551 | 0.00554 | 100,000 | 99,486 | 0.99410 [a] | 7,499,754 | 75.0 |
| **1** | 0.00094 | 94 | 0.00024 | 99,449 | 397,563 | 0.99925 [b] | 7,400,268 | 74.4 |
| **5** | 0.00040 | 39 | 0.00008 | 99,355 | 496,678 | 0.99945 | 7,002,705 | 70.5 |
| **10** | 0.00070 | 70 | 0.00014 | 99,316 | 496,405 | 0.99799 | 6,506,027 | 65.5 |
| **15** | 0.00332 | 330 | 0.00067 | 99,246 | 495,407 | 0.99682 | 6,009,622 | 60.6 |
| **20** | 0.00304 | 300 | 0.00061 | 98,916 | 493,831 | 0.99705 | 5,514,215 | 55.7 |
| **25** | 0.00287 | 283 | 0.00058 | 98,616 | 492,372 | 0.99596 | 5,020,384 | 50.9 |
| **30** | 0.00521 | 513 | 0.00105 | 98,333 | 490,382 | 0.99429 | 4,528,013 | 46.0 |
| **35** | 0.00621 | 608 | 0.00125 | 97,820 | 487,581 | 0.99137 | 4,037,631 | 41.3 |
| **40** | 0.01106 | 1,076 | 0.00223 | 97,212 | 483,373 | 0.98612 | 3,550,050 | 36.5 |
| **45** | 0.01673 | 1,609 | 0.00337 | 96,137 | 476,662 | 0.97817 | 3,066,677 | 31.9 |
| **50** | 0.02701 | 2,554 | 0.00548 | 94,528 | 466,257 | 0.96503 | 2,590,015 | 27.4 |
| **55** | 0.04314 | 3,968 | 0.00882 | 91,975 | 449,953 | 0.94478 | 2,123,758 | 23.1 |
| **60** | 0.06785 | 5,971 | 0.01405 | 88,007 | 425,105 | 0.91671 | 1,673,805 | 19.0 |
| **65** | 0.09985 | 8,191 | 0.02102 | 82,035 | 389,699 | 0.86958 | 1,248,700 | 15.2 |
| **70** | 0.16437 | 12,138 | 0.03582 | 73,844 | 338,876 | 0.76131 | 859,002 | 11.6 |
| **75** | 0.32762 | 20,216 | 0.07836 | 61,706 | 257,989 | 0.50399 [c] | 520,126 | 8.4 |
| **80+** | 1.00000 | 41,490 | 0.15828 | 41,490 | 262,136 | - | 262,136 | 6.3 |
| **Lelaki** *Male* | | | | | | | | |
| **0** | 0.00674 | 674 | 0.00678 | 100,000 | 99,368 | 0.99275 [a] | 7,246,515 | 72.5 |
| **1** | 0.00127 | 126 | 0.00032 | 99,326 | 397,008 | 0.99916 [b] | 7,147,147 | 72.0 |
| **5** | 0.00018 | 18 | 0.00004 | 99,201 | 495,958 | 0.99947 | 6,750,139 | 68.0 |
| **10** | 0.00089 | 88 | 0.00018 | 99,183 | 495,693 | 0.99726 | 6,254,182 | 63.1 |
| **15** | 0.00460 | 456 | 0.00092 | 99,095 | 494,333 | 0.99552 | 5,758,489 | 58.1 |
| **20** | 0.00436 | 430 | 0.00087 | 98,639 | 492,119 | 0.99588 | 5,264,156 | 53.4 |
| **25** | 0.00388 | 381 | 0.00078 | 98,209 | 490,092 | 0.99423 | 4,772,037 | 48.6 |
| **30** | 0.00767 | 750 | 0.00154 | 97,828 | 487,265 | 0.99125 | 4,281,945 | 43.8 |
| **35** | 0.00984 | 955 | 0.00198 | 97,078 | 483,001 | 0.98793 | 3,794,680 | 39.1 |
| **40** | 0.01432 | 1,377 | 0.00289 | 96,123 | 477,171 | 0.98263 | 3,311,679 | 34.5 |
| **45** | 0.02046 | 1,939 | 0.00413 | 94,746 | 468,882 | 0.97213 | 2,834,508 | 29.9 |
| **50** | 0.03543 | 3,288 | 0.00721 | 92,807 | 455,814 | 0.95645 | 2,365,626 | 25.5 |
| **55** | 0.05197 | 4,653 | 0.01067 | 89,519 | 435,962 | 0.93208 | 1,909,812 | 21.3 |
| **60** | 0.08475 | 7,192 | 0.01770 | 84,866 | 406,350 | 0.89713 | 1,473,850 | 17.4 |
| **65** | 0.12268 | 9,529 | 0.02614 | 77,674 | 364,547 | 0.83851 | 1,067,500 | 13.7 |
| **70** | 0.20572 | 14,019 | 0.04586 | 68,145 | 305,677 | 0.70340 | 702,953 | 10.3 |
| **75** | 0.41103 | 22,247 | 0.10347 | 54,126 | 215,012 | 0.45878 [c] | 397,276 | 7.3 |
| **80+** | 1.00000 | 31,879 | 0.17490 | 31,879 | 182,264 | - | 182,264 | 5.7 |
| **Perempuan** *Female* | | | | | | | | |
| **0** | 0.00416 | 416 | 0.00418 | 100,000 | 99,610 | 0.99560 [a] | 7,776,068 | 77.8 |
| **1** | 0.00059 | 59 | 0.00015 | 99,584 | 398,189 | 0.99932 [b] | 7,676,458 | 77.1 |
| **5** | 0.00065 | 65 | 0.00013 | 99,525 | 497,463 | 0.99944 | 7,278,268 | 73.1 |
| **10** | 0.00046 | 46 | 0.00009 | 99,460 | 497,186 | 0.99885 | 6,780,805 | 68.2 |
| **15** | 0.00184 | 183 | 0.00037 | 99,414 | 496,613 | 0.99813 | 6,283,619 | 63.2 |
| **20** | 0.00189 | 188 | 0.00038 | 99,231 | 495,686 | 0.99810 | 5,787,006 | 58.3 |
| **25** | 0.00191 | 190 | 0.00038 | 99,043 | 494,743 | 0.99755 | 5,291,320 | 53.4 |
| **30** | 0.00299 | 295 | 0.00060 | 98,854 | 493,531 | 0.99706 | 4,796,578 | 48.5 |
| **35** | 0.00290 | 285 | 0.00058 | 98,559 | 492,079 | 0.99466 | 4,303,047 | 43.7 |
| **40** | 0.00779 | 766 | 0.00156 | 98,273 | 489,451 | 0.98968 | 3,810,968 | 38.8 |
| **45** | 0.01288 | 1,255 | 0.00259 | 97,507 | 484,398 | 0.98442 | 3,321,517 | 34.1 |
| **50** | 0.01831 | 1,762 | 0.00370 | 96,252 | 476,853 | 0.97374 | 2,837,119 | 29.5 |
| **55** | 0.03436 | 3,247 | 0.00699 | 94,489 | 464,329 | 0.95756 | 2,360,266 | 25.0 |
| **60** | 0.05080 | 4,635 | 0.01042 | 91,242 | 444,625 | 0.93588 | 1,895,937 | 20.8 |
| **65** | 0.07816 | 6,769 | 0.01627 | 86,608 | 416,115 | 0.89926 | 1,451,312 | 16.8 |
| **70** | 0.12524 | 9,999 | 0.02672 | 79,839 | 374,195 | 0.81070 | 1,035,197 | 13.0 |
| **75** | 0.26253 | 18,335 | 0.06044 | 69,839 | 303,358 | 0.54106 [c] | 661,002 | 9.5 |
| **80+** | 1.00000 | 51,504 | 0.14401 | 51,504 | 357,644 | - | 357,644 | 6.9 |

**Nota:** [a] **Daripada umur 0 hingga kumpulan umur 1-4**
*Notes:* *From age of 0 to age group 1-4*

[b] **Daripada umur 0, kumpulan umur 1-4 hingga kumpulan umur 5-9**
*From age of 0, age group 1-4 to age group 5-9*

[c] **Daripada umur 75 hingga 80+**
*From age of 75 to 80+*

# NEGERI & DAERAH PENTADBIRAN

## *STATE & ADMINISTRATIVE DISTRICT*

# SABAH
# 2024

**Muka surat ini sengaja dibiarkan kosong**

*This page is deliberately left blank*

**Jadual 3.10: Jadual hayat ringkas mengikut jantina dan umur, Sabah, 2024**
*Table 3.10: Abridged life table by sex and age, Sabah, 2024*

| **Umur** *Age* | **Kebarangkalian mati di antara umur x dan umur x+n** *Probability of dying between age x and age x+n* | **Bilangan kematian di antara umur x dan umur x+n** *Number of deaths between age x and age x+n* | **Kadar tengah mortaliti di antara umur x dan umur x+n** *Central mortality rate between age x and age x+n* | **Penakat (orang yang masih hidup) pada umur tepat x** *Survivors at exact age x* | **Bilangan orang hidup-tahun di antara umur x dan umur x+n** *Number of person-years lived between age x and age x+n* | **Nisbah ketakatan** *Survival ratio* | **Jumlah bilangan orang hidup-tahun selepas umur tepat x** *Total number of person-years lived after exact age x* | **Jangkaan hayat** *Life expectancy* |
|---|---|---|---|---|---|---|---|---|
| **x** | $_nq_x$ | $_nd_x$ | $_nm_x$ | $l_x$ | $_nL_x$ | $_nS_x$ | $T_x$ | $e_x$ |
| **Lelaki dan Perempuan** *Both sexes* | | | | | | | | |
| **0** | 0.00886 | 886 | 0.00893 | 100,000 | 99,182 | 0.99044 [a] | 7,466,868 | 74.7 |
| **1** | 0.00170 | 169 | 0.00043 | 99,114 | 396,036 | 0.99856 [b] | 7,367,686 | 74.3 |
| **5** | 0.00090 | 89 | 0.00018 | 98,945 | 494,505 | 0.99866 | 6,971,650 | 70.5 |
| **10** | 0.00178 | 176 | 0.00036 | 98,857 | 493,843 | 0.99799 | 6,477,146 | 65.5 |
| **15** | 0.00223 | 220 | 0.00045 | 98,680 | 492,852 | 0.99764 | 5,983,303 | 60.6 |
| **20** | 0.00248 | 245 | 0.00050 | 98,460 | 491,690 | 0.99730 | 5,490,451 | 55.8 |
| **25** | 0.00292 | 287 | 0.00058 | 98,216 | 490,362 | 0.99625 | 4,998,760 | 50.9 |
| **30** | 0.00459 | 449 | 0.00092 | 97,929 | 488,521 | 0.99406 | 4,508,398 | 46.0 |
| **35** | 0.00730 | 711 | 0.00146 | 97,480 | 485,619 | 0.99037 | 4,019,877 | 41.2 |
| **40** | 0.01197 | 1,158 | 0.00241 | 96,768 | 480,945 | 0.98319 | 3,534,258 | 36.5 |
| **45** | 0.02172 | 2,076 | 0.00439 | 95,610 | 472,858 | 0.97203 | 3,053,313 | 31.9 |
| **50** | 0.03436 | 3,214 | 0.00699 | 93,534 | 459,633 | 0.95448 | 2,580,455 | 27.6 |
| **55** | 0.05707 | 5,155 | 0.01175 | 90,320 | 438,711 | 0.92751 | 2,120,823 | 23.5 |
| **60** | 0.08885 | 7,567 | 0.01860 | 85,165 | 406,908 | 0.90664 | 1,682,111 | 19.8 |
| **65** | 0.09832 | 7,630 | 0.02068 | 77,598 | 368,917 | 0.88262 | 1,275,203 | 16.4 |
| **70** | 0.13851 | 9,691 | 0.02976 | 69,969 | 325,615 | 0.82323 | 906,286 | 13.0 |
| **75** | 0.22117 | 13,332 | 0.04973 | 60,277 | 268,057 | 0.53837 [c] | 580,671 | 9.6 |
| **80+** | 1.00000 | 46,946 | 0.15017 | 46,946 | 312,615 | - | 312,615 | 6.7 |
| **Lelaki** *Male* | | | | | | | | |
| **0** | 0.00973 | 973 | 0.00982 | 100,000 | 99,096 | 0.98952 [a] | 7,270,693 | 72.7 |
| **1** | 0.00189 | 187 | 0.00047 | 99,027 | 395,663 | 0.99834 [b] | 7,171,597 | 72.4 |
| **5** | 0.00106 | 105 | 0.00021 | 98,840 | 493,935 | 0.99837 | 6,775,935 | 68.6 |
| **10** | 0.00221 | 218 | 0.00044 | 98,734 | 493,128 | 0.99755 | 6,282,000 | 63.6 |
| **15** | 0.00271 | 267 | 0.00054 | 98,517 | 491,917 | 0.99710 | 5,788,872 | 58.8 |
| **20** | 0.00310 | 305 | 0.00062 | 98,250 | 490,489 | 0.99671 | 5,296,955 | 53.9 |
| **25** | 0.00348 | 341 | 0.00070 | 97,945 | 488,873 | 0.99546 | 4,806,466 | 49.1 |
| **30** | 0.00559 | 546 | 0.00112 | 97,604 | 486,656 | 0.99274 | 4,317,593 | 44.2 |
| **35** | 0.00894 | 868 | 0.00180 | 97,058 | 483,120 | 0.98795 | 3,830,938 | 39.5 |
| **40** | 0.01519 | 1,461 | 0.00306 | 96,190 | 477,297 | 0.97917 | 3,347,817 | 34.8 |
| **45** | 0.02656 | 2,516 | 0.00538 | 94,729 | 467,354 | 0.96597 | 2,870,520 | 30.3 |
| **50** | 0.04170 | 3,845 | 0.00852 | 92,213 | 451,451 | 0.94375 | 2,403,167 | 26.1 |
| **55** | 0.07143 | 6,312 | 0.01482 | 88,368 | 426,058 | 0.91005 | 1,951,716 | 22.1 |
| **60** | 0.10989 | 9,017 | 0.02326 | 82,056 | 387,734 | 0.88768 | 1,525,658 | 18.6 |
| **65** | 0.11504 | 8,402 | 0.02441 | 73,038 | 344,184 | 0.86564 | 1,137,924 | 15.6 |
| **70** | 0.15620 | 10,096 | 0.03389 | 64,636 | 297,939 | 0.80106 | 793,740 | 12.3 |
| **75** | 0.24961 | 13,613 | 0.05704 | 54,540 | 238,665 | 0.51863 [c] | 495,801 | 9.1 |
| **80+** | 1.00000 | 40,926 | 0.15916 | 40,926 | 257,136 | - | 257,136 | 6.3 |
| **Perempuan** *Female* | | | | | | | | |
| **0** | 0.00791 | 791 | 0.00797 | 100,000 | 99,267 | 0.99147 [a] | 7,701,132 | 77.0 |
| **1** | 0.00150 | 149 | 0.00037 | 99,209 | 396,466 | 0.99877 [b] | 7,601,865 | 76.6 |
| **5** | 0.00071 | 71 | 0.00014 | 99,061 | 495,126 | 0.99897 | 7,205,398 | 72.7 |
| **10** | 0.00134 | 133 | 0.00027 | 98,990 | 494,616 | 0.99848 | 6,710,273 | 67.8 |
| **15** | 0.00169 | 167 | 0.00034 | 98,857 | 493,865 | 0.99827 | 6,215,657 | 62.9 |
| **20** | 0.00178 | 175 | 0.00036 | 98,689 | 493,009 | 0.99797 | 5,721,792 | 58.0 |
| **25** | 0.00229 | 225 | 0.00046 | 98,514 | 492,008 | 0.99713 | 5,228,783 | 53.1 |
| **30** | 0.00346 | 340 | 0.00069 | 98,289 | 490,594 | 0.99550 | 4,736,776 | 48.2 |
| **35** | 0.00554 | 543 | 0.00111 | 97,949 | 488,387 | 0.99303 | 4,246,182 | 43.4 |
| **40** | 0.00841 | 819 | 0.00169 | 97,406 | 484,982 | 0.98761 | 3,757,795 | 38.6 |
| **45** | 0.01641 | 1,585 | 0.00331 | 96,587 | 478,971 | 0.97864 | 3,272,813 | 33.9 |
| **50** | 0.02638 | 2,506 | 0.00535 | 95,002 | 468,743 | 0.96615 | 2,793,841 | 29.4 |
| **55** | 0.04152 | 3,841 | 0.00848 | 92,495 | 452,875 | 0.94673 | 2,325,099 | 25.1 |
| **60** | 0.06553 | 5,810 | 0.01355 | 88,655 | 428,749 | 0.92749 | 1,872,224 | 21.1 |
| **65** | 0.07999 | 6,626 | 0.01666 | 82,845 | 397,659 | 0.90113 | 1,443,475 | 17.4 |
| **70** | 0.11939 | 9,100 | 0.02539 | 76,219 | 358,344 | 0.84568 | 1,045,815 | 13.7 |
| **75** | 0.19399 | 13,021 | 0.04297 | 67,119 | 303,042 | 0.55919 [c] | 687,472 | 10.2 |
| **80+** | 1.00000 | 54,098 | 0.14072 | 54,098 | 384,429 | - | 384,429 | 7.1 |

**Nota:** *Notes:*
[a] **Daripada umur 0 hingga kumpulan umur 1-4** *From age of 0 to age group 1-4*
[b] **Daripada umur 0, kumpulan umur 1-4 hingga kumpulan umur 5-9** *From age of 0, age group 1-4 to age group 5-9*
[c] **Daripada umur 75 hingga 80+** *From age of 75 to 80+*

**Jadual 3.10.1: Jadual hayat ringkas mengikut jantina dan umur, Tawau, Sabah, 2024**
*Table 3.10.1: Abridged life table by sex and age, Tawau, Sabah, 2024*

| **Umur** *Age* | **Kebarangkalian mati di antara umur x dan umur x+n** *Probability of dying between age x and age x+n* | **Bilangan kematian di antara umur x dan umur x+n** *Number of deaths between age x and age x+n* | **Kadar tengah mortaliti di antara umur x dan umur x+n** *Central mortality rate between age x and age x+n* | **Penakat (orang yang masih hidup) pada umur tepat x** *Survivors at exact age x* | **Bilangan orang hidup-tahun di antara umur x dan umur x+n** *Number of person-years lived between age x and age x+n* | **Nisbah ketakatan** *Survival ratio* | **Jumlah bilangan orang hidup-tahun selepas umur tepat x** *Total number of person-years lived after exact age x* | **Jangkaan hayat** *Life expectancy* |
|---|---|---|---|---|---|---|---|---|
| **x** | $_nq_x$ | $_nd_x$ | $_nm_x$ | $l_x$ | $_nL_x$ | $_nS_x$ | $T_x$ | $e_x$ |
| **Lelaki dan Perempuan** *Both sexes* | | | | | | | | |
| **0** | 0.00884 | 884 | 0.00891 | 100,000 | 99,184 | 0.99064 [a] | 7,623,776 | 76.2 |
| **1** | 0.00133 | 132 | 0.00033 | 99,116 | 396,137 | 0.99880 [b] | 7,524,592 | 75.9 |
| **5** | 0.00078 | 77 | 0.00016 | 98,985 | 494,729 | 0.99855 | 7,128,455 | 72.0 |
| **10** | 0.00212 | 210 | 0.00042 | 98,907 | 494,011 | 0.99801 | 6,633,726 | 67.1 |
| **15** | 0.00186 | 184 | 0.00037 | 98,697 | 493,026 | 0.99834 | 6,139,715 | 62.2 |
| **20** | 0.00146 | 143 | 0.00029 | 98,513 | 492,208 | 0.99811 | 5,646,689 | 57.3 |
| **25** | 0.00232 | 228 | 0.00046 | 98,370 | 491,279 | 0.99735 | 5,154,481 | 52.4 |
| **30** | 0.00297 | 292 | 0.00060 | 98,142 | 489,978 | 0.99572 | 4,663,202 | 47.5 |
| **35** | 0.00559 | 547 | 0.00112 | 97,850 | 487,882 | 0.99245 | 4,173,224 | 42.6 |
| **40** | 0.00952 | 926 | 0.00191 | 97,303 | 484,200 | 0.98656 | 3,685,342 | 37.9 |
| **45** | 0.01741 | 1,678 | 0.00351 | 96,377 | 477,691 | 0.97646 | 3,201,143 | 33.2 |
| **50** | 0.02978 | 2,820 | 0.00605 | 94,699 | 466,447 | 0.96047 | 2,723,452 | 28.8 |
| **55** | 0.04959 | 4,556 | 0.01017 | 91,879 | 448,006 | 0.93990 | 2,257,005 | 24.6 |
| **60** | 0.07115 | 6,213 | 0.01476 | 87,323 | 421,083 | 0.92013 | 1,808,999 | 20.7 |
| **65** | 0.08926 | 7,240 | 0.01869 | 81,110 | 387,450 | 0.89208 | 1,387,917 | 17.1 |
| **70** | 0.12841 | 9,486 | 0.02744 | 73,870 | 345,636 | 0.84248 | 1,000,466 | 13.5 |
| **75** | 0.19092 | 12,293 | 0.04221 | 64,384 | 291,191 | 0.55532 [c] | 654,830 | 10.2 |
| **80+** | 1.00000 | 52,092 | 0.14325 | 52,092 | 363,640 | - | 363,640 | 7.0 |
| **Lelaki** *Male* | | | | | | | | |
| **0** | 0.00973 | 973 | 0.00982 | 100,000 | 99,096 | 0.98983 [a] | 7,443,172 | 74.4 |
| **1** | 0.00123 | 121 | 0.00031 | 99,027 | 395,820 | 0.99877 [b] | 7,344,077 | 74.2 |
| **5** | 0.00089 | 88 | 0.00018 | 98,906 | 494,308 | 0.99833 | 6,948,257 | 70.3 |
| **10** | 0.00246 | 243 | 0.00049 | 98,818 | 493,481 | 0.99770 | 6,453,949 | 65.3 |
| **15** | 0.00214 | 211 | 0.00043 | 98,575 | 492,346 | 0.99813 | 5,960,468 | 60.5 |
| **20** | 0.00159 | 157 | 0.00032 | 98,364 | 491,426 | 0.99781 | 5,468,122 | 55.6 |
| **25** | 0.00279 | 274 | 0.00056 | 98,207 | 490,349 | 0.99732 | 4,976,696 | 50.7 |
| **30** | 0.00258 | 252 | 0.00052 | 97,933 | 489,033 | 0.99517 | 4,486,347 | 45.8 |
| **35** | 0.00709 | 693 | 0.00142 | 97,680 | 486,669 | 0.99092 | 3,997,315 | 40.9 |
| **40** | 0.01107 | 1,074 | 0.00223 | 96,987 | 482,252 | 0.98478 | 3,510,646 | 36.2 |
| **45** | 0.01942 | 1,862 | 0.00392 | 95,914 | 474,912 | 0.97354 | 3,028,394 | 31.6 |
| **50** | 0.03364 | 3,164 | 0.00684 | 94,051 | 462,346 | 0.95164 | 2,553,482 | 27.1 |
| **55** | 0.06359 | 5,780 | 0.01314 | 90,887 | 439,987 | 0.92683 | 2,091,136 | 23.0 |
| **60** | 0.08340 | 7,098 | 0.01741 | 85,108 | 407,792 | 0.90606 | 1,651,149 | 19.4 |
| **65** | 0.10543 | 8,225 | 0.02226 | 78,009 | 369,484 | 0.86989 | 1,243,357 | 15.9 |
| **70** | 0.15769 | 11,004 | 0.03424 | 69,784 | 321,411 | 0.80645 | 873,873 | 12.5 |
| **75** | 0.23612 | 13,879 | 0.05355 | 58,780 | 259,202 | 0.53082 [c] | 552,462 | 9.4 |
| **80+** | 1.00000 | 44,901 | 0.15311 | 44,901 | 293,260 | - | 293,260 | 6.5 |
| **Perempuan** *Female* | | | | | | | | |
| **0** | 0.00786 | 786 | 0.00792 | 100,000 | 99,272 | 0.99155 [a] | 7,837,211 | 78.4 |
| **1** | 0.00143 | 142 | 0.00036 | 99,214 | 396,502 | 0.99883 [b] | 7,737,939 | 78.0 |
| **5** | 0.00067 | 67 | 0.00013 | 99,072 | 495,192 | 0.99877 | 7,341,436 | 74.1 |
| **10** | 0.00180 | 178 | 0.00036 | 99,005 | 494,581 | 0.99833 | 6,846,244 | 69.2 |
| **15** | 0.00155 | 153 | 0.00031 | 98,827 | 493,754 | 0.99858 | 6,351,663 | 64.3 |
| **20** | 0.00130 | 128 | 0.00026 | 98,674 | 493,051 | 0.99846 | 5,857,910 | 59.4 |
| **25** | 0.00178 | 176 | 0.00036 | 98,546 | 492,291 | 0.99739 | 5,364,859 | 54.4 |
| **30** | 0.00343 | 338 | 0.00069 | 98,370 | 491,008 | 0.99632 | 4,872,568 | 49.5 |
| **35** | 0.00394 | 386 | 0.00079 | 98,033 | 489,199 | 0.99416 | 4,381,560 | 44.7 |
| **40** | 0.00775 | 757 | 0.00156 | 97,647 | 486,343 | 0.98857 | 3,892,360 | 39.9 |
| **45** | 0.01515 | 1,467 | 0.00305 | 96,890 | 480,783 | 0.97975 | 3,406,018 | 35.2 |
| **50** | 0.02544 | 2,427 | 0.00515 | 95,423 | 471,046 | 0.97036 | 2,925,235 | 30.7 |
| **55** | 0.03395 | 3,157 | 0.00691 | 92,996 | 457,085 | 0.95460 | 2,454,189 | 26.4 |
| **60** | 0.05726 | 5,144 | 0.01179 | 89,839 | 436,333 | 0.93549 | 1,997,104 | 22.2 |
| **65** | 0.07221 | 6,116 | 0.01498 | 84,695 | 408,184 | 0.91538 | 1,560,771 | 18.4 |
| **70** | 0.09800 | 7,701 | 0.02061 | 78,579 | 373,644 | 0.87727 | 1,152,587 | 14.7 |
| **75** | 0.15015 | 10,642 | 0.03247 | 70,878 | 327,787 | 0.57919 [c] | 778,943 | 11.0 |
| **80+** | 1.00000 | 60,236 | 0.13352 | 60,236 | 451,156 | - | 451,156 | 7.5 |

**Nota:** *Notes:*
[a] **Daripada umur 0 hingga kumpulan umur 1-4** *From age of 0 to age group 1-4*
[b] **Daripada umur 0, kumpulan umur 1-4 hingga kumpulan umur 5-9** *From age of 0, age group 1-4 to age group 5-9*
[c] **Daripada umur 75 hingga 80+** *From age of 75 to 80+*

**Jadual 3.10.2: Jadual hayat ringkas mengikut jantina dan umur, Lahad Datu, Sabah, 2024**
*Table 3.10.2: Abridged life table by sex and age, Lahad Datu, Sabah, 2024*

| **Umur** *Age* | **Kebarangkalian mati di antara umur x dan umur x+n** *Probability of dying between age x and age x+n* | **Bilangan kematian di antara umur x dan umur x+n** *Number of deaths between age x and age x+n* | **Kadar tengah mortaliti di antara umur x dan umur x+n** *Central mortality rate between age x and age x+n* | **Penakat (orang yang masih hidup) pada umur tepat x** *Survivors at exact age x* | **Bilangan orang hidup-tahun di antara umur x dan umur x+n** *Number of person-years lived between age x and age x+n* | **Nisbah ketakatan** *Survival ratio* | **Jumlah bilangan orang hidup-tahun selepas umur tepat x** *Total number of person-years lived after exact age x* | **Jangkaan hayat** *Life expectancy* |
|---|---|---|---|---|---|---|---|---|
| **x** | $_nq_x$ | $_nd_x$ | $_nm_x$ | $l_x$ | $_nL_x$ | $_nS_x$ | $T_x$ | $e_x$ |
| **Lelaki dan Perempuan** *Both sexes* | | | | | | | | |
| **0** | 0.00813 | 813 | 0.00819 | 100,000 | 99,247 | 0.99117 [a] | 7,706,848 | 77.1 |
| **1** | 0.00167 | 166 | 0.00042 | 99,187 | 396,336 | 0.99875 [b] | 7,607,600 | 76.7 |
| **5** | 0.00059 | 58 | 0.00012 | 99,021 | 494,962 | 0.99899 | 7,211,265 | 72.8 |
| **10** | 0.00143 | 141 | 0.00029 | 98,963 | 494,464 | 0.99836 | 6,716,303 | 67.9 |
| **15** | 0.00186 | 184 | 0.00037 | 98,822 | 493,651 | 0.99752 | 6,221,839 | 63.0 |
| **20** | 0.00309 | 305 | 0.00062 | 98,638 | 492,430 | 0.99695 | 5,728,188 | 58.1 |
| **25** | 0.00301 | 296 | 0.00060 | 98,333 | 490,928 | 0.99685 | 5,235,758 | 53.2 |
| **30** | 0.00328 | 322 | 0.00066 | 98,038 | 489,384 | 0.99573 | 4,744,830 | 48.4 |
| **35** | 0.00527 | 515 | 0.00106 | 97,716 | 487,292 | 0.99256 | 4,255,446 | 43.5 |
| **40** | 0.00962 | 935 | 0.00193 | 97,201 | 483,668 | 0.98579 | 3,768,154 | 38.8 |
| **45** | 0.01884 | 1,814 | 0.00380 | 96,266 | 476,796 | 0.97840 | 3,284,486 | 34.1 |
| **50** | 0.02440 | 2,305 | 0.00494 | 94,452 | 466,500 | 0.96288 | 2,807,689 | 29.7 |
| **55** | 0.05016 | 4,622 | 0.01029 | 92,148 | 449,184 | 0.93632 | 2,341,190 | 25.4 |
| **60** | 0.07792 | 6,820 | 0.01622 | 87,526 | 420,580 | 0.92232 | 1,892,006 | 21.6 |
| **65** | 0.07743 | 6,249 | 0.01611 | 80,706 | 387,908 | 0.91088 | 1,471,426 | 18.2 |
| **70** | 0.10180 | 7,580 | 0.02145 | 74,457 | 353,336 | 0.87918 | 1,083,518 | 14.6 |
| **75** | 0.14199 | 9,496 | 0.03057 | 66,877 | 310,647 | 0.57456 [c] | 730,182 | 10.9 |
| **80+** | 1.00000 | 57,381 | 0.13677 | 57,381 | 419,535 | - | 419,535 | 7.3 |
| **Lelaki** *Male* | | | | | | | | |
| **0** | 0.00807 | 807 | 0.00813 | 100,000 | 99,246 | 0.99112 [a] | 7,573,242 | 75.7 |
| **1** | 0.00196 | 195 | 0.00049 | 99,193 | 396,312 | 0.99869 [b] | 7,473,996 | 75.3 |
| **5** | 0.00033 | 33 | 0.00007 | 98,999 | 494,912 | 0.99897 | 7,077,684 | 71.5 |
| **10** | 0.00172 | 171 | 0.00035 | 98,966 | 494,403 | 0.99807 | 6,582,772 | 66.5 |
| **15** | 0.00213 | 210 | 0.00043 | 98,795 | 493,451 | 0.99716 | 6,088,369 | 61.6 |
| **20** | 0.00356 | 351 | 0.00071 | 98,585 | 492,047 | 0.99692 | 5,594,918 | 56.8 |
| **25** | 0.00259 | 255 | 0.00052 | 98,234 | 490,533 | 0.99666 | 5,102,871 | 51.9 |
| **30** | 0.00408 | 400 | 0.00082 | 97,979 | 488,897 | 0.99517 | 4,612,338 | 47.1 |
| **35** | 0.00557 | 544 | 0.00112 | 97,579 | 486,537 | 0.99203 | 4,123,441 | 42.3 |
| **40** | 0.01038 | 1,007 | 0.00209 | 97,035 | 482,659 | 0.98576 | 3,636,904 | 37.5 |
| **45** | 0.01814 | 1,742 | 0.00366 | 96,028 | 475,785 | 0.97884 | 3,154,246 | 32.8 |
| **50** | 0.02424 | 2,285 | 0.00491 | 94,286 | 465,717 | 0.95691 | 2,678,460 | 28.4 |
| **55** | 0.06241 | 5,741 | 0.01288 | 92,001 | 445,651 | 0.91934 | 2,212,743 | 24.1 |
| **60** | 0.10014 | 8,638 | 0.02108 | 86,259 | 409,703 | 0.90280 | 1,767,092 | 20.5 |
| **65** | 0.09394 | 7,292 | 0.01971 | 77,622 | 369,878 | 0.89661 | 1,357,390 | 17.5 |
| **70** | 0.11382 | 8,005 | 0.02414 | 70,329 | 331,636 | 0.86618 | 987,512 | 14.0 |
| **75** | 0.15640 | 9,748 | 0.03393 | 62,325 | 287,255 | 0.56203 [c] | 655,876 | 10.5 |
| **80+** | 1.00000 | 52,577 | 0.14263 | 52,577 | 368,621 | - | 368,621 | 7.0 |
| **Perempuan** *Female* | | | | | | | | |
| **0** | 0.00820 | 820 | 0.00827 | 100,000 | 99,241 | 0.99124 [a] | 7,866,956 | 78.7 |
| **1** | 0.00137 | 136 | 0.00034 | 99,180 | 396,380 | 0.99876 [b] | 7,767,716 | 78.3 |
| **5** | 0.00085 | 84 | 0.00017 | 99,044 | 495,008 | 0.99901 | 7,371,335 | 74.4 |
| **10** | 0.00113 | 112 | 0.00023 | 98,960 | 494,518 | 0.99866 | 6,876,328 | 69.5 |
| **15** | 0.00154 | 152 | 0.00031 | 98,848 | 493,856 | 0.99797 | 6,381,810 | 64.6 |
| **20** | 0.00252 | 249 | 0.00051 | 98,695 | 492,852 | 0.99698 | 5,887,953 | 59.7 |
| **25** | 0.00351 | 346 | 0.00070 | 98,446 | 491,365 | 0.99709 | 5,395,101 | 54.8 |
| **30** | 0.00230 | 225 | 0.00046 | 98,100 | 489,938 | 0.99640 | 4,903,736 | 50.0 |
| **35** | 0.00491 | 481 | 0.00098 | 97,875 | 488,173 | 0.99319 | 4,413,799 | 45.1 |
| **40** | 0.00871 | 848 | 0.00175 | 97,394 | 484,851 | 0.98583 | 3,925,626 | 40.3 |
| **45** | 0.01968 | 1,900 | 0.00398 | 96,546 | 477,980 | 0.97789 | 3,440,775 | 35.6 |
| **50** | 0.02459 | 2,328 | 0.00498 | 94,646 | 467,411 | 0.96964 | 2,962,795 | 31.3 |
| **55** | 0.03628 | 3,349 | 0.00739 | 92,318 | 453,218 | 0.95599 | 2,495,384 | 27.0 |
| **60** | 0.05204 | 4,630 | 0.01069 | 88,969 | 433,271 | 0.94415 | 2,042,165 | 23.0 |
| **65** | 0.05988 | 5,050 | 0.01235 | 84,339 | 409,071 | 0.92621 | 1,608,895 | 19.1 |
| **70** | 0.08859 | 7,024 | 0.01854 | 79,289 | 378,884 | 0.89254 | 1,199,824 | 15.1 |
| **75** | 0.12817 | 9,262 | 0.02739 | 72,265 | 338,169 | 0.58807 [c] | 820,939 | 11.4 |
| **80+** | 1.00000 | 63,003 | 0.13050 | 63,003 | 482,771 | - | 482,771 | 7.7 |

**Nota:** *Notes:*
[a] **Daripada umur 0 hingga kumpulan umur 1-4** *From age of 0 to age group 1-4*
[b] **Daripada umur 0, kumpulan umur 1-4 hingga kumpulan umur 5-9** *From age of 0, age group 1-4 to age group 5-9*
[c] **Daripada umur 75 hingga 80+** *From age of 75 to 80+*

**Jadual 3.10.3: Jadual hayat ringkas mengikut jantina dan umur, Semporna, Sabah, 2024**
*Table 3.10.3: Abridged life table by sex and age, Semporna, Sabah, 2024*

| **Umur** *Age* | **Kebarangkalian mati di antara umur x dan umur x+n** *Probability of dying between age x and age x+n* | **Bilangan kematian di antara umur x dan umur x+n** *Number of deaths between age x and age x+n* | **Kadar tengah mortaliti di antara umur x dan umur x+n** *Central mortality rate between age x and age x+n* | **Penakat (orang yang masih hidup) pada umur tepat x** *Survivors at exact age x* | **Bilangan orang hidup-tahun di antara umur x dan umur x+n** *Number of person-years lived between age x and age x+n* | **Nisbah ketakatan** *Survival ratio* | **Jumlah bilangan orang hidup-tahun selepas umur tepat x** *Total number of person-years lived after exact age x* | **Jangkaan hayat** *Life expectancy* |
|---|---|---|---|---|---|---|---|---|
| **x** | $_nq_x$ | $_nd_x$ | $_nm_x$ | $l_x$ | $_nL_x$ | $_nS_x$ | $T_x$ | $e_x$ |
| **Lelaki dan Perempuan** *Both sexes* | | | | | | | | |
| **0** | 0.00774 | 774 | 0.00780 | 100,000 | 99,282 | 0.99138 [a] | 7,325,834 | 73.3 |
| **1** | 0.00201 | 200 | 0.00050 | 99,226 | 396,406 | 0.99853 [b] | 7,226,551 | 72.8 |
| **5** | 0.00070 | 69 | 0.00014 | 99,026 | 494,957 | 0.99883 | 6,830,146 | 69.0 |
| **10** | 0.00164 | 162 | 0.00033 | 98,957 | 494,380 | 0.99810 | 6,335,188 | 64.0 |
| **15** | 0.00215 | 213 | 0.00043 | 98,795 | 493,442 | 0.99761 | 5,840,809 | 59.1 |
| **20** | 0.00262 | 258 | 0.00052 | 98,582 | 492,265 | 0.99693 | 5,347,367 | 54.2 |
| **25** | 0.00353 | 347 | 0.00071 | 98,324 | 490,752 | 0.99599 | 4,855,102 | 49.4 |
| **30** | 0.00450 | 440 | 0.00090 | 97,977 | 488,784 | 0.99385 | 4,364,350 | 44.5 |
| **35** | 0.00782 | 762 | 0.00157 | 97,537 | 485,777 | 0.98991 | 3,875,567 | 39.7 |
| **40** | 0.01239 | 1,199 | 0.00249 | 96,774 | 480,873 | 0.98296 | 3,389,790 | 35.0 |
| **45** | 0.02174 | 2,078 | 0.00440 | 95,575 | 472,680 | 0.97046 | 2,908,917 | 30.4 |
| **50** | 0.03752 | 3,508 | 0.00765 | 93,497 | 458,716 | 0.94786 | 2,436,237 | 26.1 |
| **55** | 0.06734 | 6,060 | 0.01394 | 89,989 | 434,797 | 0.91009 | 1,977,521 | 22.0 |
| **60** | 0.11410 | 9,576 | 0.02420 | 83,930 | 395,706 | 0.88361 | 1,542,724 | 18.4 |
| **65** | 0.11897 | 8,846 | 0.02530 | 74,353 | 349,651 | 0.85988 | 1,147,018 | 15.4 |
| **70** | 0.16413 | 10,751 | 0.03576 | 65,507 | 300,658 | 0.79588 | 797,367 | 12.2 |
| **75** | 0.25197 | 13,797 | 0.05766 | 54,756 | 239,286 | 0.51826 [c] | 496,709 | 9.1 |
| **80+** | 1.00000 | 40,959 | 0.15911 | 40,959 | 257,423 | - | 257,423 | 6.3 |
| **Lelaki** *Male* | | | | | | | | |
| **0** | 0.00991 | 991 | 0.01000 | 100,000 | 99,080 | 0.98874 [a] | 7,135,677 | 71.4 |
| **1** | 0.00316 | 313 | 0.00079 | 99,009 | 395,293 | 0.99770 [b] | 7,036,597 | 71.1 |
| **5** | 0.00098 | 97 | 0.00020 | 98,696 | 493,237 | 0.99868 | 6,641,304 | 67.3 |
| **10** | 0.00166 | 164 | 0.00033 | 98,599 | 492,586 | 0.99794 | 6,148,067 | 62.4 |
| **15** | 0.00246 | 242 | 0.00049 | 98,435 | 491,572 | 0.99679 | 5,655,481 | 57.5 |
| **20** | 0.00396 | 389 | 0.00079 | 98,194 | 489,995 | 0.99638 | 5,163,909 | 52.6 |
| **25** | 0.00327 | 320 | 0.00066 | 97,805 | 488,223 | 0.99595 | 4,673,914 | 47.8 |
| **30** | 0.00483 | 471 | 0.00097 | 97,484 | 486,245 | 0.99358 | 4,185,691 | 42.9 |
| **35** | 0.00802 | 778 | 0.00161 | 97,014 | 483,124 | 0.98858 | 3,699,446 | 38.1 |
| **40** | 0.01485 | 1,429 | 0.00299 | 96,236 | 477,607 | 0.98144 | 3,216,322 | 33.4 |
| **45** | 0.02234 | 2,118 | 0.00452 | 94,807 | 468,741 | 0.96660 | 2,738,715 | 28.9 |
| **50** | 0.04471 | 4,144 | 0.00915 | 92,689 | 453,086 | 0.93728 | 2,269,974 | 24.5 |
| **55** | 0.08158 | 7,223 | 0.01701 | 88,545 | 424,667 | 0.88791 | 1,816,888 | 20.5 |
| **60** | 0.14530 | 11,816 | 0.03134 | 81,322 | 377,068 | 0.86042 | 1,392,221 | 17.1 |
| **65** | 0.13287 | 9,235 | 0.02847 | 69,505 | 324,438 | 0.84551 | 1,015,153 | 14.6 |
| **70** | 0.17942 | 10,814 | 0.03942 | 60,270 | 274,315 | 0.76826 | 690,715 | 11.5 |
| **75** | 0.29551 | 14,615 | 0.06935 | 49,456 | 210,744 | 0.49389 [c] | 416,400 | 8.4 |
| **80+** | 1.00000 | 34,842 | 0.16942 | 34,842 | 205,656 | - | 205,656 | 5.9 |
| **Perempuan** *Female* | | | | | | | | |
| **0** | 0.00532 | 532 | 0.00534 | 100,000 | 99,503 | 0.99433 [a] | 7,550,482 | 75.5 |
| **1** | 0.00085 | 84 | 0.00021 | 99,468 | 397,664 | 0.99930 [b] | 7,450,979 | 74.9 |
| **5** | 0.00040 | 40 | 0.00008 | 99,384 | 496,821 | 0.99899 | 7,053,315 | 71.0 |
| **10** | 0.00162 | 161 | 0.00032 | 99,344 | 496,319 | 0.99828 | 6,556,494 | 66.0 |
| **15** | 0.00183 | 181 | 0.00037 | 99,183 | 495,463 | 0.99849 | 6,060,176 | 61.1 |
| **20** | 0.00120 | 119 | 0.00024 | 99,002 | 494,714 | 0.99750 | 5,564,712 | 56.2 |
| **25** | 0.00380 | 376 | 0.00076 | 98,883 | 493,478 | 0.99604 | 5,069,998 | 51.3 |
| **30** | 0.00412 | 406 | 0.00083 | 98,508 | 491,524 | 0.99414 | 4,576,520 | 46.5 |
| **35** | 0.00760 | 746 | 0.00153 | 98,102 | 488,645 | 0.99135 | 4,084,996 | 41.6 |
| **40** | 0.00971 | 946 | 0.00195 | 97,356 | 484,416 | 0.98462 | 3,596,351 | 36.9 |
| **45** | 0.02110 | 2,034 | 0.00426 | 96,410 | 476,967 | 0.97460 | 3,111,936 | 32.3 |
| **50** | 0.02980 | 2,812 | 0.00605 | 94,377 | 464,853 | 0.95901 | 2,634,968 | 27.9 |
| **55** | 0.05253 | 4,810 | 0.01079 | 91,564 | 445,797 | 0.93395 | 2,170,115 | 23.7 |
| **60** | 0.08032 | 6,968 | 0.01674 | 86,754 | 416,351 | 0.90801 | 1,724,319 | 19.9 |
| **65** | 0.10468 | 8,352 | 0.02209 | 79,786 | 378,051 | 0.87550 | 1,307,968 | 16.4 |
| **70** | 0.14663 | 10,474 | 0.03165 | 71,434 | 330,985 | 0.82530 | 929,917 | 13.0 |
| **75** | 0.20759 | 12,655 | 0.04633 | 60,960 | 273,162 | 0.54392 [c] | 598,933 | 9.8 |
| **80+** | 1.00000 | 48,305 | 0.14828 | 48,305 | 325,771 | - | 325,771 | 6.7 |

**Nota:** *Notes:*
[a] **Daripada umur 0 hingga kumpulan umur 1-4** *From age of 0 to age group 1-4*
[b] **Daripada umur 0, kumpulan umur 1-4 hingga kumpulan umur 5-9** *From age of 0, age group 1-4 to age group 5-9*
[c] **Daripada umur 75 hingga 80+** *From age of 75 to 80+*

**Jadual 3.10.4: Jadual hayat ringkas mengikut jantina dan umur, Sandakan, Sabah, 2024**
*Table 3.10.4: Abridged life table by sex and age, Sandakan, Sabah, 2024*

| **Umur** *Age* | **Kebarangkalian mati di antara umur x dan umur x+n** *Probability of dying between age x and age x+n* | **Bilangan kematian di antara umur x dan umur x+n** *Number of deaths between age x and age x+n* | **Kadar tengah mortaliti di antara umur x dan umur x+n** *Central mortality rate between age x and age x+n* | **Penakat (orang yang masih hidup) pada umur tepat x** *Survivors at exact age x* | **Bilangan orang hidup-tahun di antara umur x dan umur x+n** *Number of person-years lived between age x and age x+n* | **Nisbah ketakatan** *Survival ratio* | **Jumlah bilangan orang hidup-tahun selepas umur tepat x** *Total number of person-years lived after exact age x* | **Jangkaan hayat** *Life expectancy* |
|---|---|---|---|---|---|---|---|---|
| **x** | $_nq_x$ | $_nd_x$ | $_nm_x$ | $l_x$ | $_nL_x$ | $_nS_x$ | $T_x$ | $e_x$ |
| **Lelaki dan Perempuan** *Both sexes* | | | | | | | | |
| **0** | 0.00767 | 767 | 0.00772 | 100,000 | 99,289 | 0.99161 [a] | 7,705,489 | 77.1 |
| **1** | 0.00168 | 166 | 0.00042 | 99,233 | 396,518 | 0.99860 [b] | 7,606,200 | 76.6 |
| **5** | 0.00088 | 87 | 0.00018 | 99,067 | 495,115 | 0.99888 | 7,209,682 | 72.8 |
| **10** | 0.00136 | 135 | 0.00027 | 98,979 | 494,560 | 0.99871 | 6,714,567 | 67.8 |
| **15** | 0.00121 | 120 | 0.00024 | 98,845 | 493,924 | 0.99872 | 6,220,007 | 62.9 |
| **20** | 0.00136 | 134 | 0.00027 | 98,725 | 493,290 | 0.99865 | 5,726,083 | 58.0 |
| **25** | 0.00135 | 133 | 0.00027 | 98,591 | 492,622 | 0.99758 | 5,232,793 | 53.1 |
| **30** | 0.00349 | 344 | 0.00070 | 98,458 | 491,430 | 0.99551 | 4,740,170 | 48.1 |
| **35** | 0.00549 | 539 | 0.00110 | 98,114 | 489,224 | 0.99263 | 4,248,741 | 43.3 |
| **40** | 0.00927 | 904 | 0.00186 | 97,576 | 485,618 | 0.98660 | 3,759,516 | 38.5 |
| **45** | 0.01757 | 1,698 | 0.00354 | 96,671 | 479,112 | 0.97768 | 3,273,898 | 33.9 |
| **50** | 0.02716 | 2,580 | 0.00551 | 94,973 | 468,417 | 0.96225 | 2,794,786 | 29.4 |
| **55** | 0.04863 | 4,493 | 0.00997 | 92,393 | 450,734 | 0.94237 | 2,326,369 | 25.2 |
| **60** | 0.06709 | 5,897 | 0.01388 | 87,900 | 424,758 | 0.92779 | 1,875,635 | 21.3 |
| **65** | 0.07770 | 6,372 | 0.01617 | 82,003 | 394,086 | 0.90556 | 1,450,877 | 17.7 |
| **70** | 0.11258 | 8,515 | 0.02386 | 75,632 | 356,871 | 0.85584 | 1,056,791 | 14.0 |
| **75** | 0.17975 | 12,064 | 0.03950 | 67,117 | 305,424 | 0.56363 [c] | 699,921 | 10.4 |
| **80+** | 1.00000 | 55,053 | 0.13955 | 55,053 | 394,497 | - | 394,497 | 7.2 |
| **Lelaki** *Male* | | | | | | | | |
| **0** | 0.00913 | 913 | 0.00921 | 100,000 | 99,150 | 0.99012 [a] | 7,526,235 | 75.3 |
| **1** | 0.00187 | 185 | 0.00047 | 99,087 | 395,910 | 0.99835 [b] | 7,427,085 | 75.0 |
| **5** | 0.00109 | 108 | 0.00022 | 98,902 | 494,241 | 0.99850 | 7,031,175 | 71.1 |
| **10** | 0.00190 | 188 | 0.00038 | 98,794 | 493,500 | 0.99851 | 6,536,934 | 66.2 |
| **15** | 0.00108 | 107 | 0.00022 | 98,606 | 492,763 | 0.99860 | 6,043,434 | 61.3 |
| **20** | 0.00172 | 170 | 0.00035 | 98,499 | 492,071 | 0.99824 | 5,550,671 | 56.4 |
| **25** | 0.00180 | 177 | 0.00036 | 98,329 | 491,204 | 0.99714 | 5,058,600 | 51.4 |
| **30** | 0.00392 | 385 | 0.00079 | 98,152 | 489,799 | 0.99487 | 4,567,396 | 46.5 |
| **35** | 0.00633 | 619 | 0.00127 | 97,767 | 487,289 | 0.99117 | 4,077,597 | 41.7 |
| **40** | 0.01135 | 1,103 | 0.00228 | 97,148 | 482,984 | 0.98331 | 3,590,308 | 37.0 |
| **45** | 0.02209 | 2,122 | 0.00447 | 96,045 | 474,924 | 0.97273 | 3,107,324 | 32.4 |
| **50** | 0.03257 | 3,060 | 0.00662 | 93,924 | 461,971 | 0.95442 | 2,632,400 | 28.0 |
| **55** | 0.05901 | 5,362 | 0.01216 | 90,864 | 440,916 | 0.92856 | 2,170,430 | 23.9 |
| **60** | 0.08464 | 7,237 | 0.01768 | 85,502 | 409,419 | 0.91327 | 1,729,513 | 20.2 |
| **65** | 0.08902 | 6,967 | 0.01863 | 78,266 | 373,911 | 0.89073 | 1,320,094 | 16.9 |
| **70** | 0.13150 | 9,375 | 0.02815 | 71,299 | 333,055 | 0.83458 | 946,183 | 13.3 |
| **75** | 0.20448 | 12,662 | 0.04555 | 61,923 | 277,962 | 0.54665 [c] | 613,128 | 9.9 |
| **80+** | 1.00000 | 49,261 | 0.14698 | 49,261 | 335,167 | - | 335,167 | 6.8 |
| **Perempuan** *Female* | | | | | | | | |
| **0** | 0.00609 | 609 | 0.00612 | 100,000 | 99,433 | 0.99327 [a] | 7,918,372 | 79.2 |
| **1** | 0.00147 | 146 | 0.00037 | 99,391 | 397,202 | 0.99886 [b] | 7,818,939 | 78.7 |
| **5** | 0.00065 | 64 | 0.00013 | 99,245 | 496,067 | 0.99928 | 7,421,737 | 74.8 |
| **10** | 0.00079 | 79 | 0.00016 | 99,181 | 495,709 | 0.99893 | 6,925,670 | 69.8 |
| **15** | 0.00135 | 133 | 0.00027 | 99,102 | 495,178 | 0.99885 | 6,429,961 | 64.9 |
| **20** | 0.00096 | 95 | 0.00019 | 98,969 | 494,607 | 0.99908 | 5,934,783 | 60.0 |
| **25** | 0.00088 | 87 | 0.00018 | 98,874 | 494,152 | 0.99805 | 5,440,176 | 55.0 |
| **30** | 0.00301 | 297 | 0.00060 | 98,787 | 493,190 | 0.99620 | 4,946,024 | 50.1 |
| **35** | 0.00459 | 452 | 0.00092 | 98,489 | 491,317 | 0.99423 | 4,452,833 | 45.2 |
| **40** | 0.00696 | 682 | 0.00140 | 98,038 | 488,483 | 0.99025 | 3,961,516 | 40.4 |
| **45** | 0.01257 | 1,224 | 0.00253 | 97,356 | 483,719 | 0.98316 | 3,473,033 | 35.7 |
| **50** | 0.02117 | 2,035 | 0.00428 | 96,132 | 475,571 | 0.97083 | 2,989,314 | 31.1 |
| **55** | 0.03733 | 3,513 | 0.00761 | 94,097 | 461,701 | 0.95798 | 2,513,743 | 26.7 |
| **60** | 0.04689 | 4,247 | 0.00960 | 90,584 | 442,301 | 0.94420 | 2,052,042 | 22.7 |
| **65** | 0.06515 | 5,625 | 0.01347 | 86,337 | 417,620 | 0.92185 | 1,609,742 | 18.6 |
| **70** | 0.09206 | 7,430 | 0.01930 | 80,712 | 384,982 | 0.87744 | 1,192,121 | 14.8 |
| **75** | 0.15616 | 11,443 | 0.03388 | 73,281 | 337,798 | 0.58149 [c] | 807,139 | 11.0 |
| **80+** | 1.00000 | 61,838 | 0.13175 | 61,838 | 469,341 | - | 469,341 | 7.6 |

**Nota:** [a] **Daripada umur 0 hingga kumpulan umur 1-4**
*Notes:* *From age of 0 to age group 1-4*

[b] **Daripada umur 0, kumpulan umur 1-4 hingga kumpulan umur 5-9**
*From age of 0, age group 1-4 to age group 5-9*

[c] **Daripada umur 75 hingga 80+**
*From age of 75 to 80+*

**Jadual 3.10.5: Jadual hayat ringkas mengikut jantina dan umur, Kinabatangan, Sabah, 2024**
*Table 3.10.5: Abridged life table by sex and age, Kinabatangan, Sabah, 2024*

| **Umur** *Age* | **Kebarangkalian mati di antara umur x dan umur x+n** *Probability of dying between age x and age x+n* | **Bilangan kematian di antara umur x dan umur x+n** *Number of deaths between age x and age x+n* | **Kadar tengah mortaliti di antara umur x dan umur x+n** *Central mortality rate between age x and age x+n* | **Penakat (orang yang masih hidup) pada umur tepat x** *Survivors at exact age x* | **Bilangan orang hidup-tahun di antara umur x dan umur x+n** *Number of person-years lived between age x and age x+n* | **Nisbah ketakatan** *Survival ratio* | **Jumlah bilangan orang hidup-tahun selepas umur tepat x** *Total number of person-years lived after exact age x* | **Jangkaan hayat** *Life expectancy* |
|---|---|---|---|---|---|---|---|---|
| **x** | $_nq_x$ | $_nd_x$ | $_nm_x$ | $l_x$ | $_nL_x$ | $_nS_x$ | $T_x$ | $e_x$ |
| **Lelaki dan Perempuan** *Both sexes* | | | | | | | | |
| **0** | 0.01314 | 1,314 | 0.01330 | 100,000 | 98,803 | 0.98640 [a] | 7,850,104 | 78.5 |
| **1** | 0.00140 | 138 | 0.00035 | 98,686 | 394,397 | 0.99850 [b] | 7,751,300 | 78.5 |
| **5** | 0.00113 | 111 | 0.00023 | 98,547 | 492,459 | 0.99923 | 7,356,903 | 74.7 |
| **10** | 0.00042 | 41 | 0.00008 | 98,436 | 492,078 | 0.99939 | 6,864,444 | 69.7 |
| **15** | 0.00080 | 79 | 0.00016 | 98,395 | 491,778 | 0.99918 | 6,372,366 | 64.8 |
| **20** | 0.00085 | 83 | 0.00017 | 98,316 | 491,373 | 0.99894 | 5,880,588 | 59.8 |
| **25** | 0.00128 | 126 | 0.00026 | 98,233 | 490,850 | 0.99842 | 5,389,215 | 54.9 |
| **30** | 0.00189 | 185 | 0.00038 | 98,107 | 490,073 | 0.99684 | 4,898,365 | 49.9 |
| **35** | 0.00443 | 433 | 0.00089 | 97,922 | 488,527 | 0.99485 | 4,408,292 | 45.0 |
| **40** | 0.00587 | 573 | 0.00118 | 97,489 | 486,012 | 0.99257 | 3,919,765 | 40.2 |
| **45** | 0.00899 | 871 | 0.00181 | 96,916 | 482,403 | 0.98753 | 3,433,753 | 35.4 |
| **50** | 0.01599 | 1,536 | 0.00322 | 96,045 | 476,386 | 0.97780 | 2,951,351 | 30.7 |
| **55** | 0.02851 | 2,695 | 0.00579 | 94,509 | 465,809 | 0.96144 | 2,474,965 | 26.2 |
| **60** | 0.04889 | 4,489 | 0.01002 | 91,814 | 447,849 | 0.95188 | 2,009,156 | 21.9 |
| **65** | 0.04730 | 4,131 | 0.00969 | 87,325 | 426,300 | 0.92084 | 1,561,307 | 17.9 |
| **70** | 0.11260 | 9,368 | 0.02386 | 83,195 | 392,553 | 0.83318 | 1,135,007 | 13.6 |
| **75** | 0.22792 | 16,827 | 0.05145 | 73,827 | 327,066 | 0.55948 [c] | 742,454 | 10.1 |
| **80+** | 1.00000 | 57,000 | 0.13722 | 57,000 | 415,387 | - | 415,387 | 7.3 |
| **Lelaki** *Male* | | | | | | | | |
| **0** | 0.01566 | 1,566 | 0.01588 | 100,000 | 98,571 | 0.98428 [a] | 7,790,722 | 77.9 |
| **1** | 0.00071 | 70 | 0.00018 | 98,434 | 393,569 | 0.99845 [b] | 7,692,151 | 78.1 |
| **5** | 0.00180 | 177 | 0.00036 | 98,364 | 491,378 | 0.99890 | 7,298,581 | 74.2 |
| **10** | 0.00040 | 39 | 0.00008 | 98,187 | 490,836 | 0.99940 | 6,807,204 | 69.3 |
| **15** | 0.00080 | 78 | 0.00016 | 98,147 | 490,542 | 0.99909 | 6,316,368 | 64.4 |
| **20** | 0.00103 | 101 | 0.00021 | 98,069 | 490,094 | 0.99874 | 5,825,826 | 59.4 |
| **25** | 0.00149 | 146 | 0.00030 | 97,968 | 489,477 | 0.99805 | 5,335,732 | 54.5 |
| **30** | 0.00241 | 236 | 0.00048 | 97,822 | 488,523 | 0.99726 | 4,846,255 | 49.5 |
| **35** | 0.00307 | 299 | 0.00061 | 97,587 | 487,184 | 0.99454 | 4,357,732 | 44.7 |
| **40** | 0.00785 | 764 | 0.00158 | 97,287 | 484,526 | 0.99116 | 3,870,548 | 39.8 |
| **45** | 0.00983 | 949 | 0.00198 | 96,523 | 480,244 | 0.98492 | 3,386,021 | 35.1 |
| **50** | 0.02039 | 1,949 | 0.00412 | 95,574 | 473,000 | 0.97584 | 2,905,777 | 30.4 |
| **55** | 0.02802 | 2,623 | 0.00568 | 93,626 | 461,572 | 0.95740 | 2,432,776 | 26.0 |
| **60** | 0.05760 | 5,242 | 0.01186 | 91,003 | 441,910 | 0.94067 | 1,971,205 | 21.7 |
| **65** | 0.06116 | 5,245 | 0.01262 | 85,761 | 415,692 | 0.91117 | 1,529,295 | 17.8 |
| **70** | 0.11831 | 9,525 | 0.02515 | 80,516 | 378,765 | 0.84453 | 1,113,603 | 13.8 |
| **75** | 0.19763 | 14,030 | 0.04386 | 70,990 | 319,877 | 0.56470 [c] | 734,838 | 10.4 |
| **80+** | 1.00000 | 56,961 | 0.13727 | 56,961 | 414,960 | - | 414,960 | 7.3 |
| **Perempuan** *Female* | | | | | | | | |
| **0** | 0.01046 | 1,046 | 0.01056 | 100,000 | 99,039 | 0.98863 [a] | 7,922,413 | 79.2 |
| **1** | 0.00219 | 216 | 0.00055 | 98,954 | 395,277 | 0.99856 [b] | 7,823,374 | 79.1 |
| **5** | 0.00035 | 34 | 0.00007 | 98,738 | 493,603 | 0.99961 | 7,428,098 | 75.2 |
| **10** | 0.00044 | 44 | 0.00009 | 98,703 | 493,408 | 0.99938 | 6,934,495 | 70.3 |
| **15** | 0.00080 | 79 | 0.00016 | 98,660 | 493,100 | 0.99928 | 6,441,087 | 65.3 |
| **20** | 0.00063 | 62 | 0.00013 | 98,580 | 492,748 | 0.99918 | 5,947,987 | 60.3 |
| **25** | 0.00102 | 100 | 0.00020 | 98,519 | 492,343 | 0.99892 | 5,455,239 | 55.4 |
| **30** | 0.00114 | 112 | 0.00023 | 98,419 | 491,812 | 0.99632 | 4,962,896 | 50.4 |
| **35** | 0.00622 | 612 | 0.00125 | 98,306 | 490,002 | 0.99526 | 4,471,085 | 45.5 |
| **40** | 0.00324 | 317 | 0.00065 | 97,695 | 487,682 | 0.99446 | 3,981,083 | 40.8 |
| **45** | 0.00784 | 763 | 0.00157 | 97,378 | 484,982 | 0.99108 | 3,493,401 | 35.9 |
| **50** | 0.01001 | 967 | 0.00201 | 96,615 | 480,657 | 0.98049 | 3,008,419 | 31.1 |
| **55** | 0.02911 | 2,784 | 0.00591 | 95,648 | 471,280 | 0.96648 | 2,527,762 | 26.4 |
| **60** | 0.03806 | 3,534 | 0.00776 | 92,864 | 455,485 | 0.96518 | 2,056,482 | 22.1 |
| **65** | 0.03146 | 2,810 | 0.00639 | 89,330 | 439,625 | 0.93223 | 1,600,997 | 17.9 |
| **70** | 0.10526 | 9,107 | 0.02222 | 86,520 | 409,831 | 0.81998 | 1,161,373 | 13.4 |
| **75** | 0.26357 | 20,403 | 0.06071 | 77,412 | 336,054 | 0.55285 [c] | 751,542 | 9.7 |
| **80+** | 1.00000 | 57,009 | 0.13721 | 57,009 | 415,487 | - | 415,487 | 7.3 |

**Nota:** *Notes:*
[a] **Daripada umur 0 hingga kumpulan umur 1-4** *From age of 0 to age group 1-4*
[b] **Daripada umur 0, kumpulan umur 1-4 hingga kumpulan umur 5-9** *From age of 0, age group 1-4 to age group 5-9*
[c] **Daripada umur 75 hingga 80+** *From age of 75 to 80+*

**Jadual 3.10.6: Jadual hayat ringkas mengikut jantina dan umur, Beluran, Sabah, 2024**
*Table 3.10.6: Abridged life table by sex and age, Beluran, Sabah, 2024*

| **Umur** *Age* | **Kebarangkalian mati di antara umur x dan umur x+n** *Probability of dying between age x and age x+n* | **Bilangan kematian di antara umur x dan umur x+n** *Number of deaths between age x and age x+n* | **Kadar tengah mortaliti di antara umur x dan umur x+n** *Central mortality rate between age x and age x+n* | **Penakat (orang yang masih hidup) pada umur tepat x** *Survivors at exact age x* | **Bilangan orang hidup-tahun di antara umur x dan umur x+n** *Number of person-years lived between age x and age x+n* | **Nisbah ketakatan** *Survival ratio* | **Jumlah bilangan orang hidup-tahun selepas umur tepat x** *Total number of person-years lived after exact age x* | **Jangkaan hayat** *Life expectancy* |
|---|---|---|---|---|---|---|---|---|
| **x** | $_nq_x$ | $_nd_x$ | $_nm_x$ | $l_x$ | $_nL_x$ | $_nS_x$ | $T_x$ | $e_x$ |
| **Lelaki dan Perempuan** *Both sexes* | | | | | | | | |
| **0** | 0.01537 | 1,537 | 0.01558 | 100,000 | 98,611 | 0.98412 [a] | 7,346,926 | 73.5 |
| **1** | 0.00165 | 163 | 0.00041 | 98,463 | 393,447 | 0.99876 [b] | 7,248,315 | 73.6 |
| **5** | 0.00024 | 23 | 0.00005 | 98,301 | 491,447 | 0.99820 | 6,854,868 | 69.7 |
| **10** | 0.00337 | 332 | 0.00068 | 98,278 | 490,560 | 0.99724 | 6,363,421 | 64.7 |
| **15** | 0.00214 | 210 | 0.00043 | 97,946 | 489,206 | 0.99784 | 5,872,862 | 60.0 |
| **20** | 0.00218 | 213 | 0.00044 | 97,736 | 488,150 | 0.99724 | 5,383,656 | 55.1 |
| **25** | 0.00334 | 326 | 0.00067 | 97,524 | 486,803 | 0.99632 | 4,895,507 | 50.2 |
| **30** | 0.00401 | 390 | 0.00080 | 97,198 | 485,014 | 0.99467 | 4,408,704 | 45.4 |
| **35** | 0.00666 | 645 | 0.00134 | 96,808 | 482,427 | 0.99002 | 3,923,690 | 40.5 |
| **40** | 0.01331 | 1,280 | 0.00268 | 96,163 | 477,614 | 0.97912 | 3,441,263 | 35.8 |
| **45** | 0.02854 | 2,708 | 0.00579 | 94,883 | 467,644 | 0.96563 | 2,963,648 | 31.2 |
| **50** | 0.04038 | 3,722 | 0.00824 | 92,175 | 451,569 | 0.95337 | 2,496,004 | 27.1 |
| **55** | 0.05315 | 4,701 | 0.01092 | 88,453 | 430,511 | 0.92786 | 2,044,435 | 23.1 |
| **60** | 0.09219 | 7,721 | 0.01933 | 83,752 | 399,456 | 0.91346 | 1,613,924 | 19.3 |
| **65** | 0.08032 | 6,106 | 0.01674 | 76,031 | 364,887 | 0.88342 | 1,214,468 | 16.0 |
| **70** | 0.15601 | 10,909 | 0.03384 | 69,924 | 322,349 | 0.78881 | 849,581 | 12.2 |
| **75** | 0.27656 | 16,322 | 0.06419 | 59,016 | 254,274 | 0.51772 [c] | 527,232 | 8.9 |
| **80+** | 1.00000 | 42,694 | 0.15641 | 42,694 | 272,958 | - | 272,958 | 6.4 |
| **Lelaki** *Male* | | | | | | | | |
| **0** | 0.01735 | 1,735 | 0.01763 | 100,000 | 98,425 | 0.98234 [a] | 7,231,319 | 72.3 |
| **1** | 0.00133 | 131 | 0.00033 | 98,265 | 392,745 | 0.99898 [b] | 7,132,893 | 72.6 |
| **5** | 0.00000 | - | 0.00000 | 98,134 | 490,670 | 0.99818 | 6,740,148 | 68.7 |
| **10** | 0.00364 | 357 | 0.00073 | 98,134 | 489,777 | 0.99704 | 6,249,478 | 63.7 |
| **15** | 0.00228 | 223 | 0.00046 | 97,777 | 488,327 | 0.99771 | 5,759,701 | 58.9 |
| **20** | 0.00231 | 225 | 0.00046 | 97,554 | 487,207 | 0.99752 | 5,271,374 | 54.0 |
| **25** | 0.00266 | 259 | 0.00053 | 97,329 | 485,997 | 0.99626 | 4,784,167 | 49.2 |
| **30** | 0.00481 | 467 | 0.00097 | 97,070 | 484,181 | 0.99395 | 4,298,170 | 44.3 |
| **35** | 0.00729 | 705 | 0.00146 | 96,603 | 481,251 | 0.98797 | 3,813,990 | 39.5 |
| **40** | 0.01679 | 1,611 | 0.00339 | 95,898 | 475,463 | 0.97438 | 3,332,739 | 34.8 |
| **45** | 0.03460 | 3,262 | 0.00704 | 94,287 | 463,281 | 0.95623 | 2,857,276 | 30.3 |
| **50** | 0.05327 | 4,849 | 0.01095 | 91,025 | 443,004 | 0.93957 | 2,393,995 | 26.3 |
| **55** | 0.06799 | 5,859 | 0.01408 | 86,176 | 416,233 | 0.92296 | 1,950,991 | 22.6 |
| **60** | 0.08675 | 6,967 | 0.01814 | 80,317 | 384,167 | 0.91867 | 1,534,758 | 19.1 |
| **65** | 0.07541 | 5,531 | 0.01567 | 73,350 | 352,921 | 0.88028 | 1,150,590 | 15.7 |
| **70** | 0.16765 | 11,370 | 0.03660 | 67,819 | 310,669 | 0.77390 | 797,669 | 11.8 |
| **75** | 0.29633 | 16,727 | 0.06957 | 56,449 | 240,426 | 0.50631 [c] | 487,000 | 8.6 |
| **80+** | 1.00000 | 39,721 | 0.16109 | 39,721 | 246,574 | - | 246,574 | 6.2 |
| **Perempuan** *Female* | | | | | | | | |
| **0** | 0.01307 | 1,307 | 0.01323 | 100,000 | 98,809 | 0.98615 [a] | 7,487,191 | 74.9 |
| **1** | 0.00204 | 202 | 0.00051 | 98,693 | 394,268 | 0.99847 [b] | 7,388,381 | 74.9 |
| **5** | 0.00053 | 52 | 0.00011 | 98,491 | 492,325 | 0.99820 | 6,994,114 | 71.0 |
| **10** | 0.00306 | 301 | 0.00061 | 98,439 | 491,440 | 0.99748 | 6,501,789 | 66.0 |
| **15** | 0.00198 | 194 | 0.00040 | 98,137 | 490,202 | 0.99800 | 6,010,349 | 61.2 |
| **20** | 0.00202 | 198 | 0.00041 | 97,943 | 489,221 | 0.99691 | 5,520,147 | 56.4 |
| **25** | 0.00416 | 407 | 0.00083 | 97,745 | 487,709 | 0.99642 | 5,030,926 | 51.5 |
| **30** | 0.00301 | 293 | 0.00060 | 97,339 | 485,961 | 0.99553 | 4,543,216 | 46.7 |
| **35** | 0.00593 | 575 | 0.00119 | 97,046 | 483,791 | 0.99242 | 4,057,255 | 41.8 |
| **40** | 0.00923 | 891 | 0.00186 | 96,470 | 480,125 | 0.98472 | 3,573,464 | 37.0 |
| **45** | 0.02138 | 2,043 | 0.00432 | 95,580 | 472,790 | 0.97658 | 3,093,339 | 32.4 |
| **50** | 0.02551 | 2,386 | 0.00517 | 93,536 | 461,717 | 0.96861 | 2,620,549 | 28.0 |
| **55** | 0.03743 | 3,412 | 0.00763 | 91,150 | 447,222 | 0.93281 | 2,158,832 | 23.7 |
| **60** | 0.09811 | 8,608 | 0.02063 | 87,738 | 417,171 | 0.90757 | 1,711,610 | 19.5 |
| **65** | 0.08612 | 6,815 | 0.01800 | 79,130 | 378,613 | 0.88799 | 1,294,439 | 16.4 |
| **70** | 0.14033 | 10,148 | 0.03018 | 72,315 | 336,206 | 0.80779 | 915,826 | 12.7 |
| **75** | 0.25255 | 15,700 | 0.05781 | 62,167 | 271,585 | 0.53144 [c] | 579,620 | 9.3 |
| **80+** | 1.00000 | 46,467 | 0.15085 | 46,467 | 308,035 | - | 308,035 | 6.6 |

**Nota:** *Notes:*
[a] **Daripada umur 0 hingga kumpulan umur 1-4** *From age of 0 to age group 1-4*
[b] **Daripada umur 0, kumpulan umur 1-4 hingga kumpulan umur 5-9** *From age of 0, age group 1-4 to age group 5-9*
[c] **Daripada umur 75 hingga 80+** *From age of 75 to 80+*

**Jadual 3.10.7: Jadual hayat ringkas mengikut jantina dan umur, Kota Kinabalu, Sabah, 2024**
*Table 3.10.7: Abridged life table by sex and age, Kota Kinabalu, Sabah, 2024*

| **Umur** *Age* | **Kebarangkalian mati di antara umur x dan umur x+n** *Probability of dying between age x and age x+n* | **Bilangan kematian di antara umur x dan umur x+n** *Number of deaths between age x and age x+n* | **Kadar tengah mortaliti di antara umur x dan umur x+n** *Central mortality rate between age x and age x+n* | **Penakat (orang yang masih hidup) pada umur tepat x** *Survivors at exact age x* | **Bilangan orang hidup-tahun di antara umur x dan umur x+n** *Number of person-years lived between age x and age x+n* | **Nisbah ketakatan** *Survival ratio* | **Jumlah bilangan orang hidup-tahun selepas umur tepat x** *Total number of person-years lived after exact age x* | **Jangkaan hayat** *Life expectancy* |
|---|---|---|---|---|---|---|---|---|
| **x** | $_nq_x$ | $_nd_x$ | $_nm_x$ | $l_x$ | $_nL_x$ | $_nS_x$ | $T_x$ | $e_x$ |
| **Lelaki dan Perempuan** *Both sexes* | | | | | | | | |
| **0** | 0.00996 | 996 | 0.01005 | 100,000 | 99,083 | 0.98939 [a] | 7,727,981 | 77.3 |
| **1** | 0.00164 | 163 | 0.00041 | 99,004 | 395,610 | 0.99869 [b] | 7,628,897 | 77.1 |
| **5** | 0.00064 | 63 | 0.00013 | 98,841 | 494,047 | 0.99891 | 7,233,287 | 73.2 |
| **10** | 0.00154 | 152 | 0.00031 | 98,778 | 493,510 | 0.99814 | 6,739,240 | 68.2 |
| **15** | 0.00218 | 215 | 0.00044 | 98,626 | 492,593 | 0.99791 | 6,245,730 | 63.3 |
| **20** | 0.00200 | 197 | 0.00040 | 98,411 | 491,563 | 0.99792 | 5,753,138 | 58.5 |
| **25** | 0.00217 | 213 | 0.00043 | 98,214 | 490,539 | 0.99690 | 5,261,574 | 53.6 |
| **30** | 0.00403 | 395 | 0.00081 | 98,001 | 489,018 | 0.99529 | 4,771,035 | 48.7 |
| **35** | 0.00538 | 525 | 0.00108 | 97,606 | 486,717 | 0.99267 | 4,282,017 | 43.9 |
| **40** | 0.00928 | 901 | 0.00187 | 97,081 | 483,151 | 0.98745 | 3,795,300 | 39.1 |
| **45** | 0.01585 | 1,525 | 0.00320 | 96,180 | 477,086 | 0.97974 | 3,312,149 | 34.4 |
| **50** | 0.02474 | 2,342 | 0.00501 | 94,655 | 467,418 | 0.96550 | 2,835,064 | 30.0 |
| **55** | 0.04451 | 4,109 | 0.00910 | 92,313 | 451,292 | 0.94385 | 2,367,645 | 25.6 |
| **60** | 0.06832 | 6,026 | 0.01415 | 88,204 | 425,954 | 0.93073 | 1,916,353 | 21.7 |
| **65** | 0.07028 | 5,775 | 0.01457 | 82,178 | 396,449 | 0.91459 | 1,490,400 | 18.1 |
| **70** | 0.10168 | 7,769 | 0.02143 | 76,402 | 362,589 | 0.86720 | 1,093,951 | 14.3 |
| **75** | 0.16744 | 11,492 | 0.03655 | 68,633 | 314,437 | 0.57007 [c] | 731,362 | 10.7 |
| **80+** | 1.00000 | 57,142 | 0.13705 | 57,142 | 416,925 | - | 416,925 | 7.3 |
| **Lelaki** *Male* | | | | | | | | |
| **0** | 0.01005 | 1,005 | 0.01014 | 100,000 | 99,067 | 0.98928 [a] | 7,515,892 | 75.2 |
| **1** | 0.00174 | 173 | 0.00044 | 98,995 | 395,571 | 0.99846 [b] | 7,416,825 | 74.9 |
| **5** | 0.00096 | 95 | 0.00019 | 98,823 | 493,877 | 0.99842 | 7,021,254 | 71.0 |
| **10** | 0.00220 | 217 | 0.00044 | 98,728 | 493,099 | 0.99766 | 6,527,377 | 66.1 |
| **15** | 0.00249 | 245 | 0.00050 | 98,511 | 491,944 | 0.99767 | 6,034,278 | 61.3 |
| **20** | 0.00218 | 214 | 0.00044 | 98,266 | 490,795 | 0.99751 | 5,542,334 | 56.4 |
| **25** | 0.00279 | 274 | 0.00056 | 98,052 | 489,575 | 0.99625 | 5,051,539 | 51.5 |
| **30** | 0.00471 | 461 | 0.00095 | 97,778 | 487,738 | 0.99398 | 4,561,964 | 46.7 |
| **35** | 0.00733 | 714 | 0.00147 | 97,317 | 484,802 | 0.99022 | 4,074,226 | 41.9 |
| **40** | 0.01225 | 1,184 | 0.00247 | 96,604 | 480,058 | 0.98414 | 3,589,424 | 37.2 |
| **45** | 0.01952 | 1,862 | 0.00394 | 95,420 | 472,443 | 0.97539 | 3,109,366 | 32.6 |
| **50** | 0.02981 | 2,789 | 0.00605 | 93,558 | 460,816 | 0.95642 | 2,636,922 | 28.2 |
| **55** | 0.05777 | 5,244 | 0.01190 | 90,769 | 440,735 | 0.92828 | 2,176,106 | 24.0 |
| **60** | 0.08654 | 7,401 | 0.01809 | 85,525 | 409,123 | 0.91226 | 1,735,372 | 20.3 |
| **65** | 0.08905 | 6,957 | 0.01864 | 78,124 | 373,228 | 0.89214 | 1,326,249 | 17.0 |
| **70** | 0.12850 | 9,145 | 0.02746 | 71,167 | 332,973 | 0.83956 | 953,021 | 13.4 |
| **75** | 0.19708 | 12,224 | 0.04373 | 62,022 | 279,552 | 0.54914 [c] | 620,047 | 10.0 |
| **80+** | 1.00000 | 49,799 | 0.14625 | 49,799 | 340,495 | - | 340,495 | 6.8 |
| **Perempuan** *Female* | | | | | | | | |
| **0** | 0.00987 | 987 | 0.00996 | 100,000 | 99,091 | 0.98953 [a] | 7,975,505 | 79.8 |
| **1** | 0.00154 | 152 | 0.00038 | 99,013 | 395,672 | 0.99891 [b] | 7,876,413 | 79.5 |
| **5** | 0.00031 | 31 | 0.00006 | 98,861 | 494,226 | 0.99941 | 7,480,741 | 75.7 |
| **10** | 0.00087 | 86 | 0.00017 | 98,830 | 493,935 | 0.99865 | 6,986,515 | 70.7 |
| **15** | 0.00183 | 181 | 0.00037 | 98,744 | 493,267 | 0.99819 | 6,492,581 | 65.8 |
| **20** | 0.00179 | 176 | 0.00036 | 98,563 | 492,373 | 0.99836 | 5,999,314 | 60.9 |
| **25** | 0.00148 | 146 | 0.00030 | 98,386 | 491,567 | 0.99761 | 5,506,941 | 56.0 |
| **30** | 0.00330 | 324 | 0.00066 | 98,240 | 490,393 | 0.99666 | 5,015,374 | 51.1 |
| **35** | 0.00338 | 331 | 0.00068 | 97,917 | 488,755 | 0.99524 | 4,524,981 | 46.2 |
| **40** | 0.00613 | 599 | 0.00123 | 97,585 | 486,430 | 0.99093 | 4,036,227 | 41.4 |
| **45** | 0.01202 | 1,166 | 0.00242 | 96,987 | 482,019 | 0.98434 | 3,549,797 | 36.6 |
| **50** | 0.01935 | 1,854 | 0.00391 | 95,821 | 474,469 | 0.97518 | 3,067,778 | 32.0 |
| **55** | 0.03039 | 2,856 | 0.00617 | 93,967 | 462,694 | 0.96082 | 2,593,308 | 27.6 |
| **60** | 0.04824 | 4,396 | 0.00989 | 91,111 | 444,565 | 0.95081 | 2,130,615 | 23.4 |
| **65** | 0.05017 | 4,351 | 0.01029 | 86,715 | 422,699 | 0.93798 | 1,686,050 | 19.4 |
| **70** | 0.07450 | 6,136 | 0.01548 | 82,364 | 396,482 | 0.89385 | 1,263,351 | 15.3 |
| **75** | 0.14036 | 10,700 | 0.03019 | 76,229 | 354,394 | 0.59118 [c] | 866,868 | 11.4 |
| **80+** | 1.00000 | 65,529 | 0.12787 | 65,529 | 512,474 | - | 512,474 | 7.8 |

**Nota:** [a] **Daripada umur 0 hingga kumpulan umur 1-4**
*Notes:* *From age of 0 to age group 1-4*

[b] **Daripada umur 0, kumpulan umur 1-4 hingga kumpulan umur 5-9**
*From age of 0, age group 1-4 to age group 5-9*

[c] **Daripada umur 75 hingga 80+**
*From age of 75 to 80+*

**Jadual 3.10.8: Jadual hayat ringkas mengikut jantina dan umur, Ranau, Sabah, 2024**
*Table 3.10.8: Abridged life table by sex and age, Ranau, Sabah, 2024*

| **Umur** *Age* | **Kebarangkalian mati di antara umur x dan umur x+n** *Probability of dying between age x and age x+n* | **Bilangan kematian di antara umur x dan umur x+n** *Number of deaths between age x and age x+n* | **Kadar tengah mortaliti di antara umur x dan umur x+n** *Central mortality rate between age x and age x+n* | **Penakat (orang yang masih hidup) pada umur tepat x** *Survivors at exact age x* | **Bilangan orang hidup-tahun di antara umur x dan umur x+n** *Number of person-years lived between age x and age x+n* | **Nisbah ketakatan** *Survival ratio* | **Jumlah bilangan orang hidup-tahun selepas umur tepat x** *Total number of person-years lived after exact age x* | **Jangkaan hayat** *Life expectancy* |
|---|---|---|---|---|---|---|---|---|
| **x** | $_nq_x$ | $_nd_x$ | $_nm_x$ | $l_x$ | $_nL_x$ | $_nS_x$ | $T_x$ | $e_x$ |
| **Lelaki dan Perempuan** *Both sexes* | | | | | | | | |
| **0** | 0.01256 | 1,256 | 0.01271 | 100,000 | 98,854 | 0.98649 [a] | 7,109,953 | 71.1 |
| **1** | 0.00237 | 234 | 0.00059 | 98,744 | 394,390 | 0.99749 [b] | 7,011,099 | 71.0 |
| **5** | 0.00220 | 217 | 0.00044 | 98,510 | 492,005 | 0.99728 | 6,616,709 | 67.2 |
| **10** | 0.00323 | 318 | 0.00065 | 98,292 | 490,668 | 0.99654 | 6,124,704 | 62.3 |
| **15** | 0.00369 | 361 | 0.00074 | 97,975 | 488,971 | 0.99535 | 5,634,036 | 57.5 |
| **20** | 0.00562 | 549 | 0.00113 | 97,614 | 486,696 | 0.99398 | 5,145,065 | 52.7 |
| **25** | 0.00642 | 624 | 0.00129 | 97,065 | 483,766 | 0.99349 | 4,658,368 | 48.0 |
| **30** | 0.00660 | 637 | 0.00133 | 96,441 | 480,615 | 0.99085 | 4,174,602 | 43.3 |
| **35** | 0.01170 | 1,121 | 0.00235 | 95,804 | 476,220 | 0.98492 | 3,693,987 | 38.6 |
| **40** | 0.01850 | 1,752 | 0.00374 | 94,683 | 469,037 | 0.97558 | 3,217,768 | 34.0 |
| **45** | 0.03045 | 2,830 | 0.00618 | 92,931 | 457,583 | 0.96281 | 2,748,731 | 29.6 |
| **50** | 0.04414 | 3,977 | 0.00903 | 90,102 | 440,566 | 0.93945 | 2,291,148 | 25.4 |
| **55** | 0.07771 | 6,693 | 0.01617 | 86,125 | 413,892 | 0.89653 | 1,850,581 | 21.5 |
| **60** | 0.13141 | 10,438 | 0.02813 | 79,432 | 371,065 | 0.87279 | 1,436,689 | 18.1 |
| **65** | 0.12238 | 8,444 | 0.02607 | 68,994 | 323,861 | 0.87256 | 1,065,624 | 15.4 |
| **70** | 0.13320 | 8,065 | 0.02854 | 60,550 | 282,589 | 0.80144 | 741,763 | 12.3 |
| **75** | 0.27397 | 14,380 | 0.06349 | 52,485 | 226,477 | 0.50677 [c] | 459,174 | 8.7 |
| **80+** | 1.00000 | 38,106 | 0.16376 | 38,106 | 232,697 | - | 232,697 | 6.1 |
| **Lelaki** *Male* | | | | | | | | |
| **0** | 0.01150 | 1,150 | 0.01162 | 100,000 | 98,937 | 0.98760 [a] | 6,845,977 | 68.5 |
| **1** | 0.00229 | 226 | 0.00057 | 98,850 | 394,862 | 0.99733 [b] | 6,747,040 | 68.3 |
| **5** | 0.00259 | 255 | 0.00052 | 98,624 | 492,481 | 0.99717 | 6,352,178 | 64.4 |
| **10** | 0.00308 | 303 | 0.00062 | 98,369 | 491,085 | 0.99673 | 5,859,697 | 59.6 |
| **15** | 0.00347 | 340 | 0.00070 | 98,066 | 489,477 | 0.99460 | 5,368,612 | 54.7 |
| **20** | 0.00734 | 717 | 0.00147 | 97,725 | 486,833 | 0.99178 | 4,879,134 | 49.9 |
| **25** | 0.00912 | 884 | 0.00183 | 97,008 | 482,829 | 0.99018 | 4,392,301 | 45.3 |
| **30** | 0.01052 | 1,012 | 0.00212 | 96,124 | 478,089 | 0.98728 | 3,909,472 | 40.7 |
| **35** | 0.01494 | 1,421 | 0.00301 | 95,112 | 472,006 | 0.98086 | 3,431,383 | 36.1 |
| **40** | 0.02340 | 2,192 | 0.00473 | 93,691 | 462,973 | 0.96467 | 2,959,376 | 31.6 |
| **45** | 0.04756 | 4,352 | 0.00974 | 91,499 | 446,614 | 0.94697 | 2,496,403 | 27.3 |
| **50** | 0.05877 | 5,122 | 0.01211 | 87,147 | 422,930 | 0.91368 | 2,049,789 | 23.5 |
| **55** | 0.11559 | 9,482 | 0.02454 | 82,025 | 386,422 | 0.86499 | 1,626,859 | 19.8 |
| **60** | 0.15697 | 11,387 | 0.03407 | 72,544 | 334,250 | 0.85349 | 1,240,437 | 17.1 |
| **65** | 0.13411 | 8,202 | 0.02875 | 61,156 | 285,278 | 0.85837 | 906,188 | 14.8 |
| **70** | 0.15032 | 7,960 | 0.03251 | 52,955 | 244,873 | 0.78642 | 620,910 | 11.7 |
| **75** | 0.28804 | 12,960 | 0.06730 | 44,995 | 192,572 | 0.48789 [c] | 376,037 | 8.4 |
| **80+** | 1.00000 | 32,034 | 0.17461 | 32,034 | 183,465 | - | 183,465 | 5.7 |
| **Perempuan** *Female* | | | | | | | | |
| **0** | 0.01376 | 1,376 | 0.01393 | 100,000 | 98,750 | 0.98528 [a] | 7,413,380 | 74.1 |
| **1** | 0.00246 | 242 | 0.00062 | 98,624 | 393,892 | 0.99764 [b] | 7,314,630 | 74.2 |
| **5** | 0.00175 | 172 | 0.00035 | 98,382 | 491,481 | 0.99743 | 6,920,737 | 70.3 |
| **10** | 0.00340 | 334 | 0.00068 | 98,210 | 490,217 | 0.99633 | 6,429,257 | 65.5 |
| **15** | 0.00393 | 385 | 0.00079 | 97,876 | 488,419 | 0.99619 | 5,939,040 | 60.7 |
| **20** | 0.00368 | 359 | 0.00074 | 97,491 | 486,560 | 0.99635 | 5,450,621 | 55.9 |
| **25** | 0.00362 | 352 | 0.00073 | 97,133 | 484,784 | 0.99683 | 4,964,061 | 51.1 |
| **30** | 0.00272 | 263 | 0.00054 | 96,781 | 483,247 | 0.99437 | 4,479,276 | 46.3 |
| **35** | 0.00854 | 824 | 0.00172 | 96,518 | 480,528 | 0.98897 | 3,996,029 | 41.4 |
| **40** | 0.01355 | 1,296 | 0.00273 | 95,693 | 475,226 | 0.98633 | 3,515,501 | 36.7 |
| **45** | 0.01380 | 1,303 | 0.00278 | 94,397 | 468,729 | 0.97819 | 3,040,275 | 32.2 |
| **50** | 0.02993 | 2,787 | 0.00608 | 93,095 | 458,506 | 0.96588 | 2,571,545 | 27.6 |
| **55** | 0.03844 | 3,471 | 0.00784 | 90,308 | 442,861 | 0.92868 | 2,113,040 | 23.4 |
| **60** | 0.10552 | 9,163 | 0.02228 | 86,837 | 411,276 | 0.89253 | 1,670,178 | 19.2 |
| **65** | 0.10964 | 8,516 | 0.02320 | 77,674 | 367,078 | 0.88908 | 1,258,903 | 16.2 |
| **70** | 0.11236 | 7,771 | 0.02381 | 69,158 | 326,362 | 0.81837 | 891,825 | 12.9 |
| **75** | 0.25967 | 15,940 | 0.05968 | 61,387 | 267,085 | 0.52767 [c] | 565,463 | 9.2 |
| **80+** | 1.00000 | 45,447 | 0.15231 | 45,447 | 298,378 | - | 298,378 | 6.6 |

**Nota:** *Notes:*
[a] **Daripada umur 0 hingga kumpulan umur 1-4** *From age of 0 to age group 1-4*
[b] **Daripada umur 0, kumpulan umur 1-4 hingga kumpulan umur 5-9** *From age of 0, age group 1-4 to age group 5-9*
[c] **Daripada umur 75 hingga 80+** *From age of 75 to 80+*

**Jadual 3.10.9: Jadual hayat ringkas mengikut jantina dan umur, Kota Belud, Sabah, 2024**
*Table 3.10.9: Abridged life table by sex and age, Kota Belud, Sabah, 2024*

| **Umur** *Age* | **Kebarangkalian mati di antara umur x dan umur x+n** *Probability of dying between age x and age x+n* | **Bilangan kematian di antara umur x dan umur x+n** *Number of deaths between age x and age x+n* | **Kadar tengah mortaliti di antara umur x dan umur x+n** *Central mortality rate between age x and age x+n* | **Penakat (orang yang masih hidup) pada umur tepat x** *Survivors at exact age x* | **Bilangan orang hidup-tahun di antara umur x dan umur x+n** *Number of person-years lived between age x and age x+n* | **Nisbah ketakatan** *Survival ratio* | **Jumlah bilangan orang hidup-tahun selepas umur tepat x** *Total number of person-years lived after exact age x* | **Jangkaan hayat** *Life expectancy* |
|---|---|---|---|---|---|---|---|---|
| **x** | $_nq_x$ | $_nd_x$ | $_nm_x$ | $l_x$ | $_nL_x$ | $_nS_x$ | $T_x$ | $e_x$ |
| **Lelaki dan Perempuan** *Both sexes* | | | | | | | | |
| **0** | 0.01070 | 1,070 | 0.01081 | 100,000 | 99,018 | 0.98859 [a] | 7,207,094 | 72.1 |
| **1** | 0.00178 | 176 | 0.00045 | 98,930 | 395,279 | 0.99859 [b] | 7,108,076 | 71.8 |
| **5** | 0.00068 | 68 | 0.00014 | 98,753 | 493,598 | 0.99856 | 6,712,797 | 68.0 |
| **10** | 0.00220 | 217 | 0.00044 | 98,686 | 492,886 | 0.99665 | 6,219,199 | 63.0 |
| **15** | 0.00449 | 443 | 0.00090 | 98,469 | 491,236 | 0.99597 | 5,726,313 | 58.2 |
| **20** | 0.00357 | 349 | 0.00071 | 98,026 | 489,256 | 0.99573 | 5,235,077 | 53.4 |
| **25** | 0.00498 | 487 | 0.00100 | 97,677 | 487,166 | 0.99471 | 4,745,821 | 48.6 |
| **30** | 0.00560 | 544 | 0.00112 | 97,190 | 484,590 | 0.99135 | 4,258,655 | 43.8 |
| **35** | 0.01173 | 1,134 | 0.00236 | 96,646 | 480,396 | 0.98719 | 3,774,065 | 39.1 |
| **40** | 0.01391 | 1,329 | 0.00280 | 95,512 | 474,240 | 0.97973 | 3,293,670 | 34.5 |
| **45** | 0.02672 | 2,517 | 0.00542 | 94,184 | 464,626 | 0.96680 | 2,819,430 | 29.9 |
| **50** | 0.03986 | 3,654 | 0.00813 | 91,667 | 449,201 | 0.94997 | 2,354,804 | 25.7 |
| **55** | 0.06062 | 5,335 | 0.01250 | 88,013 | 426,728 | 0.92012 | 1,905,603 | 21.7 |
| **60** | 0.10038 | 8,299 | 0.02114 | 82,678 | 392,642 | 0.88504 | 1,478,875 | 17.9 |
| **65** | 0.13118 | 9,757 | 0.02808 | 74,379 | 347,502 | 0.84503 | 1,086,233 | 14.6 |
| **70** | 0.18235 | 11,784 | 0.04013 | 64,622 | 293,650 | 0.76256 | 738,731 | 11.4 |
| **75** | 0.30482 | 16,106 | 0.07193 | 52,838 | 223,925 | 0.49689 [c] | 445,081 | 8.4 |
| **80+** | 1.00000 | 36,732 | 0.16609 | 36,732 | 221,156 | - | 221,156 | 6.0 |
| **Lelaki** *Male* | | | | | | | | |
| **0** | 0.01370 | 1,370 | 0.01388 | 100,000 | 98,742 | 0.98574 [a] | 7,013,506 | 70.1 |
| **1** | 0.00165 | 163 | 0.00041 | 98,630 | 394,130 | 0.99843 [b] | 6,914,764 | 70.1 |
| **5** | 0.00096 | 95 | 0.00019 | 98,467 | 492,097 | 0.99835 | 6,520,634 | 66.2 |
| **10** | 0.00234 | 230 | 0.00047 | 98,372 | 491,283 | 0.99535 | 6,028,538 | 61.3 |
| **15** | 0.00696 | 683 | 0.00140 | 98,141 | 489,000 | 0.99385 | 5,537,255 | 56.4 |
| **20** | 0.00533 | 519 | 0.00107 | 97,458 | 485,994 | 0.99383 | 5,048,255 | 51.8 |
| **25** | 0.00701 | 680 | 0.00141 | 96,939 | 482,996 | 0.99195 | 4,562,261 | 47.1 |
| **30** | 0.00909 | 875 | 0.00183 | 96,259 | 479,109 | 0.98821 | 4,079,266 | 42.4 |
| **35** | 0.01452 | 1,385 | 0.00292 | 95,384 | 473,459 | 0.98188 | 3,600,157 | 37.7 |
| **40** | 0.02178 | 2,047 | 0.00440 | 93,999 | 464,880 | 0.97279 | 3,126,698 | 33.3 |
| **45** | 0.03277 | 3,014 | 0.00666 | 91,953 | 452,229 | 0.95915 | 2,661,817 | 28.9 |
| **50** | 0.04920 | 4,376 | 0.01009 | 88,939 | 433,756 | 0.94113 | 2,209,589 | 24.8 |
| **55** | 0.06904 | 5,839 | 0.01430 | 84,563 | 408,220 | 0.90785 | 1,775,833 | 21.0 |
| **60** | 0.11697 | 9,208 | 0.02485 | 78,725 | 370,602 | 0.87533 | 1,367,613 | 17.4 |
| **65** | 0.13339 | 9,273 | 0.02858 | 69,516 | 324,400 | 0.84379 | 997,011 | 14.3 |
| **70** | 0.18254 | 10,997 | 0.04017 | 60,244 | 273,726 | 0.75319 | 672,611 | 11.2 |
| **75** | 0.32544 | 16,027 | 0.07774 | 49,247 | 206,167 | 0.48314 [c] | 398,885 | 8.1 |
| **80+** | 1.00000 | 33,220 | 0.17238 | 33,220 | 192,718 | - | 192,718 | 5.8 |
| **Perempuan** *Female* | | | | | | | | |
| **0** | 0.00744 | 744 | 0.00749 | 100,000 | 99,310 | 0.99171 [a] | 7,409,239 | 74.1 |
| **1** | 0.00194 | 193 | 0.00049 | 99,256 | 396,544 | 0.99873 [b] | 7,309,929 | 73.6 |
| **5** | 0.00036 | 36 | 0.00007 | 99,063 | 495,226 | 0.99879 | 6,913,385 | 69.8 |
| **10** | 0.00206 | 204 | 0.00041 | 99,027 | 494,626 | 0.99800 | 6,418,160 | 64.8 |
| **15** | 0.00194 | 192 | 0.00039 | 98,823 | 493,637 | 0.99816 | 5,923,534 | 59.9 |
| **20** | 0.00173 | 171 | 0.00035 | 98,631 | 492,731 | 0.99765 | 5,429,897 | 55.1 |
| **25** | 0.00297 | 293 | 0.00060 | 98,461 | 491,572 | 0.99736 | 4,937,166 | 50.1 |
| **30** | 0.00230 | 226 | 0.00046 | 98,168 | 490,274 | 0.99426 | 4,445,595 | 45.3 |
| **35** | 0.00919 | 900 | 0.00185 | 97,942 | 487,458 | 0.99228 | 3,955,321 | 40.4 |
| **40** | 0.00624 | 606 | 0.00125 | 97,042 | 483,693 | 0.98642 | 3,467,863 | 35.7 |
| **45** | 0.02097 | 2,022 | 0.00424 | 96,436 | 477,123 | 0.97406 | 2,984,170 | 30.9 |
| **50** | 0.03102 | 2,929 | 0.00630 | 94,414 | 464,746 | 0.95852 | 2,507,046 | 26.6 |
| **55** | 0.05228 | 4,783 | 0.01074 | 91,485 | 445,467 | 0.93220 | 2,042,300 | 22.3 |
| **60** | 0.08418 | 7,299 | 0.01758 | 86,702 | 415,263 | 0.89454 | 1,596,834 | 18.4 |
| **65** | 0.12871 | 10,220 | 0.02751 | 79,403 | 371,467 | 0.84641 | 1,181,571 | 14.9 |
| **70** | 0.18214 | 12,601 | 0.04008 | 69,184 | 314,415 | 0.77165 | 810,104 | 11.7 |
| **75** | 0.28485 | 16,118 | 0.06643 | 56,582 | 242,618 | 0.51054 [c] | 495,688 | 8.8 |
| **80+** | 1.00000 | 40,465 | 0.15990 | 40,465 | 253,070 | - | 253,070 | 6.3 |

**Nota:** *Notes:*
[a] **Daripada umur 0 hingga kumpulan umur 1-4** *From age of 0 to age group 1-4*
[b] **Daripada umur 0, kumpulan umur 1-4 hingga kumpulan umur 5-9** *From age of 0, age group 1-4 to age group 5-9*
[c] **Daripada umur 75 hingga 80+** *From age of 75 to 80+*

**Jadual 3.10.10: Jadual hayat ringkas mengikut jantina dan umur, Tuaran, Sabah, 2024**
*Table 3.10.10: Abridged life table by sex and age, Tuaran, Sabah, 2024*

| **Umur** *Age* | **Kebarangkalian mati di antara umur x dan umur x+n** *Probability of dying between age x and age x+n* | **Bilangan kematian di antara umur x dan umur x+n** *Number of deaths between age x and age x+n* | **Kadar tengah mortaliti di antara umur x dan umur x+n** *Central mortality rate between age x and age x+n* | **Penakat (orang yang masih hidup) pada umur tepat x** *Survivors at exact age x* | **Bilangan orang hidup-tahun di antara umur x dan umur x+n** *Number of person-years lived between age x and age x+n* | **Nisbah ketakatan** *Survival ratio* | **Jumlah bilangan orang hidup-tahun selepas umur tepat x** *Total number of person-years lived after exact age x* | **Jangkaan hayat** *Life expectancy* |
|---|---|---|---|---|---|---|---|---|
| **x** | $_nq_x$ | $_nd_x$ | $_nm_x$ | $l_x$ | $_nL_x$ | $_nS_x$ | $T_x$ | $e_x$ |
| **Lelaki dan Perempuan** *Both sexes* | | | | | | | | |
| **0** | 0.00924 | 924 | 0.00932 | 100,000 | 99,148 | 0.99035 [a] | 7,111,892 | 71.1 |
| **1** | 0.00113 | 112 | 0.00028 | 99,076 | 396,026 | 0.99853 [b] | 7,012,744 | 70.8 |
| **5** | 0.00151 | 149 | 0.00030 | 98,964 | 494,448 | 0.99849 | 6,616,718 | 66.9 |
| **10** | 0.00151 | 149 | 0.00030 | 98,815 | 493,701 | 0.99802 | 6,122,271 | 62.0 |
| **15** | 0.00246 | 242 | 0.00049 | 98,666 | 492,722 | 0.99627 | 5,628,570 | 57.0 |
| **20** | 0.00501 | 493 | 0.00100 | 98,423 | 490,884 | 0.99559 | 5,135,848 | 52.2 |
| **25** | 0.00382 | 374 | 0.00076 | 97,930 | 488,717 | 0.99429 | 4,644,965 | 47.4 |
| **30** | 0.00760 | 742 | 0.00153 | 97,557 | 485,928 | 0.98968 | 4,156,247 | 42.6 |
| **35** | 0.01305 | 1,264 | 0.00263 | 96,815 | 480,914 | 0.98435 | 3,670,319 | 37.9 |
| **40** | 0.01827 | 1,746 | 0.00369 | 95,551 | 473,390 | 0.97668 | 3,189,405 | 33.4 |
| **45** | 0.02846 | 2,669 | 0.00577 | 93,805 | 462,351 | 0.96415 | 2,716,016 | 29.0 |
| **50** | 0.04346 | 3,961 | 0.00889 | 91,136 | 445,775 | 0.93770 | 2,253,664 | 24.7 |
| **55** | 0.08198 | 7,147 | 0.01710 | 87,174 | 418,005 | 0.89665 | 1,807,889 | 20.7 |
| **60** | 0.12663 | 10,134 | 0.02704 | 80,028 | 374,802 | 0.86754 | 1,389,884 | 17.4 |
| **65** | 0.13913 | 9,725 | 0.02991 | 69,893 | 325,156 | 0.84533 | 1,015,082 | 14.5 |
| **70** | 0.17272 | 10,392 | 0.03781 | 60,169 | 274,863 | 0.76780 | 689,926 | 11.5 |
| **75** | 0.30410 | 15,137 | 0.07173 | 49,776 | 211,039 | 0.49155 [c] | 415,063 | 8.3 |
| **80+** | 1.00000 | 34,639 | 0.16978 | 34,639 | 204,023 | - | 204,023 | 5.9 |
| **Lelaki** *Male* | | | | | | | | |
| **0** | 0.01024 | 1,024 | 0.01034 | 100,000 | 99,050 | 0.98902 [a] | 6,853,250 | 68.5 |
| **1** | 0.00189 | 187 | 0.00047 | 98,976 | 395,459 | 0.99826 [b] | 6,754,201 | 68.2 |
| **5** | 0.00120 | 118 | 0.00024 | 98,789 | 493,650 | 0.99853 | 6,358,741 | 64.4 |
| **10** | 0.00175 | 172 | 0.00035 | 98,671 | 492,924 | 0.99750 | 5,865,091 | 59.4 |
| **15** | 0.00326 | 321 | 0.00065 | 98,499 | 491,692 | 0.99494 | 5,372,167 | 54.5 |
| **20** | 0.00688 | 675 | 0.00138 | 98,178 | 489,202 | 0.99458 | 4,880,475 | 49.7 |
| **25** | 0.00395 | 385 | 0.00079 | 97,503 | 486,550 | 0.99279 | 4,391,273 | 45.0 |
| **30** | 0.01048 | 1,018 | 0.00211 | 97,117 | 483,041 | 0.98567 | 3,904,723 | 40.2 |
| **35** | 0.01822 | 1,751 | 0.00368 | 96,099 | 476,119 | 0.97883 | 3,421,682 | 35.6 |
| **40** | 0.02418 | 2,281 | 0.00489 | 94,349 | 466,039 | 0.96712 | 2,945,562 | 31.2 |
| **45** | 0.04179 | 3,848 | 0.00854 | 92,067 | 450,717 | 0.95159 | 2,479,523 | 26.9 |
| **50** | 0.05531 | 4,880 | 0.01138 | 88,220 | 428,899 | 0.92419 | 2,028,806 | 23.0 |
| **55** | 0.09751 | 8,127 | 0.02050 | 83,340 | 396,384 | 0.87085 | 1,599,906 | 19.2 |
| **60** | 0.16420 | 12,350 | 0.03578 | 75,213 | 345,193 | 0.83857 | 1,203,522 | 16.0 |
| **65** | 0.15813 | 9,940 | 0.03434 | 62,864 | 289,467 | 0.82703 | 858,330 | 13.7 |
| **70** | 0.19061 | 10,088 | 0.04214 | 52,923 | 239,397 | 0.73874 | 568,863 | 10.7 |
| **75** | 0.34856 | 14,931 | 0.08443 | 42,836 | 176,852 | 0.46322 [c] | 329,465 | 7.7 |
| **80+** | 1.00000 | 27,905 | 0.18285 | 27,905 | 152,614 | - | 152,614 | 5.5 |
| **Perempuan** *Female* | | | | | | | | |
| **0** | 0.00819 | 819 | 0.00825 | 100,000 | 99,242 | 0.99179 [a] | 7,410,181 | 74.1 |
| **1** | 0.00030 | 29 | 0.00007 | 99,181 | 396,651 | 0.99880 [b] | 7,310,939 | 73.7 |
| **5** | 0.00186 | 184 | 0.00037 | 99,152 | 495,298 | 0.99844 | 6,914,288 | 69.7 |
| **10** | 0.00127 | 126 | 0.00025 | 98,967 | 494,523 | 0.99858 | 6,418,990 | 64.9 |
| **15** | 0.00157 | 156 | 0.00032 | 98,842 | 493,819 | 0.99773 | 5,924,467 | 59.9 |
| **20** | 0.00296 | 292 | 0.00059 | 98,686 | 492,701 | 0.99668 | 5,430,647 | 55.0 |
| **25** | 0.00368 | 362 | 0.00074 | 98,394 | 491,065 | 0.99575 | 4,937,947 | 50.2 |
| **30** | 0.00481 | 472 | 0.00096 | 98,032 | 488,980 | 0.99348 | 4,446,881 | 45.4 |
| **35** | 0.00823 | 802 | 0.00165 | 97,560 | 485,794 | 0.98970 | 3,957,902 | 40.6 |
| **40** | 0.01238 | 1,198 | 0.00249 | 96,758 | 480,792 | 0.98607 | 3,472,108 | 35.9 |
| **45** | 0.01549 | 1,480 | 0.00312 | 95,559 | 474,097 | 0.97639 | 2,991,315 | 31.3 |
| **50** | 0.03185 | 2,997 | 0.00647 | 94,079 | 462,905 | 0.95120 | 2,517,218 | 26.8 |
| **55** | 0.06631 | 6,039 | 0.01372 | 91,083 | 440,316 | 0.92332 | 2,054,313 | 22.6 |
| **60** | 0.08779 | 7,466 | 0.01836 | 85,044 | 406,552 | 0.89801 | 1,613,997 | 19.0 |
| **65** | 0.11756 | 9,120 | 0.02498 | 77,577 | 365,087 | 0.86578 | 1,207,445 | 15.6 |
| **70** | 0.15309 | 10,480 | 0.03316 | 68,457 | 316,087 | 0.79735 | 842,358 | 12.3 |
| **75** | 0.26117 | 15,142 | 0.06008 | 57,977 | 252,031 | 0.52110 [c] | 526,271 | 9.1 |
| **80+** | 1.00000 | 42,835 | 0.15620 | 42,835 | 274,240 | - | 274,240 | 6.4 |

**Nota:** *Notes:*
[a] **Daripada umur 0 hingga kumpulan umur 1-4** *From age of 0 to age group 1-4*
[b] **Daripada umur 0, kumpulan umur 1-4 hingga kumpulan umur 5-9** *From age of 0, age group 1-4 to age group 5-9*
[c] **Daripada umur 75 hingga 80+** *From age of 75 to 80+*

**Jadual 3.10.11: Jadual hayat ringkas mengikut jantina dan umur, Penampang, Sabah, 2024**
*Table 3.10.11: Abridged life table by sex and age, Penampang, Sabah, 2024*

| **Umur** *Age* | **Kebarangkalian mati di antara umur x dan umur x+n** *Probability of dying between age x and age x+n* | **Bilangan kematian di antara umur x dan umur x+n** *Number of deaths between age x and age x+n* | **Kadar tengah mortaliti di antara umur x dan umur x+n** *Central mortality rate between age x and age x+n* | **Penakat (orang yang masih hidup) pada umur tepat x** *Survivors at exact age x* | **Bilangan orang hidup-tahun di antara umur x dan umur x+n** *Number of person-years lived between age x and age x+n* | **Nisbah ketakatan** *Survival ratio* | **Jumlah bilangan orang hidup-tahun selepas umur tepat x** *Total number of person-years lived after exact age x* | **Jangkaan hayat** *Life expectancy* |
|---|---|---|---|---|---|---|---|---|
| **x** | $_nq_x$ | $_nd_x$ | $_nm_x$ | $l_x$ | $_nL_x$ | $_nS_x$ | $T_x$ | $e_x$ |
| **Lelaki dan Perempuan** *Both sexes* | | | | | | | | |
| **0** | 0.00627 | 627 | 0.00630 | 100,000 | 99,417 | 0.99298 [a] | 7,722,428 | 77.2 |
| **1** | 0.00170 | 169 | 0.00043 | 99,373 | 397,073 | 0.99854 [b] | 7,623,012 | 76.7 |
| **5** | 0.00103 | 102 | 0.00021 | 99,204 | 495,765 | 0.99905 | 7,225,939 | 72.8 |
| **10** | 0.00087 | 86 | 0.00017 | 99,102 | 495,294 | 0.99865 | 6,730,174 | 67.9 |
| **15** | 0.00183 | 182 | 0.00037 | 99,016 | 494,625 | 0.99799 | 6,234,879 | 63.0 |
| **20** | 0.00219 | 217 | 0.00044 | 98,834 | 493,628 | 0.99795 | 5,740,255 | 58.1 |
| **25** | 0.00190 | 187 | 0.00038 | 98,617 | 492,618 | 0.99723 | 5,246,626 | 53.2 |
| **30** | 0.00364 | 358 | 0.00073 | 98,430 | 491,255 | 0.99544 | 4,754,008 | 48.3 |
| **35** | 0.00549 | 538 | 0.00110 | 98,072 | 489,015 | 0.99242 | 4,262,754 | 43.5 |
| **40** | 0.00969 | 945 | 0.00195 | 97,534 | 485,306 | 0.98492 | 3,773,739 | 38.7 |
| **45** | 0.02052 | 1,982 | 0.00415 | 96,589 | 477,988 | 0.97508 | 3,288,433 | 34.0 |
| **50** | 0.02940 | 2,782 | 0.00597 | 94,607 | 466,079 | 0.96585 | 2,810,444 | 29.7 |
| **55** | 0.03904 | 3,585 | 0.00796 | 91,825 | 450,161 | 0.94555 | 2,344,366 | 25.5 |
| **60** | 0.07048 | 6,219 | 0.01461 | 88,240 | 425,651 | 0.92440 | 1,894,204 | 21.5 |
| **65** | 0.08111 | 6,653 | 0.01691 | 82,021 | 393,471 | 0.90287 | 1,468,553 | 17.9 |
| **70** | 0.11456 | 8,634 | 0.02430 | 75,368 | 355,252 | 0.86816 | 1,075,082 | 14.3 |
| **75** | 0.15135 | 10,100 | 0.03275 | 66,733 | 308,416 | 0.57154 [c] | 719,830 | 10.8 |
| **80+** | 1.00000 | 56,633 | 0.13765 | 56,633 | 411,414 | - | 411,414 | 7.3 |
| **Lelaki** *Male* | | | | | | | | |
| **0** | 0.00735 | 735 | 0.00741 | 100,000 | 99,311 | 0.99188 [a] | 7,524,237 | 75.2 |
| **1** | 0.00182 | 181 | 0.00046 | 99,265 | 396,630 | 0.99857 [b] | 7,424,926 | 74.8 |
| **5** | 0.00075 | 75 | 0.00015 | 99,084 | 495,233 | 0.99925 | 7,028,295 | 70.9 |
| **10** | 0.00075 | 74 | 0.00015 | 99,009 | 494,862 | 0.99848 | 6,533,062 | 66.0 |
| **15** | 0.00229 | 227 | 0.00046 | 98,936 | 494,111 | 0.99784 | 6,038,200 | 61.0 |
| **20** | 0.00203 | 201 | 0.00041 | 98,709 | 493,041 | 0.99795 | 5,544,089 | 56.2 |
| **25** | 0.00207 | 204 | 0.00042 | 98,508 | 492,029 | 0.99670 | 5,051,048 | 51.3 |
| **30** | 0.00452 | 445 | 0.00091 | 98,304 | 490,406 | 0.99366 | 4,559,019 | 46.4 |
| **35** | 0.00817 | 799 | 0.00164 | 97,859 | 487,296 | 0.98982 | 4,068,613 | 41.6 |
| **40** | 0.01221 | 1,185 | 0.00246 | 97,060 | 482,336 | 0.98039 | 3,581,316 | 36.9 |
| **45** | 0.02710 | 2,598 | 0.00549 | 95,875 | 472,879 | 0.96828 | 3,098,981 | 32.3 |
| **50** | 0.03647 | 3,402 | 0.00743 | 93,277 | 457,879 | 0.95645 | 2,626,102 | 28.2 |
| **55** | 0.05090 | 4,574 | 0.01045 | 89,875 | 437,937 | 0.92922 | 2,168,223 | 24.1 |
| **60** | 0.09172 | 7,824 | 0.01923 | 85,300 | 406,941 | 0.90908 | 1,730,286 | 20.3 |
| **65** | 0.09003 | 6,975 | 0.01885 | 77,476 | 369,944 | 0.88951 | 1,323,345 | 17.1 |
| **70** | 0.13297 | 9,375 | 0.02849 | 70,501 | 329,070 | 0.84669 | 953,400 | 13.5 |
| **75** | 0.17677 | 10,805 | 0.03878 | 61,127 | 278,620 | 0.55373 [c] | 624,330 | 10.2 |
| **80+** | 1.00000 | 50,321 | 0.14556 | 50,321 | 345,711 | - | 345,711 | 6.9 |
| **Perempuan** *Female* | | | | | | | | |
| **0** | 0.00508 | 508 | 0.00510 | 100,000 | 99,525 | 0.99421 [a] | 7,958,297 | 79.6 |
| **1** | 0.00158 | 157 | 0.00040 | 99,492 | 397,579 | 0.99848 [b] | 7,858,772 | 79.0 |
| **5** | 0.00132 | 132 | 0.00027 | 99,335 | 496,346 | 0.99884 | 7,461,193 | 75.1 |
| **10** | 0.00099 | 99 | 0.00020 | 99,203 | 495,771 | 0.99886 | 6,964,847 | 70.2 |
| **15** | 0.00128 | 127 | 0.00026 | 99,105 | 495,207 | 0.99816 | 6,469,076 | 65.3 |
| **20** | 0.00240 | 238 | 0.00048 | 98,978 | 494,296 | 0.99796 | 5,973,869 | 60.4 |
| **25** | 0.00168 | 166 | 0.00034 | 98,740 | 493,287 | 0.99786 | 5,479,573 | 55.5 |
| **30** | 0.00261 | 257 | 0.00052 | 98,574 | 492,229 | 0.99742 | 4,986,286 | 50.6 |
| **35** | 0.00256 | 251 | 0.00051 | 98,317 | 490,958 | 0.99530 | 4,494,057 | 45.7 |
| **40** | 0.00686 | 673 | 0.00138 | 98,066 | 488,648 | 0.98994 | 4,003,099 | 40.8 |
| **45** | 0.01329 | 1,294 | 0.00268 | 97,393 | 483,731 | 0.98259 | 3,514,451 | 36.1 |
| **50** | 0.02158 | 2,074 | 0.00436 | 96,099 | 475,310 | 0.97613 | 3,030,720 | 31.5 |
| **55** | 0.02621 | 2,464 | 0.00531 | 94,025 | 463,964 | 0.96370 | 2,555,409 | 27.2 |
| **60** | 0.04667 | 4,273 | 0.00956 | 91,561 | 447,120 | 0.94135 | 2,091,445 | 22.8 |
| **65** | 0.07122 | 6,216 | 0.01477 | 87,287 | 420,896 | 0.91701 | 1,644,325 | 18.8 |
| **70** | 0.09566 | 7,755 | 0.02009 | 81,071 | 385,967 | 0.88932 | 1,223,429 | 15.1 |
| **75** | 0.12728 | 9,332 | 0.02719 | 73,316 | 343,250 | 0.59013 [c] | 837,462 | 11.4 |
| **80+** | 1.00000 | 63,984 | 0.12947 | 63,984 | 494,212 | - | 494,212 | 7.7 |

**Nota:** *Notes:*
[a] **Daripada umur 0 hingga kumpulan umur 1-4** *From age of 0 to age group 1-4*
[b] **Daripada umur 0, kumpulan umur 1-4 hingga kumpulan umur 5-9** *From age of 0, age group 1-4 to age group 5-9*
[c] **Daripada umur 75 hingga 80+** *From age of 75 to 80+*

**Jadual 3.10.12: Jadual hayat ringkas mengikut jantina dan umur, Papar, Sabah, 2024**
*Table 3.10.12: Abridged life table by sex and age, Papar, Sabah, 2024*

| **Umur** *Age* | **Kebarangkalian mati di antara umur x dan umur x+n** *Probability of dying between age x and age x+n* | **Bilangan kematian di antara umur x dan umur x+n** *Number of deaths between age x and age x+n* | **Kadar tengah mortaliti di antara umur x dan umur x+n** *Central mortality rate between age x and age x+n* | **Penakat (orang yang masih hidup) pada umur tepat x** *Survivors at exact age x* | **Bilangan orang hidup-tahun di antara umur x dan umur x+n** *Number of person-years lived between age x and age x+n* | **Nisbah ketakatan** *Survival ratio* | **Jumlah bilangan orang hidup-tahun selepas umur tepat x** *Total number of person-years lived after exact age x* | **Jangkaan hayat** *Life expectancy* |
|---|---|---|---|---|---|---|---|---|
| **x** | $_nq_x$ | $_nd_x$ | $_nm_x$ | $l_x$ | $_nL_x$ | $_nS_x$ | $T_x$ | $e_x$ |
| **Lelaki dan Perempuan** *Both sexes* | | | | | | | | |
| **0** | 0.00589 | 589 | 0.00592 | 100,000 | 99,451 | 0.99352 [a] | 7,027,430 | 70.3 |
| **1** | 0.00136 | 135 | 0.00034 | 99,411 | 397,309 | 0.99898 [b] | 6,927,979 | 69.7 |
| **5** | 0.00051 | 51 | 0.00010 | 99,276 | 496,255 | 0.99909 | 6,530,669 | 65.8 |
| **10** | 0.00131 | 130 | 0.00026 | 99,226 | 495,804 | 0.99741 | 6,034,415 | 60.8 |
| **15** | 0.00388 | 384 | 0.00078 | 99,096 | 494,519 | 0.99642 | 5,538,611 | 55.9 |
| **20** | 0.00329 | 325 | 0.00066 | 98,712 | 492,747 | 0.99750 | 5,044,092 | 51.1 |
| **25** | 0.00171 | 168 | 0.00034 | 98,387 | 491,514 | 0.99656 | 4,551,345 | 46.3 |
| **30** | 0.00517 | 508 | 0.00104 | 98,219 | 489,824 | 0.99226 | 4,059,831 | 41.3 |
| **35** | 0.01033 | 1,009 | 0.00208 | 97,711 | 486,032 | 0.98571 | 3,570,008 | 36.5 |
| **40** | 0.01829 | 1,769 | 0.00369 | 96,702 | 479,088 | 0.97308 | 3,083,976 | 31.9 |
| **45** | 0.03571 | 3,390 | 0.00727 | 94,933 | 466,192 | 0.95717 | 2,604,888 | 27.4 |
| **50** | 0.05022 | 4,598 | 0.01030 | 91,543 | 446,223 | 0.93276 | 2,138,697 | 23.4 |
| **55** | 0.08516 | 7,404 | 0.01779 | 86,946 | 416,218 | 0.89435 | 1,692,474 | 19.5 |
| **60** | 0.12805 | 10,185 | 0.02736 | 79,542 | 372,245 | 0.84718 | 1,276,255 | 16.0 |
| **65** | 0.18122 | 12,569 | 0.03986 | 69,356 | 315,360 | 0.79545 | 904,011 | 13.0 |
| **70** | 0.23304 | 13,234 | 0.05275 | 56,788 | 250,854 | 0.71883 | 588,651 | 10.4 |
| **75** | 0.34392 | 14,979 | 0.08307 | 43,554 | 180,322 | 0.46618 [c] | 337,796 | 7.8 |
| **80+** | 1.00000 | 28,575 | 0.18146 | 28,575 | 157,474 | - | 157,474 | 5.5 |
| **Lelaki** *Male* | | | | | | | | |
| **0** | 0.00418 | 418 | 0.00419 | 100,000 | 99,605 | 0.99534 [a] | 6,846,792 | 68.5 |
| **1** | 0.00113 | 112 | 0.00028 | 99,582 | 398,065 | 0.99900 [b] | 6,747,187 | 67.8 |
| **5** | 0.00072 | 72 | 0.00014 | 99,470 | 497,170 | 0.99850 | 6,349,122 | 63.8 |
| **10** | 0.00228 | 226 | 0.00046 | 99,398 | 496,425 | 0.99654 | 5,851,952 | 58.9 |
| **15** | 0.00464 | 460 | 0.00093 | 99,172 | 494,709 | 0.99574 | 5,355,527 | 54.0 |
| **20** | 0.00388 | 383 | 0.00078 | 98,712 | 492,603 | 0.99711 | 4,860,818 | 49.2 |
| **25** | 0.00191 | 187 | 0.00038 | 98,329 | 491,178 | 0.99516 | 4,368,214 | 44.4 |
| **30** | 0.00778 | 764 | 0.00156 | 98,142 | 488,800 | 0.98873 | 3,877,036 | 39.5 |
| **35** | 0.01479 | 1,440 | 0.00298 | 97,378 | 483,290 | 0.97974 | 3,388,236 | 34.8 |
| **40** | 0.02581 | 2,476 | 0.00523 | 95,938 | 473,500 | 0.96648 | 2,904,947 | 30.3 |
| **45** | 0.04145 | 3,874 | 0.00846 | 93,462 | 457,627 | 0.95017 | 2,431,447 | 26.0 |
| **50** | 0.05858 | 5,249 | 0.01207 | 89,588 | 434,821 | 0.92323 | 1,973,820 | 22.0 |
| **55** | 0.09609 | 8,104 | 0.02019 | 84,340 | 401,439 | 0.88237 | 1,538,999 | 18.2 |
| **60** | 0.14147 | 10,785 | 0.03045 | 76,236 | 354,216 | 0.82736 | 1,137,560 | 14.9 |
| **65** | 0.20896 | 13,676 | 0.04667 | 65,451 | 293,063 | 0.76214 | 783,343 | 12.0 |
| **70** | 0.27439 | 14,206 | 0.06360 | 51,774 | 223,356 | 0.67394 | 490,280 | 9.5 |
| **75** | 0.39726 | 14,924 | 0.09915 | 37,568 | 150,530 | 0.43606 [c] | 266,924 | 7.1 |
| **80+** | 1.00000 | 22,644 | 0.19454 | 22,644 | 116,394 | - | 116,394 | 5.1 |
| **Perempuan** *Female* | | | | | | | | |
| **0** | 0.00781 | 781 | 0.00787 | 100,000 | 99,276 | 0.99150 [a] | 7,247,152 | 72.5 |
| **1** | 0.00162 | 160 | 0.00040 | 99,219 | 396,476 | 0.99894 [b] | 7,147,876 | 72.0 |
| **5** | 0.00027 | 27 | 0.00005 | 99,058 | 495,225 | 0.99973 | 6,751,400 | 68.2 |
| **10** | 0.00027 | 27 | 0.00005 | 99,031 | 495,090 | 0.99836 | 6,256,175 | 63.2 |
| **15** | 0.00301 | 298 | 0.00060 | 99,005 | 494,278 | 0.99723 | 5,761,085 | 58.2 |
| **20** | 0.00253 | 250 | 0.00051 | 98,707 | 492,908 | 0.99799 | 5,266,807 | 53.4 |
| **25** | 0.00148 | 146 | 0.00030 | 98,457 | 491,919 | 0.99816 | 4,773,898 | 48.5 |
| **30** | 0.00221 | 217 | 0.00044 | 98,311 | 491,013 | 0.99625 | 4,281,979 | 43.6 |
| **35** | 0.00530 | 520 | 0.00106 | 98,094 | 489,171 | 0.99268 | 3,790,966 | 38.6 |
| **40** | 0.00934 | 912 | 0.00188 | 97,574 | 485,591 | 0.98077 | 3,301,796 | 33.8 |
| **45** | 0.02920 | 2,823 | 0.00593 | 96,662 | 476,255 | 0.96524 | 2,816,205 | 29.1 |
| **50** | 0.04049 | 3,799 | 0.00826 | 93,840 | 459,700 | 0.94409 | 2,339,950 | 24.9 |
| **55** | 0.07199 | 6,482 | 0.01494 | 90,040 | 433,996 | 0.90891 | 1,880,251 | 20.9 |
| **60** | 0.11168 | 9,331 | 0.02366 | 83,558 | 394,461 | 0.87045 | 1,446,255 | 17.3 |
| **65** | 0.14967 | 11,109 | 0.03235 | 74,227 | 343,360 | 0.82863 | 1,051,794 | 14.2 |
| **70** | 0.19689 | 12,427 | 0.04368 | 63,117 | 284,518 | 0.75522 | 708,434 | 11.2 |
| **75** | 0.30441 | 15,431 | 0.07181 | 50,690 | 214,873 | 0.49312 [c] | 423,916 | 8.4 |
| **80+** | 1.00000 | 35,259 | 0.16867 | 35,259 | 209,042 | - | 209,042 | 5.9 |

**Nota:** [a] **Daripada umur 0 hingga kumpulan umur 1-4**
*Notes:* *From age of 0 to age group 1-4*

[b] **Daripada umur 0, kumpulan umur 1-4 hingga kumpulan umur 5-9**
*From age of 0, age group 1-4 to age group 5-9*

[c] **Daripada umur 75 hingga 80+**
*From age of 75 to 80+*

**Jadual 3.10.13: Jadual hayat ringkas mengikut jantina dan umur, Kudat, Sabah, 2024**
*Table 3.10.13: Abridged life table by sex and age, Kudat, Sabah, 2024*

| **Umur** *Age* | **Kebarangkalian mati di antara umur x dan umur x+n** *Probability of dying between age x and age x+n* | **Bilangan kematian di antara umur x dan umur x+n** *Number of deaths between age x and age x+n* | **Kadar tengah mortaliti di antara umur x dan umur x+n** *Central mortality rate between age x and age x+n* | **Penakat (orang yang masih hidup) pada umur tepat x** *Survivors at exact age x* | **Bilangan orang hidup-tahun di antara umur x dan umur x+n** *Number of person-years lived between age x and age x+n* | **Nisbah ketakatan** *Survival ratio* | **Jumlah bilangan orang hidup-tahun selepas umur tepat x** *Total number of person-years lived after exact age x* | **Jangkaan hayat** *Life expectancy* |
|---|---|---|---|---|---|---|---|---|
| **x** | $_nq_x$ | $_nd_x$ | $_nm_x$ | $l_x$ | $_nL_x$ | $_nS_x$ | $T_x$ | $e_x$ |
| **Lelaki dan Perempuan** *Both sexes* | | | | | | | | |
| **0** | 0.00922 | 922 | 0.00930 | 100,000 | 99,150 | 0.98955 [a] | 7,237,290 | 72.4 |
| **1** | 0.00279 | 277 | 0.00070 | 99,078 | 395,624 | 0.99759 [b] | 7,138,140 | 72.0 |
| **5** | 0.00173 | 171 | 0.00035 | 98,801 | 493,579 | 0.99825 | 6,742,516 | 68.2 |
| **10** | 0.00177 | 174 | 0.00035 | 98,630 | 492,715 | 0.99748 | 6,248,937 | 63.4 |
| **15** | 0.00328 | 323 | 0.00066 | 98,456 | 491,472 | 0.99604 | 5,756,223 | 58.5 |
| **20** | 0.00464 | 456 | 0.00093 | 98,133 | 489,525 | 0.99394 | 5,264,751 | 53.6 |
| **25** | 0.00748 | 731 | 0.00150 | 97,677 | 486,558 | 0.99206 | 4,775,226 | 48.9 |
| **30** | 0.00841 | 815 | 0.00169 | 96,946 | 482,693 | 0.99135 | 4,288,667 | 44.2 |
| **35** | 0.00890 | 856 | 0.00179 | 96,131 | 478,516 | 0.98707 | 3,805,974 | 39.6 |
| **40** | 0.01699 | 1,618 | 0.00343 | 95,275 | 472,331 | 0.97931 | 3,327,458 | 34.9 |
| **45** | 0.02446 | 2,291 | 0.00495 | 93,657 | 462,558 | 0.96430 | 2,855,127 | 30.5 |
| **50** | 0.04722 | 4,314 | 0.00967 | 91,366 | 446,045 | 0.94452 | 2,392,569 | 26.2 |
| **55** | 0.06414 | 5,584 | 0.01325 | 87,052 | 421,300 | 0.91807 | 1,946,525 | 22.4 |
| **60** | 0.10092 | 8,222 | 0.02126 | 81,468 | 386,785 | 0.89161 | 1,525,225 | 18.7 |
| **65** | 0.11669 | 8,547 | 0.02478 | 73,246 | 344,861 | 0.85727 | 1,138,440 | 15.5 |
| **70** | 0.17221 | 11,142 | 0.03769 | 64,699 | 295,639 | 0.80239 | 793,579 | 12.3 |
| **75** | 0.22828 | 12,226 | 0.05154 | 53,557 | 237,219 | 0.52360 [c] | 497,940 | 9.3 |
| **80+** | 1.00000 | 41,331 | 0.15852 | 41,331 | 260,721 | - | 260,721 | 6.3 |
| **Lelaki** *Male* | | | | | | | | |
| **0** | 0.01040 | 1,040 | 0.01051 | 100,000 | 99,035 | 0.98829 [a] | 6,931,647 | 69.3 |
| **1** | 0.00310 | 306 | 0.00078 | 98,960 | 395,109 | 0.99676 [b] | 6,832,612 | 69.0 |
| **5** | 0.00293 | 289 | 0.00059 | 98,653 | 492,543 | 0.99744 | 6,437,503 | 65.3 |
| **10** | 0.00219 | 216 | 0.00044 | 98,364 | 491,281 | 0.99675 | 5,944,960 | 60.4 |
| **15** | 0.00431 | 423 | 0.00086 | 98,148 | 489,684 | 0.99516 | 5,453,679 | 55.6 |
| **20** | 0.00537 | 525 | 0.00108 | 97,725 | 487,314 | 0.99182 | 4,963,996 | 50.8 |
| **25** | 0.01101 | 1,070 | 0.00221 | 97,200 | 483,327 | 0.98991 | 4,476,682 | 46.1 |
| **30** | 0.00917 | 882 | 0.00184 | 96,130 | 478,448 | 0.98893 | 3,993,355 | 41.5 |
| **35** | 0.01299 | 1,237 | 0.00261 | 95,249 | 473,151 | 0.98253 | 3,514,907 | 36.9 |
| **40** | 0.02202 | 2,070 | 0.00445 | 94,012 | 464,884 | 0.97269 | 3,041,756 | 32.4 |
| **45** | 0.03273 | 3,009 | 0.00665 | 91,942 | 452,186 | 0.95606 | 2,576,872 | 28.0 |
| **50** | 0.05552 | 4,938 | 0.01142 | 88,933 | 432,319 | 0.92640 | 2,124,686 | 23.9 |
| **55** | 0.09273 | 7,789 | 0.01945 | 83,995 | 400,502 | 0.88653 | 1,692,367 | 20.1 |
| **60** | 0.13634 | 10,390 | 0.02926 | 76,206 | 355,056 | 0.86341 | 1,291,865 | 17.0 |
| **65** | 0.13689 | 9,009 | 0.02939 | 65,816 | 306,558 | 0.82805 | 936,809 | 14.2 |
| **70** | 0.21257 | 12,076 | 0.04757 | 56,807 | 253,845 | 0.75701 | 630,251 | 11.1 |
| **75** | 0.28161 | 12,597 | 0.06555 | 44,731 | 192,164 | 0.48947 [c] | 376,406 | 8.4 |
| **80+** | 1.00000 | 32,135 | 0.17442 | 32,135 | 184,241 | - | 184,241 | 5.7 |
| **Perempuan** *Female* | | | | | | | | |
| **0** | 0.00784 | 784 | 0.00790 | 100,000 | 99,273 | 0.99105 [a] | 7,612,273 | 76.1 |
| **1** | 0.00247 | 245 | 0.00062 | 99,216 | 396,252 | 0.99842 [b] | 7,513,000 | 75.7 |
| **5** | 0.00045 | 45 | 0.00009 | 98,970 | 494,741 | 0.99911 | 7,116,748 | 71.9 |
| **10** | 0.00134 | 132 | 0.00027 | 98,926 | 494,299 | 0.99825 | 6,622,007 | 66.9 |
| **15** | 0.00216 | 213 | 0.00043 | 98,794 | 493,435 | 0.99699 | 6,127,708 | 62.0 |
| **20** | 0.00386 | 380 | 0.00077 | 98,580 | 491,951 | 0.99616 | 5,634,272 | 57.2 |
| **25** | 0.00382 | 375 | 0.00077 | 98,200 | 490,062 | 0.99428 | 5,142,322 | 52.4 |
| **30** | 0.00763 | 747 | 0.00153 | 97,825 | 487,258 | 0.99371 | 4,652,259 | 47.6 |
| **35** | 0.00494 | 480 | 0.00099 | 97,078 | 484,191 | 0.99163 | 4,165,002 | 42.9 |
| **40** | 0.01182 | 1,142 | 0.00238 | 96,598 | 480,136 | 0.98598 | 3,680,811 | 38.1 |
| **45** | 0.01625 | 1,551 | 0.00328 | 95,456 | 473,404 | 0.97255 | 3,200,675 | 33.5 |
| **50** | 0.03883 | 3,646 | 0.00792 | 93,905 | 460,410 | 0.96314 | 2,727,271 | 29.0 |
| **55** | 0.03480 | 3,141 | 0.00708 | 90,259 | 443,441 | 0.95103 | 2,266,861 | 25.1 |
| **60** | 0.06365 | 5,545 | 0.01315 | 87,118 | 421,727 | 0.92127 | 1,823,420 | 20.9 |
| **65** | 0.09484 | 7,737 | 0.01991 | 81,573 | 388,524 | 0.88962 | 1,401,693 | 17.2 |
| **70** | 0.12755 | 9,418 | 0.02725 | 73,836 | 345,638 | 0.84985 | 1,013,169 | 13.7 |
| **75** | 0.17606 | 11,341 | 0.03861 | 64,419 | 293,741 | 0.55996 [c] | 667,531 | 10.4 |
| **80+** | 1.00000 | 53,078 | 0.14200 | 53,078 | 373,790 | - | 373,790 | 7.0 |

**Nota:** *Notes:*
[a] **Daripada umur 0 hingga kumpulan umur 1-4** *From age of 0 to age group 1-4*
[b] **Daripada umur 0, kumpulan umur 1-4 hingga kumpulan umur 5-9** *From age of 0, age group 1-4 to age group 5-9*
[c] **Daripada umur 75 hingga 80+** *From age of 75 to 80+*

**Jadual 3.10.14: Jadual hayat ringkas mengikut jantina dan umur, Kota Marudu, Sabah, 2024**
*Table 3.10.14: Abridged life table by sex and age, Kota Marudu, Sabah, 2024*

| Umur *Age* | Kebarangkalian mati di antara umur x dan umur x+n *Probability of dying between age x and age x+n* | Bilangan kematian di antara umur x dan umur x+n *Number of deaths between age x and age x+n* | Kadar tengah mortaliti di antara umur x dan umur x+n *Central mortality rate between age x and age x+n* | Penakat (orang yang masih hidup) pada umur tepat x *Survivors at exact age x* | Bilangan orang hidup-tahun di antara umur x dan umur x+n *Number of person-years lived between age x and age x+n* | Nisbah ketakatan *Survival ratio* | Jumlah bilangan orang hidup-tahun selepas umur tepat x *Total number of person-years lived after exact age x* | Jangkaan hayat *Life expectancy* |
|---|---|---|---|---|---|---|---|---|
| x | $_nq_x$ | $_nd_x$ | $_nm_x$ | $l_x$ | $_nL_x$ | $_nS_x$ | $T_x$ | $e_x$ |
| **Lelaki dan Perempuan** *Both sexes* | | | | | | | | |
| **0** | 0.00947 | 947 | 0.00956 | 100,000 | 99,127 | 0.98920 [a] | 7,022,304 | 70.2 |
| **1** | 0.00300 | 297 | 0.00075 | 99,053 | 395,471 | 0.99746 [b] | 6,923,177 | 69.9 |
| **5** | 0.00176 | 174 | 0.00035 | 98,756 | 493,342 | 0.99701 | 6,527,707 | 66.1 |
| **10** | 0.00423 | 417 | 0.00085 | 98,581 | 491,865 | 0.99603 | 6,034,364 | 61.2 |
| **15** | 0.00370 | 363 | 0.00074 | 98,164 | 489,914 | 0.99624 | 5,542,500 | 56.5 |
| **20** | 0.00382 | 374 | 0.00077 | 97,801 | 488,071 | 0.99479 | 5,052,586 | 51.7 |
| **25** | 0.00661 | 644 | 0.00133 | 97,427 | 485,526 | 0.99219 | 4,564,515 | 46.9 |
| **30** | 0.00902 | 873 | 0.00181 | 96,783 | 481,733 | 0.98723 | 4,078,989 | 42.1 |
| **35** | 0.01654 | 1,587 | 0.00334 | 95,910 | 475,583 | 0.97918 | 3,597,256 | 37.5 |
| **40** | 0.02517 | 2,374 | 0.00510 | 94,323 | 465,682 | 0.96555 | 3,121,673 | 33.1 |
| **45** | 0.04398 | 4,044 | 0.00899 | 91,949 | 449,638 | 0.95046 | 2,655,991 | 28.9 |
| **50** | 0.05536 | 4,867 | 0.01139 | 87,906 | 427,363 | 0.93569 | 2,206,353 | 25.1 |
| **55** | 0.07378 | 6,127 | 0.01532 | 83,039 | 399,880 | 0.91073 | 1,778,990 | 21.4 |
| **60** | 0.10600 | 8,152 | 0.02239 | 76,913 | 364,182 | 0.87812 | 1,379,110 | 17.9 |
| **65** | 0.13964 | 9,602 | 0.03003 | 68,760 | 319,796 | 0.84742 | 1,014,928 | 14.8 |
| **70** | 0.16762 | 9,916 | 0.03659 | 59,158 | 271,001 | 0.78285 | 695,132 | 11.8 |
| **75** | 0.27665 | 13,623 | 0.06421 | 49,242 | 212,154 | 0.49979 [c] | 424,131 | 8.6 |
| **80+** | 1.00000 | 35,619 | 0.16803 | 35,619 | 211,977 | - | 211,977 | 6.0 |
| **Lelaki** *Male* | | | | | | | | |
| **0** | 0.01245 | 1,245 | 0.01259 | 100,000 | 98,852 | 0.98618 [a] | 6,698,079 | 67.0 |
| **1** | 0.00332 | 328 | 0.00083 | 98,755 | 394,239 | 0.99664 [b] | 6,599,227 | 66.8 |
| **5** | 0.00286 | 281 | 0.00057 | 98,427 | 491,434 | 0.99590 | 6,204,988 | 63.0 |
| **10** | 0.00534 | 524 | 0.00107 | 98,146 | 489,419 | 0.99497 | 5,713,554 | 58.2 |
| **15** | 0.00472 | 461 | 0.00095 | 97,622 | 486,957 | 0.99454 | 5,224,135 | 53.5 |
| **20** | 0.00620 | 602 | 0.00124 | 97,161 | 484,299 | 0.99253 | 4,737,178 | 48.8 |
| **25** | 0.00874 | 844 | 0.00176 | 96,559 | 480,682 | 0.98932 | 4,252,879 | 44.0 |
| **30** | 0.01263 | 1,208 | 0.00254 | 95,714 | 475,550 | 0.98232 | 3,772,196 | 39.4 |
| **35** | 0.02281 | 2,155 | 0.00461 | 94,506 | 467,141 | 0.97186 | 3,296,646 | 34.9 |
| **40** | 0.03359 | 3,102 | 0.00683 | 92,351 | 453,998 | 0.95297 | 2,829,505 | 30.6 |
| **45** | 0.06094 | 5,439 | 0.01257 | 89,249 | 432,646 | 0.92790 | 2,375,507 | 26.6 |
| **50** | 0.08398 | 7,038 | 0.01753 | 83,810 | 401,453 | 0.91251 | 1,942,861 | 23.2 |
| **55** | 0.09131 | 7,010 | 0.01914 | 76,771 | 366,332 | 0.88529 | 1,541,408 | 20.1 |
| **60** | 0.14046 | 9,799 | 0.03021 | 69,761 | 324,309 | 0.84568 | 1,175,076 | 16.8 |
| **65** | 0.17044 | 10,220 | 0.03726 | 59,962 | 274,263 | 0.83544 | 850,767 | 14.2 |
| **70** | 0.15748 | 7,833 | 0.03419 | 49,743 | 229,129 | 0.78416 | 576,504 | 11.6 |
| **75** | 0.28512 | 11,949 | 0.06650 | 41,909 | 179,673 | 0.48277 [c] | 347,375 | 8.3 |
| **80+** | 1.00000 | 29,960 | 0.17865 | 29,960 | 167,702 | - | 167,702 | 5.6 |
| **Perempuan** *Female* | | | | | | | | |
| **0** | 0.00608 | 608 | 0.00611 | 100,000 | 99,434 | 0.99269 [a] | 7,398,976 | 74.0 |
| **1** | 0.00266 | 265 | 0.00067 | 99,392 | 396,910 | 0.99831 [b] | 7,299,543 | 73.4 |
| **5** | 0.00053 | 53 | 0.00011 | 99,127 | 495,504 | 0.99820 | 6,902,632 | 69.6 |
| **10** | 0.00306 | 303 | 0.00061 | 99,074 | 494,614 | 0.99718 | 6,407,128 | 64.7 |
| **15** | 0.00259 | 256 | 0.00052 | 98,771 | 493,218 | 0.99813 | 5,912,514 | 59.9 |
| **20** | 0.00116 | 114 | 0.00023 | 98,516 | 492,293 | 0.99725 | 5,419,297 | 55.0 |
| **25** | 0.00435 | 428 | 0.00087 | 98,402 | 490,937 | 0.99510 | 4,927,003 | 50.1 |
| **30** | 0.00545 | 534 | 0.00109 | 97,973 | 488,532 | 0.99205 | 4,436,066 | 45.3 |
| **35** | 0.01046 | 1,019 | 0.00210 | 97,440 | 484,649 | 0.98646 | 3,947,534 | 40.5 |
| **40** | 0.01665 | 1,605 | 0.00336 | 96,420 | 478,088 | 0.97847 | 3,462,885 | 35.9 |
| **45** | 0.02649 | 2,512 | 0.00537 | 94,815 | 467,795 | 0.97298 | 2,984,797 | 31.5 |
| **50** | 0.02755 | 2,543 | 0.00559 | 92,303 | 455,156 | 0.95838 | 2,517,002 | 27.3 |
| **55** | 0.05607 | 5,033 | 0.01154 | 89,760 | 436,215 | 0.93726 | 2,061,846 | 23.0 |
| **60** | 0.06980 | 5,914 | 0.01446 | 84,726 | 408,848 | 0.91394 | 1,625,631 | 19.2 |
| **65** | 0.10354 | 8,160 | 0.02184 | 78,813 | 373,662 | 0.86051 | 1,216,784 | 15.4 |
| **70** | 0.17959 | 12,688 | 0.03946 | 70,652 | 321,540 | 0.78059 | 843,121 | 11.9 |
| **75** | 0.26795 | 15,532 | 0.06188 | 57,964 | 250,990 | 0.51879 [c] | 521,581 | 9.0 |
| **80+** | 1.00000 | 42,432 | 0.15681 | 42,432 | 270,591 | - | 270,591 | 6.4 |

**Nota:** [a] **Daripada umur 0 hingga kumpulan umur 1-4** [b] **Daripada umur 0, kumpulan umur 1-4 hingga kumpulan umur 5-9** [c] **Daripada umur 75 hingga 80+**
*Notes:* *From age of 0 to age group 1-4* *From age of 0, age group 1-4 to age group 5-9* *From age of 75 to 80+*

**Jadual 3.10.15: Jadual hayat ringkas mengikut jantina dan umur, Pitas, Sabah, 2024**
*Table 3.10.15: Abridged life table by sex and age, Pitas, Sabah, 2024*

| **Umur** *Age* | **Kebarangkalian mati di antara umur x dan umur x+n** *Probability of dying between age x and age x+n* | **Bilangan kematian di antara umur x dan umur x+n** *Number of deaths between age x and age x+n* | **Kadar tengah mortaliti di antara umur x dan umur x+n** *Central mortality rate between age x and age x+n* | **Penakat (orang yang masih hidup) pada umur tepat x** *Survivors at exact age x* | **Bilangan orang hidup-tahun di antara umur x dan umur x+n** *Number of person-years lived between age x and age x+n* | **Nisbah ketakatan** *Survival ratio* | **Jumlah bilangan orang hidup-tahun selepas umur tepat x** *Total number of person-years lived after exact age x* | **Jangkaan hayat** *Life expectancy* |
|---|---|---|---|---|---|---|---|---|
| **x** | $_nq_x$ | $_nd_x$ | $_nm_x$ | $l_x$ | $_nL_x$ | $_nS_x$ | $T_x$ | $e_x$ |
| **Lelaki dan Perempuan** *Both sexes* | | | | | | | | |
| **0** | 0.00697 | 697 | 0.00702 | 100,000 | 99,352 | 0.99227 [a] | 6,845,886 | 68.5 |
| **1** | 0.00172 | 171 | 0.00043 | 99,303 | 396,785 | 0.99853 [b] | 6,746,534 | 67.9 |
| **5** | 0.00102 | 101 | 0.00020 | 99,132 | 495,407 | 0.99766 | 6,349,749 | 64.1 |
| **10** | 0.00368 | 364 | 0.00074 | 99,031 | 494,245 | 0.99547 | 5,854,342 | 59.1 |
| **15** | 0.00539 | 532 | 0.00108 | 98,667 | 492,005 | 0.99316 | 5,360,096 | 54.3 |
| **20** | 0.00829 | 813 | 0.00166 | 98,135 | 488,641 | 0.99187 | 4,868,092 | 49.6 |
| **25** | 0.00797 | 775 | 0.00160 | 97,322 | 484,670 | 0.99117 | 4,379,451 | 45.0 |
| **30** | 0.00970 | 937 | 0.00195 | 96,546 | 480,389 | 0.98961 | 3,894,781 | 40.3 |
| **35** | 0.01108 | 1,059 | 0.00223 | 95,609 | 475,398 | 0.98468 | 3,414,392 | 35.7 |
| **40** | 0.01961 | 1,854 | 0.00396 | 94,550 | 468,114 | 0.97218 | 2,938,995 | 31.1 |
| **45** | 0.03619 | 3,355 | 0.00737 | 92,696 | 455,091 | 0.94312 | 2,470,881 | 26.7 |
| **50** | 0.07834 | 6,999 | 0.01631 | 89,341 | 429,206 | 0.92940 | 2,015,790 | 22.6 |
| **55** | 0.06220 | 5,122 | 0.01284 | 82,342 | 398,904 | 0.89582 | 1,586,584 | 19.3 |
| **60** | 0.14895 | 11,502 | 0.03219 | 77,220 | 357,346 | 0.83963 | 1,187,680 | 15.4 |
| **65** | 0.17379 | 11,422 | 0.03807 | 65,718 | 300,038 | 0.80230 | 830,334 | 12.6 |
| **70** | 0.22663 | 12,306 | 0.05112 | 54,297 | 240,721 | 0.68445 | 530,296 | 9.8 |
| **75** | 0.43053 | 18,078 | 0.10973 | 41,991 | 164,761 | 0.43103 [c] | 289,575 | 6.9 |
| **80+** | 1.00000 | 23,913 | 0.19159 | 23,913 | 124,815 | - | 124,815 | 5.2 |
| **Lelaki** *Male* | | | | | | | | |
| **0** | 0.01044 | 1,044 | 0.01055 | 100,000 | 99,031 | 0.98854 [a] | 6,652,986 | 66.5 |
| **1** | 0.00249 | 246 | 0.00062 | 98,956 | 395,236 | 0.99804 [b] | 6,553,955 | 66.2 |
| **5** | 0.00099 | 98 | 0.00020 | 98,709 | 493,301 | 0.99845 | 6,158,719 | 62.4 |
| **10** | 0.00210 | 207 | 0.00042 | 98,611 | 492,538 | 0.99492 | 5,665,418 | 57.5 |
| **15** | 0.00807 | 794 | 0.00162 | 98,404 | 490,036 | 0.99050 | 5,172,879 | 52.6 |
| **20** | 0.01094 | 1,068 | 0.00220 | 97,610 | 485,382 | 0.98913 | 4,682,843 | 48.0 |
| **25** | 0.01079 | 1,042 | 0.00217 | 96,542 | 480,107 | 0.98892 | 4,197,462 | 43.5 |
| **30** | 0.01136 | 1,085 | 0.00229 | 95,500 | 474,789 | 0.98794 | 3,717,355 | 38.9 |
| **35** | 0.01277 | 1,205 | 0.00257 | 94,415 | 469,063 | 0.98186 | 3,242,566 | 34.3 |
| **40** | 0.02358 | 2,198 | 0.00477 | 93,210 | 460,555 | 0.96561 | 2,773,503 | 29.8 |
| **45** | 0.04547 | 4,138 | 0.00931 | 91,012 | 444,715 | 0.93006 | 2,312,948 | 25.4 |
| **50** | 0.09558 | 8,303 | 0.02008 | 86,874 | 413,611 | 0.91072 | 1,868,234 | 21.5 |
| **55** | 0.08230 | 6,467 | 0.01717 | 78,570 | 376,686 | 0.87653 | 1,454,623 | 18.5 |
| **60** | 0.16833 | 12,137 | 0.03676 | 72,104 | 330,176 | 0.81713 | 1,077,938 | 14.9 |
| **65** | 0.20034 | 12,014 | 0.04453 | 59,966 | 269,798 | 0.78673 | 747,762 | 12.5 |
| **70** | 0.22944 | 11,002 | 0.05183 | 47,953 | 212,257 | 0.70233 | 477,964 | 10.0 |
| **75** | 0.38621 | 14,270 | 0.09573 | 36,950 | 149,076 | 0.43895 [c] | 265,707 | 7.2 |
| **80+** | 1.00000 | 22,680 | 0.19446 | 22,680 | 116,631 | - | 116,631 | 5.1 |
| **Perempuan** *Female* | | | | | | | | |
| **0** | 0.00349 | 349 | 0.00350 | 100,000 | 99,672 | 0.99611 [a] | 7,069,332 | 70.7 |
| **1** | 0.00089 | 89 | 0.00022 | 99,651 | 398,382 | 0.99899 [b] | 6,969,660 | 69.9 |
| **5** | 0.00104 | 104 | 0.00021 | 99,562 | 497,550 | 0.99686 | 6,571,278 | 66.0 |
| **10** | 0.00525 | 522 | 0.00105 | 99,458 | 495,986 | 0.99609 | 6,073,728 | 61.1 |
| **15** | 0.00256 | 254 | 0.00051 | 98,936 | 494,046 | 0.99610 | 5,577,742 | 56.4 |
| **20** | 0.00524 | 517 | 0.00105 | 98,682 | 492,120 | 0.99493 | 5,083,696 | 51.5 |
| **25** | 0.00489 | 480 | 0.00098 | 98,166 | 489,627 | 0.99358 | 4,591,576 | 46.8 |
| **30** | 0.00796 | 778 | 0.00160 | 97,685 | 486,482 | 0.99133 | 4,101,949 | 42.0 |
| **35** | 0.00938 | 909 | 0.00188 | 96,908 | 482,266 | 0.98767 | 3,615,467 | 37.3 |
| **40** | 0.01531 | 1,470 | 0.00309 | 95,999 | 476,318 | 0.97953 | 3,133,201 | 32.6 |
| **45** | 0.02571 | 2,430 | 0.00521 | 94,529 | 466,568 | 0.95721 | 2,656,883 | 28.1 |
| **50** | 0.06033 | 5,556 | 0.01244 | 92,099 | 446,602 | 0.94945 | 2,190,316 | 23.8 |
| **55** | 0.04014 | 3,474 | 0.00819 | 86,542 | 424,027 | 0.91673 | 1,743,713 | 20.1 |
| **60** | 0.12821 | 10,650 | 0.02740 | 83,068 | 388,718 | 0.86440 | 1,319,686 | 15.9 |
| **65** | 0.14409 | 10,435 | 0.03106 | 72,419 | 336,006 | 0.81930 | 930,969 | 12.9 |
| **70** | 0.22346 | 13,851 | 0.05031 | 61,984 | 275,291 | 0.66864 | 594,963 | 9.6 |
| **75** | 0.47030 | 22,637 | 0.12298 | 48,133 | 184,071 | 0.42419 [c] | 319,672 | 6.6 |
| **80+** | 1.00000 | 25,496 | 0.18802 | 25,496 | 135,600 | - | 135,600 | 5.3 |

**Nota:** *Notes:*
[a] **Daripada umur 0 hingga kumpulan umur 1-4** *From age of 0 to age group 1-4*
[b] **Daripada umur 0, kumpulan umur 1-4 hingga kumpulan umur 5-9** *From age of 0, age group 1-4 to age group 5-9*
[c] **Daripada umur 75 hingga 80+** *From age of 75 to 80+*

**Jadual 3.10.16: Jadual hayat ringkas mengikut jantina dan umur, Beaufort, Sabah, 2024**
*Table 3.10.16: Abridged life table by sex and age, Beaufort, Sabah, 2024*

| **Umur** *Age* | **Kebarangkalian mati di antara umur x dan umur x+n** *Probability of dying between age x and age x+n* | **Bilangan kematian di antara umur x dan umur x+n** *Number of deaths between age x and age x+n* | **Kadar tengah mortaliti di antara umur x dan umur x+n** *Central mortality rate between age x and age x+n* | **Penakat (orang yang masih hidup) pada umur tepat x** *Survivors at exact age x* | **Bilangan orang hidup-tahun di antara umur x dan umur x+n** *Number of person-years lived between age x and age x+n* | **Nisbah ketakatan** *Survival ratio* | **Jumlah bilangan orang hidup-tahun selepas umur tepat x** *Total number of person-years lived after exact age x* | **Jangkaan hayat** *Life expectancy* |
|---|---|---|---|---|---|---|---|---|
| **x** | $_nq_x$ | $_nd_x$ | $_nm_x$ | $l_x$ | $_nL_x$ | $_nS_x$ | $T_x$ | $e_x$ |
| **Lelaki dan Perempuan** *Both sexes* | | | | | | | | |
| **0** | 0.01465 | 1,465 | 0.01485 | 100,000 | 98,673 | 0.98503 [a] | 6,739,003 | 67.4 |
| **1** | 0.00121 | 119 | 0.00030 | 98,535 | 393,842 | 0.99883 [b] | 6,640,330 | 67.4 |
| **5** | 0.00057 | 56 | 0.00011 | 98,416 | 491,939 | 0.99901 | 6,246,488 | 63.5 |
| **10** | 0.00141 | 139 | 0.00028 | 98,360 | 491,451 | 0.99827 | 5,754,549 | 58.5 |
| **15** | 0.00204 | 201 | 0.00041 | 98,221 | 490,602 | 0.99672 | 5,263,098 | 53.6 |
| **20** | 0.00452 | 443 | 0.00091 | 98,020 | 488,992 | 0.99440 | 4,772,496 | 48.7 |
| **25** | 0.00669 | 653 | 0.00134 | 97,577 | 486,252 | 0.99137 | 4,283,503 | 43.9 |
| **30** | 0.01058 | 1,025 | 0.00213 | 96,924 | 482,056 | 0.98839 | 3,797,252 | 39.2 |
| **35** | 0.01265 | 1,213 | 0.00255 | 95,899 | 476,461 | 0.98264 | 3,315,196 | 34.6 |
| **40** | 0.02213 | 2,095 | 0.00448 | 94,686 | 468,191 | 0.97364 | 2,838,734 | 30.0 |
| **45** | 0.03069 | 2,841 | 0.00623 | 92,591 | 455,850 | 0.94563 | 2,370,543 | 25.6 |
| **50** | 0.07881 | 7,073 | 0.01641 | 89,749 | 431,063 | 0.91292 | 1,914,694 | 21.3 |
| **55** | 0.09605 | 7,941 | 0.02018 | 82,676 | 393,527 | 0.86232 | 1,483,631 | 17.9 |
| **60** | 0.18373 | 13,731 | 0.04046 | 74,735 | 339,348 | 0.80783 | 1,090,103 | 14.6 |
| **65** | 0.20251 | 12,354 | 0.04507 | 61,004 | 274,136 | 0.77794 | 750,755 | 12.3 |
| **70** | 0.24657 | 11,996 | 0.05625 | 48,650 | 213,261 | 0.69348 | 476,620 | 9.8 |
| **75** | 0.38610 | 14,152 | 0.09569 | 36,654 | 147,891 | 0.43844 [c] | 263,359 | 7.2 |
| **80+** | 1.00000 | 22,502 | 0.19488 | 22,502 | 115,467 | - | 115,467 | 5.1 |
| **Lelaki** *Male* | | | | | | | | |
| **0** | 0.01119 | 1,119 | 0.01131 | 100,000 | 98,964 | 0.98812 [a] | 6,578,742 | 65.8 |
| **1** | 0.00181 | 179 | 0.00045 | 98,881 | 395,097 | 0.99861 [b] | 6,479,778 | 65.5 |
| **5** | 0.00055 | 55 | 0.00011 | 98,702 | 493,373 | 0.99861 | 6,084,681 | 61.6 |
| **10** | 0.00222 | 219 | 0.00044 | 98,647 | 492,689 | 0.99717 | 5,591,308 | 56.7 |
| **15** | 0.00344 | 339 | 0.00069 | 98,428 | 491,295 | 0.99545 | 5,098,619 | 51.8 |
| **20** | 0.00566 | 555 | 0.00113 | 98,089 | 489,060 | 0.99261 | 4,607,325 | 47.0 |
| **25** | 0.00913 | 891 | 0.00183 | 97,535 | 485,447 | 0.98744 | 4,118,264 | 42.2 |
| **30** | 0.01602 | 1,549 | 0.00323 | 96,644 | 479,349 | 0.98596 | 3,632,818 | 37.6 |
| **35** | 0.01202 | 1,143 | 0.00242 | 95,095 | 472,619 | 0.97764 | 3,153,469 | 33.2 |
| **40** | 0.03282 | 3,084 | 0.00667 | 93,952 | 462,053 | 0.96692 | 2,680,850 | 28.5 |
| **45** | 0.03335 | 3,030 | 0.00678 | 90,869 | 446,769 | 0.93463 | 2,218,797 | 24.4 |
| **50** | 0.09849 | 8,652 | 0.02072 | 87,839 | 417,565 | 0.89784 | 1,772,028 | 20.2 |
| **55** | 0.10624 | 8,413 | 0.02244 | 79,187 | 374,904 | 0.84991 | 1,354,464 | 17.1 |
| **60** | 0.19916 | 14,095 | 0.04424 | 70,775 | 318,635 | 0.78400 | 979,560 | 13.8 |
| **65** | 0.23703 | 13,435 | 0.05378 | 56,679 | 249,811 | 0.76491 | 660,925 | 11.7 |
| **70** | 0.23256 | 10,057 | 0.05263 | 43,245 | 191,082 | 0.67703 | 411,114 | 9.5 |
| **75** | 0.44077 | 14,628 | 0.11307 | 33,188 | 129,369 | 0.41205 [c] | 220,032 | 6.6 |
| **80+** | 1.00000 | 18,560 | 0.20471 | 18,560 | 90,663 | - | 90,663 | 4.9 |
| **Perempuan** *Female* | | | | | | | | |
| **0** | 0.01811 | 1,811 | 0.01841 | 100,000 | 98,378 | 0.98197 [a] | 6,937,575 | 69.4 |
| **1** | 0.00061 | 60 | 0.00015 | 98,189 | 392,606 | 0.99902 [b] | 6,839,198 | 69.7 |
| **5** | 0.00059 | 58 | 0.00012 | 98,129 | 490,502 | 0.99942 | 6,446,592 | 65.7 |
| **10** | 0.00058 | 57 | 0.00012 | 98,072 | 490,217 | 0.99945 | 5,956,089 | 60.7 |
| **15** | 0.00053 | 52 | 0.00011 | 98,015 | 489,945 | 0.99812 | 5,465,873 | 55.8 |
| **20** | 0.00322 | 316 | 0.00065 | 97,963 | 489,025 | 0.99641 | 4,975,927 | 50.8 |
| **25** | 0.00395 | 386 | 0.00079 | 97,647 | 487,271 | 0.99567 | 4,486,902 | 46.0 |
| **30** | 0.00471 | 458 | 0.00094 | 97,261 | 485,161 | 0.99101 | 3,999,631 | 41.1 |
| **35** | 0.01329 | 1,287 | 0.00268 | 96,803 | 480,799 | 0.98821 | 3,514,469 | 36.3 |
| **40** | 0.01027 | 981 | 0.00206 | 95,516 | 475,129 | 0.98099 | 3,033,670 | 31.8 |
| **45** | 0.02783 | 2,631 | 0.00565 | 94,535 | 466,099 | 0.95813 | 2,558,541 | 27.1 |
| **50** | 0.05631 | 5,175 | 0.01159 | 91,904 | 446,583 | 0.93018 | 2,092,442 | 22.8 |
| **55** | 0.08413 | 7,297 | 0.01757 | 86,729 | 415,403 | 0.87704 | 1,645,859 | 19.0 |
| **60** | 0.16535 | 13,134 | 0.03605 | 79,432 | 364,326 | 0.83655 | 1,230,456 | 15.5 |
| **65** | 0.16117 | 10,685 | 0.03506 | 66,298 | 304,778 | 0.79421 | 866,130 | 13.1 |
| **70** | 0.25900 | 14,404 | 0.05951 | 55,613 | 242,057 | 0.70731 | 561,352 | 10.1 |
| **75** | 0.33816 | 13,936 | 0.08140 | 41,210 | 171,209 | 0.46379 [c] | 319,296 | 7.7 |
| **80+** | 1.00000 | 27,274 | 0.18417 | 27,274 | 148,087 | - | 148,087 | 5.4 |

**Nota:** *Notes:*
[a] **Daripada umur 0 hingga kumpulan umur 1-4** *From age of 0 to age group 1-4*
[b] **Daripada umur 0, kumpulan umur 1-4 hingga kumpulan umur 5-9** *From age of 0, age group 1-4 to age group 5-9*
[c] **Daripada umur 75 hingga 80+** *From age of 75 to 80+*

**Jadual 3.10.17: Jadual hayat ringkas mengikut jantina dan umur, Kuala Penyu, Sabah, 2024**
*Table 3.10.17: Abridged life table by sex and age, Kuala Penyu, Sabah, 2024*

| **Umur** *Age* | **Kebarangkalian mati di antara umur x dan umur x+n** *Probability of dying between age x and age x+n* | **Bilangan kematian di antara umur x dan umur x+n** *Number of deaths between age x and age x+n* | **Kadar tengah mortaliti di antara umur x dan umur x+n** *Central mortality rate between age x and age x+n* | **Penakat (orang yang masih hidup) pada umur tepat x** *Survivors at exact age x* | **Bilangan orang hidup-tahun di antara umur x dan umur x+n** *Number of person-years lived between age x and age x+n* | **Nisbah ketakatan** *Survival ratio* | **Jumlah bilangan orang hidup-tahun selepas umur tepat x** *Total number of person-years lived after exact age x* | **Jangkaan hayat** *Life expectancy* |
|---|---|---|---|---|---|---|---|---|
| **x** | $_nq_x$ | $_nd_x$ | $_nm_x$ | $l_x$ | $_nL_x$ | $_nS_x$ | $T_x$ | $e_x$ |
| **Lelaki dan Perempuan** *Both sexes* | | | | | | | | |
| **0** | 0.00784 | 784 | 0.00789 | 100,000 | 99,274 | 0.98927 [a] | 6,604,459 | 66.0 |
| **1** | 0.00609 | 604 | 0.00153 | 99,216 | 395,363 | 0.99682 [b] | 6,505,185 | 65.6 |
| **5** | 0.00000 | - | 0.00000 | 98,613 | 493,063 | 0.99858 | 6,109,822 | 62.0 |
| **10** | 0.00284 | 281 | 0.00057 | 98,613 | 492,362 | 0.99707 | 5,616,758 | 57.0 |
| **15** | 0.00302 | 297 | 0.00060 | 98,332 | 490,918 | 0.99583 | 5,124,396 | 52.1 |
| **20** | 0.00532 | 521 | 0.00107 | 98,035 | 488,873 | 0.99573 | 4,633,478 | 47.3 |
| **25** | 0.00322 | 314 | 0.00064 | 97,514 | 486,785 | 0.99432 | 4,144,606 | 42.5 |
| **30** | 0.00816 | 793 | 0.00164 | 97,200 | 484,019 | 0.98913 | 3,657,821 | 37.6 |
| **35** | 0.01361 | 1,312 | 0.00274 | 96,407 | 478,757 | 0.98208 | 3,173,802 | 32.9 |
| **40** | 0.02228 | 2,119 | 0.00451 | 95,096 | 470,180 | 0.96514 | 2,695,044 | 28.3 |
| **45** | 0.04773 | 4,438 | 0.00978 | 92,976 | 453,787 | 0.93769 | 2,224,864 | 23.9 |
| **50** | 0.07762 | 6,873 | 0.01615 | 88,538 | 425,511 | 0.90993 | 1,771,077 | 20.0 |
| **55** | 0.10356 | 8,458 | 0.02184 | 81,666 | 387,186 | 0.85228 | 1,345,566 | 16.5 |
| **60** | 0.19697 | 14,420 | 0.04370 | 73,208 | 329,992 | 0.78357 | 958,380 | 13.1 |
| **65** | 0.24066 | 14,148 | 0.05472 | 58,789 | 258,572 | 0.71939 | 628,388 | 10.7 |
| **70** | 0.33322 | 14,875 | 0.07997 | 44,640 | 186,014 | 0.60487 | 369,816 | 8.3 |
| **75** | 0.48798 | 14,525 | 0.12909 | 29,765 | 112,515 | 0.38785 [c] | 183,802 | 6.2 |
| **80+** | 1.00000 | 15,240 | 0.21379 | 15,240 | 71,287 | - | 71,287 | 4.7 |
| **Lelaki** *Male* | | | | | | | | |
| **0** | 0.00777 | 777 | 0.00782 | 100,000 | 99,274 | 0.98916 [a] | 6,324,889 | 63.2 |
| **1** | 0.00675 | 670 | 0.00170 | 99,223 | 395,305 | 0.99634 [b] | 6,225,616 | 62.7 |
| **5** | 0.00000 | - | 0.00000 | 98,553 | 492,766 | 0.99930 | 5,830,311 | 59.2 |
| **10** | 0.00141 | 139 | 0.00028 | 98,553 | 492,419 | 0.99690 | 5,337,545 | 54.2 |
| **15** | 0.00479 | 471 | 0.00096 | 98,415 | 490,895 | 0.99487 | 4,845,126 | 49.2 |
| **20** | 0.00547 | 536 | 0.00110 | 97,943 | 488,377 | 0.99571 | 4,354,230 | 44.5 |
| **25** | 0.00309 | 301 | 0.00062 | 97,407 | 486,284 | 0.99308 | 3,865,853 | 39.7 |
| **30** | 0.01076 | 1,045 | 0.00216 | 97,106 | 482,918 | 0.98651 | 3,379,569 | 34.8 |
| **35** | 0.01625 | 1,561 | 0.00328 | 96,061 | 476,401 | 0.97621 | 2,896,651 | 30.2 |
| **40** | 0.03145 | 2,972 | 0.00639 | 94,499 | 465,068 | 0.95419 | 2,420,250 | 25.6 |
| **45** | 0.06064 | 5,550 | 0.01251 | 91,528 | 443,764 | 0.91634 | 1,955,182 | 21.4 |
| **50** | 0.10816 | 9,299 | 0.02287 | 85,978 | 406,640 | 0.87341 | 1,511,419 | 17.6 |
| **55** | 0.14724 | 11,290 | 0.03179 | 76,678 | 355,165 | 0.81608 | 1,104,779 | 14.4 |
| **60** | 0.22693 | 14,838 | 0.05119 | 65,388 | 289,843 | 0.73643 | 749,614 | 11.5 |
| **65** | 0.31097 | 15,719 | 0.07364 | 50,549 | 213,449 | 0.65319 | 459,771 | 9.1 |
| **70** | 0.39884 | 13,892 | 0.09964 | 34,830 | 139,422 | 0.52077 | 246,321 | 7.1 |
| **75** | 0.61296 | 12,835 | 0.17677 | 20,939 | 72,607 | 0.32079 [c] | 106,899 | 5.1 |
| **80+** | 1.00000 | 8,104 | 0.23632 | 8,104 | 34,292 | - | 34,292 | 4.2 |
| **Perempuan** *Female* | | | | | | | | |
| **0** | 0.00791 | 791 | 0.00796 | 100,000 | 99,268 | 0.98956 [a] | 6,946,993 | 69.5 |
| **1** | 0.00538 | 533 | 0.00135 | 99,209 | 395,510 | 0.99718 [b] | 6,847,725 | 69.0 |
| **5** | 0.00000 | - | 0.00000 | 98,676 | 493,381 | 0.99784 | 6,452,215 | 65.4 |
| **10** | 0.00432 | 426 | 0.00087 | 98,676 | 492,315 | 0.99723 | 5,958,835 | 60.4 |
| **15** | 0.00122 | 120 | 0.00024 | 98,250 | 490,950 | 0.99680 | 5,466,520 | 55.6 |
| **20** | 0.00517 | 508 | 0.00104 | 98,130 | 489,381 | 0.99574 | 4,975,570 | 50.7 |
| **25** | 0.00335 | 327 | 0.00067 | 97,622 | 487,295 | 0.99572 | 4,486,188 | 46.0 |
| **30** | 0.00521 | 507 | 0.00104 | 97,296 | 485,210 | 0.99188 | 3,998,894 | 41.1 |
| **35** | 0.01104 | 1,068 | 0.00222 | 96,789 | 481,271 | 0.98812 | 3,513,684 | 36.3 |
| **40** | 0.01274 | 1,219 | 0.00256 | 95,720 | 475,552 | 0.97636 | 3,032,412 | 31.7 |
| **45** | 0.03468 | 3,277 | 0.00706 | 94,501 | 464,311 | 0.95947 | 2,556,860 | 27.1 |
| **50** | 0.04660 | 4,251 | 0.00954 | 91,224 | 445,490 | 0.94627 | 2,092,549 | 22.9 |
| **55** | 0.06120 | 5,323 | 0.01263 | 86,972 | 421,555 | 0.88761 | 1,647,059 | 18.9 |
| **60** | 0.16692 | 13,629 | 0.03642 | 81,650 | 374,176 | 0.83243 | 1,225,504 | 15.0 |
| **65** | 0.16835 | 11,451 | 0.03676 | 68,021 | 311,475 | 0.78471 | 851,328 | 12.5 |
| **70** | 0.27174 | 15,372 | 0.06289 | 56,569 | 244,417 | 0.67463 | 539,852 | 9.5 |
| **75** | 0.39900 | 16,438 | 0.09969 | 41,197 | 164,892 | 0.44187 [c] | 295,436 | 7.2 |
| **80+** | 1.00000 | 24,759 | 0.18966 | 24,759 | 130,544 | - | 130,544 | 5.3 |

**Nota:** [a] **Daripada umur 0 hingga kumpulan umur 1-4** [b] **Daripada umur 0, kumpulan umur 1-4 hingga kumpulan umur 5-9** [c] **Daripada umur 75 hingga 80+**
*Notes:* *From age of 0 to age group 1-4* *From age of 0, age group 1-4 to age group 5-9* *From age of 75 to 80+*

**Jadual 3.10.18: Jadual hayat ringkas mengikut jantina dan umur, Sipitang, Sabah, 2024**
*Table 3.10.18: Abridged life table by sex and age, Sipitang, Sabah, 2024*

| **Umur** *Age* | **Kebarangkalian mati di antara umur x dan umur x+n** *Probability of dying between age x and age x+n* | **Bilangan kematian di antara umur x dan umur x+n** *Number of deaths between age x and age x+n* | **Kadar tengah mortaliti di antara umur x dan umur x+n** *Central mortality rate between age x and age x+n* | **Penakat (orang yang masih hidup) pada umur tepat x** *Survivors at exact age x* | **Bilangan orang hidup-tahun di antara umur x dan umur x+n** *Number of person-years lived between age x and age x+n* | **Nisbah ketakatan** *Survival ratio* | **Jumlah bilangan orang hidup-tahun selepas umur tepat x** *Total number of person-years lived after exact age x* | **Jangkaan hayat** *Life expectancy* |
|---|---|---|---|---|---|---|---|---|
| **x** | $_nq_x$ | $_nd_x$ | $_nm_x$ | $l_x$ | $_nL_x$ | $_nS_x$ | $T_x$ | $e_x$ |
| **Lelaki dan Perempuan** *Both sexes* | | | | | | | | |
| **0** | 0.01222 | 1,222 | 0.01236 | 100,000 | 98,884 | 0.98799 [a] | 7,216,244 | 72.2 |
| **1** | 0.00000 | - | 0.00000 | 98,778 | 395,112 | 0.99916 [b] | 7,117,360 | 72.1 |
| **5** | 0.00126 | 124 | 0.00025 | 98,778 | 493,580 | 0.99849 | 6,722,248 | 68.1 |
| **10** | 0.00175 | 173 | 0.00035 | 98,654 | 492,837 | 0.99778 | 6,228,668 | 63.1 |
| **15** | 0.00270 | 265 | 0.00054 | 98,481 | 491,740 | 0.99735 | 5,735,831 | 58.2 |
| **20** | 0.00260 | 256 | 0.00052 | 98,215 | 490,437 | 0.99588 | 5,244,091 | 53.4 |
| **25** | 0.00564 | 553 | 0.00113 | 97,959 | 488,416 | 0.99367 | 4,753,654 | 48.5 |
| **30** | 0.00703 | 685 | 0.00141 | 97,407 | 485,323 | 0.99218 | 4,265,238 | 43.8 |
| **35** | 0.00861 | 833 | 0.00173 | 96,722 | 481,528 | 0.98932 | 3,779,915 | 39.1 |
| **40** | 0.01276 | 1,223 | 0.00257 | 95,889 | 476,387 | 0.98189 | 3,298,388 | 34.4 |
| **45** | 0.02354 | 2,228 | 0.00476 | 94,666 | 467,758 | 0.96543 | 2,822,000 | 29.8 |
| **50** | 0.04586 | 4,239 | 0.00939 | 92,437 | 451,589 | 0.94477 | 2,354,243 | 25.5 |
| **55** | 0.06504 | 5,737 | 0.01345 | 88,198 | 426,649 | 0.92027 | 1,902,654 | 21.6 |
| **60** | 0.09545 | 7,871 | 0.02005 | 82,461 | 392,630 | 0.86619 | 1,476,005 | 17.9 |
| **65** | 0.17621 | 13,144 | 0.03865 | 74,591 | 340,094 | 0.81937 | 1,083,374 | 14.5 |
| **70** | 0.18599 | 11,429 | 0.04101 | 61,447 | 278,663 | 0.80002 | 743,280 | 12.1 |
| **75** | 0.21717 | 10,862 | 0.04872 | 50,018 | 222,936 | 0.52017 [c] | 464,617 | 9.3 |
| **80+** | 1.00000 | 39,156 | 0.16202 | 39,156 | 241,681 | - | 241,681 | 6.2 |
| **Lelaki** *Male* | | | | | | | | |
| **0** | 0.01439 | 1,439 | 0.01458 | 100,000 | 98,682 | 0.98585 [a] | 7,039,362 | 70.4 |
| **1** | 0.00000 | - | 0.00000 | 98,561 | 394,245 | 0.99853 [b] | 6,940,681 | 70.4 |
| **5** | 0.00244 | 241 | 0.00049 | 98,561 | 492,203 | 0.99747 | 6,546,436 | 66.4 |
| **10** | 0.00261 | 256 | 0.00052 | 98,320 | 490,960 | 0.99687 | 6,054,233 | 61.6 |
| **15** | 0.00365 | 358 | 0.00073 | 98,064 | 489,424 | 0.99620 | 5,563,272 | 56.7 |
| **20** | 0.00396 | 387 | 0.00079 | 97,706 | 487,563 | 0.99426 | 5,073,848 | 51.9 |
| **25** | 0.00752 | 732 | 0.00151 | 97,319 | 484,766 | 0.99270 | 4,586,285 | 47.1 |
| **30** | 0.00708 | 684 | 0.00142 | 96,587 | 481,225 | 0.99137 | 4,101,519 | 42.5 |
| **35** | 0.01019 | 978 | 0.00205 | 95,903 | 477,071 | 0.98711 | 3,620,294 | 37.7 |
| **40** | 0.01561 | 1,482 | 0.00315 | 94,925 | 470,922 | 0.98306 | 3,143,224 | 33.1 |
| **45** | 0.01828 | 1,708 | 0.00369 | 93,443 | 462,946 | 0.96096 | 2,672,302 | 28.6 |
| **50** | 0.06019 | 5,521 | 0.01241 | 91,735 | 444,872 | 0.93238 | 2,209,355 | 24.1 |
| **55** | 0.07552 | 6,511 | 0.01570 | 86,214 | 414,792 | 0.91062 | 1,764,483 | 20.5 |
| **60** | 0.10438 | 8,320 | 0.02203 | 79,703 | 377,716 | 0.84158 | 1,349,692 | 16.9 |
| **65** | 0.21875 | 15,615 | 0.04912 | 71,383 | 317,879 | 0.79651 | 971,975 | 13.6 |
| **70** | 0.18395 | 10,258 | 0.04052 | 55,768 | 253,195 | 0.78810 | 654,096 | 11.7 |
| **75** | 0.24615 | 11,202 | 0.05614 | 45,510 | 199,543 | 0.50226 [c] | 400,901 | 8.8 |
| **80+** | 1.00000 | 34,307 | 0.17038 | 34,307 | 201,358 | - | 201,358 | 5.9 |
| **Perempuan** *Female* | | | | | | | | |
| **0** | 0.00988 | 988 | 0.00997 | 100,000 | 99,091 | 0.99028 [a] | 7,426,651 | 74.3 |
| **1** | 0.00000 | - | 0.00000 | 99,012 | 396,048 | 0.99984 [b] | 7,327,560 | 74.0 |
| **5** | 0.00000 | - | 0.00000 | 99,012 | 495,060 | 0.99956 | 6,931,512 | 70.0 |
| **10** | 0.00089 | 88 | 0.00018 | 99,012 | 494,841 | 0.99874 | 6,436,452 | 65.0 |
| **15** | 0.00163 | 161 | 0.00033 | 98,924 | 494,219 | 0.99870 | 5,941,611 | 60.1 |
| **20** | 0.00096 | 95 | 0.00019 | 98,763 | 493,578 | 0.99783 | 5,447,393 | 55.2 |
| **25** | 0.00338 | 334 | 0.00068 | 98,668 | 492,506 | 0.99483 | 4,953,815 | 50.2 |
| **30** | 0.00697 | 685 | 0.00140 | 98,334 | 489,958 | 0.99302 | 4,461,309 | 45.4 |
| **35** | 0.00699 | 682 | 0.00140 | 97,649 | 486,539 | 0.99168 | 3,971,351 | 40.7 |
| **40** | 0.00966 | 937 | 0.00194 | 96,967 | 482,490 | 0.98065 | 3,484,812 | 35.9 |
| **45** | 0.02913 | 2,797 | 0.00591 | 96,030 | 473,155 | 0.97037 | 3,002,321 | 31.3 |
| **50** | 0.03015 | 2,811 | 0.00612 | 93,233 | 459,134 | 0.95843 | 2,529,166 | 27.1 |
| **55** | 0.05333 | 4,822 | 0.01096 | 90,421 | 440,050 | 0.93104 | 2,070,032 | 22.9 |
| **60** | 0.08547 | 7,316 | 0.01786 | 85,599 | 409,703 | 0.89525 | 1,629,983 | 19.0 |
| **65** | 0.12583 | 9,851 | 0.02686 | 78,283 | 366,787 | 0.84525 | 1,220,280 | 15.6 |
| **70** | 0.18783 | 12,854 | 0.04146 | 68,432 | 310,026 | 0.80957 | 853,493 | 12.5 |
| **75** | 0.19363 | 10,762 | 0.04288 | 55,579 | 250,989 | 0.53817 [c] | 543,467 | 9.8 |
| **80+** | 1.00000 | 44,817 | 0.15323 | 44,817 | 292,478 | - | 292,478 | 6.5 |

**Nota:** [a] **Daripada umur 0 hingga kumpulan umur 1-4** *From age of 0 to age group 1-4*
[b] **Daripada umur 0, kumpulan umur 1-4 hingga kumpulan umur 5-9** *From age of 0, age group 1-4 to age group 5-9*
[c] **Daripada umur 75 hingga 80+** *From age of 75 to 80+*
*Notes:*

**Jadual 3.10.19: Jadual hayat ringkas mengikut jantina dan umur, Tenom, Sabah, 2024**
*Table 3.10.19: Abridged life table by sex and age, Tenom, Sabah, 2024*

| **Umur** *Age* | **Kebarangkalian mati di antara umur x dan umur x+n** *Probability of dying between age x and age x+n* | **Bilangan kematian di antara umur x dan umur x+n** *Number of deaths between age x and age x+n* | **Kadar tengah mortaliti di antara umur x dan umur x+n** *Central mortality rate between age x and age x+n* | **Penakat (orang yang masih hidup) pada umur tepat x** *Survivors at exact age x* | **Bilangan orang hidup-tahun di antara umur x dan umur x+n** *Number of person-years lived between age x and age x+n* | **Nisbah ketakatan** *Survival ratio* | **Jumlah bilangan orang hidup-tahun selepas umur tepat x** *Total number of person-years lived after exact age x* | **Jangkaan hayat** *Life expectancy* |
|---|---|---|---|---|---|---|---|---|
| **x** | $_nq_x$ | $_nd_x$ | $_nm_x$ | $l_x$ | $_nL_x$ | $_nS_x$ | $T_x$ | $e_x$ |
| **Lelaki dan Perempuan** *Both sexes* | | | | | | | | |
| **0** | 0.00847 | 847 | 0.00854 | 100,000 | 99,217 | 0.99047 [a] | 7,075,300 | 70.8 |
| **1** | 0.00240 | 238 | 0.00060 | 99,153 | 396,019 | 0.99746 [b] | 6,976,083 | 70.4 |
| **5** | 0.00241 | 238 | 0.00048 | 98,915 | 493,977 | 0.99723 | 6,580,064 | 66.5 |
| **10** | 0.00312 | 308 | 0.00063 | 98,676 | 492,611 | 0.99631 | 6,086,087 | 61.7 |
| **15** | 0.00426 | 419 | 0.00085 | 98,368 | 490,795 | 0.99611 | 5,593,476 | 56.9 |
| **20** | 0.00353 | 345 | 0.00071 | 97,950 | 488,885 | 0.99527 | 5,102,681 | 52.1 |
| **25** | 0.00594 | 580 | 0.00119 | 97,604 | 486,572 | 0.99253 | 4,613,796 | 47.3 |
| **30** | 0.00902 | 875 | 0.00181 | 97,025 | 482,935 | 0.99084 | 4,127,224 | 42.5 |
| **35** | 0.00931 | 895 | 0.00187 | 96,149 | 478,510 | 0.98746 | 3,644,289 | 37.9 |
| **40** | 0.01579 | 1,505 | 0.00318 | 95,254 | 472,511 | 0.97499 | 3,165,779 | 33.2 |
| **45** | 0.03438 | 3,223 | 0.00700 | 93,750 | 460,691 | 0.96038 | 2,693,268 | 28.7 |
| **50** | 0.04505 | 4,078 | 0.00922 | 90,527 | 442,439 | 0.93318 | 2,232,577 | 24.7 |
| **55** | 0.08963 | 7,748 | 0.01877 | 86,449 | 412,873 | 0.88318 | 1,790,138 | 20.7 |
| **60** | 0.14668 | 11,544 | 0.03166 | 78,701 | 364,644 | 0.85308 | 1,377,265 | 17.5 |
| **65** | 0.14721 | 9,886 | 0.03178 | 67,157 | 311,069 | 0.84806 | 1,012,621 | 15.1 |
| **70** | 0.15748 | 9,019 | 0.03419 | 57,271 | 263,805 | 0.80898 | 701,553 | 12.2 |
| **75** | 0.23084 | 11,138 | 0.05219 | 48,252 | 213,412 | 0.51248 [c] | 437,747 | 9.1 |
| **80+** | 1.00000 | 37,113 | 0.16544 | 37,113 | 224,335 | - | 224,335 | 6.0 |
| **Lelaki** *Male* | | | | | | | | |
| **0** | 0.01014 | 1,014 | 0.01024 | 100,000 | 99,058 | 0.98846 [a] | 6,843,690 | 68.4 |
| **1** | 0.00328 | 324 | 0.00082 | 98,986 | 395,171 | 0.99652 [b] | 6,744,631 | 68.1 |
| **5** | 0.00324 | 320 | 0.00065 | 98,661 | 492,508 | 0.99569 | 6,349,460 | 64.4 |
| **10** | 0.00538 | 529 | 0.00108 | 98,342 | 490,387 | 0.99490 | 5,856,952 | 59.6 |
| **15** | 0.00481 | 471 | 0.00097 | 97,813 | 487,887 | 0.99558 | 5,366,566 | 54.9 |
| **20** | 0.00402 | 391 | 0.00080 | 97,342 | 485,733 | 0.99458 | 4,878,679 | 50.1 |
| **25** | 0.00684 | 663 | 0.00137 | 96,951 | 483,098 | 0.99044 | 4,392,946 | 45.3 |
| **30** | 0.01231 | 1,185 | 0.00248 | 96,288 | 478,479 | 0.98858 | 3,909,848 | 40.6 |
| **35** | 0.01053 | 1,001 | 0.00212 | 95,103 | 473,013 | 0.98490 | 3,431,369 | 36.1 |
| **40** | 0.01971 | 1,855 | 0.00398 | 94,102 | 465,873 | 0.96965 | 2,958,355 | 31.4 |
| **45** | 0.04119 | 3,800 | 0.00841 | 92,247 | 451,736 | 0.95360 | 2,492,482 | 27.0 |
| **50** | 0.05183 | 4,584 | 0.01064 | 88,447 | 430,775 | 0.91623 | 2,040,746 | 23.1 |
| **55** | 0.11745 | 9,850 | 0.02496 | 83,863 | 394,691 | 0.85006 | 1,609,971 | 19.2 |
| **60** | 0.18676 | 13,823 | 0.04120 | 74,013 | 335,510 | 0.82936 | 1,215,280 | 16.4 |
| **65** | 0.15082 | 9,078 | 0.03262 | 60,191 | 278,259 | 0.84083 | 879,770 | 14.6 |
| **70** | 0.16900 | 8,638 | 0.03692 | 51,113 | 233,969 | 0.79385 | 601,510 | 11.8 |
| **75** | 0.25087 | 10,655 | 0.05737 | 42,475 | 185,735 | 0.49466 [c] | 367,541 | 8.7 |
| **80+** | 1.00000 | 31,819 | 0.17502 | 31,819 | 181,806 | - | 181,806 | 5.7 |
| **Perempuan** *Female* | | | | | | | | |
| **0** | 0.00668 | 668 | 0.00672 | 100,000 | 99,379 | 0.99270 [a] | 7,338,961 | 73.4 |
| **1** | 0.00144 | 143 | 0.00036 | 99,332 | 396,972 | 0.99845 [b] | 7,239,582 | 72.9 |
| **5** | 0.00147 | 146 | 0.00029 | 99,189 | 495,580 | 0.99891 | 6,842,610 | 69.0 |
| **10** | 0.00072 | 71 | 0.00014 | 99,043 | 495,038 | 0.99783 | 6,347,030 | 64.1 |
| **15** | 0.00362 | 359 | 0.00073 | 98,972 | 493,964 | 0.99670 | 5,851,992 | 59.1 |
| **20** | 0.00298 | 294 | 0.00060 | 98,613 | 492,332 | 0.99601 | 5,358,029 | 54.3 |
| **25** | 0.00500 | 492 | 0.00100 | 98,319 | 490,367 | 0.99462 | 4,865,697 | 49.5 |
| **30** | 0.00575 | 563 | 0.00115 | 97,827 | 487,731 | 0.99308 | 4,375,329 | 44.7 |
| **35** | 0.00809 | 787 | 0.00162 | 97,265 | 484,357 | 0.99005 | 3,887,599 | 40.0 |
| **40** | 0.01182 | 1,141 | 0.00238 | 96,478 | 479,538 | 0.98040 | 3,403,242 | 35.3 |
| **45** | 0.02746 | 2,618 | 0.00557 | 95,337 | 470,142 | 0.96711 | 2,923,704 | 30.7 |
| **50** | 0.03846 | 3,566 | 0.00784 | 92,719 | 454,681 | 0.95058 | 2,453,563 | 26.5 |
| **55** | 0.06082 | 5,422 | 0.01254 | 89,153 | 432,211 | 0.91766 | 1,998,882 | 22.4 |
| **60** | 0.10526 | 8,814 | 0.02222 | 83,731 | 396,621 | 0.87685 | 1,566,671 | 18.7 |
| **65** | 0.14314 | 10,724 | 0.03083 | 74,917 | 347,778 | 0.85614 | 1,170,050 | 15.6 |
| **70** | 0.14469 | 9,288 | 0.03120 | 64,194 | 297,747 | 0.82496 | 822,272 | 12.8 |
| **75** | 0.21053 | 11,559 | 0.04706 | 54,905 | 245,629 | 0.53171 [c] | 524,525 | 9.6 |
| **80+** | 1.00000 | 43,346 | 0.15542 | 43,346 | 278,896 | - | 278,896 | 6.4 |

**Nota:** *Notes:*
[a] **Daripada umur 0 hingga kumpulan umur 1-4** *From age of 0 to age group 1-4*
[b] **Daripada umur 0, kumpulan umur 1-4 hingga kumpulan umur 5-9** *From age of 0, age group 1-4 to age group 5-9*
[c] **Daripada umur 75 hingga 80+** *From age of 75 to 80+*

**Jadual 3.10.20: Jadual hayat ringkas mengikut jantina dan umur, Nabawan, Sabah, 2024**
*Table 3.10.20: Abridged life table by sex and age, Nabawan, Sabah, 2024*

| **Umur** *Age* | **Kebarangkalian mati di antara umur x dan umur x+n** *Probability of dying between age x and age x+n* | **Bilangan kematian di antara umur x dan umur x+n** *Number of deaths between age x and age x+n* | **Kadar tengah mortaliti di antara umur x dan umur x+n** *Central mortality rate between age x and age x+n* | **Penakat (orang yang masih hidup) pada umur tepat x** *Survivors at exact age x* | **Bilangan orang hidup-tahun di antara umur x dan umur x+n** *Number of person-years lived between age x and age x+n* | **Nisbah ketakatan** *Survival ratio* | **Jumlah bilangan orang hidup-tahun selepas umur tepat x** *Total number of person-years lived after exact age x* | **Jangkaan hayat** *Life expectancy* |
|---|---|---|---|---|---|---|---|---|
| **x** | $_nq_x$ | $_nd_x$ | $_nm_x$ | $l_x$ | $_nL_x$ | $_nS_x$ | $T_x$ | $e_x$ |
| **Lelaki dan Perempuan** *Both sexes* | | | | | | | | |
| **0** | 0.00726 | 726 | 0.00731 | 100,000 | 99,326 | 0.99210 [a] | 7,570,489 | 75.7 |
| **1** | 0.00151 | 150 | 0.00038 | 99,274 | 396,725 | 0.99826 [b] | 7,471,163 | 75.3 |
| **5** | 0.00176 | 175 | 0.00035 | 99,125 | 495,186 | 0.99818 | 7,074,438 | 71.4 |
| **10** | 0.00188 | 186 | 0.00038 | 98,950 | 494,285 | 0.99705 | 6,579,252 | 66.5 |
| **15** | 0.00403 | 398 | 0.00081 | 98,764 | 492,824 | 0.99413 | 6,084,967 | 61.6 |
| **20** | 0.00771 | 758 | 0.00155 | 98,366 | 489,933 | 0.99462 | 5,592,143 | 56.9 |
| **25** | 0.00303 | 296 | 0.00061 | 97,608 | 487,298 | 0.99502 | 5,102,209 | 52.3 |
| **30** | 0.00693 | 675 | 0.00139 | 97,312 | 484,871 | 0.99178 | 4,614,912 | 47.4 |
| **35** | 0.00952 | 920 | 0.00191 | 96,637 | 480,883 | 0.99007 | 4,130,041 | 42.7 |
| **40** | 0.01035 | 990 | 0.00208 | 95,716 | 476,106 | 0.98213 | 3,649,158 | 38.1 |
| **45** | 0.02547 | 2,413 | 0.00516 | 94,726 | 467,597 | 0.96968 | 3,173,052 | 33.5 |
| **50** | 0.03530 | 3,258 | 0.00719 | 92,313 | 453,418 | 0.95585 | 2,705,455 | 29.3 |
| **55** | 0.05332 | 4,748 | 0.01096 | 89,054 | 433,401 | 0.92918 | 2,252,037 | 25.3 |
| **60** | 0.08930 | 7,529 | 0.01870 | 84,306 | 402,708 | 0.92476 | 1,818,636 | 21.6 |
| **65** | 0.05980 | 4,592 | 0.01233 | 76,777 | 372,407 | 0.91817 | 1,415,928 | 18.4 |
| **70** | 0.10526 | 7,598 | 0.02222 | 72,186 | 341,932 | 0.87918 | 1,043,521 | 14.5 |
| **75** | 0.13821 | 8,926 | 0.02969 | 64,587 | 300,620 | 0.57152 [c] | 701,589 | 10.9 |
| **80+** | 1.00000 | 55,661 | 0.13882 | 55,661 | 400,969 | - | 400,969 | 7.2 |
| **Lelaki** *Male* | | | | | | | | |
| **0** | 0.00747 | 747 | 0.00753 | 100,000 | 99,300 | 0.99173 [a] | 7,309,168 | 73.1 |
| **1** | 0.00189 | 188 | 0.00047 | 99,253 | 396,565 | 0.99731 [b] | 7,209,868 | 72.6 |
| **5** | 0.00319 | 316 | 0.00064 | 99,064 | 494,533 | 0.99724 | 6,813,303 | 68.8 |
| **10** | 0.00233 | 230 | 0.00047 | 98,749 | 493,168 | 0.99614 | 6,318,770 | 64.0 |
| **15** | 0.00540 | 532 | 0.00108 | 98,518 | 491,262 | 0.99096 | 5,825,603 | 59.1 |
| **20** | 0.01269 | 1,244 | 0.00256 | 97,986 | 486,823 | 0.99246 | 5,334,340 | 54.4 |
| **25** | 0.00231 | 224 | 0.00046 | 96,743 | 483,154 | 0.99272 | 4,847,518 | 50.1 |
| **30** | 0.01226 | 1,183 | 0.00247 | 96,519 | 479,637 | 0.98650 | 4,364,364 | 45.2 |
| **35** | 0.01476 | 1,407 | 0.00297 | 95,336 | 473,161 | 0.98580 | 3,884,727 | 40.7 |
| **40** | 0.01363 | 1,280 | 0.00274 | 93,929 | 466,443 | 0.98024 | 3,411,566 | 36.3 |
| **45** | 0.02597 | 2,406 | 0.00526 | 92,648 | 457,226 | 0.96339 | 2,945,124 | 31.8 |
| **50** | 0.04753 | 4,289 | 0.00974 | 90,242 | 440,488 | 0.94356 | 2,487,898 | 27.6 |
| **55** | 0.06579 | 5,655 | 0.01361 | 85,953 | 415,629 | 0.91538 | 2,047,410 | 23.8 |
| **60** | 0.10477 | 8,413 | 0.02211 | 80,298 | 380,459 | 0.90511 | 1,631,781 | 20.3 |
| **65** | 0.08384 | 6,027 | 0.01750 | 71,885 | 344,359 | 0.90370 | 1,251,323 | 17.4 |
| **70** | 0.10989 | 7,237 | 0.02326 | 65,858 | 311,198 | 0.86074 | 906,964 | 13.8 |
| **75** | 0.17226 | 10,098 | 0.03770 | 58,621 | 267,861 | 0.55039 [c] | 595,766 | 10.2 |
| **80+** | 1.00000 | 48,523 | 0.14798 | 48,523 | 327,905 | - | 327,905 | 6.8 |
| **Perempuan** *Female* | | | | | | | | |
| **0** | 0.00702 | 702 | 0.00706 | 100,000 | 99,348 | 0.99255 [a] | 7,889,325 | 78.9 |
| **1** | 0.00107 | 107 | 0.00027 | 99,298 | 396,928 | 0.99936 [b] | 7,789,977 | 78.5 |
| **5** | 0.00000 | - | 0.00000 | 99,192 | 495,959 | 0.99932 | 7,393,049 | 74.5 |
| **10** | 0.00135 | 134 | 0.00027 | 99,192 | 495,623 | 0.99818 | 6,897,090 | 69.5 |
| **15** | 0.00229 | 227 | 0.00046 | 99,058 | 494,720 | 0.99813 | 6,401,467 | 64.6 |
| **20** | 0.00145 | 143 | 0.00029 | 98,830 | 493,794 | 0.99736 | 5,906,747 | 59.8 |
| **25** | 0.00383 | 378 | 0.00077 | 98,687 | 492,491 | 0.99743 | 5,412,953 | 54.8 |
| **30** | 0.00130 | 128 | 0.00026 | 98,309 | 491,227 | 0.99717 | 4,920,462 | 50.1 |
| **35** | 0.00436 | 429 | 0.00087 | 98,182 | 489,836 | 0.99446 | 4,429,235 | 45.1 |
| **40** | 0.00671 | 656 | 0.00135 | 97,753 | 487,125 | 0.98422 | 3,939,399 | 40.3 |
| **45** | 0.02490 | 2,418 | 0.00504 | 97,097 | 479,440 | 0.97567 | 3,452,274 | 35.6 |
| **50** | 0.02375 | 2,249 | 0.00481 | 94,679 | 467,774 | 0.96888 | 2,972,833 | 31.4 |
| **55** | 0.03866 | 3,574 | 0.00789 | 92,430 | 453,217 | 0.94379 | 2,505,060 | 27.1 |
| **60** | 0.07446 | 6,616 | 0.01547 | 88,857 | 427,742 | 0.94732 | 2,051,843 | 23.1 |
| **65** | 0.02915 | 2,398 | 0.00592 | 82,240 | 405,207 | 0.93643 | 1,624,101 | 19.7 |
| **70** | 0.09901 | 7,905 | 0.02083 | 79,843 | 379,450 | 0.89803 | 1,218,894 | 15.3 |
| **75** | 0.10526 | 7,572 | 0.02222 | 71,937 | 340,756 | 0.59407 [c] | 839,444 | 11.7 |
| **80+** | 1.00000 | 64,365 | 0.12907 | 64,365 | 498,688 | - | 498,688 | 7.7 |

**Nota:** *Notes:*
[a] **Daripada umur 0 hingga kumpulan umur 1-4** *From age of 0 to age group 1-4*
[b] **Daripada umur 0, kumpulan umur 1-4 hingga kumpulan umur 5-9** *From age of 0, age group 1-4 to age group 5-9*
[c] **Daripada umur 75 hingga 80+** *From age of 75 to 80+*

**Jadual 3.10.21: Jadual hayat ringkas mengikut jantina dan umur, Keningau, Sabah, 2024**
*Table 3.10.21: Abridged life table by sex and age, Keningau, Sabah, 2024*

| **Umur** *Age* | **Kebarangkalian mati di antara umur x dan umur x+n** *Probability of dying between age x and age x+n* | **Bilangan kematian di antara umur x dan umur x+n** *Number of deaths between age x and age x+n* | **Kadar tengah mortaliti di antara umur x dan umur x+n** *Central mortality rate between age x and age x+n* | **Penakat (orang yang masih hidup) pada umur tepat x** *Survivors at exact age x* | **Bilangan orang hidup-tahun di antara umur x dan umur x+n** *Number of person-years lived between age x and age x+n* | **Nisbah ketakatan** *Survival ratio* | **Jumlah bilangan orang hidup-tahun selepas umur tepat x** *Total number of person-years lived after exact age x* | **Jangkaan hayat** *Life expectancy* |
|---|---|---|---|---|---|---|---|---|
| **x** | $_nq_x$ | $_nd_x$ | $_nm_x$ | $l_x$ | $_nL_x$ | $_nS_x$ | $T_x$ | $e_x$ |
| **Lelaki dan Perempuan** *Both sexes* | | | | | | | | |
| **0** | 0.00738 | 738 | 0.00743 | 100,000 | 99,315 | 0.99202 [a] | 7,387,138 | 73.9 |
| **1** | 0.00144 | 143 | 0.00036 | 99,262 | 396,693 | 0.99868 [b] | 7,287,823 | 73.4 |
| **5** | 0.00099 | 98 | 0.00020 | 99,119 | 495,352 | 0.99837 | 6,891,130 | 69.5 |
| **10** | 0.00227 | 225 | 0.00045 | 99,021 | 494,545 | 0.99747 | 6,395,778 | 64.6 |
| **15** | 0.00279 | 276 | 0.00056 | 98,797 | 493,293 | 0.99700 | 5,901,233 | 59.7 |
| **20** | 0.00320 | 315 | 0.00064 | 98,521 | 491,816 | 0.99620 | 5,407,940 | 54.9 |
| **25** | 0.00441 | 433 | 0.00088 | 98,205 | 489,945 | 0.99448 | 4,916,124 | 50.1 |
| **30** | 0.00663 | 649 | 0.00133 | 97,773 | 487,241 | 0.99198 | 4,426,179 | 45.3 |
| **35** | 0.00942 | 914 | 0.00189 | 97,124 | 483,333 | 0.98904 | 3,938,938 | 40.6 |
| **40** | 0.01251 | 1,204 | 0.00252 | 96,209 | 478,037 | 0.98152 | 3,455,605 | 35.9 |
| **45** | 0.02453 | 2,331 | 0.00497 | 95,006 | 469,202 | 0.96662 | 2,977,567 | 31.3 |
| **50** | 0.04245 | 3,934 | 0.00868 | 92,675 | 453,539 | 0.94875 | 2,508,366 | 27.1 |
| **55** | 0.06043 | 5,363 | 0.01246 | 88,741 | 430,295 | 0.92246 | 2,054,827 | 23.2 |
| **60** | 0.09576 | 7,984 | 0.02011 | 83,378 | 396,928 | 0.89549 | 1,624,531 | 19.5 |
| **65** | 0.11419 | 8,609 | 0.02422 | 75,394 | 355,446 | 0.87678 | 1,227,603 | 16.3 |
| **70** | 0.13342 | 8,911 | 0.02859 | 66,785 | 311,646 | 0.83141 | 872,157 | 13.1 |
| **75** | 0.20918 | 12,106 | 0.04672 | 57,874 | 259,105 | 0.53773 [c] | 560,511 | 9.7 |
| **80+** | 1.00000 | 45,768 | 0.15185 | 45,768 | 301,406 | - | 301,406 | 6.6 |
| **Lelaki** *Male* | | | | | | | | |
| **0** | 0.00875 | 875 | 0.00882 | 100,000 | 99,184 | 0.99067 [a] | 7,110,035 | 71.1 |
| **1** | 0.00149 | 148 | 0.00037 | 99,125 | 396,151 | 0.99875 [b] | 7,010,851 | 70.7 |
| **5** | 0.00069 | 69 | 0.00014 | 98,978 | 494,716 | 0.99820 | 6,614,700 | 66.8 |
| **10** | 0.00290 | 287 | 0.00058 | 98,909 | 493,828 | 0.99659 | 6,119,984 | 61.9 |
| **15** | 0.00392 | 387 | 0.00079 | 98,622 | 492,144 | 0.99574 | 5,626,156 | 57.0 |
| **20** | 0.00460 | 452 | 0.00092 | 98,235 | 490,046 | 0.99438 | 5,134,012 | 52.3 |
| **25** | 0.00664 | 650 | 0.00133 | 97,783 | 487,291 | 0.99259 | 4,643,966 | 47.5 |
| **30** | 0.00817 | 794 | 0.00164 | 97,133 | 483,682 | 0.98946 | 4,156,675 | 42.8 |
| **35** | 0.01292 | 1,245 | 0.00260 | 96,340 | 478,585 | 0.98559 | 3,672,993 | 38.1 |
| **40** | 0.01591 | 1,513 | 0.00321 | 95,094 | 471,691 | 0.97413 | 3,194,408 | 33.6 |
| **45** | 0.03599 | 3,368 | 0.00733 | 93,582 | 459,490 | 0.95665 | 2,722,718 | 29.1 |
| **50** | 0.05098 | 4,599 | 0.01046 | 90,214 | 439,573 | 0.93259 | 2,263,227 | 25.1 |
| **55** | 0.08472 | 7,253 | 0.01769 | 85,615 | 409,942 | 0.89181 | 1,823,654 | 21.3 |
| **60** | 0.13384 | 10,488 | 0.02869 | 78,362 | 365,589 | 0.86417 | 1,413,713 | 18.0 |
| **65** | 0.13814 | 9,376 | 0.02968 | 67,874 | 315,930 | 0.86227 | 1,048,124 | 15.4 |
| **70** | 0.13725 | 8,029 | 0.02947 | 58,498 | 272,417 | 0.81756 | 732,194 | 12.5 |
| **75** | 0.23482 | 11,851 | 0.05321 | 50,469 | 222,717 | 0.51560 [c] | 459,777 | 9.1 |
| **80+** | 1.00000 | 38,618 | 0.16290 | 38,618 | 237,060 | - | 237,060 | 6.1 |
| **Perempuan** *Female* | | | | | | | | |
| **0** | 0.00589 | 589 | 0.00592 | 100,000 | 99,451 | 0.99351 [a] | 7,716,113 | 77.2 |
| **1** | 0.00138 | 137 | 0.00035 | 99,411 | 397,303 | 0.99856 [b] | 7,616,662 | 76.6 |
| **5** | 0.00133 | 132 | 0.00027 | 99,274 | 496,040 | 0.99854 | 7,219,359 | 72.7 |
| **10** | 0.00158 | 157 | 0.00032 | 99,142 | 495,318 | 0.99846 | 6,723,319 | 67.8 |
| **15** | 0.00150 | 148 | 0.00030 | 98,985 | 494,555 | 0.99842 | 6,228,001 | 62.9 |
| **20** | 0.00167 | 165 | 0.00033 | 98,837 | 493,772 | 0.99813 | 5,733,447 | 58.0 |
| **25** | 0.00208 | 205 | 0.00042 | 98,672 | 492,846 | 0.99642 | 5,239,675 | 53.1 |
| **30** | 0.00509 | 501 | 0.00102 | 98,467 | 491,082 | 0.99446 | 4,746,828 | 48.2 |
| **35** | 0.00601 | 588 | 0.00120 | 97,966 | 488,359 | 0.99250 | 4,255,746 | 43.4 |
| **40** | 0.00900 | 877 | 0.00181 | 97,378 | 484,696 | 0.98902 | 3,767,387 | 38.7 |
| **45** | 0.01299 | 1,253 | 0.00261 | 96,501 | 479,372 | 0.97661 | 3,282,691 | 34.0 |
| **50** | 0.03394 | 3,233 | 0.00691 | 95,248 | 468,158 | 0.96546 | 2,803,319 | 29.4 |
| **55** | 0.03515 | 3,235 | 0.00716 | 92,015 | 451,989 | 0.95473 | 2,335,161 | 25.4 |
| **60** | 0.05576 | 4,951 | 0.01147 | 88,781 | 431,526 | 0.92894 | 1,883,172 | 21.2 |
| **65** | 0.08726 | 7,315 | 0.01825 | 83,830 | 400,861 | 0.89292 | 1,451,645 | 17.3 |
| **70** | 0.12878 | 9,854 | 0.02753 | 76,515 | 357,939 | 0.84693 | 1,050,784 | 13.7 |
| **75** | 0.18095 | 12,062 | 0.03979 | 66,661 | 303,149 | 0.56246 [c] | 692,845 | 10.4 |
| **80+** | 1.00000 | 54,599 | 0.14011 | 54,599 | 389,696 | - | 389,696 | 7.1 |

**Nota:** [a] **Daripada umur 0 hingga kumpulan umur 1-4**
*Notes: From age of 0 to age group 1-4*

[b] **Daripada umur 0, kumpulan umur 1-4 hingga kumpulan umur 5-9**
*From age of 0, age group 1-4 to age group 5-9*

[c] **Daripada umur 75 hingga 80+**
*From age of 75 to 80+*

**Jadual 3.10.22: Jadual hayat ringkas mengikut jantina dan umur, Tambunan, Sabah, 2024**
*Table 3.10.22: Abridged life table by sex and age, Tambunan, Sabah, 2024*

| Umur *Age* | Kebarangkalian mati di antara umur x dan umur x+n *Probability of dying between age x and age x+n* | Bilangan kematian di antara umur x dan umur x+n *Number of deaths between age x and age x+n* | Kadar tengah mortaliti di antara umur x dan umur x+n *Central mortality rate between age x and age x+n* | Penakat (orang yang masih hidup) pada umur tepat x *Survivors at exact age x* | Bilangan orang hidup-tahun di antara umur x dan umur x+n *Number of person-years lived between age x and age x+n* | Nisbah ketakatan *Survival ratio* | Jumlah bilangan orang hidup-tahun selepas umur tepat x *Total number of person-years lived after exact age x* | Jangkaan hayat *Life expectancy* |
|---|---|---|---|---|---|---|---|---|
| x | $_nq_x$ | $_nd_x$ | $_nm_x$ | $l_x$ | $_nL_x$ | $_nS_x$ | $T_x$ | $e_x$ |
| **Lelaki dan Perempuan** *Both sexes* | | | | | | | | |
| **0** | 0.01116 | 1,116 | 0.01128 | 100,000 | 98,977 | 0.98755 [a] | 7,035,966 | 70.4 |
| **1** | 0.00299 | 296 | 0.00075 | 98,884 | 394,798 | 0.99721 [b] | 6,936,989 | 70.2 |
| **5** | 0.00219 | 216 | 0.00044 | 98,588 | 492,399 | 0.99863 | 6,542,191 | 66.4 |
| **10** | 0.00054 | 53 | 0.00011 | 98,372 | 491,727 | 0.99907 | 6,049,792 | 61.5 |
| **15** | 0.00132 | 130 | 0.00027 | 98,319 | 491,269 | 0.99667 | 5,558,065 | 56.5 |
| **20** | 0.00533 | 523 | 0.00107 | 98,189 | 489,635 | 0.99331 | 5,066,796 | 51.6 |
| **25** | 0.00805 | 786 | 0.00162 | 97,665 | 486,361 | 0.99142 | 4,577,161 | 46.9 |
| **30** | 0.00912 | 883 | 0.00183 | 96,879 | 482,187 | 0.98855 | 4,090,800 | 42.2 |
| **35** | 0.01381 | 1,326 | 0.00278 | 95,996 | 476,664 | 0.97811 | 3,608,612 | 37.6 |
| **40** | 0.03008 | 2,848 | 0.00611 | 94,670 | 466,231 | 0.96837 | 3,131,948 | 33.1 |
| **45** | 0.03322 | 3,051 | 0.00676 | 91,822 | 451,485 | 0.95656 | 2,665,717 | 29.0 |
| **50** | 0.05401 | 4,795 | 0.01110 | 88,772 | 431,872 | 0.92597 | 2,214,231 | 24.9 |
| **55** | 0.09518 | 7,993 | 0.01999 | 83,977 | 399,902 | 0.90222 | 1,782,359 | 21.2 |
| **60** | 0.10064 | 7,647 | 0.02119 | 75,984 | 360,802 | 0.88593 | 1,382,457 | 18.2 |
| **65** | 0.12900 | 8,815 | 0.02758 | 68,337 | 319,646 | 0.86398 | 1,021,656 | 15.0 |
| **70** | 0.14409 | 8,577 | 0.03106 | 59,522 | 276,167 | 0.78146 | 702,010 | 11.8 |
| **75** | 0.30551 | 15,564 | 0.07212 | 50,945 | 215,814 | 0.49321 [c] | 425,843 | 8.4 |
| **80+** | 1.00000 | 35,381 | 0.16846 | 35,381 | 210,029 | - | 210,029 | 5.9 |
| **Lelaki** *Male* | | | | | | | | |
| **0** | 0.00871 | 871 | 0.00878 | 100,000 | 99,188 | 0.99006 [a] | 6,762,697 | 67.6 |
| **1** | 0.00288 | 285 | 0.00072 | 99,129 | 395,840 | 0.99785 [b] | 6,663,508 | 67.2 |
| **5** | 0.00104 | 103 | 0.00021 | 98,844 | 493,962 | 0.99948 | 6,267,668 | 63.4 |
| **10** | 0.00000 | - | 0.00000 | 98,741 | 493,704 | 0.99958 | 5,773,706 | 58.5 |
| **15** | 0.00084 | 83 | 0.00017 | 98,741 | 493,498 | 0.99552 | 5,280,001 | 53.5 |
| **20** | 0.00812 | 801 | 0.00163 | 98,658 | 491,289 | 0.99192 | 4,786,504 | 48.5 |
| **25** | 0.00803 | 786 | 0.00161 | 97,857 | 487,321 | 0.98915 | 4,295,215 | 43.9 |
| **30** | 0.01369 | 1,329 | 0.00276 | 97,071 | 482,035 | 0.98738 | 3,807,894 | 39.2 |
| **35** | 0.01154 | 1,105 | 0.00232 | 95,742 | 475,951 | 0.97018 | 3,325,859 | 34.7 |
| **40** | 0.04832 | 4,573 | 0.00990 | 94,638 | 461,756 | 0.95431 | 2,849,908 | 30.1 |
| **45** | 0.04292 | 3,865 | 0.00877 | 90,065 | 440,659 | 0.94045 | 2,388,152 | 26.5 |
| **50** | 0.07692 | 6,631 | 0.01600 | 86,199 | 414,419 | 0.90289 | 1,947,493 | 22.6 |
| **55** | 0.11898 | 9,467 | 0.02530 | 79,568 | 374,175 | 0.86223 | 1,533,074 | 19.3 |
| **60** | 0.15909 | 11,153 | 0.03457 | 70,102 | 322,627 | 0.84526 | 1,158,899 | 16.5 |
| **65** | 0.14957 | 8,817 | 0.03233 | 58,949 | 272,703 | 0.84802 | 836,272 | 14.2 |
| **70** | 0.15482 | 7,761 | 0.03356 | 50,132 | 231,256 | 0.76417 | 563,569 | 11.2 |
| **75** | 0.33169 | 14,054 | 0.07953 | 42,370 | 176,718 | 0.46822 [c] | 332,313 | 7.8 |
| **80+** | 1.00000 | 28,317 | 0.18199 | 28,317 | 155,595 | - | 155,595 | 5.5 |
| **Perempuan** *Female* | | | | | | | | |
| **0** | 0.01375 | 1,375 | 0.01392 | 100,000 | 98,751 | 0.98497 [a] | 7,346,032 | 73.5 |
| **1** | 0.00311 | 307 | 0.00078 | 98,625 | 393,735 | 0.99645 [b] | 7,247,281 | 73.5 |
| **5** | 0.00347 | 341 | 0.00070 | 98,318 | 490,739 | 0.99770 | 6,853,547 | 69.7 |
| **10** | 0.00112 | 109 | 0.00022 | 97,977 | 489,613 | 0.99851 | 6,362,808 | 64.9 |
| **15** | 0.00187 | 183 | 0.00037 | 97,868 | 488,881 | 0.99786 | 5,873,195 | 60.0 |
| **20** | 0.00242 | 236 | 0.00048 | 97,685 | 487,833 | 0.99476 | 5,384,314 | 55.1 |
| **25** | 0.00807 | 786 | 0.00162 | 97,448 | 485,276 | 0.99358 | 4,896,481 | 50.2 |
| **30** | 0.00475 | 460 | 0.00095 | 96,662 | 482,161 | 0.98969 | 4,411,205 | 45.6 |
| **35** | 0.01590 | 1,529 | 0.00321 | 96,203 | 477,189 | 0.98604 | 3,929,043 | 40.8 |
| **40** | 0.01198 | 1,134 | 0.00241 | 94,673 | 470,529 | 0.98210 | 3,451,854 | 36.5 |
| **45** | 0.02390 | 2,235 | 0.00484 | 93,539 | 462,105 | 0.97209 | 2,981,325 | 31.9 |
| **50** | 0.03201 | 2,923 | 0.00651 | 91,303 | 449,209 | 0.94827 | 2,519,220 | 27.6 |
| **55** | 0.07211 | 6,373 | 0.01496 | 88,380 | 425,970 | 0.94045 | 2,070,011 | 23.4 |
| **60** | 0.04602 | 3,774 | 0.00942 | 82,007 | 400,603 | 0.92457 | 1,644,041 | 20.0 |
| **65** | 0.10626 | 8,313 | 0.02244 | 78,234 | 370,386 | 0.88198 | 1,243,438 | 15.9 |
| **70** | 0.13119 | 9,173 | 0.02808 | 69,921 | 326,672 | 0.80138 | 873,052 | 12.5 |
| **75** | 0.27624 | 16,781 | 0.06410 | 60,748 | 261,787 | 0.52087 [c] | 546,380 | 9.0 |
| **80+** | 1.00000 | 43,967 | 0.15449 | 43,967 | 284,593 | - | 284,593 | 6.5 |

**Nota:** [a] **Daripada umur 0 hingga kumpulan umur 1-4**
*Notes: From age of 0 to age group 1-4*

[b] **Daripada umur 0, kumpulan umur 1-4 hingga kumpulan umur 5-9**
*From age of 0, age group 1-4 to age group 5-9*

[c] **Daripada umur 75 hingga 80+**
*From age of 75 to 80+*

**Jadual 3.10.23: Jadual hayat ringkas mengikut jantina dan umur, Kunak, Sabah, 2024**
*Table 3.10.23: Abridged life table by sex and age, Kunak, Sabah, 2024*

| **Umur** *Age* | **Kebarangkalian mati di antara umur x dan umur x+n** *Probability of dying between age x and age x+n* | **Bilangan kematian di antara umur x dan umur x+n** *Number of deaths between age x and age x+n* | **Kadar tengah mortaliti di antara umur x dan umur x+n** *Central mortality rate between age x and age x+n* | **Penakat (orang yang masih hidup) pada umur tepat x** *Survivors at exact age x* | **Bilangan orang hidup-tahun di antara umur x dan umur x+n** *Number of person-years lived between age x and age x+n* | **Nisbah ketakatan** *Survival ratio* | **Jumlah bilangan orang hidup-tahun selepas umur tepat x** *Total number of person-years lived after exact age x* | **Jangkaan hayat** *Life expectancy* |
|---|---|---|---|---|---|---|---|---|
| **x** | $_nq_x$ | $_nd_x$ | $_nm_x$ | $l_x$ | $_nL_x$ | $_nS_x$ | $T_x$ | $e_x$ |
| **Lelaki dan Perempuan** *Both sexes* | | | | | | | | |
| **0** | 0.00804 | 804 | 0.00810 | 100,000 | 99,256 | 0.99153 [a] | 7,463,818 | 74.6 |
| **1** | 0.00111 | 110 | 0.00028 | 99,196 | 396,510 | 0.99905 [b] | 7,364,562 | 74.2 |
| **5** | 0.00055 | 55 | 0.00011 | 99,086 | 495,293 | 0.99855 | 6,968,052 | 70.3 |
| **10** | 0.00234 | 232 | 0.00047 | 99,031 | 494,576 | 0.99823 | 6,472,759 | 65.4 |
| **15** | 0.00120 | 119 | 0.00024 | 98,799 | 493,700 | 0.99855 | 5,978,183 | 60.5 |
| **20** | 0.00170 | 168 | 0.00034 | 98,681 | 492,983 | 0.99798 | 5,484,483 | 55.6 |
| **25** | 0.00235 | 231 | 0.00047 | 98,513 | 491,985 | 0.99547 | 4,991,500 | 50.7 |
| **30** | 0.00672 | 661 | 0.00135 | 98,282 | 489,756 | 0.99396 | 4,499,514 | 45.8 |
| **35** | 0.00536 | 523 | 0.00107 | 97,621 | 486,796 | 0.99231 | 4,009,758 | 41.1 |
| **40** | 0.01003 | 974 | 0.00202 | 97,098 | 483,054 | 0.98549 | 3,522,962 | 36.3 |
| **45** | 0.01903 | 1,830 | 0.00384 | 96,124 | 476,045 | 0.97725 | 3,039,909 | 31.6 |
| **50** | 0.02654 | 2,502 | 0.00538 | 94,294 | 465,216 | 0.95786 | 2,563,863 | 27.2 |
| **55** | 0.05817 | 5,340 | 0.01198 | 91,792 | 445,611 | 0.91604 | 2,098,648 | 22.9 |
| **60** | 0.11135 | 9,626 | 0.02358 | 86,452 | 408,195 | 0.89667 | 1,653,037 | 19.1 |
| **65** | 0.09430 | 7,245 | 0.01979 | 76,826 | 366,018 | 0.88089 | 1,244,842 | 16.2 |
| **70** | 0.14651 | 10,195 | 0.03162 | 69,581 | 322,420 | 0.81022 | 878,824 | 12.6 |
| **75** | 0.24048 | 14,281 | 0.05467 | 59,387 | 261,230 | 0.53050 [c] | 556,403 | 9.4 |
| **80+** | 1.00000 | 45,105 | 0.15281 | 45,105 | 295,173 | - | 295,173 | 6.5 |
| **Lelaki** *Male* | | | | | | | | |
| **0** | 0.01107 | 1,107 | 0.01119 | 100,000 | 98,975 | 0.98867 [a] | 7,317,363 | 73.2 |
| **1** | 0.00089 | 88 | 0.00022 | 98,893 | 395,361 | 0.99937 [b] | 7,218,388 | 73.0 |
| **5** | 0.00000 | - | 0.00000 | 98,805 | 494,023 | 0.99830 | 6,823,027 | 69.1 |
| **10** | 0.00341 | 336 | 0.00068 | 98,805 | 493,182 | 0.99758 | 6,329,004 | 64.1 |
| **15** | 0.00143 | 141 | 0.00029 | 98,468 | 491,988 | 0.99805 | 5,835,822 | 59.3 |
| **20** | 0.00246 | 242 | 0.00049 | 98,327 | 491,030 | 0.99724 | 5,343,834 | 54.3 |
| **25** | 0.00306 | 300 | 0.00061 | 98,085 | 489,675 | 0.99424 | 4,852,804 | 49.5 |
| **30** | 0.00847 | 828 | 0.00170 | 97,785 | 486,853 | 0.99279 | 4,363,129 | 44.6 |
| **35** | 0.00595 | 577 | 0.00119 | 96,957 | 483,341 | 0.99153 | 3,876,275 | 40.0 |
| **40** | 0.01101 | 1,061 | 0.00221 | 96,380 | 479,248 | 0.98220 | 3,392,934 | 35.2 |
| **45** | 0.02467 | 2,352 | 0.00500 | 95,319 | 470,717 | 0.96919 | 2,913,686 | 30.6 |
| **50** | 0.03710 | 3,449 | 0.00756 | 92,968 | 456,215 | 0.95024 | 2,442,970 | 26.3 |
| **55** | 0.06291 | 5,632 | 0.01299 | 89,518 | 433,513 | 0.90770 | 1,986,755 | 22.2 |
| **60** | 0.12365 | 10,373 | 0.02636 | 83,887 | 393,501 | 0.88004 | 1,553,242 | 18.5 |
| **65** | 0.11574 | 8,508 | 0.02457 | 73,514 | 346,298 | 0.87208 | 1,159,741 | 15.8 |
| **70** | 0.14170 | 9,211 | 0.03050 | 65,006 | 301,999 | 0.80974 | 813,443 | 12.5 |
| **75** | 0.24683 | 13,772 | 0.05632 | 55,794 | 244,542 | 0.52186 [c] | 511,443 | 9.2 |
| **80+** | 1.00000 | 42,022 | 0.15745 | 42,022 | 266,902 | - | 266,902 | 6.4 |
| **Perempuan** *Female* | | | | | | | | |
| **0** | 0.00452 | 452 | 0.00454 | 100,000 | 99,576 | 0.99487 [a] | 7,643,812 | 76.4 |
| **1** | 0.00133 | 132 | 0.00033 | 99,548 | 397,861 | 0.99872 [b] | 7,544,235 | 75.8 |
| **5** | 0.00111 | 111 | 0.00022 | 99,415 | 496,798 | 0.99879 | 7,146,374 | 71.9 |
| **10** | 0.00132 | 131 | 0.00026 | 99,304 | 496,195 | 0.99889 | 6,649,576 | 67.0 |
| **15** | 0.00091 | 90 | 0.00018 | 99,174 | 495,644 | 0.99917 | 6,153,380 | 62.0 |
| **20** | 0.00076 | 76 | 0.00015 | 99,084 | 495,231 | 0.99890 | 5,657,736 | 57.1 |
| **25** | 0.00143 | 141 | 0.00029 | 99,008 | 494,688 | 0.99709 | 5,162,506 | 52.1 |
| **30** | 0.00440 | 435 | 0.00088 | 98,867 | 493,246 | 0.99549 | 4,667,818 | 47.2 |
| **35** | 0.00462 | 454 | 0.00093 | 98,432 | 491,022 | 0.99330 | 4,174,571 | 42.4 |
| **40** | 0.00879 | 861 | 0.00177 | 97,977 | 487,732 | 0.98967 | 3,683,549 | 37.6 |
| **45** | 0.01188 | 1,154 | 0.00239 | 97,116 | 482,695 | 0.98723 | 3,195,817 | 32.9 |
| **50** | 0.01368 | 1,313 | 0.00275 | 95,962 | 476,528 | 0.96692 | 2,713,122 | 28.3 |
| **55** | 0.05274 | 4,992 | 0.01083 | 94,649 | 460,766 | 0.92569 | 2,236,594 | 23.6 |
| **60** | 0.09709 | 8,705 | 0.02041 | 89,657 | 426,525 | 0.91483 | 1,775,827 | 19.8 |
| **65** | 0.07197 | 5,826 | 0.01493 | 80,953 | 390,198 | 0.88961 | 1,349,302 | 16.7 |
| **70** | 0.15180 | 11,404 | 0.03285 | 75,127 | 347,123 | 0.81043 | 959,104 | 12.8 |
| **75** | 0.23411 | 14,918 | 0.05303 | 63,723 | 281,318 | 0.54032 [c] | 611,981 | 9.6 |
| **80+** | 1.00000 | 48,804 | 0.14760 | 48,804 | 330,663 | - | 330,663 | 6.8 |

**Nota:** [a] **Daripada umur 0 hingga kumpulan umur 1-4**
*Notes: From age of 0 to age group 1-4*

[b] **Daripada umur 0, kumpulan umur 1-4 hingga kumpulan umur 5-9**
*From age of 0, age group 1-4 to age group 5-9*

[c] **Daripada umur 75 hingga 80+**
*From age of 75 to 80+*

**Jadual 3.10.24: Jadual hayat ringkas mengikut jantina dan umur, Tongod, Sabah, 2024**
*Table 3.10.24: Abridged life table by sex and age, Tongod, Sabah, 2024*

| Umur *Age* | Kebarangkalian mati di antara umur x dan umur x+n *Probability of dying between age x and age x+n* | Bilangan kematian di antara umur x dan umur x+n *Number of deaths between age x and age x+n* | Kadar tengah mortaliti di antara umur x dan umur x+n *Central mortality rate between age x and age x+n* | Penakat (orang yang masih hidup) pada umur tepat x *Survivors at exact age x* | Bilangan orang hidup-tahun di antara umur x dan umur x+n *Number of person-years lived between age x and age x+n* | Nisbah ketakatan *Survival ratio* | Jumlah bilangan orang hidup-tahun selepas umur tepat x *Total number of person-years lived after exact age x* | Jangkaan hayat *Life expectancy* |
|---|---|---|---|---|---|---|---|---|
| x | $_nq_x$ | $_nd_x$ | $_nm_x$ | $l_x$ | $_nL_x$ | $_nS_x$ | $T_x$ | $e_x$ |
| **Lelaki dan Perempuan** *Both sexes* | | | | | | | | |
| **0** | 0.00316 | 316 | 0.00317 | 100,000 | 99,703 | 0.99565 [a] | 7,749,475 | 77.5 |
| **1** | 0.00249 | 248 | 0.00062 | 99,684 | 398,120 | 0.99825 [b] | 7,649,772 | 76.7 |
| **5** | 0.00092 | 91 | 0.00018 | 99,436 | 496,951 | 0.99875 | 7,251,652 | 72.9 |
| **10** | 0.00158 | 157 | 0.00032 | 99,345 | 496,331 | 0.99796 | 6,754,702 | 68.0 |
| **15** | 0.00251 | 249 | 0.00050 | 99,188 | 495,317 | 0.99774 | 6,258,370 | 63.1 |
| **20** | 0.00200 | 198 | 0.00040 | 98,939 | 494,200 | 0.99683 | 5,763,053 | 58.2 |
| **25** | 0.00434 | 429 | 0.00087 | 98,741 | 492,635 | 0.99667 | 5,268,853 | 53.4 |
| **30** | 0.00231 | 227 | 0.00046 | 98,313 | 490,996 | 0.99538 | 4,776,218 | 48.6 |
| **35** | 0.00695 | 681 | 0.00139 | 98,086 | 488,725 | 0.99320 | 4,285,222 | 43.7 |
| **40** | 0.00665 | 648 | 0.00133 | 97,404 | 485,403 | 0.98632 | 3,796,497 | 39.0 |
| **45** | 0.02075 | 2,008 | 0.00419 | 96,757 | 478,764 | 0.97739 | 3,311,094 | 34.2 |
| **50** | 0.02451 | 2,322 | 0.00496 | 94,749 | 467,938 | 0.95807 | 2,832,330 | 29.9 |
| **55** | 0.05979 | 5,526 | 0.01233 | 92,427 | 448,317 | 0.93955 | 2,364,392 | 25.6 |
| **60** | 0.06115 | 5,314 | 0.01262 | 86,900 | 421,216 | 0.93544 | 1,916,075 | 22.0 |
| **65** | 0.06819 | 5,563 | 0.01412 | 81,586 | 394,022 | 0.92274 | 1,494,859 | 18.3 |
| **70** | 0.08699 | 6,614 | 0.01819 | 76,023 | 363,580 | 0.87220 | 1,100,836 | 14.5 |
| **75** | 0.17249 | 11,972 | 0.03775 | 69,409 | 317,115 | 0.56987 [c] | 737,257 | 10.6 |
| **80+** | 1.00000 | 57,437 | 0.13671 | 57,437 | 420,141 | - | 420,141 | 7.3 |
| **Lelaki** *Male* | | | | | | | | |
| **0** | 0.00432 | 432 | 0.00434 | 100,000 | 99,592 | 0.99428 [a] | 7,521,306 | 75.2 |
| **1** | 0.00307 | 306 | 0.00077 | 99,568 | 397,550 | 0.99791 [b] | 7,421,714 | 74.5 |
| **5** | 0.00084 | 83 | 0.00017 | 99,262 | 496,103 | 0.99859 | 7,024,164 | 70.8 |
| **10** | 0.00199 | 198 | 0.00040 | 99,179 | 495,401 | 0.99671 | 6,528,061 | 65.8 |
| **15** | 0.00459 | 454 | 0.00092 | 98,981 | 493,772 | 0.99587 | 6,032,660 | 60.9 |
| **20** | 0.00367 | 362 | 0.00074 | 98,527 | 491,733 | 0.99477 | 5,538,888 | 56.2 |
| **25** | 0.00679 | 666 | 0.00136 | 98,166 | 489,163 | 0.99450 | 5,047,156 | 51.4 |
| **30** | 0.00420 | 409 | 0.00084 | 97,499 | 486,473 | 0.99230 | 4,557,993 | 46.7 |
| **35** | 0.01122 | 1,089 | 0.00226 | 97,090 | 482,728 | 0.99079 | 4,071,520 | 41.9 |
| **40** | 0.00719 | 690 | 0.00144 | 96,001 | 478,280 | 0.98007 | 3,588,792 | 37.4 |
| **45** | 0.03276 | 3,122 | 0.00666 | 95,311 | 468,749 | 0.96610 | 3,110,513 | 32.6 |
| **50** | 0.03509 | 3,235 | 0.00714 | 92,189 | 452,858 | 0.94604 | 2,641,763 | 28.7 |
| **55** | 0.07351 | 6,539 | 0.01526 | 88,954 | 428,423 | 0.92351 | 2,188,906 | 24.6 |
| **60** | 0.07971 | 6,569 | 0.01660 | 82,415 | 395,653 | 0.91621 | 1,760,483 | 21.4 |
| **65** | 0.08824 | 6,692 | 0.01846 | 75,846 | 362,499 | 0.91480 | 1,364,830 | 18.0 |
| **70** | 0.08187 | 5,662 | 0.01707 | 69,154 | 331,614 | 0.88202 | 1,002,331 | 14.5 |
| **75** | 0.15730 | 9,988 | 0.03415 | 63,492 | 292,491 | 0.56391 [c] | 670,716 | 10.6 |
| **80+** | 1.00000 | 53,505 | 0.14146 | 53,505 | 378,225 | - | 378,225 | 7.1 |
| **Perempuan** *Female* | | | | | | | | |
| **0** | 0.00206 | 206 | 0.00206 | 100,000 | 99,806 | 0.99707 [a] | 8,022,763 | 80.2 |
| **1** | 0.00181 | 180 | 0.00045 | 99,794 | 398,731 | 0.99856 [b] | 7,922,957 | 79.4 |
| **5** | 0.00101 | 101 | 0.00020 | 99,614 | 497,818 | 0.99894 | 7,524,227 | 75.5 |
| **10** | 0.00111 | 111 | 0.00022 | 99,513 | 497,289 | 0.99944 | 7,026,409 | 70.6 |
| **15** | 0.00000 | - | 0.00000 | 99,403 | 497,013 | 1.00000 | 6,529,120 | 65.7 |
| **20** | 0.00000 | - | 0.00000 | 99,403 | 497,013 | 0.99931 | 6,032,107 | 60.7 |
| **25** | 0.00137 | 136 | 0.00027 | 99,403 | 496,672 | 0.99931 | 5,535,094 | 55.7 |
| **30** | 0.00000 | - | 0.00000 | 99,266 | 496,331 | 0.99900 | 5,038,422 | 50.8 |
| **35** | 0.00200 | 199 | 0.00040 | 99,266 | 495,835 | 0.99599 | 4,542,091 | 45.8 |
| **40** | 0.00602 | 596 | 0.00121 | 99,068 | 493,849 | 0.99344 | 4,046,256 | 40.8 |
| **45** | 0.00710 | 699 | 0.00142 | 98,472 | 490,611 | 0.99003 | 3,552,407 | 36.1 |
| **50** | 0.01287 | 1,258 | 0.00259 | 97,773 | 485,718 | 0.97136 | 3,061,796 | 31.3 |
| **55** | 0.04461 | 4,305 | 0.00913 | 96,514 | 471,809 | 0.95733 | 2,576,078 | 26.7 |
| **60** | 0.04065 | 3,748 | 0.00830 | 92,209 | 451,675 | 0.95765 | 2,104,268 | 22.8 |
| **65** | 0.04413 | 3,904 | 0.00903 | 88,461 | 432,545 | 0.93176 | 1,652,593 | 18.7 |
| **70** | 0.09346 | 7,903 | 0.01961 | 84,557 | 403,029 | 0.85972 | 1,220,048 | 14.4 |
| **75** | 0.19194 | 14,713 | 0.04246 | 76,655 | 346,490 | 0.57591 [c] | 817,020 | 10.7 |
| **80+** | 1.00000 | 61,942 | 0.13164 | 61,942 | 470,529 | - | 470,529 | 7.6 |

**Nota:** *Notes:*
[a] **Daripada umur 0 hingga kumpulan umur 1-4** *From age of 0 to age group 1-4*
[b] **Daripada umur 0, kumpulan umur 1-4 hingga kumpulan umur 5-9** *From age of 0, age group 1-4 to age group 5-9*
[c] **Daripada umur 75 hingga 80+** *From age of 75 to 80+*

**Jadual 3.10.25: Jadual hayat ringkas mengikut jantina dan umur, Putatan, Sabah, 2024**
*Table 3.10.25: Abridged life table by sex and age, Putatan, Sabah, 2024*

| **Umur** *Age* | **Kebarangkalian mati di antara umur x dan umur x+n** *Probability of dying between age x and age x+n* | **Bilangan kematian di antara umur x dan umur x+n** *Number of deaths between age x and age x+n* | **Kadar tengah mortaliti di antara umur x dan umur x+n** *Central mortality rate between age x and age x+n* | **Penakat (orang yang masih hidup) pada umur tepat x** *Survivors at exact age x* | **Bilangan orang hidup-tahun di antara umur x dan umur x+n** *Number of person-years lived between age x and age x+n* | **Nisbah ketakatan** *Survival ratio* | **Jumlah bilangan orang hidup-tahun selepas umur tepat x** *Total number of person-years lived after exact age x* | **Jangkaan hayat** *Life expectancy* |
|---|---|---|---|---|---|---|---|---|
| **x** | $_nq_x$ | $_nd_x$ | $_nm_x$ | $l_x$ | $_nL_x$ | $_nS_x$ | $T_x$ | $e_x$ |
| **Lelaki dan Perempuan** *Both sexes* | | | | | | | | |
| **0** | 0.00564 | 564 | 0.00567 | 100,000 | 99,474 | 0.99304 [a] | 7,186,155 | 71.9 |
| **1** | 0.00283 | 282 | 0.00071 | 99,436 | 397,044 | 0.99828 [b] | 7,086,681 | 71.3 |
| **5** | 0.00043 | 43 | 0.00009 | 99,154 | 495,664 | 0.99923 | 6,689,637 | 67.5 |
| **10** | 0.00110 | 109 | 0.00022 | 99,111 | 495,284 | 0.99897 | 6,193,973 | 62.5 |
| **15** | 0.00096 | 95 | 0.00019 | 99,002 | 494,775 | 0.99865 | 5,698,689 | 57.6 |
| **20** | 0.00173 | 171 | 0.00035 | 98,908 | 494,110 | 0.99724 | 5,203,914 | 52.6 |
| **25** | 0.00379 | 374 | 0.00076 | 98,736 | 492,746 | 0.99518 | 4,709,805 | 47.7 |
| **30** | 0.00586 | 576 | 0.00118 | 98,362 | 490,370 | 0.99266 | 4,217,059 | 42.9 |
| **35** | 0.00883 | 863 | 0.00177 | 97,786 | 486,771 | 0.98980 | 3,726,689 | 38.1 |
| **40** | 0.01159 | 1,124 | 0.00233 | 96,923 | 481,804 | 0.98156 | 3,239,917 | 33.4 |
| **45** | 0.02536 | 2,430 | 0.00514 | 95,799 | 472,920 | 0.96540 | 2,758,113 | 28.8 |
| **50** | 0.04408 | 4,116 | 0.00902 | 93,369 | 456,556 | 0.94560 | 2,285,192 | 24.5 |
| **55** | 0.06519 | 5,819 | 0.01348 | 89,253 | 431,719 | 0.92246 | 1,828,637 | 20.5 |
| **60** | 0.09075 | 7,572 | 0.01901 | 83,434 | 398,242 | 0.90142 | 1,396,918 | 16.7 |
| **65** | 0.10720 | 8,132 | 0.02265 | 75,863 | 358,982 | 0.86119 | 998,676 | 13.2 |
| **70** | 0.17423 | 11,800 | 0.03817 | 67,730 | 309,151 | 0.65101 | 639,693 | 9.4 |
| **75** | 0.56063 | 31,356 | 0.15580 | 55,930 | 201,260 | 0.39112 [c] | 330,543 | 5.9 |
| **80+** | 1.00000 | 24,574 | 0.19008 | 24,574 | 129,282 | - | 129,282 | 5.3 |
| **Lelaki** *Male* | | | | | | | | |
| **0** | 0.00757 | 757 | 0.00763 | 100,000 | 99,291 | 0.99080 [a] | 6,921,213 | 69.2 |
| **1** | 0.00366 | 363 | 0.00092 | 99,243 | 396,110 | 0.99778 [b] | 6,821,922 | 68.7 |
| **5** | 0.00039 | 39 | 0.00008 | 98,879 | 494,300 | 0.99878 | 6,425,812 | 65.0 |
| **10** | 0.00204 | 202 | 0.00041 | 98,840 | 493,697 | 0.99845 | 5,931,512 | 60.0 |
| **15** | 0.00106 | 105 | 0.00021 | 98,638 | 492,929 | 0.99856 | 5,437,815 | 55.1 |
| **20** | 0.00181 | 178 | 0.00036 | 98,533 | 492,221 | 0.99627 | 4,944,886 | 50.2 |
| **25** | 0.00565 | 556 | 0.00113 | 98,355 | 490,386 | 0.99367 | 4,452,665 | 45.3 |
| **30** | 0.00701 | 685 | 0.00141 | 97,799 | 487,284 | 0.99141 | 3,962,279 | 40.5 |
| **35** | 0.01018 | 989 | 0.00205 | 97,114 | 483,099 | 0.98872 | 3,474,995 | 35.8 |
| **40** | 0.01240 | 1,192 | 0.00249 | 96,125 | 477,647 | 0.97573 | 2,991,896 | 31.1 |
| **45** | 0.03630 | 3,446 | 0.00739 | 94,934 | 466,053 | 0.95737 | 2,514,249 | 26.5 |
| **50** | 0.04919 | 4,500 | 0.01009 | 91,488 | 446,187 | 0.93102 | 2,048,196 | 22.4 |
| **55** | 0.08980 | 7,811 | 0.01880 | 86,987 | 415,409 | 0.89420 | 1,602,008 | 18.4 |
| **60** | 0.12338 | 9,769 | 0.02630 | 79,176 | 371,459 | 0.87829 | 1,186,600 | 15.0 |
| **65** | 0.11982 | 8,316 | 0.02549 | 69,408 | 326,248 | 0.84092 | 815,140 | 11.7 |
| **70** | 0.20368 | 12,443 | 0.04536 | 61,091 | 274,349 | 0.56343 | 488,893 | 8.0 |
| **75** | 0.72902 | 35,466 | 0.22944 | 48,648 | 154,577 | 0.27951 [c] | 214,543 | 4.4 |
| **80+** | 1.00000 | 13,183 | 0.21983 | 13,183 | 59,966 | - | 59,966 | 4.5 |
| **Perempuan** *Female* | | | | | | | | |
| **0** | 0.00339 | 339 | 0.00340 | 100,000 | 99,682 | 0.99569 [a] | 7,517,152 | 75.2 |
| **1** | 0.00195 | 195 | 0.00049 | 99,661 | 398,162 | 0.99873 [b] | 7,417,470 | 74.4 |
| **5** | 0.00048 | 48 | 0.00010 | 99,466 | 497,212 | 0.99976 | 7,019,309 | 70.6 |
| **10** | 0.00000 | - | 0.00000 | 99,418 | 497,092 | 0.99958 | 6,522,097 | 65.6 |
| **15** | 0.00084 | 83 | 0.00017 | 99,418 | 496,884 | 0.99876 | 6,025,005 | 60.6 |
| **20** | 0.00164 | 162 | 0.00033 | 99,335 | 496,270 | 0.99828 | 5,528,121 | 55.7 |
| **25** | 0.00181 | 179 | 0.00036 | 99,173 | 495,416 | 0.99675 | 5,031,851 | 50.7 |
| **30** | 0.00471 | 466 | 0.00094 | 98,994 | 493,804 | 0.99390 | 4,536,435 | 45.8 |
| **35** | 0.00749 | 738 | 0.00150 | 98,528 | 490,793 | 0.99088 | 4,042,631 | 41.0 |
| **40** | 0.01076 | 1,052 | 0.00216 | 97,790 | 486,317 | 0.98748 | 3,551,838 | 36.3 |
| **45** | 0.01429 | 1,383 | 0.00288 | 96,737 | 480,230 | 0.97354 | 3,065,521 | 31.7 |
| **50** | 0.03880 | 3,700 | 0.00791 | 95,355 | 467,525 | 0.96108 | 2,585,290 | 27.1 |
| **55** | 0.03905 | 3,579 | 0.00796 | 91,655 | 449,330 | 0.95291 | 2,117,765 | 23.1 |
| **60** | 0.05546 | 4,885 | 0.01141 | 88,077 | 428,171 | 0.92603 | 1,668,435 | 18.9 |
| **65** | 0.09357 | 7,784 | 0.01963 | 83,192 | 396,499 | 0.88465 | 1,240,264 | 14.9 |
| **70** | 0.13937 | 10,510 | 0.02996 | 75,408 | 350,764 | 0.73595 | 843,765 | 11.2 |
| **75** | 0.40892 | 26,538 | 0.10280 | 64,898 | 258,144 | 0.47638 [c] | 493,001 | 7.6 |
| **80+** | 1.00000 | 38,360 | 0.16333 | 38,360 | 234,857 | - | 234,857 | 6.1 |

**Nota:** [a] **Daripada umur 0 hingga kumpulan umur 1-4**
*Notes:* *From age of 0 to age group 1-4*

[b] **Daripada umur 0, kumpulan umur 1-4 hingga kumpulan umur 5-9**
*From age of 0, age group 1-4 to age group 5-9*

[c] **Daripada umur 75 hingga 80+**
*From age of 75 to 80+*

**Jadual 3.10.26: Jadual hayat ringkas mengikut jantina dan umur, Telupid, Sabah, 2024**
*Table 3.10.26: Abridged life table by sex and age, Telupid, Sabah, 2024*

| **Umur** *Age* | **Kebarangkalian mati di antara umur x dan umur x+n** *Probability of dying between age x and age x+n* | **Bilangan kematian di antara umur x dan umur x+n** *Number of deaths between age x and age x+n* | **Kadar tengah mortaliti di antara umur x dan umur x+n** *Central mortality rate between age x and age x+n* | **Penakat (orang yang masih hidup) pada umur tepat x** *Survivors at exact age x* | **Bilangan orang hidup-tahun di antara umur x dan umur x+n** *Number of person-years lived between age x and age x+n* | **Nisbah ketakatan** *Survival ratio* | **Jumlah bilangan orang hidup-tahun selepas umur tepat x** *Total number of person-years lived after exact age x* | **Jangkaan hayat** *Life expectancy* |
|---|---|---|---|---|---|---|---|---|
| **x** | $_nq_x$ | $_nd_x$ | $_nm_x$ | $l_x$ | $_nL_x$ | $_nS_x$ | $T_x$ | $e_x$ |
| **Lelaki dan Perempuan** *Both sexes* | | | | | | | | |
| **0** | 0.00787 | 787 | 0.00793 | 100,000 | 99,271 | 0.99165 [a] | 7,715,503 | 77.2 |
| **1** | 0.00121 | 120 | 0.00030 | 99,213 | 396,553 | 0.99928 [b] | 7,616,233 | 76.8 |
| **5** | 0.00000 | - | 0.00000 | 99,093 | 495,465 | 0.99880 | 7,219,680 | 72.9 |
| **10** | 0.00240 | 238 | 0.00048 | 99,093 | 494,869 | 0.99749 | 6,724,215 | 67.9 |
| **15** | 0.00262 | 259 | 0.00052 | 98,855 | 493,626 | 0.99612 | 6,229,346 | 63.0 |
| **20** | 0.00514 | 507 | 0.00103 | 98,596 | 491,712 | 0.99677 | 5,735,719 | 58.2 |
| **25** | 0.00131 | 128 | 0.00026 | 98,089 | 490,125 | 0.99827 | 5,244,008 | 53.5 |
| **30** | 0.00215 | 211 | 0.00043 | 97,961 | 489,277 | 0.99636 | 4,753,883 | 48.5 |
| **35** | 0.00513 | 502 | 0.00103 | 97,750 | 487,495 | 0.99357 | 4,264,606 | 43.6 |
| **40** | 0.00773 | 752 | 0.00155 | 97,248 | 484,362 | 0.98989 | 3,777,111 | 38.8 |
| **45** | 0.01250 | 1,207 | 0.00252 | 96,496 | 479,466 | 0.97742 | 3,292,750 | 34.1 |
| **50** | 0.03279 | 3,124 | 0.00667 | 95,290 | 468,639 | 0.96974 | 2,813,284 | 29.5 |
| **55** | 0.02764 | 2,547 | 0.00561 | 92,166 | 454,460 | 0.95180 | 2,344,645 | 25.4 |
| **60** | 0.06935 | 6,215 | 0.01437 | 89,618 | 432,554 | 0.95131 | 1,890,185 | 21.1 |
| **65** | 0.02649 | 2,210 | 0.00537 | 83,403 | 411,493 | 0.92067 | 1,457,632 | 17.5 |
| **70** | 0.13361 | 10,848 | 0.02863 | 81,194 | 378,849 | 0.80669 | 1,046,139 | 12.9 |
| **75** | 0.26222 | 18,446 | 0.06036 | 70,346 | 305,614 | 0.54201 [c] | 667,290 | 9.5 |
| **80+** | 1.00000 | 51,900 | 0.14350 | 51,900 | 361,677 | - | 361,677 | 7.0 |
| **Lelaki** *Male* | | | | | | | | |
| **0** | 0.00485 | 485 | 0.00488 | 100,000 | 99,542 | 0.99469 [a] | 7,482,777 | 74.8 |
| **1** | 0.00109 | 109 | 0.00027 | 99,515 | 397,802 | 0.99937 [b] | 7,383,235 | 74.2 |
| **5** | 0.00000 | - | 0.00000 | 99,406 | 497,029 | 0.99850 | 6,985,434 | 70.3 |
| **10** | 0.00300 | 299 | 0.00060 | 99,406 | 496,283 | 0.99707 | 6,488,405 | 65.3 |
| **15** | 0.00285 | 283 | 0.00057 | 99,107 | 494,829 | 0.99431 | 5,992,122 | 60.5 |
| **20** | 0.00853 | 843 | 0.00171 | 98,824 | 492,014 | 0.99532 | 5,497,293 | 55.6 |
| **25** | 0.00079 | 77 | 0.00016 | 97,981 | 489,713 | 0.99768 | 5,005,279 | 51.1 |
| **30** | 0.00386 | 378 | 0.00077 | 97,904 | 488,576 | 0.99391 | 4,515,566 | 46.1 |
| **35** | 0.00832 | 812 | 0.00167 | 97,526 | 485,603 | 0.99086 | 4,026,990 | 41.3 |
| **40** | 0.00997 | 965 | 0.00200 | 96,715 | 481,162 | 0.98777 | 3,541,387 | 36.6 |
| **45** | 0.01451 | 1,390 | 0.00292 | 95,750 | 475,277 | 0.96935 | 3,060,225 | 32.0 |
| **50** | 0.04702 | 4,437 | 0.00963 | 94,361 | 460,710 | 0.95407 | 2,584,948 | 27.4 |
| **55** | 0.04478 | 4,027 | 0.00916 | 89,924 | 439,550 | 0.92712 | 2,124,238 | 23.6 |
| **60** | 0.10230 | 8,787 | 0.02156 | 85,897 | 407,515 | 0.92855 | 1,684,687 | 19.6 |
| **65** | 0.03709 | 2,860 | 0.00756 | 77,109 | 378,396 | 0.90727 | 1,277,173 | 16.6 |
| **70** | 0.15051 | 11,175 | 0.03255 | 74,249 | 343,307 | 0.78151 | 898,777 | 12.1 |
| **75** | 0.29851 | 18,828 | 0.07018 | 63,074 | 268,299 | 0.51699 [c] | 555,470 | 8.8 |
| **80+** | 1.00000 | 44,246 | 0.15407 | 44,246 | 287,171 | - | 287,171 | 6.5 |
| **Perempuan** *Female* | | | | | | | | |
| **0** | 0.01143 | 1,143 | 0.01155 | 100,000 | 98,953 | 0.98810 [a] | 8,037,658 | 80.4 |
| **1** | 0.00135 | 133 | 0.00034 | 98,857 | 395,097 | 0.99913 [b] | 7,938,704 | 80.3 |
| **5** | 0.00000 | - | 0.00000 | 98,724 | 493,620 | 0.99914 | 7,543,608 | 76.4 |
| **10** | 0.00172 | 169 | 0.00034 | 98,724 | 493,197 | 0.99797 | 7,049,987 | 71.4 |
| **15** | 0.00233 | 230 | 0.00047 | 98,555 | 492,198 | 0.99832 | 6,556,790 | 66.5 |
| **20** | 0.00103 | 102 | 0.00021 | 98,325 | 491,369 | 0.99851 | 6,064,593 | 61.7 |
| **25** | 0.00195 | 191 | 0.00039 | 98,223 | 490,637 | 0.99903 | 5,573,224 | 56.7 |
| **30** | 0.00000 | - | 0.00000 | 98,032 | 490,158 | 0.99930 | 5,082,587 | 51.8 |
| **35** | 0.00139 | 137 | 0.00028 | 98,032 | 489,817 | 0.99677 | 4,592,429 | 46.8 |
| **40** | 0.00507 | 496 | 0.00102 | 97,895 | 488,235 | 0.99244 | 4,102,612 | 41.9 |
| **45** | 0.01007 | 980 | 0.00202 | 97,399 | 484,543 | 0.98714 | 3,614,377 | 37.1 |
| **50** | 0.01569 | 1,513 | 0.00316 | 96,419 | 478,311 | 0.98816 | 3,129,834 | 32.5 |
| **55** | 0.00792 | 752 | 0.00159 | 94,906 | 472,649 | 0.98093 | 2,651,523 | 27.9 |
| **60** | 0.03030 | 2,853 | 0.00615 | 94,154 | 463,636 | 0.97794 | 2,178,874 | 23.1 |
| **65** | 0.01357 | 1,239 | 0.00273 | 91,301 | 453,406 | 0.93791 | 1,715,238 | 18.8 |
| **70** | 0.11129 | 10,023 | 0.02357 | 90,062 | 425,252 | 0.83934 | 1,261,832 | 14.0 |
| **75** | 0.21622 | 17,306 | 0.04848 | 80,039 | 356,931 | 0.57334 [c] | 836,579 | 10.5 |
| **80+** | 1.00000 | 62,733 | 0.13079 | 62,733 | 479,648 | - | 479,648 | 7.6 |

**Nota:** *Notes:*
[a] **Daripada umur 0 hingga kumpulan umur 1-4** *From age of 0 to age group 1-4*
[b] **Daripada umur 0, kumpulan umur 1-4 hingga kumpulan umur 5-9** *From age of 0, age group 1-4 to age group 5-9*
[c] **Daripada umur 75 hingga 80+** *From age of 75 to 80+*

**Jadual 3.10.27: Jadual hayat ringkas mengikut jantina dan umur, Kalabakan, Sabah, 2024**
*Table 3.10.27: Abridged life table by sex and age, Kalabakan, Sabah, 2024*

| **Umur** *Age* | **Kebarangkalian mati di antara umur x dan umur x+n** *Probability of dying between age x and age x+n* | **Bilangan kematian di antara umur x dan umur x+n** *Number of deaths between age x and age x+n* | **Kadar tengah mortaliti di antara umur x dan umur x+n** *Central mortality rate between age x and age x+n* | **Penakat (orang yang masih hidup) pada umur tepat x** *Survivors at exact age x* | **Bilangan orang hidup-tahun di antara umur x dan umur x+n** *Number of person-years lived between age x and age x+n* | **Nisbah ketakatan** *Survival ratio* | **Jumlah bilangan orang hidup-tahun selepas umur tepat x** *Total number of person-years lived after exact age x* | **Jangkaan hayat** *Life expectancy* |
|---|---|---|---|---|---|---|---|---|
| **x** | $_nq_x$ | $_nd_x$ | $_nm_x$ | $l_x$ | $_nL_x$ | $_nS_x$ | $T_x$ | $e_x$ |
| **Lelaki dan Perempuan** *Both sexes* | | | | | | | | |
| **0** | 0.00928 | 928 | 0.00936 | 100,000 | 99,144 | 0.99036 [a] | 7,729,756 | 77.3 |
| **1** | 0.00101 | 100 | 0.00025 | 99,072 | 396,038 | 0.99894 [b] | 7,630,612 | 77.0 |
| **5** | 0.00081 | 80 | 0.00016 | 98,972 | 494,658 | 0.99803 | 7,234,574 | 73.1 |
| **10** | 0.00312 | 309 | 0.00063 | 98,891 | 493,686 | 0.99766 | 6,739,916 | 68.2 |
| **15** | 0.00155 | 153 | 0.00031 | 98,583 | 492,532 | 0.99881 | 6,246,231 | 63.4 |
| **20** | 0.00083 | 82 | 0.00017 | 98,430 | 491,946 | 0.99902 | 5,753,699 | 58.5 |
| **25** | 0.00113 | 111 | 0.00023 | 98,348 | 491,464 | 0.99821 | 5,261,753 | 53.5 |
| **30** | 0.00244 | 240 | 0.00049 | 98,237 | 490,587 | 0.99693 | 4,770,289 | 48.6 |
| **35** | 0.00369 | 362 | 0.00074 | 97,997 | 489,082 | 0.99483 | 4,279,701 | 43.7 |
| **40** | 0.00666 | 650 | 0.00134 | 97,636 | 486,553 | 0.98993 | 3,790,619 | 38.8 |
| **45** | 0.01350 | 1,310 | 0.00272 | 96,986 | 481,654 | 0.98007 | 3,304,066 | 34.1 |
| **50** | 0.02644 | 2,529 | 0.00536 | 95,676 | 472,056 | 0.95961 | 2,822,412 | 29.5 |
| **55** | 0.05471 | 5,096 | 0.01125 | 93,147 | 452,992 | 0.94072 | 2,350,356 | 25.2 |
| **60** | 0.06411 | 5,645 | 0.01325 | 88,050 | 426,137 | 0.92975 | 1,897,364 | 21.5 |
| **65** | 0.07681 | 6,330 | 0.01598 | 82,405 | 396,200 | 0.90711 | 1,471,227 | 17.9 |
| **70** | 0.11031 | 8,392 | 0.02335 | 76,075 | 359,395 | 0.86131 | 1,075,027 | 14.1 |
| **75** | 0.17058 | 11,545 | 0.03730 | 67,683 | 309,552 | 0.56744 [c] | 715,632 | 10.6 |
| **80+** | 1.00000 | 56,138 | 0.13824 | 56,138 | 406,080 | - | 406,080 | 7.2 |
| **Lelaki** *Male* | | | | | | | | |
| **0** | 0.01361 | 1,361 | 0.01378 | 100,000 | 98,750 | 0.98599 [a] | 7,580,873 | 75.8 |
| **1** | 0.00133 | 131 | 0.00033 | 98,639 | 394,245 | 0.99869 [b] | 7,482,122 | 75.9 |
| **5** | 0.00078 | 77 | 0.00016 | 98,508 | 492,349 | 0.99909 | 7,087,878 | 72.0 |
| **10** | 0.00104 | 102 | 0.00021 | 98,431 | 491,900 | 0.99856 | 6,595,529 | 67.0 |
| **15** | 0.00184 | 181 | 0.00037 | 98,329 | 491,193 | 0.99908 | 6,103,629 | 62.1 |
| **20** | 0.00000 | - | 0.00000 | 98,148 | 490,742 | 0.99983 | 5,612,436 | 57.2 |
| **25** | 0.00033 | 33 | 0.00007 | 98,148 | 490,660 | 0.99937 | 5,121,694 | 52.2 |
| **30** | 0.00093 | 91 | 0.00019 | 98,116 | 490,350 | 0.99776 | 4,631,034 | 47.2 |
| **35** | 0.00355 | 348 | 0.00071 | 98,024 | 489,252 | 0.99513 | 4,140,684 | 42.2 |
| **40** | 0.00620 | 606 | 0.00124 | 97,677 | 486,868 | 0.99046 | 3,651,432 | 37.4 |
| **45** | 0.01289 | 1,251 | 0.00259 | 97,071 | 482,225 | 0.97990 | 3,164,564 | 32.6 |
| **50** | 0.02740 | 2,625 | 0.00556 | 95,819 | 472,534 | 0.95709 | 2,682,339 | 28.0 |
| **55** | 0.05887 | 5,486 | 0.01213 | 93,194 | 452,256 | 0.92831 | 2,209,806 | 23.7 |
| **60** | 0.08531 | 7,482 | 0.01782 | 87,708 | 419,836 | 0.90749 | 1,757,550 | 20.0 |
| **65** | 0.10039 | 8,054 | 0.02114 | 80,226 | 380,996 | 0.87824 | 1,337,714 | 16.7 |
| **70** | 0.14551 | 10,502 | 0.03139 | 72,172 | 334,608 | 0.83460 | 956,718 | 13.3 |
| **75** | 0.18868 | 11,636 | 0.04167 | 61,671 | 279,264 | 0.55110 [c] | 622,110 | 10.1 |
| **80+** | 1.00000 | 50,035 | 0.14594 | 50,035 | 342,846 | - | 342,846 | 6.9 |
| **Perempuan** *Female* | | | | | | | | |
| **0** | 0.00475 | 475 | 0.00477 | 100,000 | 99,555 | 0.99497 [a] | 7,913,423 | 79.1 |
| **1** | 0.00069 | 68 | 0.00017 | 99,525 | 397,930 | 0.99918 [b] | 7,813,868 | 78.5 |
| **5** | 0.00084 | 83 | 0.00017 | 99,457 | 497,075 | 0.99697 | 7,415,938 | 74.6 |
| **10** | 0.00522 | 519 | 0.00105 | 99,374 | 495,571 | 0.99679 | 6,918,862 | 69.6 |
| **15** | 0.00118 | 117 | 0.00024 | 98,855 | 493,982 | 0.99848 | 6,423,292 | 65.0 |
| **20** | 0.00185 | 183 | 0.00037 | 98,738 | 493,233 | 0.99800 | 5,929,309 | 60.1 |
| **25** | 0.00215 | 212 | 0.00043 | 98,555 | 492,247 | 0.99664 | 5,436,076 | 55.2 |
| **30** | 0.00457 | 450 | 0.00092 | 98,343 | 490,593 | 0.99577 | 4,943,829 | 50.3 |
| **35** | 0.00388 | 380 | 0.00078 | 97,894 | 488,519 | 0.99443 | 4,453,237 | 45.5 |
| **40** | 0.00727 | 708 | 0.00146 | 97,514 | 485,798 | 0.98921 | 3,964,718 | 40.7 |
| **45** | 0.01433 | 1,388 | 0.00289 | 96,805 | 480,558 | 0.98028 | 3,478,920 | 35.9 |
| **50** | 0.02519 | 2,403 | 0.00510 | 95,418 | 471,080 | 0.96265 | 2,998,362 | 31.4 |
| **55** | 0.04983 | 4,635 | 0.01022 | 93,014 | 453,483 | 0.95575 | 2,527,282 | 27.2 |
| **60** | 0.03837 | 3,391 | 0.00782 | 88,379 | 433,417 | 0.95461 | 2,073,799 | 23.5 |
| **65** | 0.05269 | 4,478 | 0.01082 | 84,988 | 413,744 | 0.94017 | 1,640,382 | 19.3 |
| **70** | 0.06736 | 5,423 | 0.01394 | 80,510 | 388,992 | 0.89187 | 1,226,638 | 15.2 |
| **75** | 0.15184 | 11,401 | 0.03286 | 75,087 | 346,930 | 0.58583 [c] | 837,646 | 11.2 |
| **80+** | 1.00000 | 63,685 | 0.12978 | 63,685 | 490,716 | - | 490,716 | 7.7 |

**Nota:** [a] **Daripada umur 0 hingga kumpulan umur 1-4** *From age of 0 to age group 1-4*
[b] **Daripada umur 0, kumpulan umur 1-4 hingga kumpulan umur 5-9** *From age of 0, age group 1-4 to age group 5-9*
[c] **Daripada umur 75 hingga 80+** *From age of 75 to 80+*
*Notes:*

**Jadual 3.10.28: Jadual hayat ringkas mengikut jantina dan umur, Membakut, Sabah, 2024**
*Table 3.10.28: Abridged life table by sex and age, Membakut, Sabah, 2024*

| Umur *Age* | Kebarangkalian mati di antara umur x dan umur x+n *Probability of dying between age x and age x+n* | Bilangan kematian di antara umur x dan umur x+n *Number of deaths between age x and age x+n* | Kadar tengah mortaliti di antara umur x dan umur x+n *Central mortality rate between age x and age x+n* | Penakat (orang yang masih hidup) pada umur tepat x *Survivors at exact age x* | Bilangan orang hidup-tahun di antara umur x dan umur x+n *Number of person-years lived between age x and age x+n* | Nisbah ketakatan *Survival ratio* | Jumlah bilangan orang hidup-tahun selepas umur tepat x *Total number of person-years lived after exact age x* | Jangkaan hayat *Life expectancy* |
|---|---|---|---|---|---|---|---|---|
| x | $_nq_x$ | $_nd_x$ | $_nm_x$ | $l_x$ | $_nL_x$ | $_nS_x$ | $T_x$ | $e_x$ |
| **Lelaki dan Perempuan** *Both sexes* | | | | | | | | |
| **0** | 0.01054 | 1,054 | 0.01064 | 100,000 | 99,032 | 0.98914 [a] | 6,987,358 | 69.9 |
| **1** | 0.00100 | 99 | 0.00025 | 98,946 | 395,536 | 0.99918 [b] | 6,888,326 | 69.6 |
| **5** | 0.00030 | 29 | 0.00006 | 98,847 | 494,160 | 0.99926 | 6,492,790 | 65.7 |
| **10** | 0.00118 | 117 | 0.00024 | 98,817 | 493,795 | 0.99780 | 5,998,630 | 60.7 |
| **15** | 0.00321 | 317 | 0.00064 | 98,701 | 492,710 | 0.99666 | 5,504,835 | 55.8 |
| **20** | 0.00346 | 341 | 0.00069 | 98,383 | 491,066 | 0.99611 | 5,012,125 | 50.9 |
| **25** | 0.00432 | 423 | 0.00087 | 98,043 | 489,156 | 0.99566 | 4,521,059 | 46.1 |
| **30** | 0.00436 | 425 | 0.00087 | 97,620 | 487,035 | 0.99061 | 4,031,902 | 41.3 |
| **35** | 0.01445 | 1,405 | 0.00291 | 97,194 | 482,460 | 0.98129 | 3,544,867 | 36.5 |
| **40** | 0.02304 | 2,207 | 0.00466 | 95,790 | 473,430 | 0.96956 | 3,062,408 | 32.0 |
| **45** | 0.03802 | 3,558 | 0.00775 | 93,583 | 459,017 | 0.96398 | 2,588,977 | 27.7 |
| **50** | 0.03393 | 3,055 | 0.00690 | 90,024 | 442,485 | 0.93603 | 2,129,960 | 23.7 |
| **55** | 0.09507 | 8,269 | 0.01996 | 86,970 | 414,177 | 0.88460 | 1,687,476 | 19.4 |
| **60** | 0.13786 | 10,850 | 0.02961 | 78,701 | 366,381 | 0.84076 | 1,273,299 | 16.2 |
| **65** | 0.18405 | 12,488 | 0.04054 | 67,851 | 308,037 | 0.80461 | 906,918 | 13.4 |
| **70** | 0.20928 | 11,587 | 0.04675 | 55,363 | 247,851 | 0.74274 | 598,881 | 10.8 |
| **75** | 0.31794 | 13,919 | 0.07561 | 43,777 | 184,088 | 0.47558 [c] | 351,030 | 8.0 |
| **80+** | 1.00000 | 29,858 | 0.17885 | 29,858 | 166,942 | - | 166,942 | 5.6 |
| **Lelaki** *Male* | | | | | | | | |
| **0** | 0.00714 | 714 | 0.00719 | 100,000 | 99,331 | 0.99203 [a] | 6,787,149 | 67.9 |
| **1** | 0.00195 | 193 | 0.00049 | 99,286 | 396,685 | 0.99860 [b] | 6,687,819 | 67.4 |
| **5** | 0.00056 | 56 | 0.00011 | 99,092 | 495,322 | 0.99857 | 6,291,134 | 63.5 |
| **10** | 0.00230 | 228 | 0.00046 | 99,036 | 494,613 | 0.99657 | 5,795,812 | 58.5 |
| **15** | 0.00456 | 450 | 0.00091 | 98,809 | 492,919 | 0.99631 | 5,301,199 | 53.7 |
| **20** | 0.00282 | 277 | 0.00056 | 98,359 | 491,101 | 0.99602 | 4,808,280 | 48.9 |
| **25** | 0.00515 | 505 | 0.00103 | 98,082 | 489,146 | 0.99442 | 4,317,179 | 44.0 |
| **30** | 0.00602 | 587 | 0.00121 | 97,577 | 486,415 | 0.98772 | 3,828,033 | 39.2 |
| **35** | 0.01858 | 1,802 | 0.00375 | 96,989 | 480,442 | 0.97453 | 3,341,618 | 34.5 |
| **40** | 0.03248 | 3,092 | 0.00660 | 95,187 | 468,207 | 0.96146 | 2,861,176 | 30.1 |
| **45** | 0.04480 | 4,126 | 0.00916 | 92,095 | 450,162 | 0.95496 | 2,392,970 | 26.0 |
| **50** | 0.04529 | 3,984 | 0.00927 | 87,970 | 429,888 | 0.92422 | 1,942,807 | 22.1 |
| **55** | 0.10772 | 9,047 | 0.02277 | 83,986 | 397,311 | 0.86196 | 1,512,919 | 18.0 |
| **60** | 0.17202 | 12,891 | 0.03764 | 74,939 | 342,467 | 0.81301 | 1,115,608 | 14.9 |
| **65** | 0.20507 | 12,724 | 0.04570 | 62,048 | 278,429 | 0.77773 | 773,141 | 12.5 |
| **70** | 0.24390 | 12,030 | 0.05556 | 49,324 | 216,544 | 0.70705 | 494,712 | 10.0 |
| **75** | 0.35782 | 13,344 | 0.08716 | 37,294 | 153,108 | 0.44958 [c] | 278,168 | 7.5 |
| **80+** | 1.00000 | 23,949 | 0.19150 | 23,949 | 125,060 | - | 125,060 | 5.2 |
| **Perempuan** *Female* | | | | | | | | |
| **0** | 0.01448 | 1,448 | 0.01467 | 100,000 | 98,687 | 0.98579 [a] | 7,236,671 | 72.4 |
| **1** | 0.00000 | - | 0.00000 | 98,552 | 394,209 | 0.99973 [b] | 7,137,983 | 72.4 |
| **5** | 0.00000 | - | 0.00000 | 98,552 | 492,761 | 1.00000 | 6,743,775 | 68.4 |
| **10** | 0.00000 | - | 0.00000 | 98,552 | 492,761 | 0.99915 | 6,251,013 | 63.4 |
| **15** | 0.00171 | 168 | 0.00034 | 98,552 | 492,341 | 0.99701 | 5,758,252 | 58.4 |
| **20** | 0.00428 | 421 | 0.00086 | 98,384 | 490,869 | 0.99618 | 5,265,911 | 53.5 |
| **25** | 0.00337 | 330 | 0.00067 | 97,964 | 488,993 | 0.99706 | 4,775,042 | 48.7 |
| **30** | 0.00251 | 245 | 0.00050 | 97,634 | 487,556 | 0.99375 | 4,286,049 | 43.9 |
| **35** | 0.01001 | 974 | 0.00201 | 97,389 | 484,507 | 0.98900 | 3,798,492 | 39.0 |
| **40** | 0.01200 | 1,157 | 0.00241 | 96,414 | 479,180 | 0.97887 | 3,313,985 | 34.4 |
| **45** | 0.03037 | 2,893 | 0.00617 | 95,258 | 469,056 | 0.97431 | 2,834,806 | 29.8 |
| **50** | 0.02086 | 1,926 | 0.00421 | 92,365 | 457,008 | 0.94988 | 2,365,750 | 25.6 |
| **55** | 0.08000 | 7,235 | 0.01667 | 90,438 | 434,104 | 0.91226 | 1,908,742 | 21.1 |
| **60** | 0.09615 | 8,000 | 0.02020 | 83,203 | 396,016 | 0.87336 | 1,474,638 | 17.7 |
| **65** | 0.16037 | 12,060 | 0.03487 | 75,203 | 345,864 | 0.83111 | 1,078,622 | 14.3 |
| **70** | 0.17903 | 11,304 | 0.03933 | 63,143 | 287,453 | 0.77249 | 732,758 | 11.6 |
| **75** | 0.28656 | 14,855 | 0.06690 | 51,838 | 222,055 | 0.50134 [c] | 445,305 | 8.6 |
| **80+** | 1.00000 | 36,984 | 0.16566 | 36,984 | 223,250 | - | 223,250 | 6.0 |

**Nota:** *Notes:*
[a] **Daripada umur 0 hingga kumpulan umur 1-4** *From age of 0 to age group 1-4*
[b] **Daripada umur 0, kumpulan umur 1-4 hingga kumpulan umur 5-9** *From age of 0, age group 1-4 to age group 5-9*
[c] **Daripada umur 75 hingga 80+** *From age of 75 to 80+*

**Muka surat ini sengaja dibiarkan kosong**

*This page is deliberately left blank*

# NEGERI & DAERAH PENTADBIRAN

## *STATE & ADMINISTRATIVE DISTRICT*

# SARAWAK 2024

**Muka surat ini sengaja dibiarkan kosong**

*This page is deliberately left blank*

**Jadual 3.11: Jadual hayat ringkas mengikut jantina dan umur, Sarawak, 2024**
*Table 3.11: Abridged life table by sex and age, Sarawak, 2024*

| **Umur** *Age* | **Kebarangkalian mati di antara umur x dan umur x+n** *Probability of dying between age x and age x+n* | **Bilangan kematian di antara umur x dan umur x+n** *Number of deaths between age x and age x+n* | **Kadar tengah mortaliti di antara umur x dan umur x+n** *Central mortality rate between age x and age x+n* | **Penakat (orang yang masih hidup) pada umur tepat x** *Survivors at exact age x* | **Bilangan orang hidup-tahun di antara umur x dan umur x+n** *Number of person-years lived between age x and age x+n* | **Nisbah ketakatan** *Survival ratio* | **Jumlah bilangan orang hidup-tahun selepas umur tepat x** *Total number of person-years lived after exact age x* | **Jangkaan hayat** *Life expectancy* |
|---|---|---|---|---|---|---|---|---|
| **x** | $_nq_x$ | $_nd_x$ | $_nm_x$ | $l_x$ | $_nL_x$ | $_nS_x$ | $T_x$ | $e_x$ |
| **Lelaki dan Perempuan** *Both sexes* | | | | | | | | |
| **0** | 0.00669 | 669 | 0.00674 | 100,000 | 99,378 | 0.99263 [a] | 7,498,855 | 75.0 |
| **1** | 0.00156 | 155 | 0.00039 | 99,331 | 396,938 | 0.99857 [b] | 7,399,478 | 74.5 |
| **5** | 0.00111 | 110 | 0.00022 | 99,176 | 495,606 | 0.99868 | 7,002,540 | 70.6 |
| **10** | 0.00154 | 152 | 0.00031 | 99,066 | 494,951 | 0.99780 | 6,506,934 | 65.7 |
| **15** | 0.00287 | 284 | 0.00057 | 98,914 | 493,860 | 0.99663 | 6,011,983 | 60.8 |
| **20** | 0.00387 | 382 | 0.00078 | 98,630 | 492,196 | 0.99565 | 5,518,122 | 55.9 |
| **25** | 0.00483 | 474 | 0.00097 | 98,248 | 490,055 | 0.99402 | 5,025,926 | 51.2 |
| **30** | 0.00714 | 698 | 0.00143 | 97,774 | 487,124 | 0.99122 | 4,535,871 | 46.4 |
| **35** | 0.01042 | 1,012 | 0.00210 | 97,076 | 482,849 | 0.98710 | 4,048,747 | 41.7 |
| **40** | 0.01540 | 1,479 | 0.00310 | 96,064 | 476,621 | 0.98073 | 3,565,898 | 37.1 |
| **45** | 0.02319 | 2,193 | 0.00469 | 94,585 | 467,439 | 0.97226 | 3,089,277 | 32.7 |
| **50** | 0.03241 | 2,994 | 0.00659 | 92,391 | 454,470 | 0.96107 | 2,621,838 | 28.4 |
| **55** | 0.04567 | 4,083 | 0.00935 | 89,397 | 436,778 | 0.94942 | 2,167,368 | 24.2 |
| **60** | 0.05572 | 4,754 | 0.01146 | 85,314 | 414,687 | 0.92706 | 1,730,589 | 20.3 |
| **65** | 0.09117 | 7,345 | 0.01911 | 80,560 | 384,440 | 0.88649 | 1,315,902 | 16.3 |
| **70** | 0.13809 | 10,110 | 0.02967 | 73,215 | 340,802 | 0.80906 | 931,463 | 12.7 |
| **75** | 0.25226 | 15,919 | 0.05773 | 63,105 | 275,730 | 0.53318 [c] | 590,661 | 9.4 |
| **80+** | 1.00000 | 47,187 | 0.14983 | 47,187 | 314,931 | - | 314,931 | 6.7 |
| **Lelaki** *Male* | | | | | | | | |
| **0** | 0.00710 | 710 | 0.00714 | 100,000 | 99,335 | 0.99212 [a] | 7,260,059 | 72.6 |
| **1** | 0.00186 | 185 | 0.00047 | 99,290 | 396,724 | 0.99827 [b] | 7,160,724 | 72.1 |
| **5** | 0.00132 | 131 | 0.00026 | 99,106 | 495,201 | 0.99844 | 6,764,000 | 68.3 |
| **10** | 0.00181 | 179 | 0.00036 | 98,975 | 494,426 | 0.99713 | 6,268,800 | 63.3 |
| **15** | 0.00393 | 388 | 0.00079 | 98,796 | 493,008 | 0.99523 | 5,774,374 | 58.4 |
| **20** | 0.00561 | 552 | 0.00112 | 98,408 | 490,659 | 0.99388 | 5,281,365 | 53.7 |
| **25** | 0.00664 | 650 | 0.00133 | 97,856 | 487,655 | 0.99185 | 4,790,707 | 49.0 |
| **30** | 0.00966 | 939 | 0.00194 | 97,206 | 483,683 | 0.98819 | 4,303,051 | 44.3 |
| **35** | 0.01397 | 1,345 | 0.00281 | 96,267 | 477,971 | 0.98281 | 3,819,369 | 39.7 |
| **40** | 0.02045 | 1,941 | 0.00413 | 94,922 | 469,756 | 0.97469 | 3,341,397 | 35.2 |
| **45** | 0.03028 | 2,815 | 0.00615 | 92,981 | 457,865 | 0.96423 | 2,871,642 | 30.9 |
| **50** | 0.04144 | 3,737 | 0.00846 | 90,166 | 441,486 | 0.95041 | 2,413,776 | 26.8 |
| **55** | 0.05809 | 5,021 | 0.01197 | 86,429 | 419,593 | 0.93677 | 1,972,290 | 22.8 |
| **60** | 0.06868 | 5,592 | 0.01423 | 81,408 | 393,063 | 0.91150 | 1,552,697 | 19.1 |
| **65** | 0.10979 | 8,324 | 0.02323 | 75,817 | 358,275 | 0.86464 | 1,159,634 | 15.3 |
| **70** | 0.16408 | 11,074 | 0.03575 | 67,493 | 309,780 | 0.77922 | 801,359 | 11.9 |
| **75** | 0.28860 | 16,282 | 0.06745 | 56,419 | 241,388 | 0.50895 [c] | 491,580 | 8.7 |
| **80+** | 1.00000 | 40,136 | 0.16042 | 40,136 | 250,192 | - | 250,192 | 6.2 |
| **Perempuan** *Female* | | | | | | | | |
| **0** | 0.00625 | 625 | 0.00629 | 100,000 | 99,418 | 0.99323 [a] | 7,773,706 | 77.7 |
| **1** | 0.00123 | 122 | 0.00031 | 99,375 | 397,195 | 0.99885 [b] | 7,674,288 | 77.2 |
| **5** | 0.00088 | 87 | 0.00018 | 99,252 | 496,044 | 0.99894 | 7,277,094 | 73.3 |
| **10** | 0.00124 | 123 | 0.00025 | 99,165 | 495,517 | 0.99852 | 6,781,050 | 68.4 |
| **15** | 0.00171 | 169 | 0.00034 | 99,042 | 494,785 | 0.99817 | 6,285,533 | 63.5 |
| **20** | 0.00195 | 192 | 0.00039 | 98,872 | 493,881 | 0.99764 | 5,790,748 | 58.6 |
| **25** | 0.00278 | 274 | 0.00056 | 98,680 | 492,715 | 0.99649 | 5,296,867 | 53.7 |
| **30** | 0.00426 | 419 | 0.00085 | 98,406 | 490,983 | 0.99467 | 4,804,152 | 48.8 |
| **35** | 0.00641 | 629 | 0.00129 | 97,987 | 488,365 | 0.99186 | 4,313,169 | 44.0 |
| **40** | 0.00987 | 961 | 0.00198 | 97,359 | 484,392 | 0.98713 | 3,824,804 | 39.3 |
| **45** | 0.01590 | 1,533 | 0.00321 | 96,398 | 478,157 | 0.98046 | 3,340,412 | 34.7 |
| **50** | 0.02324 | 2,205 | 0.00470 | 94,865 | 468,813 | 0.97189 | 2,862,255 | 30.2 |
| **55** | 0.03309 | 3,066 | 0.00673 | 92,660 | 455,637 | 0.96229 | 2,393,441 | 25.8 |
| **60** | 0.04248 | 3,806 | 0.00868 | 89,595 | 438,457 | 0.94279 | 1,937,804 | 21.6 |
| **65** | 0.07260 | 6,228 | 0.01507 | 85,788 | 413,372 | 0.90849 | 1,499,347 | 17.5 |
| **70** | 0.11191 | 8,904 | 0.02371 | 79,561 | 375,544 | 0.83769 | 1,085,974 | 13.6 |
| **75** | 0.21906 | 15,478 | 0.04920 | 70,657 | 314,591 | 0.55718 [c] | 710,430 | 10.1 |
| **80+** | 1.00000 | 55,179 | 0.13940 | 55,179 | 395,840 | - | 395,840 | 7.2 |

**Nota:** *Notes:*
[a] **Daripada umur 0 hingga kumpulan umur 1-4** *From age of 0 to age group 1-4*
[b] **Daripada umur 0, kumpulan umur 1-4 hingga kumpulan umur 5-9** *From age of 0, age group 1-4 to age group 5-9*
[c] **Daripada umur 75 hingga 80+** *From age of 75 to 80+*

**Jadual 3.11.1: Jadual hayat ringkas mengikut jantina dan umur, Kuching, Sarawak, 2024**
*Table 3.11.1: Abridged life table by sex and age, Kuching, Sarawak, 2024*

| **Umur** *Age* | **Kebarangkalian mati di antara umur x dan umur x+n** *Probability of dying between age x and age x+n* | **Bilangan kematian di antara umur x dan umur x+n** *Number of deaths between age x and age x+n* | **Kadar tengah mortaliti di antara umur x dan umur x+n** *Central mortality rate between age x and age x+n* | **Penakat (orang yang masih hidup) pada umur tepat x** *Survivors at exact age x* | **Bilangan orang hidup-tahun di antara umur x dan umur x+n** *Number of person-years lived between age x and age x+n* | **Nisbah ketakatan** *Survival ratio* | **Jumlah bilangan orang hidup-tahun selepas umur tepat x** *Total number of person-years lived after exact age x* | **Jangkaan hayat** *Life expectancy* |
|---|---|---|---|---|---|---|---|---|
| **x** | $_nq_x$ | $_nd_x$ | $_nm_x$ | $l_x$ | $_nL_x$ | $_nS_x$ | $T_x$ | $e_x$ |
| **Lelaki dan Perempuan** *Both sexes* | | | | | | | | |
| **0** | 0.00666 | 666 | 0.00670 | 100,000 | 99,380 | 0.99294 [a] | 7,703,029 | 77.0 |
| **1** | 0.00100 | 99 | 0.00025 | 99,334 | 397,088 | 0.99911 [b] | 7,603,648 | 76.5 |
| **5** | 0.00058 | 58 | 0.00012 | 99,235 | 496,029 | 0.99916 | 7,206,560 | 72.6 |
| **10** | 0.00109 | 108 | 0.00022 | 99,177 | 495,614 | 0.99859 | 6,710,531 | 67.7 |
| **15** | 0.00173 | 171 | 0.00035 | 99,069 | 494,914 | 0.99772 | 6,214,917 | 62.7 |
| **20** | 0.00282 | 279 | 0.00057 | 98,897 | 493,787 | 0.99673 | 5,720,002 | 57.8 |
| **25** | 0.00373 | 367 | 0.00075 | 98,618 | 492,171 | 0.99570 | 5,226,215 | 53.0 |
| **30** | 0.00488 | 480 | 0.00098 | 98,250 | 490,053 | 0.99357 | 4,734,044 | 48.2 |
| **35** | 0.00798 | 780 | 0.00160 | 97,771 | 486,904 | 0.99024 | 4,243,991 | 43.4 |
| **40** | 0.01156 | 1,121 | 0.00233 | 96,991 | 482,151 | 0.98504 | 3,757,088 | 38.7 |
| **45** | 0.01839 | 1,763 | 0.00371 | 95,870 | 474,940 | 0.97841 | 3,274,936 | 34.2 |
| **50** | 0.02484 | 2,338 | 0.00503 | 94,106 | 464,688 | 0.96834 | 2,799,996 | 29.8 |
| **55** | 0.03864 | 3,546 | 0.00788 | 91,769 | 449,979 | 0.95494 | 2,335,308 | 25.4 |
| **60** | 0.05174 | 4,565 | 0.01062 | 88,223 | 429,701 | 0.93336 | 1,885,329 | 21.4 |
| **65** | 0.08235 | 6,889 | 0.01718 | 83,658 | 401,066 | 0.90266 | 1,455,628 | 17.4 |
| **70** | 0.11367 | 8,726 | 0.02410 | 76,769 | 362,027 | 0.84491 | 1,054,562 | 13.7 |
| **75** | 0.20182 | 13,732 | 0.04489 | 68,042 | 305,881 | 0.55832 [c] | 692,534 | 10.2 |
| **80+** | 1.00000 | 54,310 | 0.14046 | 54,310 | 386,653 | - | 386,653 | 7.1 |
| **Lelaki** *Male* | | | | | | | | |
| **0** | 0.00722 | 722 | 0.00727 | 100,000 | 99,323 | 0.99233 [a] | 7,437,995 | 74.4 |
| **1** | 0.00115 | 114 | 0.00029 | 99,278 | 396,840 | 0.99888 [b] | 7,338,671 | 73.9 |
| **5** | 0.00083 | 83 | 0.00017 | 99,163 | 495,610 | 0.99884 | 6,941,831 | 70.0 |
| **10** | 0.00148 | 147 | 0.00030 | 99,081 | 495,037 | 0.99819 | 6,446,221 | 65.1 |
| **15** | 0.00214 | 212 | 0.00043 | 98,934 | 494,141 | 0.99686 | 5,951,184 | 60.2 |
| **20** | 0.00414 | 409 | 0.00083 | 98,722 | 492,588 | 0.99536 | 5,457,044 | 55.3 |
| **25** | 0.00514 | 506 | 0.00103 | 98,313 | 490,301 | 0.99401 | 4,964,455 | 50.5 |
| **30** | 0.00683 | 668 | 0.00137 | 97,807 | 487,367 | 0.99112 | 4,474,154 | 45.7 |
| **35** | 0.01094 | 1,062 | 0.00220 | 97,139 | 483,040 | 0.98632 | 3,986,787 | 41.0 |
| **40** | 0.01645 | 1,580 | 0.00332 | 96,077 | 476,434 | 0.97967 | 3,503,747 | 36.5 |
| **45** | 0.02427 | 2,294 | 0.00491 | 94,497 | 466,750 | 0.97102 | 3,027,313 | 32.0 |
| **50** | 0.03381 | 3,117 | 0.00688 | 92,203 | 453,222 | 0.95800 | 2,560,563 | 27.8 |
| **55** | 0.05047 | 4,497 | 0.01036 | 89,086 | 434,187 | 0.94146 | 2,107,341 | 23.7 |
| **60** | 0.06703 | 5,670 | 0.01387 | 84,589 | 408,770 | 0.91469 | 1,673,154 | 19.8 |
| **65** | 0.10490 | 8,278 | 0.02214 | 78,919 | 373,900 | 0.87603 | 1,264,384 | 16.0 |
| **70** | 0.14527 | 10,262 | 0.03133 | 70,641 | 327,549 | 0.80770 | 890,485 | 12.6 |
| **75** | 0.24731 | 14,933 | 0.05644 | 60,379 | 264,563 | 0.53003 [c] | 562,936 | 9.3 |
| **80+** | 1.00000 | 45,446 | 0.15231 | 45,446 | 298,373 | - | 298,373 | 6.6 |
| **Perempuan** *Female* | | | | | | | | |
| **0** | 0.00604 | 604 | 0.00607 | 100,000 | 99,437 | 0.99363 [a] | 7,996,119 | 80.0 |
| **1** | 0.00084 | 83 | 0.00021 | 99,396 | 397,377 | 0.99934 [b] | 7,896,682 | 79.4 |
| **5** | 0.00032 | 31 | 0.00006 | 99,313 | 496,485 | 0.99950 | 7,499,304 | 75.5 |
| **10** | 0.00068 | 67 | 0.00014 | 99,281 | 496,238 | 0.99902 | 7,002,819 | 70.5 |
| **15** | 0.00129 | 128 | 0.00026 | 99,214 | 495,750 | 0.99868 | 6,506,581 | 65.6 |
| **20** | 0.00135 | 134 | 0.00027 | 99,086 | 495,095 | 0.99821 | 6,010,831 | 60.7 |
| **25** | 0.00224 | 221 | 0.00045 | 98,952 | 494,208 | 0.99745 | 5,515,736 | 55.7 |
| **30** | 0.00287 | 283 | 0.00057 | 98,731 | 492,946 | 0.99609 | 5,021,528 | 50.9 |
| **35** | 0.00496 | 488 | 0.00099 | 98,448 | 491,018 | 0.99421 | 4,528,582 | 46.0 |
| **40** | 0.00662 | 648 | 0.00133 | 97,960 | 488,178 | 0.99039 | 4,037,563 | 41.2 |
| **45** | 0.01262 | 1,228 | 0.00254 | 97,311 | 483,487 | 0.98557 | 3,549,386 | 36.5 |
| **50** | 0.01626 | 1,562 | 0.00328 | 96,084 | 476,512 | 0.97838 | 3,065,899 | 31.9 |
| **55** | 0.02708 | 2,559 | 0.00549 | 94,521 | 466,208 | 0.96813 | 2,589,387 | 27.4 |
| **60** | 0.03680 | 3,384 | 0.00750 | 91,962 | 451,349 | 0.95095 | 2,123,179 | 23.1 |
| **65** | 0.06176 | 5,471 | 0.01275 | 88,578 | 429,211 | 0.92767 | 1,671,830 | 18.9 |
| **70** | 0.08360 | 6,948 | 0.01745 | 83,107 | 398,165 | 0.87988 | 1,242,619 | 15.0 |
| **75** | 0.15997 | 12,183 | 0.03478 | 76,159 | 350,337 | 0.58513 [c] | 844,454 | 11.1 |
| **80+** | 1.00000 | 63,976 | 0.12948 | 63,976 | 494,117 | - | 494,117 | 7.7 |

**Nota:** [a] **Daripada umur 0 hingga kumpulan umur 1-4** *From age of 0 to age group 1-4*
[b] **Daripada umur 0, kumpulan umur 1-4 hingga kumpulan umur 5-9** *From age of 0, age group 1-4 to age group 5-9*
[c] **Daripada umur 75 hingga 80+** *From age of 75 to 80+*
*Notes:*

**Jadual 3.11.2: Jadual hayat ringkas mengikut jantina dan umur, Bau, Sarawak, 2024**
*Table 3.11.2: Abridged life table by sex and age, Bau, Sarawak, 2024*

| **Umur** *Age* | **Kebarangkalian mati di antara umur x dan umur x+n** *Probability of dying between age x and age x+n* | **Bilangan kematian di antara umur x dan umur x+n** *Number of deaths between age x and age x+n* | **Kadar tengah mortaliti di antara umur x dan umur x+n** *Central mortality rate between age x and age x+n* | **Penakat (orang yang masih hidup) pada umur tepat x** *Survivors at exact age x* | **Bilangan orang hidup-tahun di antara umur x dan umur x+n** *Number of person-years lived between age x and age x+n* | **Nisbah ketakatan** *Survival ratio* | **Jumlah bilangan orang hidup-tahun selepas umur tepat x** *Total number of person-years lived after exact age x* | **Jangkaan hayat** *Life expectancy* |
|---|---|---|---|---|---|---|---|---|
| **x** | $_nq_x$ | $_nd_x$ | $_nm_x$ | $l_x$ | $_nL_x$ | $_nS_x$ | $T_x$ | $e_x$ |
| **Lelaki dan Perempuan** *Both sexes* | | | | | | | | |
| **0** | 0.00887 | 887 | 0.00895 | 100,000 | 99,181 | 0.99082 [a] | 7,460,441 | 74.6 |
| **1** | 0.00089 | 88 | 0.00022 | 99,113 | 396,232 | 0.99865 [b] | 7,361,260 | 74.3 |
| **5** | 0.00154 | 153 | 0.00031 | 99,025 | 494,742 | 0.99824 | 6,965,029 | 70.3 |
| **10** | 0.00197 | 195 | 0.00040 | 98,872 | 493,872 | 0.99604 | 6,470,287 | 65.4 |
| **15** | 0.00595 | 587 | 0.00119 | 98,677 | 491,917 | 0.99495 | 5,976,414 | 60.6 |
| **20** | 0.00415 | 407 | 0.00083 | 98,090 | 489,433 | 0.99565 | 5,484,498 | 55.9 |
| **25** | 0.00455 | 444 | 0.00091 | 97,683 | 487,306 | 0.99267 | 4,995,065 | 51.1 |
| **30** | 0.01013 | 985 | 0.00204 | 97,239 | 483,733 | 0.98950 | 4,507,758 | 46.4 |
| **35** | 0.01087 | 1,047 | 0.00219 | 96,254 | 478,654 | 0.98738 | 4,024,025 | 41.8 |
| **40** | 0.01438 | 1,369 | 0.00290 | 95,207 | 472,614 | 0.98044 | 3,545,371 | 37.2 |
| **45** | 0.02482 | 2,329 | 0.00503 | 93,838 | 463,369 | 0.97070 | 3,072,757 | 32.7 |
| **50** | 0.03389 | 3,101 | 0.00689 | 91,509 | 449,795 | 0.96333 | 2,609,387 | 28.5 |
| **55** | 0.03954 | 3,496 | 0.00807 | 88,409 | 433,303 | 0.95411 | 2,159,593 | 24.4 |
| **60** | 0.05250 | 4,458 | 0.01078 | 84,912 | 413,418 | 0.92744 | 1,726,290 | 20.3 |
| **65** | 0.09374 | 7,542 | 0.01967 | 80,455 | 383,419 | 0.88017 | 1,312,872 | 16.3 |
| **70** | 0.14861 | 10,836 | 0.03211 | 72,913 | 337,475 | 0.81179 | 929,453 | 12.7 |
| **75** | 0.23471 | 14,570 | 0.05318 | 62,077 | 273,960 | 0.53721 [c] | 591,978 | 9.5 |
| **80+** | 1.00000 | 47,507 | 0.14938 | 47,507 | 318,018 | - | 318,018 | 6.7 |
| **Lelaki** *Male* | | | | | | | | |
| **0** | 0.01163 | 1,163 | 0.01175 | 100,000 | 98,926 | 0.98815 [a] | 7,168,920 | 71.7 |
| **1** | 0.00085 | 84 | 0.00021 | 98,837 | 395,149 | 0.99888 [b] | 7,069,994 | 71.5 |
| **5** | 0.00101 | 99 | 0.00020 | 98,754 | 493,519 | 0.99808 | 6,674,845 | 67.6 |
| **10** | 0.00283 | 279 | 0.00057 | 98,654 | 492,574 | 0.99480 | 6,181,325 | 62.7 |
| **15** | 0.00758 | 746 | 0.00152 | 98,375 | 490,011 | 0.99234 | 5,688,752 | 57.8 |
| **20** | 0.00773 | 755 | 0.00155 | 97,629 | 486,258 | 0.99370 | 5,198,741 | 53.2 |
| **25** | 0.00485 | 470 | 0.00097 | 96,874 | 483,196 | 0.99081 | 4,712,483 | 48.6 |
| **30** | 0.01356 | 1,307 | 0.00273 | 96,404 | 478,755 | 0.98530 | 4,229,287 | 43.9 |
| **35** | 0.01586 | 1,508 | 0.00320 | 95,098 | 471,717 | 0.98312 | 3,750,532 | 39.4 |
| **40** | 0.01791 | 1,676 | 0.00361 | 93,589 | 463,756 | 0.97799 | 3,278,815 | 35.0 |
| **45** | 0.02618 | 2,406 | 0.00530 | 91,913 | 453,551 | 0.96382 | 2,815,058 | 30.6 |
| **50** | 0.04646 | 4,159 | 0.00951 | 89,507 | 437,140 | 0.94989 | 2,361,507 | 26.4 |
| **55** | 0.05393 | 4,603 | 0.01109 | 85,349 | 415,235 | 0.93286 | 1,924,367 | 22.5 |
| **60** | 0.08109 | 6,548 | 0.01690 | 80,746 | 387,358 | 0.89813 | 1,509,132 | 18.7 |
| **65** | 0.12449 | 9,237 | 0.02655 | 74,198 | 347,897 | 0.85047 | 1,121,773 | 15.1 |
| **70** | 0.17814 | 11,572 | 0.03911 | 64,961 | 295,874 | 0.78572 | 773,877 | 11.9 |
| **75** | 0.25825 | 13,788 | 0.05931 | 53,389 | 232,474 | 0.51365 [c] | 478,002 | 9.0 |
| **80+** | 1.00000 | 39,601 | 0.16129 | 39,601 | 245,528 | - | 245,528 | 6.2 |
| **Perempuan** *Female* | | | | | | | | |
| **0** | 0.00571 | 571 | 0.00574 | 100,000 | 99,467 | 0.99390 [a] | 7,816,583 | 78.2 |
| **1** | 0.00093 | 93 | 0.00023 | 99,429 | 397,484 | 0.99840 [b] | 7,717,116 | 77.6 |
| **5** | 0.00210 | 209 | 0.00042 | 99,336 | 496,157 | 0.99843 | 7,319,632 | 73.7 |
| **10** | 0.00104 | 103 | 0.00021 | 99,127 | 495,379 | 0.99741 | 6,823,475 | 68.8 |
| **15** | 0.00415 | 411 | 0.00083 | 99,024 | 494,093 | 0.99792 | 6,328,096 | 63.9 |
| **20** | 0.00000 | - | 0.00000 | 98,613 | 493,065 | 0.99791 | 5,834,003 | 59.2 |
| **25** | 0.00418 | 412 | 0.00084 | 98,613 | 492,034 | 0.99475 | 5,340,938 | 54.2 |
| **30** | 0.00633 | 622 | 0.00127 | 98,201 | 489,449 | 0.99411 | 4,848,904 | 49.4 |
| **35** | 0.00545 | 532 | 0.00109 | 97,579 | 486,565 | 0.99198 | 4,359,455 | 44.7 |
| **40** | 0.01061 | 1,030 | 0.00213 | 97,047 | 482,661 | 0.98301 | 3,872,890 | 39.9 |
| **45** | 0.02344 | 2,251 | 0.00474 | 96,017 | 474,459 | 0.97852 | 3,390,229 | 35.3 |
| **50** | 0.01947 | 1,825 | 0.00393 | 93,767 | 464,270 | 0.97808 | 2,915,770 | 31.1 |
| **55** | 0.02443 | 2,246 | 0.00495 | 91,941 | 454,092 | 0.97680 | 2,451,500 | 26.7 |
| **60** | 0.02195 | 1,969 | 0.00444 | 89,696 | 443,557 | 0.96019 | 1,997,408 | 22.3 |
| **65** | 0.05808 | 5,095 | 0.01196 | 87,727 | 425,898 | 0.91139 | 1,553,851 | 17.7 |
| **70** | 0.12103 | 10,001 | 0.02576 | 82,632 | 388,159 | 0.83507 | 1,127,953 | 13.7 |
| **75** | 0.21488 | 15,607 | 0.04815 | 72,631 | 324,140 | 0.56185 [c] | 739,794 | 10.2 |
| **80+** | 1.00000 | 57,025 | 0.13719 | 57,025 | 415,654 | - | 415,654 | 7.3 |

**Nota:** *Notes:*
[a] **Daripada umur 0 hingga kumpulan umur 1-4** *From age of 0 to age group 1-4*
[b] **Daripada umur 0, kumpulan umur 1-4 hingga kumpulan umur 5-9** *From age of 0, age group 1-4 to age group 5-9*
[c] **Daripada umur 75 hingga 80+** *From age of 75 to 80+*

**Jadual 3.11.3: Jadual hayat ringkas mengikut jantina dan umur, Lundu, Sarawak, 2024**
*Table 3.11.3: Abridged life table by sex and age, Lundu, Sarawak, 2024*

| Umur *Age* | Kebarangkalian mati di antara umur x dan umur x+n *Probability of dying between age x and age x+n* | Bilangan kematian di antara umur x dan umur x+n *Number of deaths between age x and age x+n* | Kadar tengah mortaliti di antara umur x dan umur x+n *Central mortality rate between age x and age x+n* | Penakat (orang yang masih hidup) pada umur tepat x *Survivors at exact age x* | Bilangan orang hidup-tahun di antara umur x dan umur x+n *Number of person-years lived between age x and age x+n* | Nisbah ketakatan *Survival ratio* | Jumlah bilangan orang hidup-tahun selepas umur tepat x *Total number of person-years lived after exact age x* | Jangkaan hayat *Life expectancy* |
|---|---|---|---|---|---|---|---|---|
| x | $_nq_x$ | $_nd_x$ | $_nm_x$ | $l_x$ | $_nL_x$ | $_nS_x$ | $T_x$ | $e_x$ |
| **Lelaki dan Perempuan** *Both sexes* | | | | | | | | |
| **0** | 0.00677 | 677 | 0.00681 | 100,000 | 99,371 | 0.99271 [a] | 7,440,645 | 74.4 |
| **1** | 0.00126 | 125 | 0.00031 | 99,323 | 396,983 | 0.99854 [b] | 7,341,274 | 73.9 |
| **5** | 0.00147 | 146 | 0.00029 | 99,199 | 495,628 | 0.99797 | 6,944,291 | 70.0 |
| **10** | 0.00259 | 257 | 0.00052 | 99,053 | 494,621 | 0.99708 | 6,448,663 | 65.1 |
| **15** | 0.00324 | 320 | 0.00065 | 98,796 | 493,179 | 0.99605 | 5,954,042 | 60.3 |
| **20** | 0.00466 | 459 | 0.00093 | 98,476 | 491,233 | 0.99382 | 5,460,862 | 55.5 |
| **25** | 0.00770 | 755 | 0.00155 | 98,017 | 488,199 | 0.99101 | 4,969,630 | 50.7 |
| **30** | 0.01028 | 1,000 | 0.00207 | 97,263 | 483,812 | 0.99039 | 4,481,431 | 46.1 |
| **35** | 0.00894 | 860 | 0.00180 | 96,262 | 479,162 | 0.98723 | 3,997,618 | 41.5 |
| **40** | 0.01663 | 1,587 | 0.00335 | 95,402 | 473,044 | 0.97974 | 3,518,457 | 36.9 |
| **45** | 0.02395 | 2,247 | 0.00485 | 93,815 | 463,460 | 0.97226 | 3,045,413 | 32.5 |
| **50** | 0.03162 | 2,895 | 0.00642 | 91,569 | 450,606 | 0.96115 | 2,581,952 | 28.2 |
| **55** | 0.04632 | 4,107 | 0.00948 | 88,674 | 433,100 | 0.95190 | 2,131,346 | 24.0 |
| **60** | 0.04996 | 4,225 | 0.01025 | 84,566 | 412,269 | 0.93130 | 1,698,246 | 20.1 |
| **65** | 0.08843 | 7,105 | 0.01850 | 80,341 | 383,946 | 0.88638 | 1,285,976 | 16.0 |
| **70** | 0.14126 | 10,346 | 0.03040 | 73,237 | 340,321 | 0.79120 | 902,030 | 12.3 |
| **75** | 0.28744 | 18,078 | 0.06714 | 62,891 | 269,263 | 0.52064 [c] | 561,710 | 8.9 |
| **80+** | 1.00000 | 44,814 | 0.15324 | 44,814 | 292,447 | - | 292,447 | 6.5 |
| **Lelaki** *Male* | | | | | | | | |
| **0** | 0.00579 | 579 | 0.00582 | 100,000 | 99,455 | 0.99428 [a] | 7,205,714 | 72.1 |
| **1** | 0.00000 | - | 0.00000 | 99,421 | 397,684 | 0.99923 [b] | 7,106,259 | 71.5 |
| **5** | 0.00140 | 140 | 0.00028 | 99,421 | 496,756 | 0.99807 | 6,708,575 | 67.5 |
| **10** | 0.00246 | 244 | 0.00049 | 99,281 | 495,797 | 0.99671 | 6,211,819 | 62.6 |
| **15** | 0.00413 | 409 | 0.00083 | 99,037 | 494,163 | 0.99480 | 5,716,022 | 57.7 |
| **20** | 0.00626 | 618 | 0.00126 | 98,628 | 491,596 | 0.99193 | 5,221,859 | 52.9 |
| **25** | 0.00988 | 969 | 0.00199 | 98,010 | 487,630 | 0.98893 | 4,730,263 | 48.3 |
| **30** | 0.01226 | 1,190 | 0.00247 | 97,042 | 482,233 | 0.98906 | 4,242,634 | 43.7 |
| **35** | 0.00960 | 920 | 0.00193 | 95,852 | 476,957 | 0.98347 | 3,760,401 | 39.2 |
| **40** | 0.02353 | 2,234 | 0.00476 | 94,931 | 469,072 | 0.97350 | 3,283,443 | 34.6 |
| **45** | 0.02953 | 2,738 | 0.00600 | 92,698 | 456,644 | 0.96302 | 2,814,371 | 30.4 |
| **50** | 0.04466 | 4,018 | 0.00914 | 89,960 | 439,755 | 0.94892 | 2,357,727 | 26.2 |
| **55** | 0.05780 | 4,968 | 0.01190 | 85,942 | 417,291 | 0.93372 | 1,917,972 | 22.3 |
| **60** | 0.07527 | 6,095 | 0.01564 | 80,974 | 389,635 | 0.90740 | 1,500,680 | 18.5 |
| **65** | 0.11134 | 8,337 | 0.02358 | 74,880 | 353,556 | 0.85424 | 1,111,046 | 14.8 |
| **70** | 0.18450 | 12,277 | 0.04065 | 66,543 | 302,021 | 0.75844 | 757,490 | 11.4 |
| **75** | 0.31153 | 16,905 | 0.07380 | 54,265 | 229,065 | 0.49708 [c] | 455,469 | 8.4 |
| **80+** | 1.00000 | 37,360 | 0.16502 | 37,360 | 226,405 | - | 226,405 | 6.1 |
| **Perempuan** *Female* | | | | | | | | |
| **0** | 0.00787 | 787 | 0.00793 | 100,000 | 99,271 | 0.99095 [a] | 7,729,559 | 77.3 |
| **1** | 0.00261 | 259 | 0.00065 | 99,213 | 396,206 | 0.99780 [b] | 7,630,289 | 76.9 |
| **5** | 0.00154 | 153 | 0.00031 | 98,954 | 494,387 | 0.99786 | 7,234,082 | 73.1 |
| **10** | 0.00274 | 271 | 0.00055 | 98,801 | 493,328 | 0.99750 | 6,739,695 | 68.2 |
| **15** | 0.00226 | 223 | 0.00045 | 98,530 | 492,093 | 0.99755 | 6,246,368 | 63.4 |
| **20** | 0.00264 | 259 | 0.00053 | 98,307 | 490,889 | 0.99637 | 5,754,274 | 58.5 |
| **25** | 0.00463 | 454 | 0.00093 | 98,048 | 489,107 | 0.99390 | 5,263,385 | 53.7 |
| **30** | 0.00759 | 741 | 0.00152 | 97,595 | 486,121 | 0.99219 | 4,774,278 | 48.9 |
| **35** | 0.00804 | 779 | 0.00161 | 96,854 | 482,322 | 0.99181 | 4,288,157 | 44.3 |
| **40** | 0.00833 | 800 | 0.00167 | 96,075 | 478,374 | 0.98717 | 3,805,834 | 39.6 |
| **45** | 0.01737 | 1,655 | 0.00351 | 95,275 | 472,235 | 0.98264 | 3,327,460 | 34.9 |
| **50** | 0.01734 | 1,624 | 0.00350 | 93,619 | 464,038 | 0.97445 | 2,855,226 | 30.5 |
| **55** | 0.03391 | 3,120 | 0.00690 | 91,996 | 452,180 | 0.97099 | 2,391,188 | 26.0 |
| **60** | 0.02395 | 2,128 | 0.00485 | 88,876 | 439,060 | 0.95517 | 1,939,008 | 21.8 |
| **65** | 0.06623 | 5,745 | 0.01370 | 86,748 | 419,378 | 0.91757 | 1,499,948 | 17.3 |
| **70** | 0.09977 | 8,082 | 0.02100 | 81,003 | 384,810 | 0.82209 | 1,080,570 | 13.3 |
| **75** | 0.26471 | 19,303 | 0.06102 | 72,921 | 316,349 | 0.54532 [c] | 695,760 | 9.5 |
| **80+** | 1.00000 | 53,618 | 0.14132 | 53,618 | 379,412 | - | 379,412 | 7.1 |

**Nota:** *Notes:*
[a] **Daripada umur 0 hingga kumpulan umur 1-4** *From age of 0 to age group 1-4*
[b] **Daripada umur 0, kumpulan umur 1-4 hingga kumpulan umur 5-9** *From age of 0, age group 1-4 to age group 5-9*
[c] **Daripada umur 75 hingga 80+** *From age of 75 to 80+*

**Jadual 3.11.4: Jadual hayat ringkas mengikut jantina dan umur, Samarahan, Sarawak, 2024**
*Table 3.11.4: Abridged life table by sex and age, Samarahan, Sarawak, 2024*

| **Umur** *Age* | **Kebarangkalian mati di antara umur x dan umur x+n** *Probability of dying between age x and age x+n* | **Bilangan kematian di antara umur x dan umur x+n** *Number of deaths between age x and age x+n* | **Kadar tengah mortaliti di antara umur x dan umur x+n** *Central mortality rate between age x and age x+n* | **Penakat (orang yang masih hidup) pada umur tepat x** *Survivors at exact age x* | **Bilangan orang hidup-tahun di antara umur x dan umur x+n** *Number of person-years lived between age x and age x+n* | **Nisbah ketakatan** *Survival ratio* | **Jumlah bilangan orang hidup-tahun selepas umur tepat x** *Total number of person-years lived after exact age x* | **Jangkaan hayat** *Life expectancy* |
|---|---|---|---|---|---|---|---|---|
| **x** | $_nq_x$ | $_nd_x$ | $_nm_x$ | $l_x$ | $_nL_x$ | $_nS_x$ | $T_x$ | $e_x$ |
| **Lelaki dan Perempuan** *Both sexes* | | | | | | | | |
| **0** | 0.00522 | 522 | 0.00525 | 100,000 | 99,512 | 0.99413 [a] | 8,027,450 | 80.3 |
| **1** | 0.00145 | 144 | 0.00036 | 99,478 | 397,554 | 0.99884 [b] | 7,927,938 | 79.7 |
| **5** | 0.00073 | 72 | 0.00015 | 99,334 | 496,489 | 0.99892 | 7,530,384 | 75.8 |
| **10** | 0.00143 | 142 | 0.00029 | 99,262 | 495,954 | 0.99822 | 7,033,895 | 70.9 |
| **15** | 0.00214 | 212 | 0.00043 | 99,120 | 495,071 | 0.99809 | 6,537,941 | 66.0 |
| **20** | 0.00168 | 166 | 0.00034 | 98,908 | 494,127 | 0.99863 | 6,042,870 | 61.1 |
| **25** | 0.00106 | 104 | 0.00021 | 98,742 | 493,452 | 0.99732 | 5,548,744 | 56.2 |
| **30** | 0.00430 | 424 | 0.00086 | 98,638 | 492,131 | 0.99582 | 5,055,291 | 51.3 |
| **35** | 0.00406 | 399 | 0.00081 | 98,214 | 490,073 | 0.99439 | 4,563,160 | 46.5 |
| **40** | 0.00717 | 701 | 0.00144 | 97,815 | 487,323 | 0.98974 | 4,073,087 | 41.6 |
| **45** | 0.01337 | 1,298 | 0.00269 | 97,114 | 482,324 | 0.98585 | 3,585,765 | 36.9 |
| **50** | 0.01495 | 1,432 | 0.00301 | 95,816 | 475,497 | 0.98186 | 3,103,441 | 32.4 |
| **55** | 0.02139 | 2,019 | 0.00432 | 94,383 | 466,869 | 0.97147 | 2,627,944 | 27.8 |
| **60** | 0.03582 | 3,309 | 0.00730 | 92,364 | 453,550 | 0.95930 | 2,161,075 | 23.4 |
| **65** | 0.04575 | 4,074 | 0.00936 | 89,056 | 435,093 | 0.93845 | 1,707,525 | 19.2 |
| **70** | 0.07811 | 6,638 | 0.01626 | 84,981 | 408,313 | 0.87748 | 1,272,432 | 15.0 |
| **75** | 0.17070 | 13,373 | 0.03733 | 78,344 | 358,285 | 0.58538 [c] | 864,119 | 11.0 |
| **80+** | 1.00000 | 64,970 | 0.12844 | 64,970 | 505,835 | - | 505,835 | 7.8 |
| **Lelaki** *Male* | | | | | | | | |
| **0** | 0.00446 | 446 | 0.00448 | 100,000 | 99,578 | 0.99443 [a] | 7,917,534 | 79.2 |
| **1** | 0.00246 | 245 | 0.00062 | 99,554 | 397,636 | 0.99830 [b] | 7,817,956 | 78.5 |
| **5** | 0.00071 | 70 | 0.00014 | 99,309 | 496,367 | 0.99878 | 7,420,319 | 74.7 |
| **10** | 0.00172 | 171 | 0.00035 | 99,238 | 495,764 | 0.99756 | 6,923,952 | 69.8 |
| **15** | 0.00315 | 312 | 0.00063 | 99,067 | 494,555 | 0.99713 | 6,428,188 | 64.9 |
| **20** | 0.00259 | 256 | 0.00052 | 98,755 | 493,134 | 0.99789 | 5,933,633 | 60.1 |
| **25** | 0.00164 | 161 | 0.00033 | 98,499 | 492,091 | 0.99690 | 5,440,499 | 55.2 |
| **30** | 0.00458 | 450 | 0.00092 | 98,338 | 490,564 | 0.99526 | 4,948,408 | 50.3 |
| **35** | 0.00490 | 479 | 0.00098 | 97,888 | 488,240 | 0.99397 | 4,457,845 | 45.5 |
| **40** | 0.00718 | 699 | 0.00144 | 97,408 | 485,295 | 0.98894 | 3,969,604 | 40.8 |
| **45** | 0.01498 | 1,449 | 0.00302 | 96,710 | 479,926 | 0.98529 | 3,484,309 | 36.0 |
| **50** | 0.01444 | 1,376 | 0.00291 | 95,261 | 472,864 | 0.98092 | 3,004,384 | 31.5 |
| **55** | 0.02378 | 2,232 | 0.00481 | 93,885 | 463,844 | 0.96938 | 2,531,519 | 27.0 |
| **60** | 0.03762 | 3,448 | 0.00767 | 91,653 | 449,643 | 0.95386 | 2,067,676 | 22.6 |
| **65** | 0.05500 | 4,851 | 0.01131 | 88,205 | 428,895 | 0.92988 | 1,618,033 | 18.3 |
| **70** | 0.08612 | 7,179 | 0.01800 | 83,353 | 398,820 | 0.85424 | 1,189,138 | 14.3 |
| **75** | 0.21102 | 16,074 | 0.04718 | 76,175 | 340,688 | 0.56892 [c] | 790,317 | 10.4 |
| **80+** | 1.00000 | 60,101 | 0.13367 | 60,101 | 449,629 | - | 449,629 | 7.5 |
| **Perempuan** *Female* | | | | | | | | |
| **0** | 0.00600 | 600 | 0.00603 | 100,000 | 99,441 | 0.99387 [a] | 8,139,126 | 81.4 |
| **1** | 0.00042 | 42 | 0.00010 | 99,400 | 397,496 | 0.99934 [b] | 8,039,685 | 80.9 |
| **5** | 0.00074 | 74 | 0.00015 | 99,358 | 496,607 | 0.99907 | 7,642,189 | 76.9 |
| **10** | 0.00111 | 110 | 0.00022 | 99,284 | 496,147 | 0.99893 | 7,145,582 | 72.0 |
| **15** | 0.00103 | 102 | 0.00021 | 99,174 | 495,616 | 0.99899 | 6,649,435 | 67.0 |
| **20** | 0.00098 | 97 | 0.00020 | 99,072 | 495,118 | 0.99922 | 6,153,819 | 62.1 |
| **25** | 0.00059 | 58 | 0.00012 | 98,975 | 494,730 | 0.99770 | 5,658,701 | 57.2 |
| **30** | 0.00402 | 397 | 0.00081 | 98,917 | 493,591 | 0.99635 | 5,163,971 | 52.2 |
| **35** | 0.00328 | 323 | 0.00066 | 98,519 | 491,789 | 0.99478 | 4,670,380 | 47.4 |
| **40** | 0.00716 | 703 | 0.00144 | 98,196 | 489,223 | 0.99055 | 4,178,591 | 42.6 |
| **45** | 0.01174 | 1,145 | 0.00236 | 97,493 | 484,602 | 0.98640 | 3,689,369 | 37.8 |
| **50** | 0.01547 | 1,491 | 0.00312 | 96,348 | 478,012 | 0.98279 | 3,204,767 | 33.3 |
| **55** | 0.01898 | 1,800 | 0.00383 | 94,857 | 469,785 | 0.97360 | 2,726,755 | 28.7 |
| **60** | 0.03396 | 3,160 | 0.00691 | 93,057 | 457,384 | 0.96488 | 2,256,971 | 24.3 |
| **65** | 0.03632 | 3,265 | 0.00740 | 89,897 | 441,322 | 0.94688 | 1,799,587 | 20.0 |
| **70** | 0.07056 | 6,113 | 0.01463 | 86,632 | 417,878 | 0.89933 | 1,358,265 | 15.7 |
| **75** | 0.13306 | 10,714 | 0.02851 | 80,519 | 375,812 | 0.60036 [c] | 940,386 | 11.7 |
| **80+** | 1.00000 | 69,805 | 0.12364 | 69,805 | 564,574 | - | 564,574 | 8.1 |

**Nota:** [a] **Daripada umur 0 hingga kumpulan umur 1-4**
*Notes: From age of 0 to age group 1-4*

[b] **Daripada umur 0, kumpulan umur 1-4 hingga kumpulan umur 5-9**
*From age of 0, age group 1-4 to age group 5-9*

[c] **Daripada umur 75 hingga 80+**
*From age of 75 to 80+*

**Jadual 3.11.5: Jadual hayat ringkas mengikut jantina dan umur, Serian, Sarawak, 2024**
*Table 3.11.5: Abridged life table by sex and age, Serian, Sarawak, 2024*

| **Umur** *Age* | **Kebarangkalian mati di antara umur x dan umur x+n** *Probability of dying between age x and age x+n* | **Bilangan kematian di antara umur x dan umur x+n** *Number of deaths between age x and age x+n* | **Kadar tengah mortaliti di antara umur x dan umur x+n** *Central mortality rate between age x and age x+n* | **Penakat (orang yang masih hidup) pada umur tepat x** *Survivors at exact age x* | **Bilangan orang hidup-tahun di antara umur x dan umur x+n** *Number of person-years lived between age x and age x+n* | **Nisbah ketakatan** *Survival ratio* | **Jumlah bilangan orang hidup-tahun selepas umur tepat x** *Total number of person-years lived after exact age x* | **Jangkaan hayat** *Life expectancy* |
|---|---|---|---|---|---|---|---|---|
| **x** | $_nq_x$ | $_nd_x$ | $_nm_x$ | $l_x$ | $_nL_x$ | $_nS_x$ | $T_x$ | $e_x$ |
| **Lelaki dan Perempuan** *Both sexes* | | | | | | | | |
| **0** | 0.00613 | 613 | 0.00617 | 100,000 | 99,428 | 0.99377 [a] | 7,168,872 | 71.7 |
| **1** | 0.00037 | 37 | 0.00009 | 99,387 | 397,455 | 0.99921 [b] | 7,069,443 | 71.1 |
| **5** | 0.00103 | 103 | 0.00021 | 99,350 | 496,493 | 0.99756 | 6,671,988 | 67.2 |
| **10** | 0.00385 | 383 | 0.00077 | 99,247 | 495,280 | 0.99534 | 6,175,495 | 62.2 |
| **15** | 0.00547 | 541 | 0.00110 | 98,865 | 492,970 | 0.99318 | 5,680,215 | 57.5 |
| **20** | 0.00817 | 804 | 0.00164 | 98,323 | 489,608 | 0.99288 | 5,187,245 | 52.8 |
| **25** | 0.00605 | 590 | 0.00121 | 97,520 | 486,124 | 0.98894 | 4,697,637 | 48.2 |
| **30** | 0.01610 | 1,561 | 0.00325 | 96,930 | 480,747 | 0.98179 | 4,211,513 | 43.4 |
| **35** | 0.02036 | 1,942 | 0.00411 | 95,369 | 471,991 | 0.97671 | 3,730,766 | 39.1 |
| **40** | 0.02628 | 2,455 | 0.00533 | 93,427 | 460,998 | 0.96848 | 3,258,775 | 34.9 |
| **45** | 0.03689 | 3,356 | 0.00752 | 90,972 | 446,469 | 0.95874 | 2,797,777 | 30.8 |
| **50** | 0.04580 | 4,013 | 0.00937 | 87,616 | 428,047 | 0.94934 | 2,351,308 | 26.8 |
| **55** | 0.05576 | 4,662 | 0.01147 | 83,603 | 406,361 | 0.94005 | 1,923,262 | 23.0 |
| **60** | 0.06438 | 5,082 | 0.01330 | 78,941 | 382,001 | 0.92223 | 1,516,901 | 19.2 |
| **65** | 0.09208 | 6,801 | 0.01930 | 73,859 | 352,293 | 0.87954 | 1,134,899 | 15.4 |
| **70** | 0.15172 | 10,174 | 0.03283 | 67,058 | 309,857 | 0.76829 | 782,606 | 11.7 |
| **75** | 0.32600 | 18,545 | 0.07790 | 56,885 | 238,061 | 0.49643 [c] | 472,749 | 8.3 |
| **80+** | 1.00000 | 38,340 | 0.16337 | 38,340 | 234,688 | - | 234,688 | 6.1 |
| **Lelaki** *Male* | | | | | | | | |
| **0** | 0.00526 | 526 | 0.00528 | 100,000 | 99,505 | 0.99480 [a] | 6,855,941 | 68.6 |
| **1** | 0.00000 | - | 0.00000 | 99,474 | 397,898 | 0.99896 [b] | 6,756,436 | 67.9 |
| **5** | 0.00197 | 196 | 0.00039 | 99,474 | 496,882 | 0.99776 | 6,358,539 | 63.9 |
| **10** | 0.00251 | 249 | 0.00050 | 99,279 | 495,770 | 0.99420 | 5,861,657 | 59.0 |
| **15** | 0.00910 | 902 | 0.00183 | 99,029 | 492,893 | 0.99007 | 5,365,886 | 54.2 |
| **20** | 0.01076 | 1,056 | 0.00216 | 98,128 | 487,999 | 0.99137 | 4,872,993 | 49.7 |
| **25** | 0.00646 | 627 | 0.00130 | 97,072 | 483,789 | 0.98399 | 4,384,994 | 45.2 |
| **30** | 0.02562 | 2,471 | 0.00519 | 96,444 | 476,044 | 0.97335 | 3,901,205 | 40.5 |
| **35** | 0.02771 | 2,604 | 0.00562 | 93,973 | 463,357 | 0.96630 | 3,425,161 | 36.4 |
| **40** | 0.03986 | 3,642 | 0.00813 | 91,369 | 447,741 | 0.95864 | 2,961,804 | 32.4 |
| **45** | 0.04292 | 3,765 | 0.00877 | 87,727 | 429,223 | 0.94760 | 2,514,063 | 28.7 |
| **50** | 0.06231 | 5,232 | 0.01286 | 83,962 | 406,730 | 0.93244 | 2,084,840 | 24.8 |
| **55** | 0.07315 | 5,759 | 0.01519 | 78,730 | 379,253 | 0.92493 | 1,678,110 | 21.3 |
| **60** | 0.07713 | 5,628 | 0.01604 | 72,971 | 350,784 | 0.90447 | 1,298,857 | 17.8 |
| **65** | 0.11547 | 7,776 | 0.02451 | 67,343 | 317,273 | 0.84696 | 948,073 | 14.1 |
| **70** | 0.19550 | 11,645 | 0.04334 | 59,566 | 268,718 | 0.72426 | 630,800 | 10.6 |
| **75** | 0.37548 | 17,993 | 0.09245 | 47,921 | 194,622 | 0.46249 [c] | 362,081 | 7.6 |
| **80+** | 1.00000 | 29,928 | 0.17872 | 29,928 | 167,460 | - | 167,460 | 5.6 |
| **Perempuan** *Female* | | | | | | | | |
| **0** | 0.00708 | 708 | 0.00713 | 100,000 | 99,342 | 0.99264 [a] | 7,547,206 | 75.5 |
| **1** | 0.00077 | 77 | 0.00019 | 99,292 | 396,976 | 0.99951 [b] | 7,447,864 | 75.0 |
| **5** | 0.00000 | - | 0.00000 | 99,215 | 496,076 | 0.99737 | 7,050,888 | 71.1 |
| **10** | 0.00527 | 522 | 0.00106 | 99,215 | 494,769 | 0.99660 | 6,554,812 | 66.1 |
| **15** | 0.00152 | 150 | 0.00031 | 98,693 | 493,087 | 0.99660 | 6,060,043 | 61.4 |
| **20** | 0.00527 | 520 | 0.00106 | 98,542 | 491,412 | 0.99458 | 5,566,956 | 56.5 |
| **25** | 0.00557 | 546 | 0.00112 | 98,023 | 488,747 | 0.99445 | 5,075,543 | 51.8 |
| **30** | 0.00552 | 538 | 0.00111 | 97,476 | 486,037 | 0.99109 | 4,586,796 | 47.1 |
| **35** | 0.01232 | 1,194 | 0.00248 | 96,939 | 481,708 | 0.98777 | 4,100,759 | 42.3 |
| **40** | 0.01214 | 1,163 | 0.00244 | 95,744 | 475,816 | 0.97852 | 3,619,051 | 37.8 |
| **45** | 0.03092 | 2,925 | 0.00628 | 94,582 | 465,597 | 0.96971 | 3,143,235 | 33.2 |
| **50** | 0.02963 | 2,716 | 0.00602 | 91,657 | 451,495 | 0.96643 | 2,677,639 | 29.2 |
| **55** | 0.03764 | 3,347 | 0.00767 | 88,941 | 436,336 | 0.95575 | 2,226,144 | 25.0 |
| **60** | 0.05113 | 4,376 | 0.01049 | 85,594 | 417,027 | 0.94069 | 1,789,807 | 20.9 |
| **65** | 0.06793 | 5,517 | 0.01406 | 81,217 | 392,294 | 0.91330 | 1,372,780 | 16.9 |
| **70** | 0.10684 | 8,088 | 0.02257 | 75,700 | 358,281 | 0.81261 | 980,486 | 13.0 |
| **75** | 0.27757 | 18,767 | 0.06446 | 67,612 | 291,143 | 0.53208 [c] | 622,205 | 9.2 |
| **80+** | 1.00000 | 48,845 | 0.14754 | 48,845 | 331,063 | - | 331,063 | 6.8 |

**Nota:** *Notes:*
[a] **Daripada umur 0 hingga kumpulan umur 1-4** *From age of 0 to age group 1-4*
[b] **Daripada umur 0, kumpulan umur 1-4 hingga kumpulan umur 5-9** *From age of 0, age group 1-4 to age group 5-9*
[c] **Daripada umur 75 hingga 80+** *From age of 75 to 80+*

**Jadual 3.11.6: Jadual hayat ringkas mengikut jantina dan umur, Simunjan, Sarawak, 2024**
*Table 3.11.6: Abridged life table by sex and age, Simunjan, Sarawak, 2024*

| **Umur** *Age* | **Kebarangkalian mati di antara umur x dan umur x+n** *Probability of dying between age x and age x+n* | **Bilangan kematian di antara umur x dan umur x+n** *Number of deaths between age x and age x+n* | **Kadar tengah mortaliti di antara umur x dan umur x+n** *Central mortality rate between age x and age x+n* | **Penakat (orang yang masih hidup) pada umur tepat x** *Survivors at exact age x* | **Bilangan orang hidup-tahun di antara umur x dan umur x+n** *Number of person-years lived between age x and age x+n* | **Nisbah ketakatan** *Survival ratio* | **Jumlah bilangan orang hidup-tahun selepas umur tepat x** *Total number of person-years lived after exact age x* | **Jangkaan hayat** *Life expectancy* |
|---|---|---|---|---|---|---|---|---|
| **x** | $_nq_x$ | $_nd_x$ | $_nm_x$ | $l_x$ | $_nL_x$ | $_nS_x$ | $T_x$ | $e_x$ |
| **Lelaki dan Perempuan** *Both sexes* | | | | | | | | |
| **0** | 0.00452 | 452 | 0.00454 | 100,000 | 99,576 | 0.99478 [a] | 7,258,249 | 72.6 |
| **1** | 0.00153 | 152 | 0.00038 | 99,548 | 397,811 | 0.99697 [b] | 7,158,673 | 71.9 |
| **5** | 0.00440 | 437 | 0.00088 | 99,395 | 495,882 | 0.99688 | 6,760,861 | 68.0 |
| **10** | 0.00184 | 182 | 0.00037 | 98,958 | 494,333 | 0.99826 | 6,264,979 | 63.3 |
| **15** | 0.00165 | 163 | 0.00033 | 98,775 | 493,470 | 0.99741 | 5,770,646 | 58.4 |
| **20** | 0.00354 | 349 | 0.00071 | 98,613 | 492,191 | 0.99502 | 5,277,176 | 53.5 |
| **25** | 0.00642 | 631 | 0.00129 | 98,264 | 489,741 | 0.98941 | 4,784,985 | 48.7 |
| **30** | 0.01479 | 1,444 | 0.00298 | 97,633 | 484,553 | 0.97894 | 4,295,244 | 44.0 |
| **35** | 0.02743 | 2,639 | 0.00556 | 96,189 | 474,346 | 0.96997 | 3,810,691 | 39.6 |
| **40** | 0.03270 | 3,059 | 0.00665 | 93,550 | 460,103 | 0.96488 | 3,336,345 | 35.7 |
| **45** | 0.03762 | 3,404 | 0.00767 | 90,491 | 443,946 | 0.95647 | 2,876,242 | 31.8 |
| **50** | 0.04966 | 4,325 | 0.01019 | 87,087 | 424,622 | 0.94775 | 2,432,296 | 27.9 |
| **55** | 0.05498 | 4,550 | 0.01131 | 82,762 | 402,434 | 0.94231 | 2,007,674 | 24.3 |
| **60** | 0.06055 | 4,736 | 0.01249 | 78,212 | 379,219 | 0.93382 | 1,605,240 | 20.5 |
| **65** | 0.07217 | 5,303 | 0.01498 | 73,476 | 354,122 | 0.90666 | 1,226,021 | 16.7 |
| **70** | 0.11615 | 7,918 | 0.02466 | 68,173 | 321,069 | 0.81528 | 871,898 | 12.8 |
| **75** | 0.26230 | 15,805 | 0.06038 | 60,255 | 261,763 | 0.52478 [c] | 550,829 | 9.1 |
| **80+** | 1.00000 | 44,450 | 0.15377 | 44,450 | 289,066 | - | 289,066 | 6.5 |
| **Lelaki** *Male* | | | | | | | | |
| **0** | 0.00456 | 456 | 0.00458 | 100,000 | 99,570 | 0.99408 [a] | 7,015,602 | 70.2 |
| **1** | 0.00301 | 300 | 0.00075 | 99,544 | 397,470 | 0.99631 [b] | 6,916,032 | 69.5 |
| **5** | 0.00411 | 408 | 0.00082 | 99,245 | 495,204 | 0.99794 | 6,518,563 | 65.7 |
| **10** | 0.00000 | - | 0.00000 | 98,837 | 494,185 | 1.00000 | 6,023,359 | 60.9 |
| **15** | 0.00000 | - | 0.00000 | 98,837 | 494,185 | 0.99830 | 5,529,173 | 55.9 |
| **20** | 0.00340 | 336 | 0.00068 | 98,837 | 493,344 | 0.99629 | 5,034,988 | 50.9 |
| **25** | 0.00402 | 396 | 0.00081 | 98,501 | 491,514 | 0.98818 | 4,541,644 | 46.1 |
| **30** | 0.01965 | 1,927 | 0.00397 | 98,105 | 485,706 | 0.97134 | 4,050,130 | 41.3 |
| **35** | 0.03785 | 3,640 | 0.00772 | 96,178 | 471,787 | 0.95517 | 3,564,424 | 37.1 |
| **40** | 0.05208 | 4,820 | 0.01070 | 92,537 | 450,637 | 0.94623 | 3,092,637 | 33.4 |
| **45** | 0.05556 | 4,873 | 0.01143 | 87,718 | 426,405 | 0.94219 | 2,641,999 | 30.1 |
| **50** | 0.06019 | 4,986 | 0.01241 | 82,844 | 401,756 | 0.93267 | 2,215,595 | 26.7 |
| **55** | 0.07492 | 5,833 | 0.01557 | 77,858 | 374,707 | 0.92836 | 1,813,838 | 23.3 |
| **60** | 0.06809 | 4,904 | 0.01410 | 72,025 | 347,863 | 0.92876 | 1,439,132 | 20.0 |
| **65** | 0.07463 | 5,009 | 0.01550 | 67,120 | 323,079 | 0.89510 | 1,091,269 | 16.3 |
| **70** | 0.13761 | 8,547 | 0.02956 | 62,111 | 289,188 | 0.80583 | 768,190 | 12.4 |
| **75** | 0.25974 | 13,913 | 0.05970 | 53,564 | 233,038 | 0.51349 [c] | 479,002 | 8.9 |
| **80+** | 1.00000 | 39,651 | 0.16121 | 39,651 | 245,964 | - | 245,964 | 6.2 |
| **Perempuan** *Female* | | | | | | | | |
| **0** | 0.00449 | 449 | 0.00451 | 100,000 | 99,579 | 0.99556 [a] | 7,555,377 | 75.6 |
| **1** | 0.00000 | - | 0.00000 | 99,551 | 398,202 | 0.99757 [b] | 7,455,798 | 74.9 |
| **5** | 0.00474 | 472 | 0.00095 | 99,551 | 496,574 | 0.99570 | 7,057,596 | 70.9 |
| **10** | 0.00386 | 382 | 0.00077 | 99,079 | 494,439 | 0.99636 | 6,561,022 | 66.2 |
| **15** | 0.00342 | 337 | 0.00068 | 98,697 | 492,640 | 0.99645 | 6,066,583 | 61.5 |
| **20** | 0.00369 | 363 | 0.00074 | 98,359 | 490,890 | 0.99358 | 5,573,943 | 56.7 |
| **25** | 0.00917 | 898 | 0.00184 | 97,997 | 487,737 | 0.99085 | 5,083,053 | 51.9 |
| **30** | 0.00914 | 888 | 0.00184 | 97,098 | 483,273 | 0.98829 | 4,595,316 | 47.3 |
| **35** | 0.01431 | 1,376 | 0.00288 | 96,211 | 477,613 | 0.98778 | 4,112,043 | 42.7 |
| **40** | 0.01011 | 959 | 0.00203 | 94,834 | 471,775 | 0.98675 | 3,634,430 | 38.3 |
| **45** | 0.01642 | 1,541 | 0.00331 | 93,875 | 465,524 | 0.97287 | 3,162,655 | 33.7 |
| **50** | 0.03802 | 3,511 | 0.00775 | 92,334 | 452,893 | 0.96340 | 2,697,132 | 29.2 |
| **55** | 0.03512 | 3,119 | 0.00715 | 88,823 | 436,318 | 0.95580 | 2,244,238 | 25.3 |
| **60** | 0.05362 | 4,595 | 0.01102 | 85,704 | 417,031 | 0.93856 | 1,807,921 | 21.1 |
| **65** | 0.06971 | 5,654 | 0.01444 | 81,109 | 391,408 | 0.91785 | 1,390,890 | 17.1 |
| **70** | 0.09552 | 7,207 | 0.02006 | 75,455 | 359,256 | 0.82404 | 999,481 | 13.2 |
| **75** | 0.26490 | 18,079 | 0.06107 | 68,248 | 296,041 | 0.53760 [c] | 640,225 | 9.4 |
| **80+** | 1.00000 | 50,169 | 0.14576 | 50,169 | 344,185 | - | 344,185 | 6.9 |

**Nota:** *Notes:*
[a] **Daripada umur 0 hingga kumpulan umur 1-4** *From age of 0 to age group 1-4*
[b] **Daripada umur 0, kumpulan umur 1-4 hingga kumpulan umur 5-9** *From age of 0, age group 1-4 to age group 5-9*
[c] **Daripada umur 75 hingga 80+** *From age of 75 to 80+*

**Jadual 3.11.7: Jadual hayat ringkas mengikut jantina dan umur, Sri Aman, Sarawak, 2024**
*Table 3.11.7: Abridged life table by sex and age, Sri Aman, Sarawak, 2024*

| **Umur** *Age* | **Kebarangkalian mati di antara umur x dan umur x+n** *Probability of dying between age x and age x+n* | **Bilangan kematian di antara umur x dan umur x+n** *Number of deaths between age x and age x+n* | **Kadar tengah mortaliti di antara umur x dan umur x+n** *Central mortality rate between age x and age x+n* | **Penakat (orang yang masih hidup) pada umur tepat x** *Survivors at exact age x* | **Bilangan orang hidup-tahun di antara umur x dan umur x+n** *Number of person-years lived between age x and age x+n* | **Nisbah ketakatan** *Survival ratio* | **Jumlah bilangan orang hidup-tahun selepas umur tepat x** *Total number of person-years lived after exact age x* | **Jangkaan hayat** *Life expectancy* |
|---|---|---|---|---|---|---|---|---|
| **x** | $_nq_x$ | $_nd_x$ | $_nm_x$ | $l_x$ | $_nL_x$ | $_nS_x$ | $T_x$ | $e_x$ |
| **Lelaki dan Perempuan** *Both sexes* | | | | | | | | |
| **0** | 0.00716 | 716 | 0.00720 | 100,000 | 99,336 | 0.99295 [a] | 7,286,556 | 72.9 |
| **1** | 0.00000 | - | 0.00000 | 99,284 | 397,138 | 0.99956 [b] | 7,187,220 | 72.4 |
| **5** | 0.00067 | 66 | 0.00013 | 99,284 | 496,256 | 0.99941 | 6,790,083 | 68.4 |
| **10** | 0.00052 | 52 | 0.00010 | 99,218 | 495,961 | 0.99750 | 6,293,827 | 63.4 |
| **15** | 0.00449 | 445 | 0.00090 | 99,166 | 494,719 | 0.99303 | 5,797,866 | 58.5 |
| **20** | 0.00945 | 933 | 0.00190 | 98,721 | 491,273 | 0.99308 | 5,303,147 | 53.7 |
| **25** | 0.00437 | 427 | 0.00088 | 97,788 | 487,872 | 0.99591 | 4,811,874 | 49.2 |
| **30** | 0.00381 | 371 | 0.00076 | 97,361 | 485,877 | 0.99071 | 4,324,003 | 44.4 |
| **35** | 0.01479 | 1,435 | 0.00298 | 96,990 | 481,364 | 0.98085 | 3,838,126 | 39.6 |
| **40** | 0.02357 | 2,252 | 0.00477 | 95,555 | 472,148 | 0.96931 | 3,356,762 | 35.1 |
| **45** | 0.03799 | 3,545 | 0.00775 | 93,304 | 457,657 | 0.95699 | 2,884,614 | 30.9 |
| **50** | 0.04824 | 4,330 | 0.00989 | 89,759 | 437,971 | 0.94423 | 2,426,957 | 27.0 |
| **55** | 0.06369 | 5,441 | 0.01316 | 85,429 | 413,545 | 0.93471 | 1,988,987 | 23.3 |
| **60** | 0.06700 | 5,359 | 0.01386 | 79,989 | 386,546 | 0.91610 | 1,575,442 | 19.7 |
| **65** | 0.10202 | 7,613 | 0.02150 | 74,630 | 354,115 | 0.88048 | 1,188,896 | 15.9 |
| **70** | 0.13901 | 9,316 | 0.02988 | 67,016 | 311,791 | 0.80432 | 834,781 | 12.5 |
| **75** | 0.26150 | 15,089 | 0.06017 | 57,700 | 250,779 | 0.52049 [c] | 522,990 | 9.1 |
| **80+** | 1.00000 | 42,611 | 0.15654 | 42,611 | 272,211 | - | 272,211 | 6.4 |
| **Lelaki** *Male* | | | | | | | | |
| **0** | 0.01116 | 1,116 | 0.01128 | 100,000 | 98,967 | 0.98901 [a] | 6,951,690 | 69.5 |
| **1** | 0.00000 | - | 0.00000 | 98,884 | 395,536 | 0.99920 [b] | 6,852,723 | 69.3 |
| **5** | 0.00126 | 125 | 0.00025 | 98,884 | 494,107 | 0.99885 | 6,457,187 | 65.3 |
| **10** | 0.00103 | 102 | 0.00021 | 98,759 | 493,541 | 0.99676 | 5,963,080 | 60.4 |
| **15** | 0.00545 | 538 | 0.00109 | 98,657 | 491,943 | 0.99049 | 5,469,539 | 55.4 |
| **20** | 0.01359 | 1,334 | 0.00274 | 98,120 | 487,264 | 0.98972 | 4,977,596 | 50.7 |
| **25** | 0.00691 | 669 | 0.00139 | 96,786 | 482,257 | 0.99421 | 4,490,332 | 46.4 |
| **30** | 0.00466 | 448 | 0.00093 | 96,117 | 479,465 | 0.98669 | 4,008,076 | 41.7 |
| **35** | 0.02200 | 2,105 | 0.00445 | 95,669 | 473,083 | 0.97234 | 3,528,611 | 36.9 |
| **40** | 0.03344 | 3,129 | 0.00680 | 93,564 | 459,997 | 0.95848 | 3,055,529 | 32.7 |
| **45** | 0.04987 | 4,510 | 0.01023 | 90,435 | 440,899 | 0.94534 | 2,595,532 | 28.7 |
| **50** | 0.05971 | 5,130 | 0.01231 | 85,925 | 416,798 | 0.93358 | 2,154,633 | 25.1 |
| **55** | 0.07355 | 5,942 | 0.01527 | 80,794 | 389,117 | 0.92324 | 1,737,835 | 21.5 |
| **60** | 0.08023 | 6,005 | 0.01672 | 74,852 | 359,248 | 0.89035 | 1,348,718 | 18.0 |
| **65** | 0.14164 | 9,752 | 0.03049 | 68,847 | 319,856 | 0.85049 | 989,470 | 14.4 |
| **70** | 0.15867 | 9,376 | 0.03447 | 59,095 | 272,036 | 0.76000 | 669,614 | 11.3 |
| **75** | 0.33667 | 16,739 | 0.08096 | 49,719 | 206,747 | 0.47998 [c] | 397,578 | 8.0 |
| **80+** | 1.00000 | 32,980 | 0.17282 | 32,980 | 190,831 | - | 190,831 | 5.8 |
| **Perempuan** *Female* | | | | | | | | |
| **0** | 0.00256 | 256 | 0.00257 | 100,000 | 99,759 | 0.99747 [a] | 7,687,654 | 76.9 |
| **1** | 0.00000 | - | 0.00000 | 99,744 | 398,976 | 0.99997 [b] | 7,587,895 | 76.1 |
| **5** | 0.00000 | - | 0.00000 | 99,744 | 498,720 | 1.00000 | 7,188,919 | 72.1 |
| **10** | 0.00000 | - | 0.00000 | 99,744 | 498,720 | 0.99826 | 6,690,200 | 67.1 |
| **15** | 0.00347 | 346 | 0.00070 | 99,744 | 497,854 | 0.99589 | 6,191,480 | 62.1 |
| **20** | 0.00475 | 472 | 0.00095 | 99,398 | 495,808 | 0.99707 | 5,693,626 | 57.3 |
| **25** | 0.00111 | 109 | 0.00022 | 98,926 | 494,354 | 0.99805 | 5,197,818 | 52.5 |
| **30** | 0.00279 | 276 | 0.00056 | 98,816 | 493,391 | 0.99558 | 4,703,464 | 47.6 |
| **35** | 0.00606 | 597 | 0.00121 | 98,540 | 491,209 | 0.99043 | 4,210,074 | 42.7 |
| **40** | 0.01311 | 1,284 | 0.00264 | 97,944 | 486,508 | 0.98017 | 3,718,864 | 38.0 |
| **45** | 0.02664 | 2,575 | 0.00540 | 96,660 | 476,861 | 0.96879 | 3,232,357 | 33.4 |
| **50** | 0.03592 | 3,379 | 0.00731 | 94,085 | 461,976 | 0.95554 | 2,755,496 | 29.3 |
| **55** | 0.05332 | 4,836 | 0.01096 | 90,706 | 441,438 | 0.94557 | 2,293,520 | 25.3 |
| **60** | 0.05559 | 4,774 | 0.01144 | 85,869 | 417,412 | 0.94192 | 1,852,082 | 21.6 |
| **65** | 0.06071 | 4,923 | 0.01252 | 81,096 | 393,171 | 0.91055 | 1,434,670 | 17.7 |
| **70** | 0.12006 | 9,145 | 0.02555 | 76,173 | 358,000 | 0.84383 | 1,041,499 | 13.7 |
| **75** | 0.19720 | 13,218 | 0.04375 | 67,027 | 302,092 | 0.55802 [c] | 683,500 | 10.2 |
| **80+** | 1.00000 | 53,810 | 0.14108 | 53,810 | 381,408 | - | 381,408 | 7.1 |

**Nota:** *Notes:*
[a] **Daripada umur 0 hingga kumpulan umur 1-4** *From age of 0 to age group 1-4*
[b] **Daripada umur 0, kumpulan umur 1-4 hingga kumpulan umur 5-9** *From age of 0, age group 1-4 to age group 5-9*
[c] **Daripada umur 75 hingga 80+** *From age of 75 to 80+*

**Jadual 3.11.8: Jadual hayat ringkas mengikut jantina dan umur, Lubok Antu, Sarawak, 2024**
*Table 3.11.8: Abridged life table by sex and age, Lubok Antu, Sarawak, 2024*

| **Umur** *Age* | **Kebarangkalian mati di antara umur x dan umur x+n** *Probability of dying between age x and age x+n* | **Bilangan kematian di antara umur x dan umur x+n** *Number of deaths between age x and age x+n* | **Kadar tengah mortaliti di antara umur x dan umur x+n** *Central mortality rate between age x and age x+n* | **Penakat (orang yang masih hidup) pada umur tepat x** *Survivors at exact age x* | **Bilangan orang hidup-tahun di antara umur x dan umur x+n** *Number of person-years lived between age x and age x+n* | **Nisbah ketakatan** *Survival ratio* | **Jumlah bilangan orang hidup-tahun selepas umur tepat x** *Total number of person-years lived after exact age x* | **Jangkaan hayat** *Life expectancy* |
|---|---|---|---|---|---|---|---|---|
| **x** | $_nq_x$ | $_nd_x$ | $_nm_x$ | $l_x$ | $_nL_x$ | $_nS_x$ | $T_x$ | $e_x$ |
| **Lelaki dan Perempuan** *Both sexes* | | | | | | | | |
| **0** | 0.00680 | 680 | 0.00684 | 100,000 | 99,368 | 0.99271 [a] | 7,303,476 | 73.0 |
| **1** | 0.00118 | 118 | 0.00030 | 99,320 | 396,988 | 0.99863 [b] | 7,204,108 | 72.5 |
| **5** | 0.00135 | 134 | 0.00027 | 99,203 | 495,677 | 0.99783 | 6,807,120 | 68.6 |
| **10** | 0.00299 | 297 | 0.00060 | 99,068 | 494,600 | 0.99682 | 6,311,443 | 63.7 |
| **15** | 0.00337 | 333 | 0.00067 | 98,772 | 493,028 | 0.99400 | 5,816,843 | 58.9 |
| **20** | 0.00865 | 851 | 0.00174 | 98,439 | 490,068 | 0.99331 | 5,323,815 | 54.1 |
| **25** | 0.00471 | 460 | 0.00094 | 97,588 | 486,791 | 0.98764 | 4,833,747 | 49.5 |
| **30** | 0.02004 | 1,946 | 0.00405 | 97,128 | 480,776 | 0.98108 | 4,346,956 | 44.8 |
| **35** | 0.01777 | 1,692 | 0.00359 | 95,182 | 471,682 | 0.97539 | 3,866,180 | 40.6 |
| **40** | 0.03157 | 2,951 | 0.00641 | 93,491 | 460,075 | 0.96839 | 3,394,498 | 36.3 |
| **45** | 0.03165 | 2,865 | 0.00643 | 90,539 | 445,534 | 0.96252 | 2,934,423 | 32.4 |
| **50** | 0.04350 | 3,814 | 0.00889 | 87,674 | 428,836 | 0.95721 | 2,488,889 | 28.4 |
| **55** | 0.04205 | 3,526 | 0.00859 | 83,860 | 410,484 | 0.95318 | 2,060,053 | 24.6 |
| **60** | 0.05180 | 4,162 | 0.01064 | 80,334 | 391,264 | 0.92954 | 1,649,569 | 20.5 |
| **65** | 0.09014 | 6,866 | 0.01888 | 76,172 | 363,696 | 0.89166 | 1,258,305 | 16.5 |
| **70** | 0.12834 | 8,895 | 0.02743 | 69,306 | 324,294 | 0.82077 | 894,609 | 12.9 |
| **75** | 0.23761 | 14,354 | 0.05393 | 60,411 | 266,172 | 0.53329 [c] | 570,315 | 9.4 |
| **80+** | 1.00000 | 46,057 | 0.15143 | 46,057 | 304,143 | - | 304,143 | 6.6 |
| **Lelaki** *Male* | | | | | | | | |
| **0** | 0.00791 | 791 | 0.00796 | 100,000 | 99,261 | 0.99111 [a] | 6,966,492 | 69.7 |
| **1** | 0.00231 | 229 | 0.00058 | 99,209 | 396,295 | 0.99868 [b] | 6,867,231 | 69.2 |
| **5** | 0.00000 | - | 0.00000 | 98,980 | 494,902 | 0.99800 | 6,470,936 | 65.4 |
| **10** | 0.00400 | 396 | 0.00080 | 98,980 | 493,913 | 0.99561 | 5,976,034 | 60.4 |
| **15** | 0.00478 | 471 | 0.00096 | 98,585 | 491,745 | 0.99059 | 5,482,121 | 55.6 |
| **20** | 0.01406 | 1,379 | 0.00283 | 98,113 | 487,118 | 0.98960 | 4,990,376 | 50.9 |
| **25** | 0.00670 | 648 | 0.00134 | 96,734 | 482,050 | 0.98356 | 4,503,258 | 46.6 |
| **30** | 0.02626 | 2,523 | 0.00532 | 96,086 | 474,123 | 0.97289 | 4,021,208 | 41.9 |
| **35** | 0.02798 | 2,618 | 0.00568 | 93,563 | 461,271 | 0.96535 | 3,547,086 | 37.9 |
| **40** | 0.04151 | 3,775 | 0.00848 | 90,945 | 445,288 | 0.95885 | 3,085,815 | 33.9 |
| **45** | 0.04077 | 3,554 | 0.00832 | 87,170 | 426,965 | 0.95014 | 2,640,527 | 30.3 |
| **50** | 0.05935 | 4,962 | 0.01223 | 83,616 | 405,675 | 0.94026 | 2,213,562 | 26.5 |
| **55** | 0.06015 | 4,731 | 0.01240 | 78,654 | 381,442 | 0.93551 | 1,807,886 | 23.0 |
| **60** | 0.06910 | 5,108 | 0.01431 | 73,923 | 356,844 | 0.91363 | 1,426,444 | 19.3 |
| **65** | 0.10492 | 7,220 | 0.02215 | 68,815 | 326,023 | 0.87549 | 1,069,601 | 15.5 |
| **70** | 0.14640 | 9,017 | 0.03159 | 61,594 | 285,428 | 0.79327 | 743,578 | 12.1 |
| **75** | 0.27741 | 14,585 | 0.06442 | 52,577 | 226,421 | 0.50579 [c] | 458,150 | 8.7 |
| **80+** | 1.00000 | 37,992 | 0.16395 | 37,992 | 231,728 | - | 231,728 | 6.1 |
| **Perempuan** *Female* | | | | | | | | |
| **0** | 0.00573 | 573 | 0.00576 | 100,000 | 99,465 | 0.99435 [a] | 7,688,937 | 76.9 |
| **1** | 0.00000 | - | 0.00000 | 99,427 | 397,708 | 0.99852 [b] | 7,589,471 | 76.3 |
| **5** | 0.00281 | 279 | 0.00056 | 99,427 | 496,437 | 0.99760 | 7,191,763 | 72.3 |
| **10** | 0.00199 | 197 | 0.00040 | 99,148 | 495,246 | 0.99811 | 6,695,326 | 67.5 |
| **15** | 0.00178 | 176 | 0.00036 | 98,950 | 494,311 | 0.99727 | 6,200,081 | 62.7 |
| **20** | 0.00368 | 364 | 0.00074 | 98,774 | 492,960 | 0.99691 | 5,705,770 | 57.8 |
| **25** | 0.00249 | 245 | 0.00050 | 98,410 | 491,437 | 0.99231 | 5,212,809 | 53.0 |
| **30** | 0.01290 | 1,267 | 0.00260 | 98,165 | 487,658 | 0.99038 | 4,721,372 | 48.1 |
| **35** | 0.00629 | 610 | 0.00126 | 96,898 | 482,966 | 0.98639 | 4,233,715 | 43.7 |
| **40** | 0.02096 | 2,019 | 0.00424 | 96,288 | 476,395 | 0.97859 | 3,750,748 | 39.0 |
| **45** | 0.02186 | 2,061 | 0.00442 | 94,270 | 466,196 | 0.97559 | 3,274,353 | 34.7 |
| **50** | 0.02702 | 2,491 | 0.00548 | 92,209 | 454,816 | 0.97439 | 2,808,157 | 30.5 |
| **55** | 0.02416 | 2,167 | 0.00489 | 89,718 | 443,169 | 0.97056 | 2,353,341 | 26.2 |
| **60** | 0.03484 | 3,051 | 0.00709 | 87,550 | 430,124 | 0.94467 | 1,910,171 | 21.8 |
| **65** | 0.07656 | 6,469 | 0.01592 | 84,500 | 406,324 | 0.90744 | 1,480,047 | 17.5 |
| **70** | 0.10989 | 8,575 | 0.02326 | 78,030 | 368,714 | 0.84381 | 1,073,723 | 13.8 |
| **75** | 0.20820 | 14,460 | 0.04648 | 69,455 | 311,126 | 0.55869 [c] | 705,009 | 10.2 |
| **80+** | 1.00000 | 54,995 | 0.13962 | 54,995 | 393,884 | - | 393,884 | 7.2 |

**Nota:** *Notes:*
[a] **Daripada umur 0 hingga kumpulan umur 1-4** *From age of 0 to age group 1-4*
[b] **Daripada umur 0, kumpulan umur 1-4 hingga kumpulan umur 5-9** *From age of 0, age group 1-4 to age group 5-9*
[c] **Daripada umur 75 hingga 80+** *From age of 75 to 80+*

**Jadual 3.11.9: Jadual hayat ringkas mengikut jantina dan umur, Betong, Sarawak, 2024**
*Table 3.11.9: Abridged life table by sex and age, Betong, Sarawak, 2024*

| **Umur** *Age* | **Kebarangkalian mati di antara umur x dan umur x+n** *Probability of dying between age x and age x+n* | **Bilangan kematian di antara umur x dan umur x+n** *Number of deaths between age x and age x+n* | **Kadar tengah mortaliti di antara umur x dan umur x+n** *Central mortality rate between age x and age x+n* | **Penakat (orang yang masih hidup) pada umur tepat x** *Survivors at exact age x* | **Bilangan orang hidup-tahun di antara umur x dan umur x+n** *Number of person-years lived between age x and age x+n* | **Nisbah ketakatan** *Survival ratio* | **Jumlah bilangan orang hidup-tahun selepas umur tepat x** *Total number of person-years lived after exact age x* | **Jangkaan hayat** *Life expectancy* |
|---|---|---|---|---|---|---|---|---|
| **x** | $_nq_x$ | $_nd_x$ | $_nm_x$ | $l_x$ | $_nL_x$ | $_nS_x$ | $T_x$ | $e_x$ |
| **Lelaki dan Perempuan** *Both sexes* | | | | | | | | |
| **0** | 0.00804 | 804 | 0.00810 | 100,000 | 99,255 | 0.99068 [a] | 7,232,938 | 72.3 |
| **1** | 0.00284 | 282 | 0.00071 | 99,196 | 396,082 | 0.99678 [b] | 7,133,683 | 71.9 |
| **5** | 0.00335 | 332 | 0.00067 | 98,914 | 493,742 | 0.99729 | 6,737,601 | 68.1 |
| **10** | 0.00206 | 203 | 0.00041 | 98,582 | 492,405 | 0.99714 | 6,243,859 | 63.3 |
| **15** | 0.00367 | 361 | 0.00074 | 98,380 | 490,995 | 0.99558 | 5,751,454 | 58.5 |
| **20** | 0.00517 | 507 | 0.00104 | 98,018 | 488,824 | 0.99298 | 5,260,459 | 53.7 |
| **25** | 0.00888 | 866 | 0.00178 | 97,511 | 485,391 | 0.98820 | 4,771,635 | 48.9 |
| **30** | 0.01474 | 1,424 | 0.00297 | 96,645 | 479,665 | 0.98408 | 4,286,244 | 44.4 |
| **35** | 0.01711 | 1,629 | 0.00345 | 95,221 | 472,030 | 0.98089 | 3,806,579 | 40.0 |
| **40** | 0.02114 | 1,979 | 0.00427 | 93,591 | 463,010 | 0.97974 | 3,334,549 | 35.6 |
| **45** | 0.01937 | 1,774 | 0.00391 | 91,613 | 453,628 | 0.96718 | 2,871,539 | 31.3 |
| **50** | 0.04653 | 4,180 | 0.00953 | 89,839 | 438,742 | 0.95193 | 2,417,911 | 26.9 |
| **55** | 0.04968 | 4,256 | 0.01019 | 85,658 | 417,652 | 0.94900 | 1,979,169 | 23.1 |
| **60** | 0.05238 | 4,264 | 0.01076 | 81,402 | 396,352 | 0.92490 | 1,561,517 | 19.2 |
| **65** | 0.09907 | 7,642 | 0.02085 | 77,139 | 366,588 | 0.87366 | 1,165,165 | 15.1 |
| **70** | 0.15661 | 10,884 | 0.03398 | 69,497 | 320,274 | 0.75767 | 798,577 | 11.5 |
| **75** | 0.34397 | 20,161 | 0.08308 | 58,613 | 242,661 | 0.49266 [c] | 478,303 | 8.2 |
| **80+** | 1.00000 | 38,452 | 0.16318 | 38,452 | 235,641 | - | 235,641 | 6.1 |
| **Lelaki** *Male* | | | | | | | | |
| **0** | 0.00854 | 854 | 0.00861 | 100,000 | 99,203 | 0.99005 [a] | 7,099,314 | 71.0 |
| **1** | 0.00324 | 321 | 0.00081 | 99,146 | 395,823 | 0.99563 [b] | 7,000,111 | 70.6 |
| **5** | 0.00511 | 505 | 0.00102 | 98,825 | 492,863 | 0.99678 | 6,604,288 | 66.8 |
| **10** | 0.00131 | 129 | 0.00026 | 98,320 | 491,277 | 0.99724 | 6,111,425 | 62.2 |
| **15** | 0.00421 | 413 | 0.00084 | 98,191 | 489,921 | 0.99459 | 5,620,147 | 57.2 |
| **20** | 0.00661 | 646 | 0.00133 | 97,778 | 487,273 | 0.99016 | 5,130,226 | 52.5 |
| **25** | 0.01310 | 1,272 | 0.00264 | 97,131 | 482,476 | 0.98400 | 4,642,953 | 47.8 |
| **30** | 0.01893 | 1,815 | 0.00382 | 95,859 | 474,758 | 0.98195 | 4,160,477 | 43.4 |
| **35** | 0.01714 | 1,612 | 0.00346 | 94,044 | 466,190 | 0.98041 | 3,685,719 | 39.2 |
| **40** | 0.02208 | 2,041 | 0.00447 | 92,432 | 457,059 | 0.97815 | 3,219,529 | 34.8 |
| **45** | 0.02160 | 1,953 | 0.00437 | 90,391 | 447,074 | 0.96484 | 2,762,470 | 30.6 |
| **50** | 0.04902 | 4,335 | 0.01005 | 88,438 | 431,354 | 0.94488 | 2,315,396 | 26.2 |
| **55** | 0.06153 | 5,175 | 0.01270 | 84,103 | 407,579 | 0.94178 | 1,884,042 | 22.4 |
| **60** | 0.05469 | 4,317 | 0.01125 | 78,929 | 383,851 | 0.92309 | 1,476,463 | 18.7 |
| **65** | 0.10041 | 7,492 | 0.02114 | 74,612 | 354,328 | 0.86475 | 1,092,612 | 14.6 |
| **70** | 0.17397 | 11,677 | 0.03811 | 67,120 | 306,406 | 0.73703 | 738,284 | 11.0 |
| **75** | 0.37070 | 20,553 | 0.09101 | 55,443 | 225,831 | 0.47709 [c] | 431,878 | 7.8 |
| **80+** | 1.00000 | 34,890 | 0.16933 | 34,890 | 206,047 | - | 206,047 | 5.9 |
| **Perempuan** *Female* | | | | | | | | |
| **0** | 0.00746 | 746 | 0.00751 | 100,000 | 99,308 | 0.99146 [a] | 7,379,362 | 73.8 |
| **1** | 0.00240 | 238 | 0.00060 | 99,254 | 396,423 | 0.99786 [b] | 7,280,055 | 73.3 |
| **5** | 0.00165 | 163 | 0.00033 | 99,016 | 494,670 | 0.99774 | 6,883,632 | 69.5 |
| **10** | 0.00287 | 284 | 0.00057 | 98,852 | 493,553 | 0.99700 | 6,388,961 | 64.6 |
| **15** | 0.00314 | 309 | 0.00063 | 98,569 | 492,070 | 0.99663 | 5,895,409 | 59.8 |
| **20** | 0.00360 | 354 | 0.00072 | 98,259 | 490,411 | 0.99606 | 5,403,339 | 55.0 |
| **25** | 0.00429 | 420 | 0.00086 | 97,905 | 488,477 | 0.99276 | 4,912,928 | 50.2 |
| **30** | 0.01021 | 996 | 0.00205 | 97,485 | 484,939 | 0.98637 | 4,424,451 | 45.4 |
| **35** | 0.01708 | 1,648 | 0.00344 | 96,490 | 478,331 | 0.98146 | 3,939,513 | 40.8 |
| **40** | 0.02003 | 1,899 | 0.00405 | 94,842 | 469,463 | 0.98166 | 3,461,182 | 36.5 |
| **45** | 0.01661 | 1,544 | 0.00335 | 92,943 | 460,854 | 0.96992 | 2,991,719 | 32.2 |
| **50** | 0.04377 | 4,001 | 0.00895 | 91,399 | 446,993 | 0.95961 | 2,530,865 | 27.7 |
| **55** | 0.03686 | 3,221 | 0.00751 | 87,398 | 428,937 | 0.95666 | 2,083,872 | 23.8 |
| **60** | 0.05007 | 4,215 | 0.01027 | 84,177 | 410,347 | 0.92669 | 1,654,935 | 19.7 |
| **65** | 0.09778 | 7,819 | 0.02056 | 79,962 | 380,264 | 0.88244 | 1,244,588 | 15.6 |
| **70** | 0.13949 | 10,063 | 0.02999 | 72,143 | 335,558 | 0.77663 | 864,324 | 12.0 |
| **75** | 0.32083 | 19,917 | 0.07643 | 62,080 | 260,606 | 0.50714 [c] | 528,766 | 8.5 |
| **80+** | 1.00000 | 42,162 | 0.15723 | 42,162 | 268,160 | - | 268,160 | 6.4 |

**Nota:** *Notes:*
[a] **Daripada umur 0 hingga kumpulan umur 1-4** *From age of 0 to age group 1-4*
[b] **Daripada umur 0, kumpulan umur 1-4 hingga kumpulan umur 5-9** *From age of 0, age group 1-4 to age group 5-9*
[c] **Daripada umur 75 hingga 80+** *From age of 75 to 80+*

**Jadual 3.11.10: Jadual hayat ringkas mengikut jantina dan umur, Saratok, Sarawak, 2024**
*Table 3.11.10: Abridged life table by sex and age, Saratok, Sarawak, 2024*

| **Umur** *Age* | **Kebarangkalian mati di antara umur x dan umur x+n** *Probability of dying between age x and age x+n* | **Bilangan kematian di antara umur x dan umur x+n** *Number of deaths between age x and age x+n* | **Kadar tengah mortaliti di antara umur x dan umur x+n** *Central mortality rate between age x and age x+n* | **Penakat (orang yang masih hidup) pada umur tepat x** *Survivors at exact age x* | **Bilangan orang hidup-tahun di antara umur x dan umur x+n** *Number of person-years lived between age x and age x+n* | **Nisbah ketakatan** *Survival ratio* | **Jumlah bilangan orang hidup-tahun selepas umur tepat x** *Total number of person-years lived after exact age x* | **Jangkaan hayat** *Life expectancy* |
|---|---|---|---|---|---|---|---|---|
| **x** | $_nq_x$ | $_nd_x$ | $_nm_x$ | $l_x$ | $_nL_x$ | $_nS_x$ | $T_x$ | $e_x$ |
| **Lelaki dan Perempuan** *Both sexes* | | | | | | | | |
| **0** | 0.00613 | 613 | 0.00617 | 100,000 | 99,428 | 0.99301 [a] | 7,355,600 | 73.6 |
| **1** | 0.00190 | 189 | 0.00048 | 99,387 | 397,077 | 0.99828 [b] | 7,256,171 | 73.0 |
| **5** | 0.00137 | 136 | 0.00027 | 99,198 | 495,650 | 0.99870 | 6,859,095 | 69.1 |
| **10** | 0.00124 | 123 | 0.00025 | 99,062 | 495,003 | 0.99786 | 6,363,445 | 64.2 |
| **15** | 0.00305 | 302 | 0.00061 | 98,939 | 493,942 | 0.99583 | 5,868,442 | 59.3 |
| **20** | 0.00529 | 522 | 0.00106 | 98,638 | 491,884 | 0.98960 | 5,374,500 | 54.5 |
| **25** | 0.01554 | 1,525 | 0.00313 | 98,116 | 486,768 | 0.98900 | 4,882,616 | 49.8 |
| **30** | 0.00639 | 617 | 0.00128 | 96,591 | 481,413 | 0.99023 | 4,395,848 | 45.5 |
| **35** | 0.01318 | 1,265 | 0.00265 | 95,974 | 476,708 | 0.98447 | 3,914,435 | 40.8 |
| **40** | 0.01791 | 1,697 | 0.00362 | 94,709 | 469,304 | 0.98024 | 3,437,727 | 36.3 |
| **45** | 0.02165 | 2,013 | 0.00438 | 93,012 | 460,029 | 0.97454 | 2,968,423 | 31.9 |
| **50** | 0.02936 | 2,672 | 0.00596 | 90,999 | 448,316 | 0.96309 | 2,508,394 | 27.6 |
| **55** | 0.04468 | 3,946 | 0.00914 | 88,327 | 431,770 | 0.95453 | 2,060,078 | 23.3 |
| **60** | 0.04630 | 3,907 | 0.00948 | 84,381 | 412,137 | 0.92633 | 1,628,308 | 19.3 |
| **65** | 0.10237 | 8,238 | 0.02158 | 80,474 | 381,774 | 0.85617 | 1,216,171 | 15.1 |
| **70** | 0.19002 | 13,727 | 0.04199 | 72,236 | 326,862 | 0.76175 | 834,397 | 11.6 |
| **75** | 0.29779 | 17,424 | 0.06998 | 58,509 | 248,987 | 0.50942 [c] | 507,534 | 8.7 |
| **80+** | 1.00000 | 41,086 | 0.15891 | 41,086 | 258,547 | - | 258,547 | 6.3 |
| **Lelaki** *Male* | | | | | | | | |
| **0** | 0.01011 | 1,011 | 0.01021 | 100,000 | 99,061 | 0.98824 [a] | 7,089,397 | 70.9 |
| **1** | 0.00381 | 377 | 0.00095 | 98,989 | 395,059 | 0.99644 [b] | 6,990,336 | 70.6 |
| **5** | 0.00283 | 279 | 0.00057 | 98,612 | 492,363 | 0.99859 | 6,595,277 | 66.9 |
| **10** | 0.00000 | - | 0.00000 | 98,333 | 491,667 | 0.99697 | 6,102,913 | 62.1 |
| **15** | 0.00606 | 596 | 0.00122 | 98,333 | 490,178 | 0.99262 | 5,611,247 | 57.1 |
| **20** | 0.00871 | 851 | 0.00175 | 97,738 | 486,560 | 0.98370 | 5,121,069 | 52.4 |
| **25** | 0.02396 | 2,321 | 0.00485 | 96,886 | 478,628 | 0.98366 | 4,634,509 | 47.8 |
| **30** | 0.00853 | 807 | 0.00171 | 94,565 | 470,808 | 0.98788 | 4,155,881 | 43.9 |
| **35** | 0.01575 | 1,477 | 0.00317 | 93,758 | 465,099 | 0.98016 | 3,685,073 | 39.3 |
| **40** | 0.02400 | 2,215 | 0.00486 | 92,282 | 455,870 | 0.97076 | 3,219,974 | 34.9 |
| **45** | 0.03461 | 3,118 | 0.00704 | 90,066 | 442,538 | 0.96673 | 2,764,104 | 30.7 |
| **50** | 0.03187 | 2,771 | 0.00648 | 86,949 | 427,817 | 0.95329 | 2,321,566 | 26.7 |
| **55** | 0.06204 | 5,223 | 0.01281 | 84,178 | 407,833 | 0.94539 | 1,893,749 | 22.5 |
| **60** | 0.04667 | 3,685 | 0.00956 | 78,955 | 385,563 | 0.92681 | 1,485,915 | 18.8 |
| **65** | 0.10101 | 7,603 | 0.02128 | 75,270 | 357,343 | 0.84345 | 1,100,352 | 14.6 |
| **70** | 0.21834 | 14,774 | 0.04902 | 67,667 | 301,399 | 0.74063 | 743,009 | 11.0 |
| **75** | 0.31185 | 16,495 | 0.07389 | 52,893 | 223,227 | 0.49452 [c] | 441,610 | 8.3 |
| **80+** | 1.00000 | 36,398 | 0.16667 | 36,398 | 218,384 | - | 218,384 | 6.0 |
| **Perempuan** *Female* | | | | | | | | |
| **0** | 0.00207 | 207 | 0.00207 | 100,000 | 99,805 | 0.99795 [a] | 7,632,424 | 76.3 |
| **1** | 0.00000 | - | 0.00000 | 99,793 | 399,173 | 0.99998 [b] | 7,532,619 | 75.5 |
| **5** | 0.00000 | - | 0.00000 | 99,793 | 498,966 | 0.99878 | 7,133,446 | 71.5 |
| **10** | 0.00244 | 244 | 0.00049 | 99,793 | 498,356 | 0.99878 | 6,634,481 | 66.5 |
| **15** | 0.00000 | - | 0.00000 | 99,549 | 497,746 | 0.99897 | 6,136,124 | 61.6 |
| **20** | 0.00206 | 205 | 0.00041 | 99,549 | 497,235 | 0.99502 | 5,638,378 | 56.6 |
| **25** | 0.00791 | 785 | 0.00159 | 99,345 | 494,760 | 0.99392 | 5,141,144 | 51.8 |
| **30** | 0.00425 | 419 | 0.00085 | 98,559 | 491,750 | 0.99259 | 4,646,384 | 47.1 |
| **35** | 0.01059 | 1,040 | 0.00213 | 98,141 | 488,104 | 0.98876 | 4,154,634 | 42.3 |
| **40** | 0.01188 | 1,154 | 0.00239 | 97,101 | 482,620 | 0.98958 | 3,666,530 | 37.8 |
| **45** | 0.00893 | 857 | 0.00179 | 95,947 | 477,593 | 0.98211 | 3,183,910 | 33.2 |
| **50** | 0.02692 | 2,560 | 0.00546 | 95,090 | 469,051 | 0.97287 | 2,706,318 | 28.5 |
| **55** | 0.02734 | 2,530 | 0.00554 | 92,530 | 456,327 | 0.96349 | 2,237,267 | 24.2 |
| **60** | 0.04595 | 4,135 | 0.00941 | 90,001 | 439,665 | 0.92578 | 1,780,940 | 19.8 |
| **65** | 0.10385 | 8,917 | 0.02191 | 85,865 | 407,035 | 0.86873 | 1,341,275 | 15.6 |
| **70** | 0.16186 | 12,455 | 0.03522 | 76,949 | 353,606 | 0.78166 | 934,239 | 12.1 |
| **75** | 0.28571 | 18,427 | 0.06667 | 64,494 | 276,401 | 0.52397 [c] | 580,634 | 9.0 |
| **80+** | 1.00000 | 46,067 | 0.15142 | 46,067 | 304,233 | - | 304,233 | 6.6 |

**Nota:** *Notes:*
[a] **Daripada umur 0 hingga kumpulan umur 1-4** *From age of 0 to age group 1-4*
[b] **Daripada umur 0, kumpulan umur 1-4 hingga kumpulan umur 5-9** *From age of 0, age group 1-4 to age group 5-9*
[c] **Daripada umur 75 hingga 80+** *From age of 75 to 80+*

**Jadual 3.11.11: Jadual hayat ringkas mengikut jantina dan umur, Sarikei, Sarawak, 2024**
*Table 3.11.11: Abridged life table by sex and age, Sarikei, Sarawak, 2024*

| **Umur** *Age* | **Kebarangkalian mati di antara umur x dan umur x+n** *Probability of dying between age x and age x+n* | **Bilangan kematian di antara umur x dan umur x+n** *Number of deaths between age x and age x+n* | **Kadar tengah mortaliti di antara umur x dan umur x+n** *Central mortality rate between age x and age x+n* | **Penakat (orang yang masih hidup) pada umur tepat x** *Survivors at exact age x* | **Bilangan orang hidup-tahun di antara umur x dan umur x+n** *Number of person-years lived between age x and age x+n* | **Nisbah ketakatan** *Survival ratio* | **Jumlah bilangan orang hidup-tahun selepas umur tepat x** *Total number of person-years lived after exact age x* | **Jangkaan hayat** *Life expectancy* |
|---|---|---|---|---|---|---|---|---|
| **x** | $_nq_x$ | $_nd_x$ | $_nm_x$ | $l_x$ | $_nL_x$ | $_nS_x$ | $T_x$ | $e_x$ |
| **Lelaki dan Perempuan** *Both sexes* | | | | | | | | |
| **0** | 0.00373 | 373 | 0.00374 | 100,000 | 99,650 | 0.99579 [a] | 7,370,742 | 73.7 |
| **1** | 0.00108 | 107 | 0.00027 | 99,627 | 398,243 | 0.99911 [b] | 7,271,092 | 73.0 |
| **5** | 0.00061 | 61 | 0.00012 | 99,520 | 497,449 | 0.99944 | 6,872,849 | 69.1 |
| **10** | 0.00050 | 50 | 0.00010 | 99,459 | 497,172 | 0.99850 | 6,375,399 | 64.1 |
| **15** | 0.00249 | 247 | 0.00050 | 99,409 | 496,428 | 0.99653 | 5,878,228 | 59.1 |
| **20** | 0.00446 | 442 | 0.00089 | 99,162 | 494,703 | 0.99453 | 5,381,800 | 54.3 |
| **25** | 0.00648 | 640 | 0.00130 | 98,719 | 491,997 | 0.99276 | 4,887,096 | 49.5 |
| **30** | 0.00800 | 784 | 0.00161 | 98,079 | 488,437 | 0.98721 | 4,395,099 | 44.8 |
| **35** | 0.01762 | 1,714 | 0.00356 | 97,295 | 482,190 | 0.97813 | 3,906,662 | 40.2 |
| **40** | 0.02620 | 2,505 | 0.00531 | 95,581 | 471,643 | 0.97329 | 3,424,472 | 35.8 |
| **45** | 0.02724 | 2,535 | 0.00552 | 93,076 | 459,043 | 0.96770 | 2,952,829 | 31.7 |
| **50** | 0.03751 | 3,396 | 0.00765 | 90,541 | 444,214 | 0.95913 | 2,493,786 | 27.5 |
| **55** | 0.04436 | 3,866 | 0.00907 | 87,145 | 426,060 | 0.94215 | 2,049,571 | 23.5 |
| **60** | 0.07197 | 5,994 | 0.01493 | 83,279 | 401,412 | 0.91146 | 1,623,512 | 19.5 |
| **65** | 0.10640 | 8,223 | 0.02248 | 77,285 | 365,869 | 0.87533 | 1,222,100 | 15.8 |
| **70** | 0.14511 | 10,022 | 0.03129 | 69,062 | 320,257 | 0.80000 | 856,231 | 12.4 |
| **75** | 0.26421 | 15,599 | 0.06088 | 59,041 | 256,205 | 0.52198 [c] | 535,974 | 9.1 |
| **80+** | 1.00000 | 43,442 | 0.15528 | 43,442 | 279,768 | - | 279,768 | 6.4 |
| **Lelaki** *Male* | | | | | | | | |
| **0** | 0.00526 | 526 | 0.00529 | 100,000 | 99,504 | 0.99383 [a] | 7,037,748 | 70.4 |
| **1** | 0.00206 | 205 | 0.00052 | 99,474 | 397,411 | 0.99885 [b] | 6,938,244 | 69.7 |
| **5** | 0.00000 | - | 0.00000 | 99,269 | 496,344 | 0.99950 | 6,540,833 | 65.9 |
| **10** | 0.00100 | 99 | 0.00020 | 99,269 | 496,097 | 0.99754 | 6,044,488 | 60.9 |
| **15** | 0.00392 | 389 | 0.00079 | 99,170 | 494,877 | 0.99464 | 5,548,392 | 55.9 |
| **20** | 0.00681 | 673 | 0.00137 | 98,781 | 492,223 | 0.99088 | 5,053,514 | 51.2 |
| **25** | 0.01144 | 1,122 | 0.00230 | 98,108 | 487,736 | 0.98937 | 4,561,291 | 46.5 |
| **30** | 0.00982 | 952 | 0.00197 | 96,986 | 482,551 | 0.98124 | 4,073,555 | 42.0 |
| **35** | 0.02778 | 2,668 | 0.00564 | 96,034 | 473,499 | 0.96738 | 3,591,004 | 37.4 |
| **40** | 0.03759 | 3,510 | 0.00766 | 93,366 | 458,054 | 0.96160 | 3,117,505 | 33.4 |
| **45** | 0.03923 | 3,525 | 0.00800 | 89,856 | 440,465 | 0.95788 | 2,659,451 | 29.6 |
| **50** | 0.04512 | 3,896 | 0.00923 | 86,330 | 421,913 | 0.94789 | 2,218,986 | 25.7 |
| **55** | 0.05942 | 4,898 | 0.01225 | 82,435 | 399,929 | 0.92127 | 1,797,073 | 21.8 |
| **60** | 0.09926 | 7,696 | 0.02089 | 77,537 | 368,443 | 0.88834 | 1,397,145 | 18.0 |
| **65** | 0.12544 | 8,761 | 0.02677 | 69,841 | 327,301 | 0.85207 | 1,028,701 | 14.7 |
| **70** | 0.17365 | 10,606 | 0.03803 | 61,080 | 278,884 | 0.76781 | 701,400 | 11.5 |
| **75** | 0.30303 | 15,295 | 0.07143 | 50,474 | 214,130 | 0.49320 [c] | 422,516 | 8.4 |
| **80+** | 1.00000 | 35,179 | 0.16881 | 35,179 | 208,386 | - | 208,386 | 5.9 |
| **Perempuan** *Female* | | | | | | | | |
| **0** | 0.00216 | 216 | 0.00216 | 100,000 | 99,797 | 0.99787 [a] | 7,745,374 | 77.5 |
| **1** | 0.00000 | - | 0.00000 | 99,784 | 399,138 | 0.99935 [b] | 7,645,577 | 76.6 |
| **5** | 0.00126 | 126 | 0.00025 | 99,784 | 498,609 | 0.99937 | 7,246,439 | 72.6 |
| **10** | 0.00000 | - | 0.00000 | 99,659 | 498,295 | 0.99956 | 6,747,831 | 67.7 |
| **15** | 0.00088 | 88 | 0.00018 | 99,659 | 498,075 | 0.99862 | 6,249,536 | 62.7 |
| **20** | 0.00188 | 187 | 0.00038 | 99,571 | 497,389 | 0.99850 | 5,751,460 | 57.8 |
| **25** | 0.00112 | 112 | 0.00023 | 99,385 | 496,643 | 0.99631 | 5,254,071 | 52.9 |
| **30** | 0.00625 | 621 | 0.00125 | 99,273 | 494,812 | 0.99314 | 4,757,428 | 47.9 |
| **35** | 0.00747 | 737 | 0.00150 | 98,652 | 491,417 | 0.98873 | 4,262,616 | 43.2 |
| **40** | 0.01510 | 1,478 | 0.00304 | 97,915 | 485,880 | 0.98464 | 3,771,199 | 38.5 |
| **45** | 0.01563 | 1,507 | 0.00315 | 96,437 | 478,416 | 0.97705 | 3,285,319 | 34.1 |
| **50** | 0.03038 | 2,884 | 0.00617 | 94,929 | 467,438 | 0.96999 | 2,806,903 | 29.6 |
| **55** | 0.02963 | 2,727 | 0.00601 | 92,046 | 453,412 | 0.96209 | 2,339,465 | 25.4 |
| **60** | 0.04644 | 4,148 | 0.00951 | 89,319 | 436,225 | 0.93320 | 1,886,053 | 21.1 |
| **65** | 0.08816 | 7,508 | 0.01844 | 85,171 | 407,084 | 0.89912 | 1,449,829 | 17.0 |
| **70** | 0.11484 | 8,919 | 0.02437 | 77,663 | 366,016 | 0.83122 | 1,042,745 | 13.4 |
| **75** | 0.22972 | 15,792 | 0.05191 | 68,744 | 304,239 | 0.55043 [c] | 676,729 | 9.8 |
| **80+** | 1.00000 | 52,952 | 0.14216 | 52,952 | 372,490 | - | 372,490 | 7.0 |

**Nota:** *Notes:*
[a] **Daripada umur 0 hingga kumpulan umur 1-4** *From age of 0 to age group 1-4*
[b] **Daripada umur 0, kumpulan umur 1-4 hingga kumpulan umur 5-9** *From age of 0, age group 1-4 to age group 5-9*
[c] **Daripada umur 75 hingga 80+** *From age of 75 to 80+*

**Jadual 3.11.12: Jadual hayat ringkas mengikut jantina dan umur, Maradong, Sarawak, 2024**
*Table 3.11.12: Abridged life table by sex and age, Maradong, Sarawak, 2024*

| **Umur** *Age* | **Kebarangkalian mati di antara umur x dan umur x+n** *Probability of dying between age x and age x+n* | **Bilangan kematian di antara umur x dan umur x+n** *Number of deaths between age x and age x+n* | **Kadar tengah mortaliti di antara umur x dan umur x+n** *Central mortality rate between age x and age x+n* | **Penakat (orang yang masih hidup) pada umur tepat x** *Survivors at exact age x* | **Bilangan orang hidup-tahun di antara umur x dan umur x+n** *Number of person-years lived between age x and age x+n* | **Nisbah ketakatan** *Survival ratio* | **Jumlah bilangan orang hidup-tahun selepas umur tepat x** *Total number of person-years lived after exact age x* | **Jangkaan hayat** *Life expectancy* |
|---|---|---|---|---|---|---|---|---|
| **x** | $_nq_x$ | $_nd_x$ | $_nm_x$ | $l_x$ | $_nL_x$ | $_nS_x$ | $T_x$ | $e_x$ |
| **Lelaki dan Perempuan** *Both sexes* | | | | | | | | |
| **0** | 0.00715 | 715 | 0.00720 | 100,000 | 99,336 | 0.99240 [a] | 6,939,319 | 69.4 |
| **1** | 0.00112 | 111 | 0.00028 | 99,285 | 396,862 | 0.99770 [b] | 6,839,983 | 68.9 |
| **5** | 0.00327 | 324 | 0.00065 | 99,174 | 495,058 | 0.99653 | 6,443,121 | 65.0 |
| **10** | 0.00368 | 363 | 0.00074 | 98,850 | 493,340 | 0.99725 | 5,948,062 | 60.2 |
| **15** | 0.00182 | 180 | 0.00036 | 98,486 | 491,982 | 0.99572 | 5,454,723 | 55.4 |
| **20** | 0.00673 | 662 | 0.00135 | 98,307 | 489,879 | 0.99092 | 4,962,741 | 50.5 |
| **25** | 0.01145 | 1,118 | 0.00230 | 97,645 | 485,429 | 0.98682 | 4,472,862 | 45.8 |
| **30** | 0.01493 | 1,441 | 0.00301 | 96,527 | 479,030 | 0.98088 | 3,987,433 | 41.3 |
| **35** | 0.02337 | 2,223 | 0.00473 | 95,085 | 469,870 | 0.97506 | 3,508,404 | 36.9 |
| **40** | 0.02655 | 2,465 | 0.00538 | 92,863 | 458,151 | 0.96518 | 3,038,534 | 32.7 |
| **45** | 0.04331 | 3,916 | 0.00885 | 90,398 | 442,199 | 0.94986 | 2,580,383 | 28.5 |
| **50** | 0.05727 | 4,953 | 0.01179 | 86,482 | 420,027 | 0.94015 | 2,138,184 | 24.7 |
| **55** | 0.06258 | 5,102 | 0.01292 | 81,529 | 394,890 | 0.93216 | 1,718,156 | 21.1 |
| **60** | 0.07344 | 5,613 | 0.01525 | 76,427 | 368,102 | 0.88980 | 1,323,267 | 17.3 |
| **65** | 0.14987 | 10,613 | 0.03240 | 70,814 | 327,538 | 0.83596 | 955,164 | 13.5 |
| **70** | 0.18072 | 10,880 | 0.03974 | 60,201 | 273,807 | 0.71273 | 627,627 | 10.4 |
| **75** | 0.41732 | 20,583 | 0.10547 | 49,321 | 195,150 | 0.44845 [c] | 353,820 | 7.2 |
| **80+** | 1.00000 | 28,739 | 0.18112 | 28,739 | 158,670 | - | 158,670 | 5.5 |
| **Lelaki** *Male* | | | | | | | | |
| **0** | 0.00387 | 387 | 0.00388 | 100,000 | 99,634 | 0.99518 [a] | 6,669,085 | 66.7 |
| **1** | 0.00211 | 210 | 0.00053 | 99,613 | 397,957 | 0.99557 [b] | 6,569,451 | 65.9 |
| **5** | 0.00655 | 651 | 0.00131 | 99,403 | 495,389 | 0.99490 | 6,171,493 | 62.1 |
| **10** | 0.00364 | 359 | 0.00073 | 98,752 | 492,863 | 0.99644 | 5,676,105 | 57.5 |
| **15** | 0.00348 | 342 | 0.00070 | 98,393 | 491,108 | 0.99349 | 5,183,242 | 52.7 |
| **20** | 0.00954 | 936 | 0.00192 | 98,050 | 487,912 | 0.98966 | 4,692,135 | 47.9 |
| **25** | 0.01114 | 1,082 | 0.00224 | 97,115 | 482,868 | 0.98399 | 4,204,223 | 43.3 |
| **30** | 0.02093 | 2,010 | 0.00423 | 96,033 | 475,139 | 0.97524 | 3,721,354 | 38.8 |
| **35** | 0.02867 | 2,696 | 0.00582 | 94,023 | 463,376 | 0.97200 | 3,246,215 | 34.5 |
| **40** | 0.02731 | 2,494 | 0.00554 | 91,327 | 450,402 | 0.95542 | 2,782,839 | 30.5 |
| **45** | 0.06233 | 5,537 | 0.01287 | 88,833 | 430,324 | 0.93399 | 2,332,438 | 26.3 |
| **50** | 0.06993 | 5,825 | 0.01449 | 83,296 | 401,918 | 0.92287 | 1,902,114 | 22.8 |
| **55** | 0.08487 | 6,575 | 0.01773 | 77,471 | 370,920 | 0.91168 | 1,500,195 | 19.4 |
| **60** | 0.09210 | 6,529 | 0.01931 | 70,897 | 338,159 | 0.86463 | 1,129,276 | 15.9 |
| **65** | 0.18303 | 11,781 | 0.04029 | 64,367 | 292,383 | 0.79903 | 791,117 | 12.3 |
| **70** | 0.22293 | 11,723 | 0.05018 | 52,586 | 233,623 | 0.66762 | 498,734 | 9.5 |
| **75** | 0.47324 | 19,338 | 0.12398 | 40,863 | 155,971 | 0.41168 [c] | 265,111 | 6.5 |
| **80+** | 1.00000 | 21,525 | 0.19723 | 21,525 | 109,140 | - | 109,140 | 5.1 |
| **Perempuan** *Female* | | | | | | | | |
| **0** | 0.01083 | 1,083 | 0.01094 | 100,000 | 99,006 | 0.98934 [a] | 7,241,861 | 72.4 |
| **1** | 0.00000 | - | 0.00000 | 98,917 | 395,666 | 0.99982 [b] | 7,142,856 | 72.2 |
| **5** | 0.00000 | - | 0.00000 | 98,917 | 494,583 | 0.99814 | 6,747,189 | 68.2 |
| **10** | 0.00371 | 367 | 0.00074 | 98,917 | 493,665 | 0.99814 | 6,252,606 | 63.2 |
| **15** | 0.00000 | - | 0.00000 | 98,549 | 492,746 | 0.99806 | 5,758,942 | 58.4 |
| **20** | 0.00388 | 382 | 0.00078 | 98,549 | 491,791 | 0.99218 | 5,266,195 | 53.4 |
| **25** | 0.01178 | 1,157 | 0.00237 | 98,167 | 487,944 | 0.98975 | 4,774,404 | 48.6 |
| **30** | 0.00870 | 844 | 0.00175 | 97,010 | 482,942 | 0.98642 | 4,286,461 | 44.2 |
| **35** | 0.01849 | 1,779 | 0.00373 | 96,166 | 476,386 | 0.97787 | 3,803,519 | 39.6 |
| **40** | 0.02583 | 2,438 | 0.00523 | 94,388 | 465,845 | 0.97389 | 3,327,133 | 35.2 |
| **45** | 0.02640 | 2,427 | 0.00535 | 91,950 | 453,682 | 0.96440 | 2,861,288 | 31.1 |
| **50** | 0.04505 | 4,033 | 0.00922 | 89,523 | 437,532 | 0.95655 | 2,407,606 | 26.9 |
| **55** | 0.04179 | 3,572 | 0.00854 | 85,490 | 418,520 | 0.95308 | 1,970,073 | 23.0 |
| **60** | 0.05227 | 4,282 | 0.01073 | 81,918 | 398,885 | 0.91597 | 1,551,553 | 18.9 |
| **65** | 0.11755 | 9,126 | 0.02498 | 77,636 | 365,365 | 0.87059 | 1,152,667 | 14.8 |
| **70** | 0.14286 | 9,787 | 0.03077 | 68,510 | 318,082 | 0.75706 | 787,302 | 11.5 |
| **75** | 0.35971 | 21,123 | 0.08772 | 58,723 | 240,806 | 0.48680 [c] | 469,221 | 8.0 |
| **80+** | 1.00000 | 37,599 | 0.16461 | 37,599 | 228,415 | - | 228,415 | 6.1 |

**Nota:** *Notes:*
[a] **Daripada umur 0 hingga kumpulan umur 1-4** *From age of 0 to age group 1-4*
[b] **Daripada umur 0, kumpulan umur 1-4 hingga kumpulan umur 5-9** *From age of 0, age group 1-4 to age group 5-9*
[c] **Daripada umur 75 hingga 80+** *From age of 75 to 80+*

**Jadual 3.11.13: Jadual hayat ringkas mengikut jantina dan umur, Daro, Sarawak, 2024**
*Table 3.11.13: Abridged life table by sex and age, Daro, Sarawak, 2024*

| **Umur** *Age* | **Kebarangkalian mati di antara umur x dan umur x+n** *Probability of dying between age x and age x+n* | **Bilangan kematian di antara umur x dan umur x+n** *Number of deaths between age x and age x+n* | **Kadar tengah mortaliti di antara umur x dan umur x+n** *Central mortality rate between age x and age x+n* | **Penakat (orang yang masih hidup) pada umur tepat x** *Survivors at exact age x* | **Bilangan orang hidup-tahun di antara umur x dan umur x+n** *Number of person-years lived between age x and age x+n* | **Nisbah ketakatan** *Survival ratio* | **Jumlah bilangan orang hidup-tahun selepas umur tepat x** *Total number of person-years lived after exact age x* | **Jangkaan hayat** *Life expectancy* |
|---|---|---|---|---|---|---|---|---|
| **x** | $_nq_x$ | $_nd_x$ | $_nm_x$ | $l_x$ | $_nL_x$ | $_nS_x$ | $T_x$ | $e_x$ |
| **Lelaki dan Perempuan** *Both sexes* | | | | | | | | |
| **0** | 0.00508 | 508 | 0.00511 | 100,000 | 99,525 | 0.99349 [a] | 7,058,288 | 70.6 |
| **1** | 0.00303 | 301 | 0.00076 | 99,492 | 397,218 | 0.99734 [b] | 6,958,763 | 69.9 |
| **5** | 0.00213 | 211 | 0.00043 | 99,190 | 495,424 | 0.99598 | 6,561,545 | 66.2 |
| **10** | 0.00591 | 585 | 0.00119 | 98,979 | 493,433 | 0.99658 | 6,066,121 | 61.3 |
| **15** | 0.00092 | 91 | 0.00018 | 98,394 | 491,744 | 0.99631 | 5,572,688 | 56.6 |
| **20** | 0.00646 | 635 | 0.00130 | 98,304 | 489,931 | 0.99175 | 5,080,943 | 51.7 |
| **25** | 0.01005 | 982 | 0.00202 | 97,669 | 485,891 | 0.98844 | 4,591,012 | 47.0 |
| **30** | 0.01308 | 1,265 | 0.00263 | 96,687 | 480,274 | 0.98605 | 4,105,122 | 42.5 |
| **35** | 0.01483 | 1,415 | 0.00299 | 95,422 | 473,574 | 0.97892 | 3,624,847 | 38.0 |
| **40** | 0.02742 | 2,577 | 0.00556 | 94,007 | 463,592 | 0.96347 | 3,151,273 | 33.5 |
| **45** | 0.04589 | 4,196 | 0.00939 | 91,430 | 446,659 | 0.95617 | 2,687,681 | 29.4 |
| **50** | 0.04167 | 3,635 | 0.00851 | 87,234 | 427,082 | 0.94565 | 2,241,022 | 25.7 |
| **55** | 0.06759 | 5,650 | 0.01399 | 83,599 | 403,869 | 0.92624 | 1,813,941 | 21.7 |
| **60** | 0.08038 | 6,265 | 0.01675 | 77,949 | 374,079 | 0.89371 | 1,410,072 | 18.1 |
| **65** | 0.13447 | 9,639 | 0.02883 | 71,683 | 334,319 | 0.85585 | 1,035,992 | 14.5 |
| **70** | 0.15534 | 9,638 | 0.03368 | 62,044 | 286,127 | 0.75549 | 701,673 | 11.3 |
| **75** | 0.35008 | 18,346 | 0.08487 | 52,406 | 216,166 | 0.47980 [c] | 415,546 | 7.9 |
| **80+** | 1.00000 | 34,060 | 0.17083 | 34,060 | 199,380 | - | 199,380 | 5.9 |
| **Lelaki** *Male* | | | | | | | | |
| **0** | 0.00372 | 372 | 0.00373 | 100,000 | 99,648 | 0.99632 [a] | 6,876,855 | 68.8 |
| **1** | 0.00000 | - | 0.00000 | 99,628 | 398,513 | 0.99894 [b] | 6,777,207 | 68.0 |
| **5** | 0.00203 | 203 | 0.00041 | 99,628 | 497,635 | 0.99430 | 6,378,694 | 64.0 |
| **10** | 0.00938 | 933 | 0.00189 | 99,426 | 494,796 | 0.99443 | 5,881,059 | 59.2 |
| **15** | 0.00171 | 169 | 0.00034 | 98,493 | 492,042 | 0.99300 | 5,386,263 | 54.7 |
| **20** | 0.01230 | 1,209 | 0.00248 | 98,324 | 488,596 | 0.98684 | 4,894,221 | 49.8 |
| **25** | 0.01404 | 1,363 | 0.00283 | 97,115 | 482,164 | 0.98652 | 4,405,625 | 45.4 |
| **30** | 0.01291 | 1,236 | 0.00260 | 95,751 | 475,664 | 0.98588 | 3,923,461 | 41.0 |
| **35** | 0.01535 | 1,450 | 0.00309 | 94,515 | 468,948 | 0.97650 | 3,447,797 | 36.5 |
| **40** | 0.03179 | 2,958 | 0.00646 | 93,064 | 457,927 | 0.95978 | 2,978,849 | 32.0 |
| **45** | 0.04892 | 4,408 | 0.01003 | 90,106 | 439,511 | 0.94686 | 2,520,922 | 28.0 |
| **50** | 0.05757 | 4,934 | 0.01185 | 85,698 | 416,157 | 0.93369 | 2,081,411 | 24.3 |
| **55** | 0.07558 | 6,104 | 0.01571 | 80,765 | 388,562 | 0.91112 | 1,665,254 | 20.6 |
| **60** | 0.10326 | 7,709 | 0.02178 | 74,660 | 354,028 | 0.87878 | 1,276,692 | 17.1 |
| **65** | 0.14124 | 9,456 | 0.03040 | 66,951 | 311,114 | 0.83884 | 922,665 | 13.8 |
| **70** | 0.18436 | 10,600 | 0.04062 | 57,495 | 260,974 | 0.72728 | 611,550 | 10.6 |
| **75** | 0.38105 | 17,869 | 0.09415 | 46,895 | 189,801 | 0.45860 [c] | 350,577 | 7.5 |
| **80+** | 1.00000 | 29,026 | 0.18053 | 29,026 | 160,775 | - | 160,775 | 5.5 |
| **Perempuan** *Female* | | | | | | | | |
| **0** | 0.00673 | 673 | 0.00678 | 100,000 | 99,374 | 0.99024 [a] | 7,274,085 | 72.7 |
| **1** | 0.00632 | 628 | 0.00159 | 99,327 | 395,745 | 0.99561 [b] | 7,174,711 | 72.2 |
| **5** | 0.00223 | 221 | 0.00045 | 98,699 | 492,943 | 0.99785 | 6,778,966 | 68.7 |
| **10** | 0.00207 | 204 | 0.00042 | 98,478 | 491,881 | 0.99896 | 6,286,022 | 63.8 |
| **15** | 0.00000 | - | 0.00000 | 98,274 | 491,371 | 1.00000 | 5,794,141 | 59.0 |
| **20** | 0.00000 | - | 0.00000 | 98,274 | 491,371 | 0.99765 | 5,302,770 | 54.0 |
| **25** | 0.00470 | 462 | 0.00094 | 98,274 | 490,215 | 0.99100 | 4,811,399 | 49.0 |
| **30** | 0.01332 | 1,302 | 0.00268 | 97,812 | 485,804 | 0.98628 | 4,321,184 | 44.2 |
| **35** | 0.01412 | 1,363 | 0.00284 | 96,510 | 479,140 | 0.98207 | 3,835,380 | 39.7 |
| **40** | 0.02180 | 2,074 | 0.00441 | 95,146 | 470,547 | 0.96812 | 3,356,240 | 35.3 |
| **45** | 0.04219 | 3,927 | 0.00862 | 93,072 | 455,544 | 0.96625 | 2,885,693 | 31.0 |
| **50** | 0.02494 | 2,223 | 0.00505 | 89,145 | 440,169 | 0.95818 | 2,430,149 | 27.3 |
| **55** | 0.05913 | 5,140 | 0.01219 | 86,922 | 421,762 | 0.94138 | 1,989,980 | 22.9 |
| **60** | 0.05807 | 4,749 | 0.01196 | 81,782 | 397,039 | 0.90817 | 1,568,219 | 19.2 |
| **65** | 0.12766 | 9,834 | 0.02727 | 77,033 | 360,581 | 0.87346 | 1,171,180 | 15.2 |
| **70** | 0.12525 | 8,417 | 0.02672 | 67,199 | 314,954 | 0.78388 | 810,599 | 12.1 |
| **75** | 0.32000 | 18,810 | 0.07619 | 58,783 | 246,887 | 0.50189 [c] | 495,645 | 8.4 |
| **80+** | 1.00000 | 39,972 | 0.16069 | 39,972 | 248,757 | - | 248,757 | 6.2 |

**Nota:** [a] **Daripada umur 0 hingga kumpulan umur 1-4**
*Notes:* *From age of 0 to age group 1-4*

[b] **Daripada umur 0, kumpulan umur 1-4 hingga kumpulan umur 5-9**
*From age of 0, age group 1-4 to age group 5-9*

[c] **Daripada umur 75 hingga 80+**
*From age of 75 to 80+*

**Jadual 3.11.14: Jadual hayat ringkas mengikut jantina dan umur, Julau, Sarawak, 2024**
*Table 3.11.14: Abridged life table by sex and age, Julau, Sarawak, 2024*

| **Umur** *Age* | **Kebarangkalian mati di antara umur x dan umur x+n** *Probability of dying between age x and age x+n* | **Bilangan kematian di antara umur x dan umur x+n** *Number of deaths between age x and age x+n* | **Kadar tengah mortaliti di antara umur x dan umur x+n** *Central mortality rate between age x and age x+n* | **Penakat (orang yang masih hidup) pada umur tepat x** *Survivors at exact age x* | **Bilangan orang hidup-tahun di antara umur x dan umur x+n** *Number of person-years lived between age x and age x+n* | **Nisbah ketakatan** *Survival ratio* | **Jumlah bilangan orang hidup-tahun selepas umur tepat x** *Total number of person-years lived after exact age x* | **Jangkaan hayat** *Life expectancy* |
|---|---|---|---|---|---|---|---|---|
| **x** | $_nq_x$ | $_nd_x$ | $_nm_x$ | $l_x$ | $_nL_x$ | $_nS_x$ | $T_x$ | $e_x$ |
| **Lelaki dan Perempuan** *Both sexes* | | | | | | | | |
| **0** | 0.00813 | 813 | 0.00819 | 100,000 | 99,247 | 0.99124 [a] | 7,244,887 | 72.4 |
| **1** | 0.00153 | 151 | 0.00038 | 99,187 | 396,371 | 0.99911 [b] | 7,145,640 | 72.0 |
| **5** | 0.00000 | - | 0.00000 | 99,036 | 495,178 | 1.00000 | 6,749,268 | 68.1 |
| **10** | 0.00000 | - | 0.00000 | 99,036 | 495,178 | 0.99706 | 6,254,090 | 63.1 |
| **15** | 0.00588 | 582 | 0.00118 | 99,036 | 493,723 | 0.99507 | 5,758,912 | 58.1 |
| **20** | 0.00397 | 391 | 0.00080 | 98,454 | 491,291 | 0.99173 | 5,265,189 | 53.5 |
| **25** | 0.01259 | 1,234 | 0.00253 | 98,063 | 487,228 | 0.98571 | 4,773,898 | 48.7 |
| **30** | 0.01602 | 1,551 | 0.00323 | 96,828 | 480,264 | 0.97986 | 4,286,670 | 44.3 |
| **35** | 0.02432 | 2,317 | 0.00492 | 95,277 | 470,593 | 0.97641 | 3,806,405 | 40.0 |
| **40** | 0.02283 | 2,122 | 0.00462 | 92,960 | 459,494 | 0.96899 | 3,335,813 | 35.9 |
| **45** | 0.03937 | 3,576 | 0.00803 | 90,838 | 445,247 | 0.96213 | 2,876,319 | 31.7 |
| **50** | 0.03630 | 3,168 | 0.00739 | 87,261 | 428,387 | 0.95956 | 2,431,072 | 27.9 |
| **55** | 0.04473 | 3,761 | 0.00915 | 84,094 | 411,065 | 0.95079 | 2,002,685 | 23.8 |
| **60** | 0.05390 | 4,330 | 0.01108 | 80,332 | 390,837 | 0.92962 | 1,591,620 | 19.8 |
| **65** | 0.08781 | 6,674 | 0.01837 | 76,003 | 363,329 | 0.87142 | 1,200,783 | 15.8 |
| **70** | 0.17327 | 12,012 | 0.03794 | 69,329 | 316,614 | 0.78822 | 837,454 | 12.1 |
| **75** | 0.25836 | 14,808 | 0.05934 | 57,317 | 249,562 | 0.52085 [c] | 520,840 | 9.1 |
| **80+** | 1.00000 | 42,508 | 0.15670 | 42,508 | 271,278 | - | 271,278 | 6.4 |
| **Lelaki** *Male* | | | | | | | | |
| **0** | 0.01304 | 1,304 | 0.01320 | 100,000 | 98,801 | 0.98573 [a] | 6,887,903 | 68.9 |
| **1** | 0.00306 | 302 | 0.00077 | 98,696 | 394,064 | 0.99819 [b] | 6,789,103 | 68.8 |
| **5** | 0.00000 | - | 0.00000 | 98,394 | 491,971 | 1.00000 | 6,395,039 | 65.0 |
| **10** | 0.00000 | - | 0.00000 | 98,394 | 491,971 | 0.99537 | 5,903,068 | 60.0 |
| **15** | 0.00927 | 912 | 0.00186 | 98,394 | 489,691 | 0.99262 | 5,411,097 | 55.0 |
| **20** | 0.00547 | 533 | 0.00110 | 97,482 | 486,079 | 0.98887 | 4,921,406 | 50.5 |
| **25** | 0.01683 | 1,632 | 0.00339 | 96,949 | 480,667 | 0.98021 | 4,435,327 | 45.7 |
| **30** | 0.02279 | 2,173 | 0.00461 | 95,318 | 471,157 | 0.96784 | 3,954,660 | 41.5 |
| **35** | 0.04175 | 3,888 | 0.00853 | 93,145 | 456,004 | 0.96102 | 3,483,503 | 37.4 |
| **40** | 0.03610 | 3,222 | 0.00735 | 89,257 | 438,227 | 0.95700 | 3,027,499 | 33.9 |
| **45** | 0.05015 | 4,315 | 0.01029 | 86,034 | 419,385 | 0.94632 | 2,589,271 | 30.1 |
| **50** | 0.05741 | 4,691 | 0.01182 | 81,720 | 396,871 | 0.95083 | 2,169,886 | 26.6 |
| **55** | 0.04044 | 3,115 | 0.00825 | 77,029 | 377,356 | 0.94808 | 1,773,016 | 23.0 |
| **60** | 0.06390 | 4,723 | 0.01320 | 73,914 | 357,762 | 0.91944 | 1,395,660 | 18.9 |
| **65** | 0.09836 | 6,806 | 0.02069 | 69,191 | 328,941 | 0.85668 | 1,037,898 | 15.0 |
| **70** | 0.19318 | 12,052 | 0.04277 | 62,385 | 281,797 | 0.76279 | 708,957 | 11.4 |
| **75** | 0.29178 | 14,686 | 0.06832 | 50,334 | 214,952 | 0.49679 [c] | 427,160 | 8.5 |
| **80+** | 1.00000 | 35,647 | 0.16798 | 35,647 | 212,208 | - | 212,208 | 6.0 |
| **Perempuan** *Female* | | | | | | | | |
| **0** | 0.00282 | 282 | 0.00283 | 100,000 | 99,734 | 0.99721 [a] | 7,635,492 | 76.4 |
| **1** | 0.00000 | - | 0.00000 | 99,718 | 398,872 | 0.99997 [b] | 7,535,758 | 75.6 |
| **5** | 0.00000 | - | 0.00000 | 99,718 | 498,590 | 1.00000 | 7,136,886 | 71.6 |
| **10** | 0.00000 | - | 0.00000 | 99,718 | 498,590 | 0.99881 | 6,638,297 | 66.6 |
| **15** | 0.00238 | 238 | 0.00048 | 99,718 | 497,995 | 0.99753 | 6,139,707 | 61.6 |
| **20** | 0.00256 | 255 | 0.00051 | 99,480 | 496,763 | 0.99486 | 5,641,712 | 56.7 |
| **25** | 0.00772 | 766 | 0.00155 | 99,225 | 494,209 | 0.99141 | 5,144,949 | 51.9 |
| **30** | 0.00946 | 931 | 0.00190 | 98,459 | 489,965 | 0.99157 | 4,650,740 | 47.2 |
| **35** | 0.00738 | 720 | 0.00148 | 97,527 | 485,837 | 0.99089 | 4,160,775 | 42.7 |
| **40** | 0.01086 | 1,051 | 0.00218 | 96,807 | 481,410 | 0.98013 | 3,674,938 | 38.0 |
| **45** | 0.02899 | 2,776 | 0.00588 | 95,756 | 471,843 | 0.97806 | 3,193,529 | 33.4 |
| **50** | 0.01469 | 1,366 | 0.00296 | 92,981 | 461,489 | 0.96815 | 2,721,686 | 29.3 |
| **55** | 0.04926 | 4,513 | 0.01010 | 91,615 | 446,791 | 0.95358 | 2,260,197 | 24.7 |
| **60** | 0.04343 | 3,783 | 0.00888 | 87,102 | 426,050 | 0.93949 | 1,813,406 | 20.8 |
| **65** | 0.07835 | 6,528 | 0.01631 | 83,318 | 400,271 | 0.88754 | 1,387,356 | 16.7 |
| **70** | 0.14946 | 11,477 | 0.03231 | 76,790 | 355,258 | 0.81206 | 987,085 | 12.9 |
| **75** | 0.23318 | 15,230 | 0.05279 | 65,313 | 288,492 | 0.54340 [c] | 631,827 | 9.7 |
| **80+** | 1.00000 | 50,084 | 0.14587 | 50,084 | 343,335 | - | 343,335 | 6.9 |

**Nota:** *Notes:*
[a] **Daripada umur 0 hingga kumpulan umur 1-4** *From age of 0 to age group 1-4*
[b] **Daripada umur 0, kumpulan umur 1-4 hingga kumpulan umur 5-9** *From age of 0, age group 1-4 to age group 5-9*
[c] **Daripada umur 75 hingga 80+** *From age of 75 to 80+*

**Jadual 3.11.15: Jadual hayat ringkas mengikut jantina dan umur, Sibu, Sarawak, 2024**
*Table 3.11.15: Abridged life table by sex and age, Sibu, Sarawak, 2024*

| **Umur** *Age* | **Kebarangkalian mati di antara umur x dan umur x+n** *Probability of dying between age x and age x+n* | **Bilangan kematian di antara umur x dan umur x+n** *Number of deaths between age x and age x+n* | **Kadar tengah mortaliti di antara umur x dan umur x+n** *Central mortality rate between age x and age x+n* | **Penakat (orang yang masih hidup) pada umur tepat x** *Survivors at exact age x* | **Bilangan orang hidup-tahun di antara umur x dan umur x+n** *Number of person-years lived between age x and age x+n* | **Nisbah ketakatan** *Survival ratio* | **Jumlah bilangan orang hidup-tahun selepas umur tepat x** *Total number of person-years lived after exact age x* | **Jangkaan hayat** *Life expectancy* |
|---|---|---|---|---|---|---|---|---|
| **x** | $_nq_x$ | $_nd_x$ | $_nm_x$ | $l_x$ | $_nL_x$ | $_nS_x$ | $T_x$ | $e_x$ |
| **Lelaki dan Perempuan** *Both sexes* | | | | | | | | |
| **0** | 0.00605 | 605 | 0.00609 | 100,000 | 99,436 | 0.99331 [a] | 7,608,597 | 76.1 |
| **1** | 0.00145 | 144 | 0.00036 | 99,395 | 397,221 | 0.99876 [b] | 7,509,161 | 75.5 |
| **5** | 0.00085 | 85 | 0.00017 | 99,251 | 496,043 | 0.99906 | 7,111,939 | 71.7 |
| **10** | 0.00103 | 102 | 0.00021 | 99,166 | 495,576 | 0.99829 | 6,615,896 | 66.7 |
| **15** | 0.00240 | 237 | 0.00048 | 99,064 | 494,728 | 0.99762 | 6,120,320 | 61.8 |
| **20** | 0.00236 | 233 | 0.00047 | 98,827 | 493,551 | 0.99689 | 5,625,593 | 56.9 |
| **25** | 0.00386 | 381 | 0.00077 | 98,594 | 492,016 | 0.99499 | 5,132,042 | 52.1 |
| **30** | 0.00617 | 606 | 0.00124 | 98,213 | 489,549 | 0.99258 | 4,640,026 | 47.2 |
| **35** | 0.00867 | 846 | 0.00174 | 97,607 | 485,919 | 0.98843 | 4,150,477 | 42.5 |
| **40** | 0.01450 | 1,403 | 0.00292 | 96,761 | 480,297 | 0.98290 | 3,664,558 | 37.9 |
| **45** | 0.01975 | 1,884 | 0.00399 | 95,358 | 472,081 | 0.97584 | 3,184,261 | 33.4 |
| **50** | 0.02865 | 2,678 | 0.00581 | 93,474 | 460,678 | 0.96539 | 2,712,180 | 29.0 |
| **55** | 0.04074 | 3,699 | 0.00832 | 90,797 | 444,735 | 0.95505 | 2,251,503 | 24.8 |
| **60** | 0.04934 | 4,298 | 0.01012 | 87,097 | 424,743 | 0.93296 | 1,806,768 | 20.7 |
| **65** | 0.08565 | 7,091 | 0.01790 | 82,800 | 396,270 | 0.88962 | 1,382,025 | 16.7 |
| **70** | 0.13744 | 10,405 | 0.02952 | 75,708 | 352,529 | 0.81909 | 985,755 | 13.0 |
| **75** | 0.23132 | 15,106 | 0.05231 | 65,303 | 288,752 | 0.54400 [c] | 633,226 | 9.7 |
| **80+** | 1.00000 | 50,198 | 0.14572 | 50,198 | 344,474 | - | 344,474 | 6.9 |
| **Lelaki** *Male* | | | | | | | | |
| **0** | 0.00594 | 594 | 0.00598 | 100,000 | 99,441 | 0.99324 [a] | 7,342,459 | 73.4 |
| **1** | 0.00188 | 187 | 0.00047 | 99,406 | 397,180 | 0.99853 [b] | 7,243,018 | 72.9 |
| **5** | 0.00081 | 80 | 0.00016 | 99,218 | 495,892 | 0.99888 | 6,845,838 | 69.0 |
| **10** | 0.00143 | 142 | 0.00029 | 99,138 | 495,338 | 0.99773 | 6,349,946 | 64.1 |
| **15** | 0.00310 | 307 | 0.00062 | 98,997 | 494,215 | 0.99654 | 5,854,608 | 59.1 |
| **20** | 0.00381 | 376 | 0.00076 | 98,689 | 492,507 | 0.99550 | 5,360,393 | 54.3 |
| **25** | 0.00519 | 510 | 0.00104 | 98,313 | 490,292 | 0.99330 | 4,867,886 | 49.5 |
| **30** | 0.00822 | 804 | 0.00165 | 97,803 | 487,006 | 0.98939 | 4,377,595 | 44.8 |
| **35** | 0.01301 | 1,262 | 0.00262 | 96,999 | 481,841 | 0.98364 | 3,890,588 | 40.1 |
| **40** | 0.01975 | 1,891 | 0.00399 | 95,737 | 473,959 | 0.97694 | 3,408,747 | 35.6 |
| **45** | 0.02644 | 2,482 | 0.00536 | 93,847 | 463,029 | 0.96759 | 2,934,788 | 31.3 |
| **50** | 0.03854 | 3,521 | 0.00786 | 91,365 | 448,021 | 0.95287 | 2,471,759 | 27.1 |
| **55** | 0.05607 | 4,925 | 0.01154 | 87,844 | 426,905 | 0.94077 | 2,023,738 | 23.0 |
| **60** | 0.06257 | 5,189 | 0.01292 | 82,918 | 401,620 | 0.91522 | 1,596,834 | 19.3 |
| **65** | 0.10846 | 8,431 | 0.02294 | 77,730 | 367,573 | 0.86119 | 1,195,213 | 15.4 |
| **70** | 0.17286 | 11,979 | 0.03784 | 69,299 | 316,549 | 0.78170 | 827,641 | 11.9 |
| **75** | 0.27323 | 15,662 | 0.06329 | 57,320 | 247,448 | 0.51584 [c] | 511,091 | 8.9 |
| **80+** | 1.00000 | 41,659 | 0.15801 | 41,659 | 263,644 | - | 263,644 | 6.3 |
| **Perempuan** *Female* | | | | | | | | |
| **0** | 0.00618 | 618 | 0.00621 | 100,000 | 99,425 | 0.99342 [a] | 7,905,350 | 79.1 |
| **1** | 0.00099 | 98 | 0.00025 | 99,382 | 397,285 | 0.99897 [b] | 7,805,926 | 78.5 |
| **5** | 0.00090 | 90 | 0.00018 | 99,284 | 496,196 | 0.99925 | 7,408,640 | 74.6 |
| **10** | 0.00059 | 58 | 0.00012 | 99,194 | 495,826 | 0.99891 | 6,912,444 | 69.7 |
| **15** | 0.00159 | 158 | 0.00032 | 99,136 | 495,285 | 0.99889 | 6,416,618 | 64.7 |
| **20** | 0.00063 | 62 | 0.00013 | 98,978 | 494,736 | 0.99861 | 5,921,333 | 59.8 |
| **25** | 0.00216 | 214 | 0.00043 | 98,916 | 494,046 | 0.99705 | 5,426,597 | 54.9 |
| **30** | 0.00374 | 369 | 0.00075 | 98,702 | 492,589 | 0.99616 | 4,932,551 | 50.0 |
| **35** | 0.00393 | 387 | 0.00079 | 98,333 | 490,700 | 0.99357 | 4,439,962 | 45.2 |
| **40** | 0.00893 | 875 | 0.00180 | 97,947 | 487,545 | 0.98900 | 3,949,262 | 40.3 |
| **45** | 0.01308 | 1,270 | 0.00263 | 97,071 | 482,183 | 0.98382 | 3,461,717 | 35.7 |
| **50** | 0.01933 | 1,851 | 0.00390 | 95,802 | 474,380 | 0.97741 | 2,979,535 | 31.1 |
| **55** | 0.02591 | 2,434 | 0.00525 | 93,950 | 463,665 | 0.96888 | 2,505,155 | 26.7 |
| **60** | 0.03647 | 3,338 | 0.00743 | 91,516 | 449,234 | 0.94975 | 2,041,490 | 22.3 |
| **65** | 0.06454 | 5,691 | 0.01334 | 88,178 | 426,662 | 0.91662 | 1,592,256 | 18.1 |
| **70** | 0.10352 | 8,539 | 0.02183 | 82,487 | 391,087 | 0.85212 | 1,165,595 | 14.1 |
| **75** | 0.19738 | 14,596 | 0.04380 | 73,948 | 333,251 | 0.56973 [c] | 774,508 | 10.5 |
| **80+** | 1.00000 | 59,352 | 0.13451 | 59,352 | 441,257 | - | 441,257 | 7.4 |

**Nota:** [a] **Daripada umur 0 hingga kumpulan umur 1-4**
*Notes:* *From age of 0 to age group 1-4*

[b] **Daripada umur 0, kumpulan umur 1-4 hingga kumpulan umur 5-9**
*From age of 0, age group 1-4 to age group 5-9*

[c] **Daripada umur 75 hingga 80+**
*From age of 75 to 80+*

**Jadual 3.11.16: Jadual hayat ringkas mengikut jantina dan umur, Dalat, Sarawak, 2024**
*Table 3.11.16: Abridged life table by sex and age, Dalat, Sarawak, 2024*

| **Umur** *Age* | **Kebarangkalian mati di antara umur x dan umur x+n** *Probability of dying between age x and age x+n* | **Bilangan kematian di antara umur x dan umur x+n** *Number of deaths between age x and age x+n* | **Kadar tengah mortaliti di antara umur x dan umur x+n** *Central mortality rate between age x and age x+n* | **Penakat (orang yang masih hidup) pada umur tepat x** *Survivors at exact age x* | **Bilangan orang hidup-tahun di antara umur x dan umur x+n** *Number of person-years lived between age x and age x+n* | **Nisbah ketakatan** *Survival ratio* | **Jumlah bilangan orang hidup-tahun selepas umur tepat x** *Total number of person-years lived after exact age x* | **Jangkaan hayat** *Life expectancy* |
|---|---|---|---|---|---|---|---|---|
| **x** | $_nq_x$ | $_nd_x$ | $_nm_x$ | $l_x$ | $_nL_x$ | $_nS_x$ | $T_x$ | $e_x$ |
| **Lelaki dan Perempuan** *Both sexes* | | | | | | | | |
| **0** | 0.00998 | 998 | 0.01008 | 100,000 | 99,081 | 0.99018 [a] | 7,197,337 | 72.0 |
| **1** | 0.00000 | - | 0.00000 | 99,002 | 396,007 | 0.99747 [b] | 7,098,255 | 71.7 |
| **5** | 0.00474 | 470 | 0.00095 | 99,002 | 493,834 | 0.99593 | 6,702,248 | 67.7 |
| **10** | 0.00339 | 334 | 0.00068 | 98,532 | 491,825 | 0.99618 | 6,208,414 | 63.0 |
| **15** | 0.00425 | 417 | 0.00085 | 98,198 | 489,947 | 0.99428 | 5,716,589 | 58.2 |
| **20** | 0.00719 | 703 | 0.00144 | 97,781 | 487,146 | 0.99358 | 5,226,642 | 53.5 |
| **25** | 0.00564 | 547 | 0.00113 | 97,078 | 484,020 | 0.99479 | 4,739,496 | 48.8 |
| **30** | 0.00478 | 461 | 0.00096 | 96,530 | 481,499 | 0.98808 | 4,255,476 | 44.1 |
| **35** | 0.01910 | 1,835 | 0.00386 | 96,069 | 475,757 | 0.98236 | 3,773,977 | 39.3 |
| **40** | 0.01614 | 1,521 | 0.00326 | 94,234 | 467,365 | 0.97364 | 3,298,220 | 35.0 |
| **45** | 0.03675 | 3,407 | 0.00749 | 92,712 | 455,044 | 0.95629 | 2,830,855 | 30.5 |
| **50** | 0.05093 | 4,548 | 0.01045 | 89,305 | 435,156 | 0.94725 | 2,375,810 | 26.6 |
| **55** | 0.05466 | 4,633 | 0.01124 | 84,757 | 412,204 | 0.94005 | 1,940,654 | 22.9 |
| **60** | 0.06554 | 5,252 | 0.01355 | 80,124 | 387,493 | 0.91510 | 1,528,450 | 19.1 |
| **65** | 0.10561 | 7,907 | 0.02230 | 74,873 | 354,596 | 0.86689 | 1,140,958 | 15.2 |
| **70** | 0.16387 | 10,973 | 0.03570 | 66,966 | 307,394 | 0.77340 | 786,362 | 11.7 |
| **75** | 0.30162 | 16,889 | 0.07104 | 55,992 | 237,739 | 0.50364 [c] | 478,968 | 8.6 |
| **80+** | 1.00000 | 39,104 | 0.16210 | 39,104 | 241,229 | - | 241,229 | 6.2 |
| **Lelaki** *Male* | | | | | | | | |
| **0** | 0.01333 | 1,333 | 0.01350 | 100,000 | 98,774 | 0.98688 [a] | 6,984,565 | 69.8 |
| **1** | 0.00000 | - | 0.00000 | 98,667 | 394,667 | 0.99863 [b] | 6,885,791 | 69.8 |
| **5** | 0.00230 | 227 | 0.00046 | 98,667 | 492,765 | 0.99776 | 6,491,124 | 65.8 |
| **10** | 0.00218 | 215 | 0.00044 | 98,439 | 491,661 | 0.99487 | 5,998,359 | 60.9 |
| **15** | 0.00809 | 795 | 0.00162 | 98,225 | 489,138 | 0.99266 | 5,506,698 | 56.1 |
| **20** | 0.00659 | 642 | 0.00132 | 97,430 | 485,548 | 0.99330 | 5,017,559 | 51.5 |
| **25** | 0.00681 | 660 | 0.00137 | 96,789 | 482,295 | 0.99231 | 4,532,011 | 46.8 |
| **30** | 0.00857 | 824 | 0.00172 | 96,129 | 478,586 | 0.98512 | 4,049,716 | 42.1 |
| **35** | 0.02125 | 2,025 | 0.00430 | 95,305 | 471,463 | 0.97839 | 3,571,130 | 37.5 |
| **40** | 0.02198 | 2,050 | 0.00444 | 93,280 | 461,275 | 0.96569 | 3,099,667 | 33.2 |
| **45** | 0.04692 | 4,281 | 0.00961 | 91,230 | 445,448 | 0.94938 | 2,638,392 | 28.9 |
| **50** | 0.05450 | 4,738 | 0.01120 | 86,949 | 422,901 | 0.93589 | 2,192,944 | 25.2 |
| **55** | 0.07427 | 6,106 | 0.01543 | 82,211 | 395,790 | 0.92152 | 1,770,044 | 21.5 |
| **60** | 0.08303 | 6,319 | 0.01733 | 76,105 | 364,728 | 0.90050 | 1,374,253 | 18.1 |
| **65** | 0.11747 | 8,198 | 0.02496 | 69,786 | 328,437 | 0.86885 | 1,009,525 | 14.5 |
| **70** | 0.14665 | 9,032 | 0.03165 | 61,588 | 285,362 | 0.74175 | 681,089 | 11.1 |
| **75** | 0.38902 | 20,445 | 0.09659 | 52,556 | 211,668 | 0.46512 [c] | 395,727 | 7.5 |
| **80+** | 1.00000 | 32,111 | 0.17446 | 32,111 | 184,058 | - | 184,058 | 5.7 |
| **Perempuan** *Female* | | | | | | | | |
| **0** | 0.00664 | 664 | 0.00669 | 100,000 | 99,382 | 0.99345 [a] | 7,425,292 | 74.3 |
| **1** | 0.00000 | - | 0.00000 | 99,336 | 397,342 | 0.99624 [b] | 7,325,910 | 73.7 |
| **5** | 0.00734 | 729 | 0.00147 | 99,336 | 494,856 | 0.99398 | 6,928,567 | 69.7 |
| **10** | 0.00469 | 463 | 0.00094 | 98,607 | 491,877 | 0.99765 | 6,433,712 | 65.2 |
| **15** | 0.00000 | - | 0.00000 | 98,144 | 490,721 | 0.99604 | 5,941,834 | 60.5 |
| **20** | 0.00791 | 777 | 0.00159 | 98,144 | 488,779 | 0.99394 | 5,451,113 | 55.5 |
| **25** | 0.00419 | 408 | 0.00084 | 97,367 | 485,818 | 0.99790 | 4,962,334 | 51.0 |
| **30** | 0.00000 | - | 0.00000 | 96,960 | 484,798 | 0.99165 | 4,476,516 | 46.2 |
| **35** | 0.01669 | 1,619 | 0.00337 | 96,960 | 480,751 | 0.98696 | 3,991,718 | 41.2 |
| **40** | 0.00933 | 890 | 0.00188 | 95,341 | 474,480 | 0.98211 | 3,510,967 | 36.8 |
| **45** | 0.02653 | 2,505 | 0.00538 | 94,451 | 465,992 | 0.96323 | 3,036,487 | 32.1 |
| **50** | 0.04729 | 4,348 | 0.00969 | 91,946 | 448,859 | 0.95878 | 2,570,495 | 28.0 |
| **55** | 0.03484 | 3,052 | 0.00709 | 87,598 | 430,359 | 0.95769 | 2,121,636 | 24.2 |
| **60** | 0.05004 | 4,231 | 0.01027 | 84,546 | 412,151 | 0.92823 | 1,691,278 | 20.0 |
| **65** | 0.09464 | 7,601 | 0.01987 | 80,315 | 382,571 | 0.86586 | 1,279,127 | 15.9 |
| **70** | 0.17778 | 12,927 | 0.03902 | 72,714 | 331,252 | 0.79664 | 896,556 | 12.3 |
| **75** | 0.23447 | 14,018 | 0.05312 | 59,787 | 263,890 | 0.53319 [c] | 565,304 | 9.5 |
| **80+** | 1.00000 | 45,769 | 0.15185 | 45,769 | 301,414 | - | 301,414 | 6.6 |

**Nota:** *Notes:*
[a] **Daripada umur 0 hingga kumpulan umur 1-4** *From age of 0 to age group 1-4*
[b] **Daripada umur 0, kumpulan umur 1-4 hingga kumpulan umur 5-9** *From age of 0, age group 1-4 to age group 5-9*
[c] **Daripada umur 75 hingga 80+** *From age of 75 to 80+*

**Jadual 3.11.17: Jadual hayat ringkas mengikut jantina dan umur, Mukah, Sarawak, 2024**
*Table 3.11.17: Abridged life table by sex and age, Mukah, Sarawak, 2024*

| **Umur** *Age* | **Kebarangkalian mati di antara umur x dan umur x+n** *Probability of dying between age x and age x+n* | **Bilangan kematian di antara umur x dan umur x+n** *Number of deaths between age x and age x+n* | **Kadar tengah mortaliti di antara umur x dan umur x+n** *Central mortality rate between age x and age x+n* | **Penakat (orang yang masih hidup) pada umur tepat x** *Survivors at exact age x* | **Bilangan orang hidup-tahun di antara umur x dan umur x+n** *Number of person-years lived between age x and age x+n* | **Nisbah ketakatan** *Survival ratio* | **Jumlah bilangan orang hidup-tahun selepas umur tepat x** *Total number of person-years lived after exact age x* | **Jangkaan hayat** *Life expectancy* |
|---|---|---|---|---|---|---|---|---|
| **x** | $_nq_x$ | $_nd_x$ | $_nm_x$ | $l_x$ | $_nL_x$ | $_nS_x$ | $T_x$ | $e_x$ |
| **Lelaki dan Perempuan** *Both sexes* | | | | | | | | |
| **0** | 0.00669 | 669 | 0.00673 | 100,000 | 99,378 | 0.99166 [a] | 7,213,948 | 72.1 |
| **1** | 0.00352 | 350 | 0.00088 | 99,331 | 396,453 | 0.99732 [b] | 7,114,571 | 71.6 |
| **5** | 0.00162 | 161 | 0.00032 | 98,981 | 494,503 | 0.99810 | 6,718,118 | 67.9 |
| **10** | 0.00219 | 216 | 0.00044 | 98,820 | 493,561 | 0.99718 | 6,223,616 | 63.0 |
| **15** | 0.00346 | 341 | 0.00069 | 98,604 | 492,169 | 0.99668 | 5,730,055 | 58.1 |
| **20** | 0.00319 | 313 | 0.00064 | 98,263 | 490,533 | 0.99440 | 5,237,886 | 53.3 |
| **25** | 0.00801 | 784 | 0.00161 | 97,950 | 487,788 | 0.99173 | 4,747,353 | 48.5 |
| **30** | 0.00854 | 830 | 0.00172 | 97,165 | 483,751 | 0.99018 | 4,259,566 | 43.8 |
| **35** | 0.01110 | 1,069 | 0.00223 | 96,335 | 479,003 | 0.98461 | 3,775,814 | 39.2 |
| **40** | 0.01973 | 1,880 | 0.00399 | 95,266 | 471,630 | 0.97232 | 3,296,811 | 34.6 |
| **45** | 0.03579 | 3,342 | 0.00729 | 93,386 | 458,575 | 0.96687 | 2,825,181 | 30.3 |
| **50** | 0.03037 | 2,735 | 0.00617 | 90,044 | 443,383 | 0.95617 | 2,366,606 | 26.3 |
| **55** | 0.05772 | 5,039 | 0.01189 | 87,309 | 423,949 | 0.93281 | 1,923,223 | 22.0 |
| **60** | 0.07724 | 6,355 | 0.01607 | 82,270 | 395,464 | 0.90378 | 1,499,275 | 18.2 |
| **65** | 0.11678 | 8,865 | 0.02480 | 75,915 | 357,414 | 0.85083 | 1,103,811 | 14.5 |
| **70** | 0.18584 | 12,460 | 0.04097 | 67,050 | 304,100 | 0.74529 | 746,398 | 11.1 |
| **75** | 0.33930 | 18,522 | 0.08172 | 54,590 | 226,643 | 0.48758 [c] | 442,298 | 8.1 |
| **80+** | 1.00000 | 36,067 | 0.16725 | 36,067 | 215,655 | - | 215,655 | 6.0 |
| **Lelaki** *Male* | | | | | | | | |
| **0** | 0.00815 | 815 | 0.00822 | 100,000 | 99,238 | 0.99013 [a] | 6,994,012 | 69.9 |
| **1** | 0.00389 | 385 | 0.00097 | 99,185 | 395,825 | 0.99732 [b] | 6,894,774 | 69.5 |
| **5** | 0.00106 | 105 | 0.00021 | 98,799 | 493,735 | 0.99790 | 6,498,949 | 65.8 |
| **10** | 0.00313 | 309 | 0.00063 | 98,695 | 492,700 | 0.99700 | 6,005,215 | 60.8 |
| **15** | 0.00286 | 282 | 0.00057 | 98,385 | 491,222 | 0.99617 | 5,512,515 | 56.0 |
| **20** | 0.00479 | 470 | 0.00096 | 98,104 | 489,343 | 0.99261 | 5,021,293 | 51.2 |
| **25** | 0.01000 | 977 | 0.00201 | 97,634 | 485,727 | 0.99017 | 4,531,950 | 46.4 |
| **30** | 0.00966 | 933 | 0.00194 | 96,657 | 480,951 | 0.98831 | 4,046,223 | 41.9 |
| **35** | 0.01374 | 1,315 | 0.00277 | 95,724 | 475,330 | 0.97865 | 3,565,272 | 37.2 |
| **40** | 0.02907 | 2,744 | 0.00590 | 94,409 | 465,182 | 0.96062 | 3,089,941 | 32.7 |
| **45** | 0.05000 | 4,583 | 0.01026 | 91,664 | 446,863 | 0.95632 | 2,624,759 | 28.6 |
| **50** | 0.03703 | 3,224 | 0.00755 | 87,081 | 427,344 | 0.94922 | 2,177,896 | 25.0 |
| **55** | 0.06507 | 5,456 | 0.01345 | 83,857 | 405,642 | 0.92642 | 1,750,552 | 20.9 |
| **60** | 0.08268 | 6,482 | 0.01725 | 78,400 | 375,796 | 0.88061 | 1,344,910 | 17.2 |
| **65** | 0.15942 | 11,465 | 0.03465 | 71,918 | 330,928 | 0.82160 | 969,114 | 13.5 |
| **70** | 0.20099 | 12,150 | 0.04469 | 60,453 | 271,889 | 0.72232 | 638,186 | 10.6 |
| **75** | 0.37365 | 18,049 | 0.09190 | 48,303 | 196,392 | 0.46384 [c] | 366,296 | 7.6 |
| **80+** | 1.00000 | 30,254 | 0.17807 | 30,254 | 169,904 | - | 169,904 | 5.6 |
| **Perempuan** *Female* | | | | | | | | |
| **0** | 0.00510 | 510 | 0.00512 | 100,000 | 99,524 | 0.99342 [a] | 7,475,932 | 74.8 |
| **1** | 0.00313 | 312 | 0.00078 | 99,490 | 397,188 | 0.99725 [b] | 7,376,408 | 74.1 |
| **5** | 0.00221 | 219 | 0.00044 | 99,179 | 495,346 | 0.99832 | 6,979,221 | 70.4 |
| **10** | 0.00115 | 113 | 0.00023 | 98,960 | 494,514 | 0.99738 | 6,483,875 | 65.5 |
| **15** | 0.00409 | 405 | 0.00082 | 98,846 | 493,219 | 0.99715 | 5,989,360 | 60.6 |
| **20** | 0.00159 | 157 | 0.00032 | 98,441 | 491,815 | 0.99641 | 5,496,141 | 55.8 |
| **25** | 0.00559 | 550 | 0.00112 | 98,285 | 490,049 | 0.99364 | 5,004,326 | 50.9 |
| **30** | 0.00713 | 697 | 0.00143 | 97,735 | 486,932 | 0.99243 | 4,514,277 | 46.2 |
| **35** | 0.00802 | 778 | 0.00161 | 97,038 | 483,244 | 0.99184 | 4,027,346 | 41.5 |
| **40** | 0.00830 | 799 | 0.00167 | 96,260 | 479,300 | 0.98632 | 3,544,102 | 36.8 |
| **45** | 0.01909 | 1,823 | 0.00386 | 95,460 | 472,745 | 0.97930 | 3,064,802 | 32.1 |
| **50** | 0.02234 | 2,091 | 0.00452 | 93,638 | 462,960 | 0.96422 | 2,592,057 | 27.7 |
| **55** | 0.04952 | 4,534 | 0.01016 | 91,546 | 446,397 | 0.93978 | 2,129,097 | 23.3 |
| **60** | 0.07147 | 6,219 | 0.01482 | 87,013 | 419,516 | 0.92670 | 1,682,699 | 19.3 |
| **65** | 0.07526 | 6,080 | 0.01564 | 80,794 | 388,767 | 0.87913 | 1,263,184 | 15.6 |
| **70** | 0.17018 | 12,715 | 0.03720 | 74,713 | 341,779 | 0.76449 | 874,416 | 11.7 |
| **75** | 0.31423 | 19,482 | 0.07456 | 61,998 | 261,287 | 0.50945 [c] | 532,638 | 8.6 |
| **80+** | 1.00000 | 42,516 | 0.15668 | 42,516 | 271,351 | - | 271,351 | 6.4 |

**Nota:** [a] **Daripada umur 0 hingga kumpulan umur 1-4**
*Notes:* *From age of 0 to age group 1-4*

[b] **Daripada umur 0, kumpulan umur 1-4 hingga kumpulan umur 5-9**
*From age of 0, age group 1-4 to age group 5-9*

[c] **Daripada umur 75 hingga 80+**
*From age of 75 to 80+*

**Jadual 3.11.18: Jadual hayat ringkas mengikut jantina dan umur, Kanowit, Sarawak, 2024**
*Table 3.11.18: Abridged life table by sex and age, Kanowit, Sarawak, 2024*

| **Umur** *Age* | **Kebarangkalian mati di antara umur x dan umur x+n** *Probability of dying between age x and age x+n* | **Bilangan kematian di antara umur x dan umur x+n** *Number of deaths between age x and age x+n* | **Kadar tengah mortaliti di antara umur x dan umur x+n** *Central mortality rate between age x and age x+n* | **Penakat (orang yang masih hidup) pada umur tepat x** *Survivors at exact age x* | **Bilangan orang hidup-tahun di antara umur x dan umur x+n** *Number of person-years lived between age x and age x+n* | **Nisbah ketakatan** *Survival ratio* | **Jumlah bilangan orang hidup-tahun selepas umur tepat x** *Total number of person-years lived after exact age x* | **Jangkaan hayat** *Life expectancy* |
|---|---|---|---|---|---|---|---|---|
| **x** | $_nq_x$ | $_nd_x$ | $_nm_x$ | $l_x$ | $_nL_x$ | $_nS_x$ | $T_x$ | $e_x$ |
| **Lelaki dan Perempuan** *Both sexes* | | | | | | | | |
| **0** | 0.00758 | 758 | 0.00764 | 100,000 | 99,297 | 0.99213 [a] | 6,840,195 | 68.4 |
| **1** | 0.00081 | 80 | 0.00020 | 99,242 | 396,768 | 0.99840 [b] | 6,740,898 | 67.9 |
| **5** | 0.00217 | 215 | 0.00043 | 99,162 | 495,271 | 0.99726 | 6,344,130 | 64.0 |
| **10** | 0.00331 | 327 | 0.00066 | 98,947 | 493,915 | 0.99658 | 5,848,860 | 59.1 |
| **15** | 0.00354 | 349 | 0.00071 | 98,619 | 492,224 | 0.99442 | 5,354,945 | 54.3 |
| **20** | 0.00762 | 749 | 0.00153 | 98,270 | 489,477 | 0.98833 | 4,862,721 | 49.5 |
| **25** | 0.01575 | 1,536 | 0.00317 | 97,521 | 483,765 | 0.98370 | 4,373,244 | 44.8 |
| **30** | 0.01686 | 1,619 | 0.00340 | 95,985 | 475,879 | 0.97782 | 3,889,479 | 40.5 |
| **35** | 0.02759 | 2,603 | 0.00560 | 94,366 | 465,324 | 0.96372 | 3,413,600 | 36.2 |
| **40** | 0.04522 | 4,149 | 0.00925 | 91,763 | 448,442 | 0.94999 | 2,948,277 | 32.1 |
| **45** | 0.05502 | 4,821 | 0.01132 | 87,614 | 426,017 | 0.94341 | 2,499,835 | 28.5 |
| **50** | 0.05824 | 4,822 | 0.01200 | 82,793 | 401,910 | 0.93351 | 2,073,818 | 25.0 |
| **55** | 0.07525 | 5,867 | 0.01564 | 77,971 | 375,186 | 0.92430 | 1,671,908 | 21.4 |
| **60** | 0.07619 | 5,494 | 0.01584 | 72,104 | 346,783 | 0.89680 | 1,296,722 | 18.0 |
| **65** | 0.13242 | 8,821 | 0.02836 | 66,610 | 310,997 | 0.83774 | 949,939 | 14.3 |
| **70** | 0.19666 | 11,365 | 0.04362 | 57,789 | 260,533 | 0.75174 | 638,942 | 11.1 |
| **75** | 0.31250 | 14,508 | 0.07407 | 46,424 | 195,852 | 0.48243 [c] | 378,409 | 8.2 |
| **80+** | 1.00000 | 31,917 | 0.17483 | 31,917 | 182,557 | - | 182,557 | 5.7 |
| **Lelaki** *Male* | | | | | | | | |
| **0** | 0.00755 | 755 | 0.00760 | 100,000 | 99,294 | 0.99255 [a] | 6,374,488 | 63.7 |
| **1** | 0.00000 | - | 0.00000 | 99,245 | 396,981 | 0.99786 [b] | 6,275,194 | 63.2 |
| **5** | 0.00409 | 406 | 0.00082 | 99,245 | 495,211 | 0.99716 | 5,878,213 | 59.2 |
| **10** | 0.00158 | 156 | 0.00032 | 98,839 | 493,805 | 0.99567 | 5,383,002 | 54.5 |
| **15** | 0.00708 | 699 | 0.00142 | 98,683 | 491,667 | 0.99042 | 4,889,197 | 49.5 |
| **20** | 0.01209 | 1,185 | 0.00243 | 97,984 | 486,959 | 0.98206 | 4,397,530 | 44.9 |
| **25** | 0.02387 | 2,310 | 0.00483 | 96,799 | 478,221 | 0.97204 | 3,910,571 | 40.4 |
| **30** | 0.03215 | 3,038 | 0.00654 | 94,489 | 464,850 | 0.96255 | 3,432,350 | 36.3 |
| **35** | 0.04292 | 3,925 | 0.00877 | 91,451 | 447,442 | 0.94416 | 2,967,500 | 32.4 |
| **40** | 0.06935 | 6,070 | 0.01437 | 87,526 | 422,455 | 0.92589 | 2,520,058 | 28.8 |
| **45** | 0.07922 | 6,453 | 0.01650 | 81,456 | 391,149 | 0.91476 | 2,097,603 | 25.8 |
| **50** | 0.09178 | 6,884 | 0.01924 | 75,003 | 357,807 | 0.90271 | 1,706,454 | 22.8 |
| **55** | 0.10336 | 7,041 | 0.02180 | 68,119 | 322,995 | 0.90078 | 1,348,647 | 19.8 |
| **60** | 0.09461 | 5,779 | 0.01986 | 61,079 | 290,947 | 0.87124 | 1,025,651 | 16.8 |
| **65** | 0.16649 | 9,207 | 0.03632 | 55,300 | 253,483 | 0.81818 | 734,705 | 13.3 |
| **70** | 0.20022 | 9,229 | 0.04450 | 46,093 | 207,394 | 0.72879 | 481,222 | 10.4 |
| **75** | 0.35998 | 13,270 | 0.08780 | 36,864 | 151,147 | 0.44802 [c] | 273,828 | 7.4 |
| **80+** | 1.00000 | 23,594 | 0.19232 | 23,594 | 122,681 | - | 122,681 | 5.2 |
| **Perempuan** *Female* | | | | | | | | |
| **0** | 0.00762 | 762 | 0.00767 | 100,000 | 99,294 | 0.99166 [a] | 7,386,212 | 73.9 |
| **1** | 0.00169 | 168 | 0.00042 | 99,238 | 396,536 | 0.99904 [b] | 7,286,919 | 73.4 |
| **5** | 0.00000 | - | 0.00000 | 99,070 | 495,352 | 0.99741 | 6,890,383 | 69.6 |
| **10** | 0.00519 | 514 | 0.00104 | 99,070 | 494,067 | 0.99740 | 6,395,031 | 64.6 |
| **15** | 0.00000 | - | 0.00000 | 98,556 | 492,781 | 0.99834 | 5,900,964 | 59.9 |
| **20** | 0.00332 | 328 | 0.00067 | 98,556 | 491,962 | 0.99465 | 5,408,183 | 54.9 |
| **25** | 0.00738 | 725 | 0.00148 | 98,229 | 489,331 | 0.99630 | 4,916,221 | 50.0 |
| **30** | 0.00000 | - | 0.00000 | 97,504 | 487,518 | 0.99370 | 4,426,890 | 45.4 |
| **35** | 0.01259 | 1,228 | 0.00253 | 97,504 | 484,448 | 0.98326 | 3,939,371 | 40.4 |
| **40** | 0.02094 | 2,016 | 0.00423 | 96,276 | 476,340 | 0.97379 | 3,454,923 | 35.9 |
| **45** | 0.03159 | 2,978 | 0.00642 | 94,260 | 463,857 | 0.97154 | 2,978,583 | 31.6 |
| **50** | 0.02522 | 2,302 | 0.00511 | 91,283 | 450,658 | 0.96283 | 2,514,726 | 27.5 |
| **55** | 0.04944 | 4,399 | 0.01014 | 88,980 | 433,905 | 0.94652 | 2,064,069 | 23.2 |
| **60** | 0.05773 | 4,883 | 0.01189 | 84,582 | 410,700 | 0.92312 | 1,630,164 | 19.3 |
| **65** | 0.09720 | 7,746 | 0.02043 | 79,698 | 379,127 | 0.85737 | 1,219,464 | 15.3 |
| **70** | 0.19296 | 13,884 | 0.04271 | 71,952 | 325,051 | 0.76857 | 840,337 | 11.7 |
| **75** | 0.27909 | 16,206 | 0.06487 | 58,068 | 249,825 | 0.51517 [c] | 515,287 | 8.9 |
| **80+** | 1.00000 | 41,862 | 0.15769 | 41,862 | 265,462 | - | 265,462 | 6.3 |

**Nota:** *Notes:*
[a] **Daripada umur 0 hingga kumpulan umur 1-4** *From age of 0 to age group 1-4*
[b] **Daripada umur 0, kumpulan umur 1-4 hingga kumpulan umur 5-9** *From age of 0, age group 1-4 to age group 5-9*
[c] **Daripada umur 75 hingga 80+** *From age of 75 to 80+*

**Jadual 3.11.19: Jadual hayat ringkas mengikut jantina dan umur, Bintulu, Sarawak, 2024**
*Table 3.11.19: Abridged life table by sex and age, Bintulu, Sarawak, 2024*

| **Umur** *Age* | **Kebarangkalian mati di antara umur x dan umur x+n** *Probability of dying between age x and age x+n* | **Bilangan kematian di antara umur x dan umur x+n** *Number of deaths between age x and age x+n* | **Kadar tengah mortaliti di antara umur x dan umur x+n** *Central mortality rate between age x and age x+n* | **Penakat (orang yang masih hidup) pada umur tepat x** *Survivors at exact age x* | **Bilangan orang hidup-tahun di antara umur x dan umur x+n** *Number of person-years lived between age x and age x+n* | **Nisbah ketakatan** *Survival ratio* | **Jumlah bilangan orang hidup-tahun selepas umur tepat x** *Total number of person-years lived after exact age x* | **Jangkaan hayat** *Life expectancy* |
|---|---|---|---|---|---|---|---|---|
| **x** | $_nq_x$ | $_nd_x$ | $_nm_x$ | $l_x$ | $_nL_x$ | $_nS_x$ | $T_x$ | $e_x$ |
| **Lelaki dan Perempuan** *Both sexes* | | | | | | | | |
| **0** | 0.00528 | 528 | 0.00531 | 100,000 | 99,507 | 0.99417 [a] | 7,722,268 | 77.2 |
| **1** | 0.00124 | 123 | 0.00031 | 99,472 | 397,581 | 0.99902 [b] | 7,622,761 | 76.6 |
| **5** | 0.00058 | 58 | 0.00012 | 99,348 | 496,598 | 0.99938 | 7,225,181 | 72.7 |
| **10** | 0.00065 | 65 | 0.00013 | 99,291 | 496,292 | 0.99857 | 6,728,583 | 67.8 |
| **15** | 0.00221 | 219 | 0.00044 | 99,226 | 495,582 | 0.99740 | 6,232,291 | 62.8 |
| **20** | 0.00299 | 296 | 0.00060 | 99,007 | 494,293 | 0.99675 | 5,736,709 | 57.9 |
| **25** | 0.00351 | 347 | 0.00070 | 98,710 | 492,685 | 0.99642 | 5,242,415 | 53.1 |
| **30** | 0.00364 | 358 | 0.00073 | 98,363 | 490,921 | 0.99601 | 4,749,731 | 48.3 |
| **35** | 0.00434 | 425 | 0.00087 | 98,005 | 488,963 | 0.99385 | 4,258,809 | 43.5 |
| **40** | 0.00798 | 779 | 0.00160 | 97,580 | 485,954 | 0.99103 | 3,769,847 | 38.6 |
| **45** | 0.00997 | 965 | 0.00200 | 96,801 | 481,594 | 0.98529 | 3,283,893 | 33.9 |
| **50** | 0.01950 | 1,869 | 0.00394 | 95,836 | 474,509 | 0.97346 | 2,802,298 | 29.2 |
| **55** | 0.03372 | 3,169 | 0.00686 | 93,967 | 461,915 | 0.95900 | 2,327,789 | 24.8 |
| **60** | 0.04852 | 4,406 | 0.00995 | 90,798 | 442,978 | 0.93406 | 1,865,874 | 20.5 |
| **65** | 0.08425 | 7,279 | 0.01759 | 86,393 | 413,768 | 0.89048 | 1,422,896 | 16.5 |
| **70** | 0.13712 | 10,848 | 0.02944 | 79,114 | 368,451 | 0.80382 | 1,009,128 | 12.8 |
| **75** | 0.26463 | 18,065 | 0.06100 | 68,266 | 296,168 | 0.53773 [c] | 640,677 | 9.4 |
| **80+** | 1.00000 | 50,201 | 0.14572 | 50,201 | 344,509 | - | 344,509 | 6.9 |
| **Lelaki** *Male* | | | | | | | | |
| **0** | 0.00604 | 604 | 0.00607 | 100,000 | 99,432 | 0.99324 [a] | 7,548,153 | 75.5 |
| **1** | 0.00170 | 169 | 0.00043 | 99,396 | 397,185 | 0.99880 [b] | 7,448,720 | 74.9 |
| **5** | 0.00045 | 45 | 0.00009 | 99,227 | 496,023 | 0.99936 | 7,051,535 | 71.1 |
| **10** | 0.00084 | 83 | 0.00017 | 99,182 | 495,703 | 0.99789 | 6,555,512 | 66.1 |
| **15** | 0.00339 | 336 | 0.00068 | 99,099 | 494,657 | 0.99608 | 6,059,809 | 61.1 |
| **20** | 0.00445 | 439 | 0.00089 | 98,764 | 492,720 | 0.99554 | 5,565,151 | 56.3 |
| **25** | 0.00448 | 440 | 0.00090 | 98,325 | 490,522 | 0.99559 | 5,072,431 | 51.6 |
| **30** | 0.00434 | 425 | 0.00087 | 97,884 | 488,359 | 0.99517 | 4,581,909 | 46.8 |
| **35** | 0.00532 | 519 | 0.00107 | 97,460 | 486,001 | 0.99202 | 4,093,550 | 42.0 |
| **40** | 0.01066 | 1,033 | 0.00214 | 96,941 | 482,121 | 0.98880 | 3,607,549 | 37.2 |
| **45** | 0.01176 | 1,128 | 0.00237 | 95,908 | 476,719 | 0.98301 | 3,125,429 | 32.6 |
| **50** | 0.02229 | 2,113 | 0.00451 | 94,780 | 468,618 | 0.96820 | 2,648,709 | 27.9 |
| **55** | 0.04152 | 3,847 | 0.00848 | 92,667 | 453,717 | 0.94700 | 2,180,092 | 23.5 |
| **60** | 0.06498 | 5,772 | 0.01343 | 88,820 | 429,670 | 0.92126 | 1,726,375 | 19.4 |
| **65** | 0.09346 | 7,762 | 0.01961 | 83,048 | 395,837 | 0.87662 | 1,296,705 | 15.6 |
| **70** | 0.15639 | 11,774 | 0.03393 | 75,287 | 346,997 | 0.77471 | 900,868 | 12.0 |
| **75** | 0.30697 | 19,496 | 0.07252 | 63,512 | 268,821 | 0.51465 [c] | 553,871 | 8.7 |
| **80+** | 1.00000 | 44,016 | 0.15442 | 44,016 | 285,049 | - | 285,049 | 6.5 |
| **Perempuan** *Female* | | | | | | | | |
| **0** | 0.00447 | 447 | 0.00449 | 100,000 | 99,582 | 0.99522 [a] | 7,936,392 | 79.4 |
| **1** | 0.00074 | 74 | 0.00018 | 99,553 | 398,031 | 0.99921 [b] | 7,836,811 | 78.7 |
| **5** | 0.00072 | 71 | 0.00014 | 99,480 | 497,221 | 0.99942 | 7,438,780 | 74.8 |
| **10** | 0.00045 | 45 | 0.00009 | 99,409 | 496,931 | 0.99933 | 6,941,559 | 69.8 |
| **15** | 0.00089 | 89 | 0.00018 | 99,364 | 496,597 | 0.99891 | 6,444,628 | 64.9 |
| **20** | 0.00130 | 129 | 0.00026 | 99,275 | 496,054 | 0.99827 | 5,948,031 | 59.9 |
| **25** | 0.00216 | 215 | 0.00043 | 99,146 | 495,195 | 0.99756 | 5,451,977 | 55.0 |
| **30** | 0.00272 | 269 | 0.00054 | 98,932 | 493,986 | 0.99713 | 4,956,782 | 50.1 |
| **35** | 0.00303 | 299 | 0.00061 | 98,663 | 492,567 | 0.99613 | 4,462,796 | 45.2 |
| **40** | 0.00472 | 464 | 0.00095 | 98,364 | 490,660 | 0.99369 | 3,970,229 | 40.4 |
| **45** | 0.00791 | 775 | 0.00159 | 97,900 | 487,562 | 0.98784 | 3,479,570 | 35.5 |
| **50** | 0.01643 | 1,596 | 0.00331 | 97,125 | 481,634 | 0.97932 | 2,992,007 | 30.8 |
| **55** | 0.02500 | 2,388 | 0.00506 | 95,529 | 471,674 | 0.97278 | 2,510,373 | 26.3 |
| **60** | 0.02949 | 2,747 | 0.00599 | 93,141 | 458,837 | 0.94906 | 2,038,699 | 21.9 |
| **65** | 0.07303 | 6,602 | 0.01516 | 90,394 | 435,465 | 0.90669 | 1,579,862 | 17.5 |
| **70** | 0.11518 | 9,651 | 0.02444 | 83,792 | 394,832 | 0.83335 | 1,144,397 | 13.7 |
| **75** | 0.22481 | 16,668 | 0.05066 | 74,141 | 329,034 | 0.56103 [c] | 749,566 | 10.1 |
| **80+** | 1.00000 | 57,473 | 0.13667 | 57,473 | 420,532 | - | 420,532 | 7.3 |

**Nota:** *Notes:*
[a] **Daripada umur 0 hingga kumpulan umur 1-4** *From age of 0 to age group 1-4*
[b] **Daripada umur 0, kumpulan umur 1-4 hingga kumpulan umur 5-9** *From age of 0, age group 1-4 to age group 5-9*
[c] **Daripada umur 75 hingga 80+** *From age of 75 to 80+*

**Jadual 3.11.20: Jadual hayat ringkas mengikut jantina dan umur, Tatau, Sarawak, 2024**
*Table 3.11.20: Abridged life table by sex and age, Tatau, Sarawak, 2024*

| **Umur** *Age* | **Kebarangkalian mati di antara umur x dan umur x+n** *Probability of dying between age x and age x+n* | **Bilangan kematian di antara umur x dan umur x+n** *Number of deaths between age x and age x+n* | **Kadar tengah mortaliti di antara umur x dan umur x+n** *Central mortality rate between age x and age x+n* | **Penakat (orang yang masih hidup) pada umur tepat x** *Survivors at exact age x* | **Bilangan orang hidup-tahun di antara umur x dan umur x+n** *Number of person-years lived between age x and age x+n* | **Nisbah ketakatan** *Survival ratio* | **Jumlah bilangan orang hidup-tahun selepas umur tepat x** *Total number of person-years lived after exact age x* | **Jangkaan hayat** *Life expectancy* |
|---|---|---|---|---|---|---|---|---|
| **x** | $_nq_x$ | $_nd_x$ | $_nm_x$ | $l_x$ | $_nL_x$ | $_nS_x$ | $T_x$ | $e_x$ |
| **Lelaki dan Perempuan** *Both sexes* | | | | | | | | |
| **0** | 0.00339 | 339 | 0.00340 | 100,000 | 99,682 | 0.99456 [a] | 7,433,304 | 74.3 |
| **1** | 0.00424 | 422 | 0.00106 | 99,661 | 397,597 | 0.99681 [b] | 7,333,622 | 73.6 |
| **5** | 0.00202 | 200 | 0.00040 | 99,239 | 495,694 | 0.99761 | 6,936,025 | 69.9 |
| **10** | 0.00276 | 274 | 0.00055 | 99,039 | 494,509 | 0.99768 | 6,440,331 | 65.0 |
| **15** | 0.00188 | 186 | 0.00038 | 98,765 | 493,360 | 0.99661 | 5,945,821 | 60.2 |
| **20** | 0.00489 | 482 | 0.00098 | 98,579 | 491,689 | 0.99487 | 5,452,461 | 55.3 |
| **25** | 0.00537 | 527 | 0.00108 | 98,097 | 489,164 | 0.99304 | 4,960,772 | 50.6 |
| **30** | 0.00855 | 834 | 0.00172 | 97,569 | 485,762 | 0.99256 | 4,471,608 | 45.8 |
| **35** | 0.00632 | 612 | 0.00127 | 96,736 | 482,149 | 0.98934 | 3,985,846 | 41.2 |
| **40** | 0.01502 | 1,444 | 0.00303 | 96,124 | 477,009 | 0.97856 | 3,503,698 | 36.4 |
| **45** | 0.02795 | 2,646 | 0.00567 | 94,680 | 466,782 | 0.96374 | 3,026,688 | 32.0 |
| **50** | 0.04480 | 4,123 | 0.00917 | 92,033 | 449,859 | 0.95591 | 2,559,906 | 27.8 |
| **55** | 0.04335 | 3,811 | 0.00886 | 87,910 | 430,023 | 0.94863 | 2,110,047 | 24.0 |
| **60** | 0.05975 | 5,025 | 0.01232 | 84,099 | 407,933 | 0.91755 | 1,680,024 | 20.0 |
| **65** | 0.10658 | 8,428 | 0.02252 | 79,074 | 374,300 | 0.88009 | 1,272,091 | 16.1 |
| **70** | 0.13483 | 9,525 | 0.02891 | 70,646 | 329,418 | 0.81103 | 897,791 | 12.7 |
| **75** | 0.25154 | 15,375 | 0.05755 | 61,121 | 267,169 | 0.52994 [c] | 568,373 | 9.3 |
| **80+** | 1.00000 | 45,747 | 0.15188 | 45,747 | 301,203 | - | 301,203 | 6.6 |
| **Lelaki** *Male* | | | | | | | | |
| **0** | 0.00464 | 464 | 0.00466 | 100,000 | 99,562 | 0.99339 [a] | 7,278,069 | 72.8 |
| **1** | 0.00429 | 427 | 0.00108 | 99,536 | 397,135 | 0.99576 [b] | 7,178,507 | 72.1 |
| **5** | 0.00385 | 381 | 0.00077 | 99,109 | 494,591 | 0.99651 | 6,781,372 | 68.4 |
| **10** | 0.00312 | 308 | 0.00063 | 98,727 | 492,867 | 0.99723 | 6,286,781 | 63.7 |
| **15** | 0.00242 | 238 | 0.00049 | 98,419 | 491,500 | 0.99510 | 5,793,915 | 58.9 |
| **20** | 0.00737 | 724 | 0.00148 | 98,181 | 489,094 | 0.99280 | 5,302,415 | 54.0 |
| **25** | 0.00702 | 684 | 0.00141 | 97,457 | 485,572 | 0.98953 | 4,813,322 | 49.4 |
| **30** | 0.01394 | 1,349 | 0.00281 | 96,772 | 480,488 | 0.98844 | 4,327,749 | 44.7 |
| **35** | 0.00914 | 872 | 0.00184 | 95,423 | 474,934 | 0.98725 | 3,847,261 | 40.3 |
| **40** | 0.01639 | 1,550 | 0.00331 | 94,551 | 468,878 | 0.97332 | 3,372,327 | 35.7 |
| **45** | 0.03714 | 3,454 | 0.00757 | 93,001 | 456,369 | 0.95343 | 2,903,449 | 31.2 |
| **50** | 0.05637 | 5,048 | 0.01160 | 89,547 | 435,116 | 0.94805 | 2,447,080 | 27.3 |
| **55** | 0.04727 | 3,994 | 0.00968 | 84,499 | 412,511 | 0.94771 | 2,011,964 | 23.8 |
| **60** | 0.05756 | 4,634 | 0.01185 | 80,505 | 390,941 | 0.91508 | 1,599,453 | 19.9 |
| **65** | 0.11395 | 8,645 | 0.02417 | 75,871 | 357,742 | 0.87575 | 1,208,512 | 15.9 |
| **70** | 0.13587 | 9,134 | 0.02915 | 67,226 | 313,294 | 0.81286 | 850,769 | 12.7 |
| **75** | 0.24648 | 14,318 | 0.05622 | 58,092 | 254,663 | 0.52619 [c] | 537,476 | 9.3 |
| **80+** | 1.00000 | 43,773 | 0.15478 | 43,773 | 282,813 | - | 282,813 | 6.5 |
| **Perempuan** *Female* | | | | | | | | |
| **0** | 0.00187 | 187 | 0.00187 | 100,000 | 99,823 | 0.99608 [a] | 7,626,025 | 76.3 |
| **1** | 0.00418 | 418 | 0.00105 | 99,813 | 398,216 | 0.99787 [b] | 7,526,202 | 75.4 |
| **5** | 0.00000 | - | 0.00000 | 99,395 | 496,976 | 0.99882 | 7,127,986 | 71.7 |
| **10** | 0.00236 | 234 | 0.00047 | 99,395 | 496,390 | 0.99817 | 6,631,009 | 66.7 |
| **15** | 0.00130 | 129 | 0.00026 | 99,161 | 495,481 | 0.99854 | 6,134,619 | 61.9 |
| **20** | 0.00162 | 161 | 0.00032 | 99,032 | 494,757 | 0.99761 | 5,639,137 | 56.9 |
| **25** | 0.00315 | 312 | 0.00063 | 98,871 | 493,576 | 0.99743 | 5,144,380 | 52.0 |
| **30** | 0.00199 | 196 | 0.00040 | 98,559 | 492,305 | 0.99783 | 4,650,805 | 47.2 |
| **35** | 0.00234 | 231 | 0.00047 | 98,363 | 491,238 | 0.99216 | 4,158,499 | 42.3 |
| **40** | 0.01335 | 1,310 | 0.00269 | 98,132 | 487,386 | 0.98486 | 3,667,261 | 37.4 |
| **45** | 0.01695 | 1,641 | 0.00342 | 96,822 | 480,008 | 0.97542 | 3,179,876 | 32.8 |
| **50** | 0.03235 | 3,079 | 0.00658 | 95,181 | 468,208 | 0.96445 | 2,699,868 | 28.4 |
| **55** | 0.03885 | 3,578 | 0.00792 | 92,102 | 451,565 | 0.94975 | 2,231,660 | 24.2 |
| **60** | 0.06211 | 5,498 | 0.01282 | 88,524 | 428,873 | 0.92042 | 1,780,095 | 20.1 |
| **65** | 0.09821 | 8,154 | 0.02066 | 83,025 | 394,742 | 0.88506 | 1,351,222 | 16.3 |
| **70** | 0.13349 | 9,994 | 0.02861 | 74,871 | 349,370 | 0.80896 | 956,481 | 12.8 |
| **75** | 0.25747 | 16,704 | 0.05910 | 64,877 | 282,625 | 0.53448 [c] | 607,111 | 9.4 |
| **80+** | 1.00000 | 48,173 | 0.14846 | 48,173 | 324,486 | - | 324,486 | 6.7 |

**Nota:** *Notes:*
[a] **Daripada umur 0 hingga kumpulan umur 1-4** *From age of 0 to age group 1-4*
[b] **Daripada umur 0, kumpulan umur 1-4 hingga kumpulan umur 5-9** *From age of 0, age group 1-4 to age group 5-9*
[c] **Daripada umur 75 hingga 80+** *From age of 75 to 80+*

**Jadual 3.11.21: Jadual hayat ringkas mengikut jantina dan umur, Kapit, Sarawak, 2024**
*Table 3.11.21: Abridged life table by sex and age, Kapit, Sarawak, 2024*

| **Umur** *Age* | **Kebarangkalian mati di antara umur x dan umur x+n** *Probability of dying between age x and age x+n* | **Bilangan kematian di antara umur x dan umur x+n** *Number of deaths between age x and age x+n* | **Kadar tengah mortaliti di antara umur x dan umur x+n** *Central mortality rate between age x and age x+n* | **Penakat (orang yang masih hidup) pada umur tepat x** *Survivors at exact age x* | **Bilangan orang hidup-tahun di antara umur x dan umur x+n** *Number of person-years lived between age x and age x+n* | **Nisbah ketakatan** *Survival ratio* | **Jumlah bilangan orang hidup-tahun selepas umur tepat x** *Total number of person-years lived after exact age x* | **Jangkaan hayat** *Life expectancy* |
|---|---|---|---|---|---|---|---|---|
| **x** | $_nq_x$ | $_nd_x$ | $_nm_x$ | $l_x$ | $_nL_x$ | $_nS_x$ | $T_x$ | $e_x$ |
| **Lelaki dan Perempuan** *Both sexes* | | | | | | | | |
| **0** | 0.00524 | 524 | 0.00527 | 100,000 | 99,510 | 0.99245 [a] | 7,198,638 | 72.0 |
| **1** | 0.00480 | 478 | 0.00120 | 99,476 | 396,716 | 0.99686 [b] | 7,099,128 | 71.4 |
| **5** | 0.00130 | 128 | 0.00026 | 98,998 | 494,669 | 0.99860 | 6,702,412 | 67.7 |
| **10** | 0.00151 | 149 | 0.00030 | 98,869 | 493,975 | 0.99744 | 6,207,744 | 62.8 |
| **15** | 0.00362 | 357 | 0.00073 | 98,721 | 492,709 | 0.99393 | 5,713,769 | 57.9 |
| **20** | 0.00854 | 840 | 0.00171 | 98,363 | 489,717 | 0.99188 | 5,221,060 | 53.1 |
| **25** | 0.00771 | 751 | 0.00155 | 97,524 | 485,739 | 0.98773 | 4,731,343 | 48.5 |
| **30** | 0.01686 | 1,632 | 0.00340 | 96,772 | 479,780 | 0.98168 | 4,245,604 | 43.9 |
| **35** | 0.01980 | 1,884 | 0.00400 | 95,140 | 470,990 | 0.97828 | 3,765,824 | 39.6 |
| **40** | 0.02368 | 2,208 | 0.00479 | 93,256 | 460,760 | 0.97271 | 3,294,834 | 35.3 |
| **45** | 0.03099 | 2,821 | 0.00630 | 91,048 | 448,186 | 0.96120 | 2,834,074 | 31.1 |
| **50** | 0.04687 | 4,135 | 0.00960 | 88,226 | 430,794 | 0.95196 | 2,385,888 | 27.0 |
| **55** | 0.04926 | 4,142 | 0.01010 | 84,091 | 410,100 | 0.94434 | 1,955,094 | 23.2 |
| **60** | 0.06239 | 4,988 | 0.01288 | 79,949 | 387,273 | 0.91100 | 1,544,993 | 19.3 |
| **65** | 0.11738 | 8,799 | 0.02494 | 74,960 | 352,806 | 0.85763 | 1,157,720 | 15.4 |
| **70** | 0.17069 | 11,293 | 0.03732 | 66,162 | 302,576 | 0.79565 | 804,914 | 12.2 |
| **75** | 0.24495 | 13,440 | 0.05583 | 54,869 | 240,744 | 0.52075 [c] | 502,338 | 9.2 |
| **80+** | 1.00000 | 41,429 | 0.15837 | 41,429 | 261,594 | - | 261,594 | 6.3 |
| **Lelaki** *Male* | | | | | | | | |
| **0** | 0.00220 | 220 | 0.00220 | 100,000 | 99,791 | 0.99519 [a] | 6,950,490 | 69.5 |
| **1** | 0.00561 | 559 | 0.00141 | 99,780 | 397,804 | 0.99700 [b] | 6,850,699 | 68.7 |
| **5** | 0.00000 | - | 0.00000 | 99,221 | 496,105 | 0.99952 | 6,452,894 | 65.0 |
| **10** | 0.00097 | 96 | 0.00019 | 99,221 | 495,865 | 0.99689 | 5,956,790 | 60.0 |
| **15** | 0.00526 | 521 | 0.00105 | 99,125 | 494,321 | 0.99203 | 5,460,925 | 55.1 |
| **20** | 0.01070 | 1,055 | 0.00215 | 98,603 | 490,381 | 0.98969 | 4,966,604 | 50.4 |
| **25** | 0.00991 | 967 | 0.00199 | 97,549 | 485,327 | 0.98140 | 4,476,223 | 45.9 |
| **30** | 0.02738 | 2,644 | 0.00555 | 96,582 | 476,299 | 0.97119 | 3,990,896 | 41.3 |
| **35** | 0.03028 | 2,844 | 0.00615 | 93,938 | 462,577 | 0.97228 | 3,514,598 | 37.4 |
| **40** | 0.02508 | 2,285 | 0.00508 | 91,093 | 449,753 | 0.96731 | 3,052,021 | 33.5 |
| **45** | 0.04050 | 3,597 | 0.00827 | 88,808 | 435,049 | 0.95180 | 2,602,267 | 29.3 |
| **50** | 0.05623 | 4,792 | 0.01157 | 85,212 | 414,079 | 0.93808 | 2,167,218 | 25.4 |
| **55** | 0.06794 | 5,464 | 0.01407 | 80,420 | 388,440 | 0.92497 | 1,753,139 | 21.8 |
| **60** | 0.08264 | 6,195 | 0.01724 | 74,956 | 359,294 | 0.89624 | 1,364,699 | 18.2 |
| **65** | 0.12678 | 8,718 | 0.02707 | 68,761 | 322,012 | 0.83018 | 1,005,406 | 14.6 |
| **70** | 0.21910 | 13,155 | 0.04921 | 60,044 | 267,329 | 0.76968 | 683,393 | 11.4 |
| **75** | 0.24470 | 11,473 | 0.05576 | 46,888 | 205,757 | 0.50547 [c] | 416,064 | 8.9 |
| **80+** | 1.00000 | 35,415 | 0.16840 | 35,415 | 210,307 | - | 210,307 | 5.9 |
| **Perempuan** *Female* | | | | | | | | |
| **0** | 0.00802 | 802 | 0.00808 | 100,000 | 99,257 | 0.99018 [a] | 7,474,716 | 74.7 |
| **1** | 0.00388 | 384 | 0.00097 | 99,198 | 395,833 | 0.99658 [b] | 7,375,459 | 74.4 |
| **5** | 0.00271 | 268 | 0.00054 | 98,813 | 493,395 | 0.99760 | 6,979,626 | 70.6 |
| **10** | 0.00209 | 206 | 0.00042 | 98,545 | 492,210 | 0.99802 | 6,486,230 | 65.8 |
| **15** | 0.00187 | 184 | 0.00037 | 98,339 | 491,236 | 0.99587 | 5,994,020 | 61.0 |
| **20** | 0.00639 | 627 | 0.00128 | 98,155 | 489,209 | 0.99403 | 5,502,784 | 56.1 |
| **25** | 0.00554 | 541 | 0.00111 | 97,528 | 486,290 | 0.99426 | 5,013,575 | 51.4 |
| **30** | 0.00593 | 575 | 0.00119 | 96,988 | 483,500 | 0.99251 | 4,527,285 | 46.7 |
| **35** | 0.00906 | 873 | 0.00182 | 96,412 | 479,879 | 0.98436 | 4,043,785 | 41.9 |
| **40** | 0.02227 | 2,128 | 0.00450 | 95,539 | 472,376 | 0.97773 | 3,563,906 | 37.3 |
| **45** | 0.02227 | 2,080 | 0.00450 | 93,411 | 461,855 | 0.96991 | 3,091,531 | 33.1 |
| **50** | 0.03809 | 3,479 | 0.00777 | 91,331 | 447,957 | 0.96541 | 2,629,676 | 28.8 |
| **55** | 0.03096 | 2,720 | 0.00629 | 87,852 | 432,460 | 0.96438 | 2,181,719 | 24.8 |
| **60** | 0.04043 | 3,442 | 0.00825 | 85,132 | 417,056 | 0.92734 | 1,749,258 | 20.5 |
| **65** | 0.10625 | 8,680 | 0.02244 | 81,690 | 386,753 | 0.88398 | 1,332,202 | 16.3 |
| **70** | 0.12696 | 9,269 | 0.02711 | 73,011 | 341,880 | 0.81796 | 945,449 | 12.9 |
| **75** | 0.24514 | 15,626 | 0.05588 | 63,741 | 279,643 | 0.53669 [c] | 603,569 | 9.5 |
| **80+** | 1.00000 | 48,116 | 0.14854 | 48,116 | 323,927 | - | 323,927 | 6.7 |

**Nota:** *Notes:*
[a] **Daripada umur 0 hingga kumpulan umur 1-4** *From age of 0 to age group 1-4*
[b] **Daripada umur 0, kumpulan umur 1-4 hingga kumpulan umur 5-9** *From age of 0, age group 1-4 to age group 5-9*
[c] **Daripada umur 75 hingga 80+** *From age of 75 to 80+*

**Jadual 3.11.22: Jadual hayat ringkas mengikut jantina dan umur, Song, Sarawak, 2024**
*Table 3.11.22: Abridged life table by sex and age, Song, Sarawak, 2024*

| Umur *Age* | Kebarangkalian mati di antara umur x dan umur x+n *Probability of dying between age x and age x+n* | Bilangan kematian di antara umur x dan umur x+n *Number of deaths between age x and age x+n* | Kadar tengah mortaliti di antara umur x dan umur x+n *Central mortality rate between age x and age x+n* | Penakat (orang yang masih hidup) pada umur tepat x *Survivors at exact age x* | Bilangan orang hidup-tahun di antara umur x dan umur x+n *Number of person-years lived between age x and age x+n* | Nisbah ketakatan *Survival ratio* | Jumlah bilangan orang hidup-tahun selepas umur tepat x *Total number of person-years lived after exact age x* | Jangkaan hayat *Life expectancy* |
|---|---|---|---|---|---|---|---|---|
| x | $_nq_x$ | $_nd_x$ | $_nm_x$ | $l_x$ | $_nL_x$ | $_nS_x$ | $T_x$ | $e_x$ |
| **Lelaki dan Perempuan** *Both sexes* | | | | | | | | |
| **0** | 0.00964 | 964 | 0.00972 | 100,000 | 99,113 | 0.98977 [a] | 6,704,110 | 67.0 |
| **1** | 0.00152 | 151 | 0.00038 | 99,036 | 395,770 | 0.99908 [b] | 6,604,997 | 66.7 |
| **5** | 0.00000 | - | 0.00000 | 98,886 | 494,428 | 0.99898 | 6,209,227 | 62.8 |
| **10** | 0.00204 | 202 | 0.00041 | 98,886 | 493,923 | 0.99563 | 5,714,799 | 57.8 |
| **15** | 0.00670 | 661 | 0.00134 | 98,684 | 491,766 | 0.98958 | 5,220,875 | 52.9 |
| **20** | 0.01416 | 1,388 | 0.00285 | 98,023 | 486,642 | 0.98224 | 4,729,109 | 48.2 |
| **25** | 0.02141 | 2,069 | 0.00433 | 96,634 | 477,998 | 0.98016 | 4,242,467 | 43.9 |
| **30** | 0.01823 | 1,724 | 0.00368 | 94,565 | 468,514 | 0.98073 | 3,764,469 | 39.8 |
| **35** | 0.02033 | 1,888 | 0.00411 | 92,841 | 459,485 | 0.96413 | 3,295,954 | 35.5 |
| **40** | 0.05172 | 4,704 | 0.01062 | 90,953 | 443,005 | 0.94562 | 2,836,470 | 31.2 |
| **45** | 0.05718 | 4,931 | 0.01177 | 86,249 | 418,915 | 0.93258 | 2,393,465 | 27.8 |
| **50** | 0.07829 | 6,366 | 0.01630 | 81,317 | 390,670 | 0.92302 | 1,974,550 | 24.3 |
| **55** | 0.07555 | 5,663 | 0.01570 | 74,951 | 360,597 | 0.92301 | 1,583,880 | 21.1 |
| **60** | 0.07854 | 5,442 | 0.01635 | 69,288 | 332,835 | 0.90981 | 1,223,284 | 17.7 |
| **65** | 0.10283 | 6,565 | 0.02168 | 63,846 | 302,817 | 0.83531 | 890,449 | 13.9 |
| **70** | 0.23364 | 13,383 | 0.05291 | 57,281 | 252,946 | 0.71227 | 587,632 | 10.3 |
| **75** | 0.35831 | 15,729 | 0.08730 | 43,897 | 180,165 | 0.46169 [c] | 334,686 | 7.6 |
| **80+** | 1.00000 | 28,169 | 0.18230 | 28,169 | 154,521 | - | 154,521 | 5.5 |
| **Lelaki** *Male* | | | | | | | | |
| **0** | 0.01028 | 1,028 | 0.01038 | 100,000 | 99,046 | 0.98987 [a] | 6,364,864 | 63.6 |
| **1** | 0.00000 | - | 0.00000 | 98,972 | 395,887 | 0.99985 [b] | 6,265,818 | 63.3 |
| **5** | 0.00000 | - | 0.00000 | 98,972 | 494,859 | 0.99809 | 5,869,931 | 59.3 |
| **10** | 0.00382 | 378 | 0.00077 | 98,972 | 493,912 | 0.99334 | 5,375,072 | 54.3 |
| **15** | 0.00951 | 938 | 0.00191 | 98,593 | 490,621 | 0.98647 | 4,881,160 | 49.5 |
| **20** | 0.01757 | 1,716 | 0.00355 | 97,655 | 483,985 | 0.97654 | 4,390,539 | 45.0 |
| **25** | 0.02946 | 2,826 | 0.00598 | 95,939 | 472,630 | 0.97003 | 3,906,554 | 40.7 |
| **30** | 0.03051 | 2,841 | 0.00620 | 93,113 | 458,464 | 0.96765 | 3,433,924 | 36.9 |
| **35** | 0.03425 | 3,092 | 0.00697 | 90,272 | 443,634 | 0.95088 | 2,975,460 | 33.0 |
| **40** | 0.06452 | 5,625 | 0.01333 | 87,181 | 421,843 | 0.92815 | 2,531,827 | 29.0 |
| **45** | 0.07968 | 6,499 | 0.01660 | 81,556 | 391,536 | 0.91662 | 2,109,984 | 25.9 |
| **50** | 0.08740 | 6,560 | 0.01828 | 75,058 | 358,888 | 0.90362 | 1,718,448 | 22.9 |
| **55** | 0.10622 | 7,276 | 0.02244 | 68,498 | 324,298 | 0.89552 | 1,359,560 | 19.8 |
| **60** | 0.10254 | 6,277 | 0.02162 | 61,222 | 290,414 | 0.90703 | 1,035,262 | 16.9 |
| **65** | 0.08230 | 4,522 | 0.01717 | 54,944 | 263,415 | 0.83152 | 744,847 | 13.6 |
| **70** | 0.26239 | 13,230 | 0.06040 | 50,422 | 219,034 | 0.67841 | 481,432 | 9.5 |
| **75** | 0.40184 | 14,945 | 0.10057 | 37,192 | 148,596 | 0.43370 [c] | 262,398 | 7.1 |
| **80+** | 1.00000 | 22,247 | 0.19549 | 22,247 | 113,801 | - | 113,801 | 5.1 |
| **Perempuan** *Female* | | | | | | | | |
| **0** | 0.00889 | 889 | 0.00896 | 100,000 | 99,179 | 0.98965 [a] | 7,054,708 | 70.5 |
| **1** | 0.00324 | 321 | 0.00081 | 99,111 | 395,645 | 0.99823 [b] | 6,955,529 | 70.2 |
| **5** | 0.00000 | - | 0.00000 | 98,790 | 493,951 | 1.00000 | 6,559,884 | 66.4 |
| **10** | 0.00000 | - | 0.00000 | 98,790 | 493,951 | 0.99823 | 6,065,933 | 61.4 |
| **15** | 0.00355 | 350 | 0.00071 | 98,790 | 493,074 | 0.99313 | 5,571,983 | 56.4 |
| **20** | 0.01020 | 1,004 | 0.00205 | 98,440 | 489,687 | 0.98798 | 5,078,908 | 51.6 |
| **25** | 0.01385 | 1,350 | 0.00279 | 97,435 | 483,802 | 0.98851 | 4,589,221 | 47.1 |
| **30** | 0.00909 | 874 | 0.00183 | 96,086 | 478,245 | 0.99249 | 4,105,419 | 42.7 |
| **35** | 0.00591 | 563 | 0.00119 | 95,212 | 474,653 | 0.97737 | 3,627,175 | 38.1 |
| **40** | 0.03944 | 3,733 | 0.00805 | 94,649 | 463,914 | 0.96101 | 3,152,521 | 33.3 |
| **45** | 0.03853 | 3,503 | 0.00786 | 90,916 | 445,826 | 0.94581 | 2,688,608 | 29.6 |
| **50** | 0.07048 | 6,161 | 0.01461 | 87,414 | 421,666 | 0.94081 | 2,242,782 | 25.7 |
| **55** | 0.04704 | 3,822 | 0.00963 | 81,253 | 396,708 | 0.94795 | 1,821,116 | 22.4 |
| **60** | 0.05731 | 4,437 | 0.01180 | 77,431 | 376,060 | 0.91183 | 1,424,407 | 18.4 |
| **65** | 0.12092 | 8,826 | 0.02574 | 72,993 | 342,901 | 0.83880 | 1,048,347 | 14.4 |
| **70** | 0.20702 | 13,284 | 0.04618 | 64,167 | 287,626 | 0.74334 | 705,446 | 11.0 |
| **75** | 0.31926 | 16,245 | 0.07598 | 50,883 | 213,804 | 0.48829 [c] | 417,820 | 8.2 |
| **80+** | 1.00000 | 34,638 | 0.16978 | 34,638 | 204,016 | - | 204,016 | 5.9 |

**Nota:** [a] **Daripada umur 0 hingga kumpulan umur 1-4**
*Notes:* *From age of 0 to age group 1-4*

[b] **Daripada umur 0, kumpulan umur 1-4 hingga kumpulan umur 5-9**
*From age of 0, age group 1-4 to age group 5-9*

[c] **Daripada umur 75 hingga 80+**
*From age of 75 to 80+*

**Jadual 3.11.23: Jadual hayat ringkas mengikut jantina dan umur, Belaga, Sarawak, 2024**
*Table 3.11.23: Abridged life table by sex and age, Belaga, Sarawak, 2024*

| Umur *Age* | Kebarangkalian mati di antara umur x dan umur x+n *Probability of dying between age x and age x+n* | Bilangan kematian di antara umur x dan umur x+n *Number of deaths between age x and age x+n* | Kadar tengah mortaliti di antara umur x dan umur x+n *Central mortality rate between age x and age x+n* | Penakat (orang yang masih hidup) pada umur tepat x *Survivors at exact age x* | Bilangan orang hidup-tahun di antara umur x dan umur x+n *Number of person-years lived between age x and age x+n* | Nisbah ketakatan *Survival ratio* | Jumlah bilangan orang hidup-tahun selepas umur tepat x *Total number of person-years lived after exact age x* | Jangkaan hayat *Life expectancy* |
|---|---|---|---|---|---|---|---|---|
| x | $_nq_x$ | $_nd_x$ | $_nm_x$ | $l_x$ | $_nL_x$ | $_nS_x$ | $T_x$ | $e_x$ |
| **Lelaki dan Perempuan** *Both sexes* | | | | | | | | |
| **0** | 0.00840 | 840 | 0.00847 | 100,000 | 99,223 | 0.99172 [a] | 7,259,754 | 72.6 |
| **1** | 0.00000 | - | 0.00000 | 99,160 | 396,639 | 0.99987 [b] | 7,160,532 | 72.2 |
| **5** | 0.00000 | - | 0.00000 | 99,160 | 495,798 | 0.99908 | 6,763,893 | 68.2 |
| **10** | 0.00183 | 182 | 0.00037 | 99,160 | 495,344 | 0.99827 | 6,268,095 | 63.2 |
| **15** | 0.00163 | 161 | 0.00033 | 98,978 | 494,487 | 0.99696 | 5,772,750 | 58.3 |
| **20** | 0.00446 | 441 | 0.00089 | 98,817 | 492,983 | 0.99507 | 5,278,263 | 53.4 |
| **25** | 0.00541 | 532 | 0.00108 | 98,376 | 490,552 | 0.99254 | 4,785,279 | 48.6 |
| **30** | 0.00952 | 931 | 0.00191 | 97,844 | 486,893 | 0.99112 | 4,294,728 | 43.9 |
| **35** | 0.00824 | 798 | 0.00165 | 96,913 | 482,569 | 0.98965 | 3,807,834 | 39.3 |
| **40** | 0.01249 | 1,200 | 0.00251 | 96,115 | 477,572 | 0.98382 | 3,325,265 | 34.6 |
| **45** | 0.01992 | 1,891 | 0.00402 | 94,914 | 469,845 | 0.97254 | 2,847,693 | 30.0 |
| **50** | 0.03516 | 3,271 | 0.00716 | 93,024 | 456,942 | 0.94821 | 2,377,848 | 25.6 |
| **55** | 0.06902 | 6,195 | 0.01430 | 89,753 | 433,279 | 0.93646 | 1,920,905 | 21.4 |
| **60** | 0.05766 | 4,818 | 0.01187 | 83,558 | 405,748 | 0.93019 | 1,487,626 | 17.8 |
| **65** | 0.08272 | 6,513 | 0.01726 | 78,741 | 377,421 | 0.87504 | 1,081,878 | 13.7 |
| **70** | 0.17100 | 12,351 | 0.03740 | 72,228 | 330,260 | 0.66614 | 704,457 | 9.8 |
| **75** | 0.53030 | 31,753 | 0.14433 | 59,876 | 220,001 | 0.41207 [c] | 374,196 | 6.2 |
| **80+** | 1.00000 | 28,124 | 0.18239 | 28,124 | 154,195 | - | 154,195 | 5.5 |
| **Lelaki** *Male* | | | | | | | | |
| **0** | 0.00803 | 803 | 0.00809 | 100,000 | 99,249 | 0.99207 [a] | 7,191,345 | 71.9 |
| **1** | 0.00000 | - | 0.00000 | 99,197 | 396,787 | 0.99989 [b] | 7,092,095 | 71.5 |
| **5** | 0.00000 | - | 0.00000 | 99,197 | 495,984 | 0.99821 | 6,695,308 | 67.5 |
| **10** | 0.00357 | 355 | 0.00072 | 99,197 | 495,098 | 0.99664 | 6,199,324 | 62.5 |
| **15** | 0.00314 | 310 | 0.00063 | 98,842 | 493,435 | 0.99445 | 5,704,227 | 57.7 |
| **20** | 0.00797 | 785 | 0.00160 | 98,532 | 490,697 | 0.99197 | 5,210,791 | 52.9 |
| **25** | 0.00808 | 790 | 0.00162 | 97,747 | 486,759 | 0.99146 | 4,720,094 | 48.3 |
| **30** | 0.00900 | 873 | 0.00181 | 96,957 | 482,602 | 0.99082 | 4,233,336 | 43.7 |
| **35** | 0.00937 | 901 | 0.00188 | 96,084 | 478,169 | 0.98861 | 3,750,734 | 39.0 |
| **40** | 0.01342 | 1,277 | 0.00270 | 95,184 | 472,725 | 0.97835 | 3,272,565 | 34.4 |
| **45** | 0.02999 | 2,816 | 0.00609 | 93,906 | 462,492 | 0.96446 | 2,799,840 | 29.8 |
| **50** | 0.04127 | 3,759 | 0.00843 | 91,091 | 446,055 | 0.93543 | 2,337,348 | 25.7 |
| **55** | 0.08887 | 7,761 | 0.01860 | 87,332 | 417,254 | 0.92991 | 1,891,293 | 21.7 |
| **60** | 0.04947 | 3,936 | 0.01014 | 79,570 | 388,010 | 0.93128 | 1,474,038 | 18.5 |
| **65** | 0.08897 | 6,729 | 0.01862 | 75,634 | 361,347 | 0.88525 | 1,086,028 | 14.4 |
| **70** | 0.14304 | 9,856 | 0.03081 | 68,905 | 319,883 | 0.70696 | 724,681 | 10.5 |
| **75** | 0.46809 | 27,640 | 0.12222 | 59,049 | 226,143 | 0.44134 [c] | 404,798 | 6.9 |
| **80+** | 1.00000 | 31,409 | 0.17581 | 31,409 | 178,655 | - | 178,655 | 5.7 |
| **Perempuan** *Female* | | | | | | | | |
| **0** | 0.00881 | 881 | 0.00888 | 100,000 | 99,186 | 0.99132 [a] | 7,335,174 | 73.4 |
| **1** | 0.00000 | - | 0.00000 | 99,119 | 396,476 | 0.99986 [b] | 7,235,988 | 73.0 |
| **5** | 0.00000 | - | 0.00000 | 99,119 | 495,595 | 1.00000 | 6,839,512 | 69.0 |
| **10** | 0.00000 | - | 0.00000 | 99,119 | 495,595 | 1.00000 | 6,343,918 | 64.0 |
| **15** | 0.00000 | - | 0.00000 | 99,119 | 495,595 | 1.00000 | 5,848,323 | 59.0 |
| **20** | 0.00000 | - | 0.00000 | 99,119 | 495,595 | 0.99909 | 5,352,728 | 54.0 |
| **25** | 0.00181 | 180 | 0.00036 | 99,119 | 495,146 | 0.99394 | 4,857,134 | 49.0 |
| **30** | 0.01031 | 1,020 | 0.00207 | 98,939 | 492,147 | 0.99172 | 4,361,988 | 44.1 |
| **35** | 0.00623 | 610 | 0.00125 | 97,919 | 488,072 | 0.99147 | 3,869,841 | 39.5 |
| **40** | 0.01083 | 1,054 | 0.00218 | 97,309 | 483,911 | 0.99100 | 3,381,770 | 34.8 |
| **45** | 0.00714 | 687 | 0.00143 | 96,255 | 479,557 | 0.98259 | 2,897,859 | 30.1 |
| **50** | 0.02776 | 2,653 | 0.00563 | 95,568 | 471,207 | 0.96409 | 2,418,302 | 25.3 |
| **55** | 0.04429 | 4,115 | 0.00906 | 92,915 | 454,286 | 0.94307 | 1,947,095 | 21.0 |
| **60** | 0.07016 | 6,230 | 0.01454 | 88,800 | 428,424 | 0.92668 | 1,492,808 | 16.8 |
| **65** | 0.07673 | 6,335 | 0.01596 | 82,570 | 397,012 | 0.86010 | 1,064,384 | 12.9 |
| **70** | 0.20833 | 15,882 | 0.04651 | 76,235 | 341,468 | 0.60927 | 667,372 | 8.8 |
| **75** | 0.62112 | 37,486 | 0.18018 | 60,352 | 208,047 | 0.36163 [c] | 325,904 | 5.4 |
| **80+** | 1.00000 | 22,866 | 0.19402 | 22,866 | 117,857 | - | 117,857 | 5.2 |

**Nota:** *Notes:*
[a] **Daripada umur 0 hingga kumpulan umur 1-4** *From age of 0 to age group 1-4*
[b] **Daripada umur 0, kumpulan umur 1-4 hingga kumpulan umur 5-9** *From age of 0, age group 1-4 to age group 5-9*
[c] **Daripada umur 75 hingga 80+** *From age of 75 to 80+*

**Jadual 3.11.24: Jadual hayat ringkas mengikut jantina dan umur, Miri, Sarawak, 2024**
*Table 3.11.24: Abridged life table by sex and age, Miri, Sarawak, 2024*

| **Umur** *Age* | **Kebarangkalian mati di antara umur x dan umur x+n** *Probability of dying between age x and age x+n* | **Bilangan kematian di antara umur x dan umur x+n** *Number of deaths between age x and age x+n* | **Kadar tengah mortaliti di antara umur x dan umur x+n** *Central mortality rate between age x and age x+n* | **Penakat (orang yang masih hidup) pada umur tepat x** *Survivors at exact age x* | **Bilangan orang hidup-tahun di antara umur x dan umur x+n** *Number of person-years lived between age x and age x+n* | **Nisbah ketakatan** *Survival ratio* | **Jumlah bilangan orang hidup-tahun selepas umur tepat x** *Total number of person-years lived after exact age x* | **Jangkaan hayat** *Life expectancy* |
|---|---|---|---|---|---|---|---|---|
| **x** | $_nq_x$ | $_nd_x$ | $_nm_x$ | $l_x$ | $_nL_x$ | $_nS_x$ | $T_x$ | $e_x$ |
| **Lelaki dan Perempuan** *Both sexes* | | | | | | | | |
| **0** | 0.00872 | 872 | 0.00879 | 100,000 | 99,195 | 0.99025 [a] | 7,521,343 | 75.2 |
| **1** | 0.00236 | 234 | 0.00059 | 99,128 | 395,930 | 0.99808 [b] | 7,422,148 | 74.9 |
| **5** | 0.00120 | 118 | 0.00024 | 98,894 | 494,176 | 0.99883 | 7,026,218 | 71.0 |
| **10** | 0.00114 | 113 | 0.00023 | 98,776 | 493,597 | 0.99788 | 6,532,042 | 66.1 |
| **15** | 0.00309 | 305 | 0.00062 | 98,663 | 492,552 | 0.99682 | 6,038,445 | 61.2 |
| **20** | 0.00326 | 321 | 0.00065 | 98,358 | 490,988 | 0.99609 | 5,545,893 | 56.4 |
| **25** | 0.00456 | 447 | 0.00091 | 98,037 | 489,069 | 0.99480 | 5,054,904 | 51.6 |
| **30** | 0.00585 | 570 | 0.00117 | 97,590 | 486,525 | 0.99183 | 4,565,836 | 46.8 |
| **35** | 0.01052 | 1,020 | 0.00211 | 97,020 | 482,548 | 0.98811 | 4,079,311 | 42.0 |
| **40** | 0.01327 | 1,274 | 0.00267 | 95,999 | 476,812 | 0.98327 | 3,596,763 | 37.5 |
| **45** | 0.02024 | 1,918 | 0.00409 | 94,725 | 468,832 | 0.97381 | 3,119,951 | 32.9 |
| **50** | 0.03226 | 2,994 | 0.00656 | 92,808 | 456,553 | 0.95962 | 2,651,119 | 28.6 |
| **55** | 0.04877 | 4,381 | 0.01000 | 89,814 | 438,117 | 0.94931 | 2,194,566 | 24.4 |
| **60** | 0.05270 | 4,503 | 0.01083 | 85,433 | 415,909 | 0.93088 | 1,756,449 | 20.6 |
| **65** | 0.08644 | 6,996 | 0.01807 | 80,930 | 387,162 | 0.89097 | 1,340,540 | 16.6 |
| **70** | 0.13375 | 9,888 | 0.02867 | 73,934 | 344,952 | 0.81530 | 953,378 | 12.9 |
| **75** | 0.24352 | 15,596 | 0.05546 | 64,046 | 281,240 | 0.53776 [c] | 608,426 | 9.5 |
| **80+** | 1.00000 | 48,450 | 0.14808 | 48,450 | 327,187 | - | 327,187 | 6.8 |
| **Lelaki** *Male* | | | | | | | | |
| **0** | 0.00817 | 817 | 0.00823 | 100,000 | 99,237 | 0.99087 [a] | 7,313,228 | 73.1 |
| **1** | 0.00227 | 225 | 0.00057 | 99,183 | 396,199 | 0.99786 [b] | 7,213,991 | 72.7 |
| **5** | 0.00168 | 166 | 0.00034 | 98,958 | 494,375 | 0.99862 | 6,817,792 | 68.9 |
| **10** | 0.00108 | 107 | 0.00022 | 98,792 | 493,694 | 0.99739 | 6,323,417 | 64.0 |
| **15** | 0.00415 | 409 | 0.00083 | 98,685 | 492,404 | 0.99571 | 5,829,723 | 59.1 |
| **20** | 0.00443 | 436 | 0.00089 | 98,276 | 490,291 | 0.99449 | 5,337,319 | 54.3 |
| **25** | 0.00660 | 646 | 0.00132 | 97,841 | 487,588 | 0.99298 | 4,847,028 | 49.5 |
| **30** | 0.00744 | 723 | 0.00149 | 97,195 | 484,165 | 0.98932 | 4,359,440 | 44.9 |
| **35** | 0.01394 | 1,345 | 0.00281 | 96,471 | 478,995 | 0.98407 | 3,875,275 | 40.2 |
| **40** | 0.01796 | 1,708 | 0.00362 | 95,127 | 471,364 | 0.97761 | 3,396,280 | 35.7 |
| **45** | 0.02691 | 2,514 | 0.00545 | 93,419 | 460,810 | 0.96752 | 2,924,916 | 31.3 |
| **50** | 0.03821 | 3,473 | 0.00779 | 90,905 | 445,842 | 0.95015 | 2,464,106 | 27.1 |
| **55** | 0.06196 | 5,417 | 0.01279 | 87,432 | 423,616 | 0.93766 | 2,018,264 | 23.1 |
| **60** | 0.06274 | 5,146 | 0.01295 | 82,015 | 397,209 | 0.91531 | 1,594,648 | 19.4 |
| **65** | 0.10812 | 8,311 | 0.02286 | 76,869 | 363,568 | 0.86552 | 1,197,439 | 15.6 |
| **70** | 0.16403 | 11,246 | 0.03574 | 68,558 | 314,677 | 0.79192 | 833,871 | 12.2 |
| **75** | 0.26078 | 14,946 | 0.05998 | 57,313 | 249,197 | 0.52003 [c] | 519,194 | 9.1 |
| **80+** | 1.00000 | 42,366 | 0.15691 | 42,366 | 269,997 | - | 269,997 | 6.4 |
| **Perempuan** *Female* | | | | | | | | |
| **0** | 0.00936 | 936 | 0.00944 | 100,000 | 99,137 | 0.98957 [a] | 7,767,518 | 77.7 |
| **1** | 0.00246 | 244 | 0.00062 | 99,064 | 395,649 | 0.99828 [b] | 7,668,381 | 77.4 |
| **5** | 0.00068 | 67 | 0.00014 | 98,820 | 493,934 | 0.99905 | 7,272,733 | 73.6 |
| **10** | 0.00122 | 120 | 0.00024 | 98,753 | 493,466 | 0.99846 | 6,778,799 | 68.6 |
| **15** | 0.00186 | 183 | 0.00037 | 98,633 | 492,707 | 0.99817 | 6,285,333 | 63.7 |
| **20** | 0.00179 | 177 | 0.00036 | 98,450 | 491,807 | 0.99803 | 5,792,626 | 58.8 |
| **25** | 0.00214 | 211 | 0.00043 | 98,273 | 490,838 | 0.99688 | 5,300,820 | 53.9 |
| **30** | 0.00409 | 401 | 0.00082 | 98,062 | 489,308 | 0.99462 | 4,809,981 | 49.1 |
| **35** | 0.00668 | 652 | 0.00134 | 97,661 | 486,674 | 0.99256 | 4,320,673 | 44.2 |
| **40** | 0.00821 | 797 | 0.00165 | 97,009 | 483,052 | 0.98912 | 3,833,998 | 39.5 |
| **45** | 0.01357 | 1,306 | 0.00273 | 96,212 | 477,795 | 0.97998 | 3,350,947 | 34.8 |
| **50** | 0.02655 | 2,520 | 0.00538 | 94,906 | 468,231 | 0.96891 | 2,873,151 | 30.3 |
| **55** | 0.03575 | 3,303 | 0.00728 | 92,386 | 453,675 | 0.96113 | 2,404,921 | 26.0 |
| **60** | 0.04212 | 3,752 | 0.00860 | 89,084 | 436,038 | 0.94752 | 1,951,246 | 21.9 |
| **65** | 0.06329 | 5,401 | 0.01307 | 85,332 | 413,157 | 0.91924 | 1,515,208 | 17.8 |
| **70** | 0.09941 | 7,946 | 0.02092 | 79,931 | 379,791 | 0.84133 | 1,102,051 | 13.8 |
| **75** | 0.22448 | 16,159 | 0.05057 | 71,985 | 319,527 | 0.55760 [c] | 722,261 | 10.0 |
| **80+** | 1.00000 | 55,826 | 0.13862 | 55,826 | 402,733 | - | 402,733 | 7.2 |

**Nota:** *Notes:*
[a] **Daripada umur 0 hingga kumpulan umur 1-4** *From age of 0 to age group 1-4*
[b] **Daripada umur 0, kumpulan umur 1-4 hingga kumpulan umur 5-9** *From age of 0, age group 1-4 to age group 5-9*
[c] **Daripada umur 75 hingga 80+** *From age of 75 to 80+*

**Jadual 3.11.25: Jadual hayat ringkas mengikut jantina dan umur, Marudi, Sarawak, 2024**
*Table 3.11.25: Abridged life table by sex and age, Marudi, Sarawak, 2024*

| **Umur** *Age* | **Kebarangkalian mati di antara umur x dan umur x+n** *Probability of dying between age x and age x+n* | **Bilangan kematian di antara umur x dan umur x+n** *Number of deaths between age x and age x+n* | **Kadar tengah mortaliti di antara umur x dan umur x+n** *Central mortality rate between age x and age x+n* | **Penakat (orang yang masih hidup) pada umur tepat x** *Survivors at exact age x* | **Bilangan orang hidup-tahun di antara umur x dan umur x+n** *Number of person-years lived between age x and age x+n* | **Nisbah ketakatan** *Survival ratio* | **Jumlah bilangan orang hidup-tahun selepas umur tepat x** *Total number of person-years lived after exact age x* | **Jangkaan hayat** *Life expectancy* |
|---|---|---|---|---|---|---|---|---|
| **x** | $_nq_x$ | $_nd_x$ | $_nm_x$ | $l_x$ | $_nL_x$ | $_nS_x$ | $T_x$ | $e_x$ |
| **Lelaki dan Perempuan** *Both sexes* | | | | | | | | |
| **0** | 0.01089 | 1,089 | 0.01100 | 100,000 | 99,001 | 0.98861 [a] | 6,965,840 | 69.7 |
| **1** | 0.00136 | 134 | 0.00034 | 98,911 | 395,307 | 0.99914 [b] | 6,866,839 | 69.4 |
| **5** | 0.00000 | - | 0.00000 | 98,776 | 493,880 | 0.99779 | 6,471,533 | 65.5 |
| **10** | 0.00442 | 436 | 0.00089 | 98,776 | 492,789 | 0.99611 | 5,977,652 | 60.5 |
| **15** | 0.00337 | 331 | 0.00067 | 98,340 | 490,871 | 0.99679 | 5,484,863 | 55.8 |
| **20** | 0.00304 | 298 | 0.00061 | 98,009 | 489,297 | 0.99246 | 4,993,992 | 51.0 |
| **25** | 0.01205 | 1,178 | 0.00243 | 97,710 | 485,607 | 0.98933 | 4,504,695 | 46.1 |
| **30** | 0.00927 | 895 | 0.00186 | 96,533 | 480,425 | 0.99081 | 4,019,088 | 41.6 |
| **35** | 0.00910 | 870 | 0.00183 | 95,637 | 476,012 | 0.98456 | 3,538,663 | 37.0 |
| **40** | 0.02183 | 2,069 | 0.00442 | 94,767 | 468,664 | 0.96978 | 3,062,651 | 32.3 |
| **45** | 0.03879 | 3,596 | 0.00791 | 92,698 | 454,501 | 0.95524 | 2,593,987 | 28.0 |
| **50** | 0.05097 | 4,541 | 0.01046 | 89,102 | 434,157 | 0.93256 | 2,139,487 | 24.0 |
| **55** | 0.08480 | 7,171 | 0.01771 | 84,561 | 404,876 | 0.90142 | 1,705,330 | 20.2 |
| **60** | 0.11364 | 8,794 | 0.02410 | 77,390 | 364,964 | 0.87457 | 1,300,453 | 16.8 |
| **65** | 0.13873 | 9,517 | 0.02982 | 68,596 | 319,186 | 0.84644 | 935,490 | 13.6 |
| **70** | 0.17078 | 10,089 | 0.03734 | 59,079 | 270,171 | 0.71275 | 616,303 | 10.4 |
| **75** | 0.42770 | 20,953 | 0.10881 | 48,990 | 192,566 | 0.44366 [c] | 346,132 | 7.1 |
| **80+** | 1.00000 | 28,037 | 0.18257 | 28,037 | 153,566 | - | 153,566 | 5.5 |
| **Lelaki** *Male* | | | | | | | | |
| **0** | 0.01403 | 1,403 | 0.01421 | 100,000 | 98,714 | 0.98492 [a] | 6,749,111 | 67.5 |
| **1** | 0.00274 | 270 | 0.00069 | 98,597 | 393,744 | 0.99833 [b] | 6,650,398 | 67.4 |
| **5** | 0.00000 | - | 0.00000 | 98,327 | 491,637 | 1.00000 | 6,256,653 | 63.6 |
| **10** | 0.00000 | - | 0.00000 | 98,327 | 491,637 | 0.99760 | 5,765,016 | 58.6 |
| **15** | 0.00480 | 472 | 0.00096 | 98,327 | 490,457 | 0.99666 | 5,273,380 | 53.6 |
| **20** | 0.00186 | 182 | 0.00037 | 97,855 | 488,820 | 0.99083 | 4,782,923 | 48.9 |
| **25** | 0.01648 | 1,610 | 0.00332 | 97,673 | 484,340 | 0.98455 | 4,294,103 | 44.0 |
| **30** | 0.01441 | 1,384 | 0.00290 | 96,063 | 476,855 | 0.98752 | 3,809,763 | 39.7 |
| **35** | 0.01053 | 997 | 0.00212 | 94,679 | 470,902 | 0.98185 | 3,332,908 | 35.2 |
| **40** | 0.02584 | 2,421 | 0.00524 | 93,682 | 462,357 | 0.95993 | 2,862,006 | 30.6 |
| **45** | 0.05467 | 4,990 | 0.01124 | 91,261 | 443,831 | 0.93494 | 2,399,649 | 26.3 |
| **50** | 0.07605 | 6,561 | 0.01581 | 86,271 | 414,956 | 0.91224 | 1,955,817 | 22.7 |
| **55** | 0.10044 | 8,006 | 0.02115 | 79,711 | 378,538 | 0.89869 | 1,540,862 | 19.3 |
| **60** | 0.10228 | 7,334 | 0.02156 | 71,705 | 340,188 | 0.86302 | 1,162,323 | 16.2 |
| **65** | 0.17563 | 11,305 | 0.03851 | 64,370 | 293,589 | 0.82011 | 822,136 | 12.8 |
| **70** | 0.18507 | 9,821 | 0.04079 | 53,065 | 240,774 | 0.69173 | 528,547 | 10.0 |
| **75** | 0.45946 | 19,869 | 0.11930 | 43,244 | 166,550 | 0.42125 [c] | 287,773 | 6.7 |
| **80+** | 1.00000 | 23,375 | 0.19283 | 23,375 | 121,224 | - | 121,224 | 5.2 |
| **Perempuan** *Female* | | | | | | | | |
| **0** | 0.00699 | 699 | 0.00704 | 100,000 | 99,350 | 0.99311 [a] | 7,227,255 | 72.3 |
| **1** | 0.00000 | - | 0.00000 | 99,301 | 397,203 | 0.99990 [b] | 7,127,905 | 71.8 |
| **5** | 0.00000 | - | 0.00000 | 99,301 | 496,503 | 0.99532 | 6,730,702 | 67.8 |
| **10** | 0.00936 | 929 | 0.00188 | 99,301 | 494,180 | 0.99441 | 6,234,198 | 62.8 |
| **15** | 0.00178 | 175 | 0.00036 | 98,371 | 491,420 | 0.99689 | 5,740,018 | 58.4 |
| **20** | 0.00445 | 437 | 0.00089 | 98,197 | 489,891 | 0.99467 | 5,248,598 | 53.4 |
| **25** | 0.00621 | 607 | 0.00125 | 97,760 | 487,282 | 0.99556 | 4,758,707 | 48.7 |
| **30** | 0.00265 | 258 | 0.00053 | 97,153 | 485,119 | 0.99497 | 4,271,426 | 44.0 |
| **35** | 0.00741 | 718 | 0.00149 | 96,895 | 482,678 | 0.98812 | 3,786,307 | 39.1 |
| **40** | 0.01639 | 1,576 | 0.00331 | 96,177 | 476,942 | 0.97915 | 3,303,629 | 34.3 |
| **45** | 0.02539 | 2,402 | 0.00514 | 94,600 | 466,997 | 0.97630 | 2,826,687 | 29.9 |
| **50** | 0.02198 | 2,026 | 0.00444 | 92,199 | 455,927 | 0.95608 | 2,359,690 | 25.6 |
| **55** | 0.06635 | 5,983 | 0.01373 | 90,172 | 435,904 | 0.90451 | 1,903,762 | 21.1 |
| **60** | 0.12670 | 10,667 | 0.02705 | 84,189 | 394,280 | 0.88528 | 1,467,858 | 17.4 |
| **65** | 0.10101 | 7,427 | 0.02128 | 73,523 | 349,048 | 0.87261 | 1,073,578 | 14.6 |
| **70** | 0.15674 | 10,360 | 0.03401 | 66,096 | 304,581 | 0.73397 | 724,530 | 11.0 |
| **75** | 0.39563 | 22,051 | 0.09864 | 55,736 | 223,554 | 0.46766 [c] | 419,949 | 7.5 |
| **80+** | 1.00000 | 33,685 | 0.17152 | 33,685 | 196,395 | - | 196,395 | 5.8 |

**Nota:** *Notes:*
[a] **Daripada umur 0 hingga kumpulan umur 1-4** *From age of 0 to age group 1-4*
[b] **Daripada umur 0, kumpulan umur 1-4 hingga kumpulan umur 5-9** *From age of 0, age group 1-4 to age group 5-9*
[c] **Daripada umur 75 hingga 80+** *From age of 75 to 80+*

**Jadual 3.11.26: Jadual hayat ringkas mengikut jantina dan umur, Limbang, Sarawak, 2024**
*Table 3.11.26: Abridged life table by sex and age, Limbang, Sarawak, 2024*

| **Umur** *Age* | **Kebarangkalian mati di antara umur x dan umur x+n** *Probability of dying between age x and age x+n* | **Bilangan kematian di antara umur x dan umur x+n** *Number of deaths between age x and age x+n* | **Kadar tengah mortaliti di antara umur x dan umur x+n** *Central mortality rate between age x and age x+n* | **Penakat (orang yang masih hidup) pada umur tepat x** *Survivors at exact age x* | **Bilangan orang hidup-tahun di antara umur x dan umur x+n** *Number of person-years lived between age x and age x+n* | **Nisbah ketakatan** *Survival ratio* | **Jumlah bilangan orang hidup-tahun selepas umur tepat x** *Total number of person-years lived after exact age x* | **Jangkaan hayat** *Life expectancy* |
|---|---|---|---|---|---|---|---|---|
| **x** | $_nq_x$ | $_nd_x$ | $_nm_x$ | $l_x$ | $_nL_x$ | $_nS_x$ | $T_x$ | $e_x$ |
| **Lelaki dan Perempuan** *Both sexes* | | | | | | | | |
| **0** | 0.01013 | 1,013 | 0.01023 | 100,000 | 99,068 | 0.98979 [a] | 7,367,416 | 73.7 |
| **1** | 0.00048 | 48 | 0.00012 | 98,987 | 395,828 | 0.99888 [b] | 7,268,347 | 73.4 |
| **5** | 0.00143 | 142 | 0.00029 | 98,939 | 494,340 | 0.99820 | 6,872,519 | 69.5 |
| **10** | 0.00218 | 215 | 0.00044 | 98,797 | 493,449 | 0.99754 | 6,378,179 | 64.6 |
| **15** | 0.00274 | 270 | 0.00055 | 98,582 | 492,237 | 0.99692 | 5,884,730 | 59.7 |
| **20** | 0.00343 | 337 | 0.00069 | 98,312 | 490,719 | 0.99497 | 5,392,493 | 54.9 |
| **25** | 0.00664 | 650 | 0.00133 | 97,975 | 488,250 | 0.99242 | 4,901,774 | 50.0 |
| **30** | 0.00854 | 831 | 0.00171 | 97,325 | 484,548 | 0.99023 | 4,413,524 | 45.3 |
| **35** | 0.01102 | 1,063 | 0.00222 | 96,494 | 479,813 | 0.98473 | 3,928,976 | 40.7 |
| **40** | 0.01956 | 1,867 | 0.00395 | 95,431 | 472,488 | 0.97541 | 3,449,163 | 36.1 |
| **45** | 0.02971 | 2,780 | 0.00603 | 93,564 | 460,871 | 0.96472 | 2,976,675 | 31.8 |
| **50** | 0.04101 | 3,723 | 0.00837 | 90,784 | 444,612 | 0.95278 | 2,515,805 | 27.7 |
| **55** | 0.05370 | 4,675 | 0.01104 | 87,061 | 423,615 | 0.94356 | 2,071,193 | 23.8 |
| **60** | 0.05933 | 4,888 | 0.01223 | 82,385 | 399,708 | 0.92061 | 1,647,577 | 20.0 |
| **65** | 0.10072 | 7,806 | 0.02121 | 77,498 | 367,974 | 0.87119 | 1,247,870 | 16.1 |
| **70** | 0.16005 | 11,154 | 0.03480 | 69,692 | 320,574 | 0.81157 | 879,895 | 12.6 |
| **75** | 0.22222 | 13,008 | 0.05000 | 58,538 | 260,167 | 0.53485 [c] | 559,321 | 9.6 |
| **80+** | 1.00000 | 45,529 | 0.15219 | 45,529 | 299,154 | - | 299,154 | 6.6 |
| **Lelaki** *Male* | | | | | | | | |
| **0** | 0.00936 | 936 | 0.00944 | 100,000 | 99,129 | 0.99033 [a] | 7,099,500 | 71.0 |
| **1** | 0.00094 | 93 | 0.00023 | 99,064 | 396,036 | 0.99797 [b] | 7,000,371 | 70.7 |
| **5** | 0.00282 | 279 | 0.00056 | 98,971 | 494,159 | 0.99732 | 6,604,336 | 66.7 |
| **10** | 0.00254 | 251 | 0.00051 | 98,692 | 492,834 | 0.99612 | 6,110,177 | 61.9 |
| **15** | 0.00523 | 514 | 0.00105 | 98,441 | 490,921 | 0.99534 | 5,617,342 | 57.1 |
| **20** | 0.00409 | 400 | 0.00082 | 97,927 | 488,634 | 0.99364 | 5,126,422 | 52.3 |
| **25** | 0.00865 | 843 | 0.00174 | 97,527 | 485,525 | 0.98997 | 4,637,787 | 47.6 |
| **30** | 0.01142 | 1,104 | 0.00230 | 96,683 | 480,657 | 0.98627 | 4,152,262 | 42.9 |
| **35** | 0.01607 | 1,536 | 0.00324 | 95,580 | 474,058 | 0.98146 | 3,671,605 | 38.4 |
| **40** | 0.02105 | 1,980 | 0.00426 | 94,044 | 465,269 | 0.96703 | 3,197,547 | 34.0 |
| **45** | 0.04515 | 4,157 | 0.00924 | 92,064 | 449,927 | 0.94752 | 2,732,278 | 29.7 |
| **50** | 0.06014 | 5,287 | 0.01240 | 87,907 | 426,317 | 0.93415 | 2,282,351 | 26.0 |
| **55** | 0.07192 | 5,942 | 0.01492 | 82,620 | 398,244 | 0.92969 | 1,856,033 | 22.5 |
| **60** | 0.06858 | 5,258 | 0.01420 | 76,678 | 370,242 | 0.90782 | 1,457,790 | 19.0 |
| **65** | 0.11752 | 8,393 | 0.02497 | 71,419 | 336,113 | 0.85049 | 1,087,548 | 15.2 |
| **70** | 0.18576 | 11,708 | 0.04096 | 63,026 | 285,861 | 0.78944 | 751,434 | 11.9 |
| **75** | 0.24102 | 12,369 | 0.05481 | 51,318 | 225,670 | 0.51529 [c] | 465,573 | 9.1 |
| **80+** | 1.00000 | 38,949 | 0.16235 | 38,949 | 239,903 | - | 239,903 | 6.2 |
| **Perempuan** *Female* | | | | | | | | |
| **0** | 0.01094 | 1,094 | 0.01105 | 100,000 | 98,997 | 0.98924 [a] | 7,680,235 | 76.8 |
| **1** | 0.00000 | - | 0.00000 | 98,906 | 395,624 | 0.99982 [b] | 7,581,239 | 76.7 |
| **5** | 0.00000 | - | 0.00000 | 98,906 | 494,530 | 0.99911 | 7,185,615 | 72.7 |
| **10** | 0.00179 | 177 | 0.00036 | 98,906 | 494,087 | 0.99910 | 6,691,085 | 67.7 |
| **15** | 0.00000 | - | 0.00000 | 98,729 | 493,645 | 0.99865 | 6,196,998 | 62.8 |
| **20** | 0.00271 | 267 | 0.00054 | 98,729 | 492,977 | 0.99647 | 5,703,353 | 57.8 |
| **25** | 0.00436 | 429 | 0.00087 | 98,462 | 491,237 | 0.99506 | 5,210,376 | 52.9 |
| **30** | 0.00552 | 541 | 0.00111 | 98,033 | 488,812 | 0.99440 | 4,719,139 | 48.1 |
| **35** | 0.00567 | 553 | 0.00114 | 97,492 | 486,077 | 0.98819 | 4,230,327 | 43.4 |
| **40** | 0.01799 | 1,744 | 0.00363 | 96,939 | 480,335 | 0.98386 | 3,744,251 | 38.6 |
| **45** | 0.01427 | 1,358 | 0.00287 | 95,195 | 472,581 | 0.98219 | 3,263,916 | 34.3 |
| **50** | 0.02140 | 2,008 | 0.00433 | 93,837 | 464,166 | 0.97167 | 2,791,335 | 29.7 |
| **55** | 0.03541 | 3,252 | 0.00721 | 91,829 | 451,017 | 0.95775 | 2,327,168 | 25.3 |
| **60** | 0.04935 | 4,371 | 0.01012 | 88,577 | 431,960 | 0.93518 | 1,876,151 | 21.2 |
| **65** | 0.08110 | 6,829 | 0.01691 | 84,206 | 403,960 | 0.89450 | 1,444,192 | 17.2 |
| **70** | 0.13206 | 10,218 | 0.02828 | 77,377 | 361,341 | 0.83430 | 1,040,232 | 13.4 |
| **75** | 0.20446 | 13,731 | 0.04555 | 67,159 | 301,467 | 0.55594 [c] | 678,891 | 10.1 |
| **80+** | 1.00000 | 53,428 | 0.14156 | 53,428 | 377,425 | - | 377,425 | 7.1 |

**Nota:** *Notes:*
[a] **Daripada umur 0 hingga kumpulan umur 1-4** *From age of 0 to age group 1-4*
[b] **Daripada umur 0, kumpulan umur 1-4 hingga kumpulan umur 5-9** *From age of 0, age group 1-4 to age group 5-9*
[c] **Daripada umur 75 hingga 80+** *From age of 75 to 80+*

**Jadual 3.11.27: Jadual hayat ringkas mengikut jantina dan umur, Lawas, Sarawak, 2024**
*Table 3.11.27: Abridged life table by sex and age, Lawas, Sarawak, 2024*

| **Umur** *Age* | **Kebarangkalian mati di antara umur x dan umur x+n** *Probability of dying between age x and age x+n* | **Bilangan kematian di antara umur x dan umur x+n** *Number of deaths between age x and age x+n* | **Kadar tengah mortaliti di antara umur x dan umur x+n** *Central mortality rate between age x and age x+n* | **Penakat (orang yang masih hidup) pada umur tepat x** *Survivors at exact age x* | **Bilangan orang hidup-tahun di antara umur x dan umur x+n** *Number of person-years lived between age x and age x+n* | **Nisbah ketakatan** *Survival ratio* | **Jumlah bilangan orang hidup-tahun selepas umur tepat x** *Total number of person-years lived after exact age x* | **Jangkaan hayat** *Life expectancy* |
|---|---|---|---|---|---|---|---|---|
| **x** | $_nq_x$ | $_nd_x$ | $_nm_x$ | $l_x$ | $_nL_x$ | $_nS_x$ | $T_x$ | $e_x$ |
| **Lelaki dan Perempuan** *Both sexes* | | | | | | | | |
| **0** | 0.00474 | 474 | 0.00476 | 100,000 | 99,557 | 0.99405 [a] | 7,350,893 | 73.5 |
| **1** | 0.00258 | 257 | 0.00065 | 99,526 | 397,468 | 0.99704 [b] | 7,251,336 | 72.9 |
| **5** | 0.00320 | 317 | 0.00064 | 99,270 | 495,555 | 0.99762 | 6,853,869 | 69.0 |
| **10** | 0.00157 | 155 | 0.00031 | 98,952 | 494,373 | 0.99727 | 6,358,314 | 64.3 |
| **15** | 0.00390 | 385 | 0.00078 | 98,797 | 493,022 | 0.99545 | 5,863,941 | 59.4 |
| **20** | 0.00520 | 512 | 0.00104 | 98,412 | 490,780 | 0.99533 | 5,370,919 | 54.6 |
| **25** | 0.00415 | 406 | 0.00083 | 97,900 | 488,486 | 0.99304 | 4,880,138 | 49.8 |
| **30** | 0.00979 | 954 | 0.00197 | 97,494 | 485,085 | 0.98660 | 4,391,652 | 45.0 |
| **35** | 0.01705 | 1,646 | 0.00344 | 96,540 | 478,583 | 0.98077 | 3,906,567 | 40.5 |
| **40** | 0.02144 | 2,034 | 0.00433 | 94,893 | 469,381 | 0.97602 | 3,427,984 | 36.1 |
| **45** | 0.02657 | 2,468 | 0.00539 | 92,859 | 458,125 | 0.96532 | 2,958,604 | 31.9 |
| **50** | 0.04300 | 3,887 | 0.00879 | 90,391 | 442,239 | 0.95180 | 2,500,478 | 27.7 |
| **55** | 0.05363 | 4,640 | 0.01102 | 86,504 | 420,923 | 0.93988 | 2,058,240 | 23.8 |
| **60** | 0.06697 | 5,482 | 0.01386 | 81,865 | 395,619 | 0.91359 | 1,637,317 | 20.0 |
| **65** | 0.10724 | 8,191 | 0.02266 | 76,383 | 361,435 | 0.88719 | 1,241,698 | 16.3 |
| **70** | 0.11905 | 8,118 | 0.02532 | 68,191 | 320,661 | 0.82099 | 880,263 | 12.9 |
| **75** | 0.24708 | 14,843 | 0.05638 | 60,073 | 263,259 | 0.52956 [c] | 559,602 | 9.3 |
| **80+** | 1.00000 | 45,230 | 0.15263 | 45,230 | 296,344 | - | 296,344 | 6.6 |
| **Lelaki** *Male* | | | | | | | | |
| **0** | 0.00406 | 406 | 0.00407 | 100,000 | 99,616 | 0.99408 [a] | 7,053,289 | 70.5 |
| **1** | 0.00405 | 404 | 0.00102 | 99,594 | 397,425 | 0.99676 [b] | 6,953,672 | 69.8 |
| **5** | 0.00211 | 209 | 0.00042 | 99,191 | 495,430 | 0.99785 | 6,556,248 | 66.1 |
| **10** | 0.00219 | 216 | 0.00044 | 98,981 | 494,365 | 0.99612 | 6,060,818 | 61.2 |
| **15** | 0.00557 | 551 | 0.00112 | 98,765 | 492,448 | 0.99423 | 5,566,452 | 56.4 |
| **20** | 0.00596 | 586 | 0.00120 | 98,214 | 489,608 | 0.99409 | 5,074,004 | 51.7 |
| **25** | 0.00586 | 572 | 0.00117 | 97,629 | 486,714 | 0.98984 | 4,584,397 | 47.0 |
| **30** | 0.01448 | 1,406 | 0.00292 | 97,057 | 481,771 | 0.98000 | 4,097,682 | 42.2 |
| **35** | 0.02559 | 2,448 | 0.00519 | 95,651 | 472,136 | 0.97271 | 3,615,912 | 37.8 |
| **40** | 0.02902 | 2,705 | 0.00589 | 93,203 | 459,253 | 0.96676 | 3,143,776 | 33.7 |
| **45** | 0.03758 | 3,401 | 0.00766 | 90,498 | 443,988 | 0.95340 | 2,684,523 | 29.7 |
| **50** | 0.05597 | 4,875 | 0.01152 | 87,097 | 423,300 | 0.93756 | 2,240,535 | 25.7 |
| **55** | 0.06929 | 5,697 | 0.01436 | 82,223 | 396,870 | 0.92084 | 1,817,235 | 22.1 |
| **60** | 0.08975 | 6,868 | 0.01879 | 76,525 | 365,456 | 0.89287 | 1,420,365 | 18.6 |
| **65** | 0.12623 | 8,793 | 0.02695 | 69,657 | 326,303 | 0.86509 | 1,054,909 | 15.1 |
| **70** | 0.14484 | 8,816 | 0.03123 | 60,864 | 282,282 | 0.78891 | 728,606 | 12.0 |
| **75** | 0.28857 | 15,020 | 0.06744 | 52,049 | 222,694 | 0.50105 [c] | 446,324 | 8.6 |
| **80+** | 1.00000 | 37,029 | 0.16558 | 37,029 | 223,630 | - | 223,630 | 6.0 |
| **Perempuan** *Female* | | | | | | | | |
| **0** | 0.00547 | 547 | 0.00550 | 100,000 | 99,490 | 0.99409 [a] | 7,714,544 | 77.1 |
| **1** | 0.00105 | 105 | 0.00026 | 99,453 | 397,553 | 0.99725 [b] | 7,615,054 | 76.6 |
| **5** | 0.00430 | 427 | 0.00086 | 99,349 | 495,675 | 0.99734 | 7,217,501 | 72.6 |
| **10** | 0.00100 | 99 | 0.00020 | 98,921 | 494,357 | 0.99847 | 6,721,827 | 68.0 |
| **15** | 0.00205 | 203 | 0.00041 | 98,822 | 493,603 | 0.99680 | 6,227,469 | 63.0 |
| **20** | 0.00436 | 430 | 0.00087 | 98,619 | 492,022 | 0.99662 | 5,733,867 | 58.1 |
| **25** | 0.00240 | 236 | 0.00048 | 98,189 | 490,358 | 0.99642 | 5,241,845 | 53.4 |
| **30** | 0.00477 | 467 | 0.00096 | 97,954 | 488,602 | 0.99336 | 4,751,487 | 48.5 |
| **35** | 0.00852 | 831 | 0.00171 | 97,487 | 485,357 | 0.98894 | 4,262,885 | 43.7 |
| **40** | 0.01361 | 1,316 | 0.00274 | 96,656 | 479,990 | 0.98587 | 3,777,528 | 39.1 |
| **45** | 0.01466 | 1,397 | 0.00295 | 95,340 | 473,208 | 0.97843 | 3,297,538 | 34.6 |
| **50** | 0.02859 | 2,685 | 0.00580 | 93,943 | 463,001 | 0.96716 | 2,824,330 | 30.1 |
| **55** | 0.03721 | 3,396 | 0.00758 | 91,257 | 447,797 | 0.96140 | 2,361,329 | 25.9 |
| **60** | 0.04003 | 3,517 | 0.00817 | 87,861 | 430,514 | 0.93694 | 1,913,532 | 21.8 |
| **65** | 0.08704 | 7,342 | 0.01820 | 84,344 | 403,367 | 0.91082 | 1,483,018 | 17.6 |
| **70** | 0.09151 | 7,047 | 0.01918 | 77,003 | 367,396 | 0.85335 | 1,079,651 | 14.0 |
| **75** | 0.20734 | 14,504 | 0.04626 | 69,956 | 313,519 | 0.55982 [c] | 712,255 | 10.2 |
| **80+** | 1.00000 | 55,452 | 0.13907 | 55,452 | 398,736 | - | 398,736 | 7.2 |

**Nota:** *Notes:*
[a] **Daripada umur 0 hingga kumpulan umur 1-4** *From age of 0 to age group 1-4*
[b] **Daripada umur 0, kumpulan umur 1-4 hingga kumpulan umur 5-9** *From age of 0, age group 1-4 to age group 5-9*
[c] **Daripada umur 75 hingga 80+** *From age of 75 to 80+*

**Jadual 3.11.28: Jadual hayat ringkas mengikut jantina dan umur, Matu, Sarawak, 2024**
*Table 3.11.28: Abridged life table by sex and age, Matu, Sarawak, 2024*

| **Umur** *Age* | **Kebarangkalian mati di antara umur x dan umur x+n** *Probability of dying between age x and age x+n* | **Bilangan kematian di antara umur x dan umur x+n** *Number of deaths between age x and age x+n* | **Kadar tengah mortaliti di antara umur x dan umur x+n** *Central mortality rate between age x and age x+n* | **Penakat (orang yang masih hidup) pada umur tepat x** *Survivors at exact age x* | **Bilangan orang hidup-tahun di antara umur x dan umur x+n** *Number of person-years lived between age x and age x+n* | **Nisbah ketakatan** *Survival ratio* | **Jumlah bilangan orang hidup-tahun selepas umur tepat x** *Total number of person-years lived after exact age x* | **Jangkaan hayat** *Life expectancy* |
|---|---|---|---|---|---|---|---|---|
| **x** | $_nq_x$ | $_nd_x$ | $_nm_x$ | $l_x$ | $_nL_x$ | $_nS_x$ | $T_x$ | $e_x$ |
| **Lelaki dan Perempuan** *Both sexes* | | | | | | | | |
| **0** | 0.00473 | 473 | 0.00475 | 100,000 | 99,557 | 0.99360 [a] | 7,245,319 | 72.5 |
| **1** | 0.00349 | 347 | 0.00087 | 99,527 | 397,244 | 0.99732 [b] | 7,145,762 | 71.8 |
| **5** | 0.00173 | 172 | 0.00035 | 99,179 | 495,467 | 0.99768 | 6,748,518 | 68.0 |
| **10** | 0.00291 | 289 | 0.00058 | 99,008 | 494,317 | 0.99726 | 6,253,051 | 63.2 |
| **15** | 0.00257 | 253 | 0.00051 | 98,719 | 492,962 | 0.99677 | 5,758,734 | 58.3 |
| **20** | 0.00390 | 384 | 0.00078 | 98,466 | 491,369 | 0.99610 | 5,265,771 | 53.5 |
| **25** | 0.00391 | 384 | 0.00078 | 98,082 | 489,451 | 0.99439 | 4,774,402 | 48.7 |
| **30** | 0.00731 | 714 | 0.00147 | 97,698 | 486,707 | 0.99158 | 4,284,951 | 43.9 |
| **35** | 0.00954 | 925 | 0.00192 | 96,985 | 482,610 | 0.98655 | 3,798,244 | 39.2 |
| **40** | 0.01741 | 1,672 | 0.00351 | 96,059 | 476,116 | 0.98041 | 3,315,635 | 34.5 |
| **45** | 0.02181 | 2,059 | 0.00441 | 94,387 | 466,790 | 0.97253 | 2,839,518 | 30.1 |
| **50** | 0.03326 | 3,071 | 0.00676 | 92,329 | 453,966 | 0.95444 | 2,372,728 | 25.7 |
| **55** | 0.05829 | 5,203 | 0.01201 | 89,258 | 433,282 | 0.92985 | 1,918,762 | 21.5 |
| **60** | 0.08275 | 6,956 | 0.01726 | 84,055 | 402,886 | 0.90016 | 1,485,480 | 17.7 |
| **65** | 0.11848 | 9,135 | 0.02519 | 77,099 | 362,660 | 0.83318 | 1,082,595 | 14.0 |
| **70** | 0.22166 | 15,065 | 0.04986 | 67,965 | 302,162 | 0.72027 | 719,934 | 10.6 |
| **75** | 0.35435 | 18,745 | 0.08613 | 52,900 | 217,637 | 0.47906 [c] | 417,773 | 7.9 |
| **80+** | 1.00000 | 34,155 | 0.17066 | 34,155 | 200,136 | - | 200,136 | 5.9 |
| **Lelaki** *Male* | | | | | | | | |
| **0** | 0.00885 | 885 | 0.00892 | 100,000 | 99,175 | 0.98828 [a] | 7,153,744 | 71.5 |
| **1** | 0.00635 | 629 | 0.00159 | 99,115 | 394,966 | 0.99494 [b] | 7,054,569 | 71.2 |
| **5** | 0.00319 | 315 | 0.00064 | 98,486 | 491,642 | 0.99692 | 6,659,602 | 67.6 |
| **10** | 0.00297 | 292 | 0.00060 | 98,171 | 490,127 | 0.99728 | 6,167,960 | 62.8 |
| **15** | 0.00246 | 241 | 0.00049 | 97,879 | 488,795 | 0.99642 | 5,677,833 | 58.0 |
| **20** | 0.00470 | 459 | 0.00094 | 97,638 | 487,044 | 0.99541 | 5,189,039 | 53.1 |
| **25** | 0.00448 | 436 | 0.00090 | 97,179 | 484,807 | 0.99164 | 4,701,995 | 48.4 |
| **30** | 0.01226 | 1,186 | 0.00247 | 96,744 | 480,753 | 0.98783 | 4,217,188 | 43.6 |
| **35** | 0.01209 | 1,155 | 0.00243 | 95,558 | 474,900 | 0.98235 | 3,736,434 | 39.1 |
| **40** | 0.02327 | 2,197 | 0.00471 | 94,402 | 466,519 | 0.97687 | 3,261,534 | 34.5 |
| **45** | 0.02297 | 2,118 | 0.00465 | 92,205 | 455,730 | 0.97072 | 2,795,015 | 30.3 |
| **50** | 0.03574 | 3,220 | 0.00728 | 90,087 | 442,385 | 0.96167 | 2,339,285 | 26.0 |
| **55** | 0.04102 | 3,563 | 0.00838 | 86,867 | 425,429 | 0.94604 | 1,896,899 | 21.8 |
| **60** | 0.06745 | 5,619 | 0.01396 | 83,304 | 402,473 | 0.88833 | 1,471,471 | 17.7 |
| **65** | 0.15909 | 12,359 | 0.03457 | 77,685 | 357,528 | 0.83064 | 1,068,998 | 13.8 |
| **70** | 0.18156 | 11,861 | 0.03994 | 65,326 | 296,978 | 0.73382 | 711,470 | 10.9 |
| **75** | 0.36957 | 19,759 | 0.09067 | 53,465 | 217,929 | 0.47423 [c] | 414,492 | 7.8 |
| **80+** | 1.00000 | 33,706 | 0.17148 | 33,706 | 196,563 | - | 196,563 | 5.8 |
| **Perempuan** *Female* | | | | | | | | |
| **0** | 0.00000 | - | 0.00000 | 100,000 | 100,000 | 1.00000 [a] | 7,362,846 | 73.6 |
| **1** | 0.00000 | - | 0.00000 | 100,000 | 400,000 | 1.00000 [b] | 7,262,846 | 72.6 |
| **5** | 0.00000 | - | 0.00000 | 100,000 | 500,000 | 0.99857 | 6,862,846 | 68.6 |
| **10** | 0.00286 | 286 | 0.00057 | 100,000 | 499,285 | 0.99723 | 6,362,846 | 63.6 |
| **15** | 0.00268 | 267 | 0.00054 | 99,714 | 497,902 | 0.99721 | 5,863,561 | 58.8 |
| **20** | 0.00290 | 289 | 0.00058 | 99,447 | 496,512 | 0.99699 | 5,365,659 | 54.0 |
| **25** | 0.00312 | 309 | 0.00062 | 99,158 | 495,017 | 0.99844 | 4,869,147 | 49.1 |
| **30** | 0.00000 | - | 0.00000 | 98,849 | 494,245 | 0.99708 | 4,374,130 | 44.3 |
| **35** | 0.00584 | 577 | 0.00117 | 98,849 | 492,801 | 0.99213 | 3,879,885 | 39.3 |
| **40** | 0.00991 | 974 | 0.00199 | 98,272 | 488,923 | 0.98489 | 3,387,084 | 34.5 |
| **45** | 0.02037 | 1,982 | 0.00412 | 97,298 | 481,534 | 0.97457 | 2,898,161 | 29.8 |
| **50** | 0.03060 | 2,917 | 0.00622 | 95,316 | 469,287 | 0.94760 | 2,416,627 | 25.4 |
| **55** | 0.07489 | 6,920 | 0.01556 | 92,399 | 444,695 | 0.91388 | 1,947,340 | 21.1 |
| **60** | 0.09825 | 8,398 | 0.02066 | 85,479 | 406,399 | 0.90752 | 1,502,645 | 17.6 |
| **65** | 0.08609 | 6,636 | 0.01799 | 77,081 | 368,814 | 0.83329 | 1,096,246 | 14.2 |
| **70** | 0.25492 | 17,958 | 0.05843 | 70,445 | 307,329 | 0.70740 | 727,431 | 10.3 |
| **75** | 0.34318 | 18,012 | 0.08285 | 52,487 | 217,403 | 0.48250 [c] | 420,102 | 8.0 |
| **80+** | 1.00000 | 34,475 | 0.17008 | 34,475 | 202,699 | - | 202,699 | 5.9 |

**Nota:** *Notes:*
[a] **Daripada umur 0 hingga kumpulan umur 1-4** *From age of 0 to age group 1-4*
[b] **Daripada umur 0, kumpulan umur 1-4 hingga kumpulan umur 5-9** *From age of 0, age group 1-4 to age group 5-9*
[c] **Daripada umur 75 hingga 80+** *From age of 75 to 80+*

**Jadual 3.11.29: Jadual hayat ringkas mengikut jantina dan umur, Asajaya, Sarawak, 2024**
*Table 3.11.29: Abridged life table by sex and age, Asajaya, Sarawak, 2024*

| **Umur** *Age* | **Kebarangkalian mati di antara umur x dan umur x+n** *Probability of dying between age x and age x+n* | **Bilangan kematian di antara umur x dan umur x+n** *Number of deaths between age x and age x+n* | **Kadar tengah mortaliti di antara umur x dan umur x+n** *Central mortality rate between age x and age x+n* | **Penakat (orang yang masih hidup) pada umur tepat x** *Survivors at exact age x* | **Bilangan orang hidup-tahun di antara umur x dan umur x+n** *Number of person-years lived between age x and age x+n* | **Nisbah ketakatan** *Survival ratio* | **Jumlah bilangan orang hidup-tahun selepas umur tepat x** *Total number of person-years lived after exact age x* | **Jangkaan hayat** *Life expectancy* |
|---|---|---|---|---|---|---|---|---|
| **x** | $_nq_x$ | $_nd_x$ | $_nm_x$ | $l_x$ | $_nL_x$ | $_nS_x$ | $T_x$ | $e_x$ |
| **Lelaki dan Perempuan** *Both sexes* | | | | | | | | |
| **0** | 0.00382 | 382 | 0.00383 | 100,000 | 99,642 | 0.99539 [a] | 7,429,047 | 74.3 |
| **1** | 0.00170 | 169 | 0.00043 | 99,618 | 398,053 | 0.99875 [b] | 7,329,405 | 73.6 |
| **5** | 0.00070 | 69 | 0.00014 | 99,449 | 497,072 | 0.99905 | 6,931,352 | 69.7 |
| **10** | 0.00121 | 120 | 0.00024 | 99,380 | 496,597 | 0.99643 | 6,434,281 | 64.7 |
| **15** | 0.00593 | 589 | 0.00119 | 99,259 | 494,824 | 0.99456 | 5,937,683 | 59.8 |
| **20** | 0.00494 | 487 | 0.00099 | 98,670 | 492,135 | 0.99320 | 5,442,859 | 55.2 |
| **25** | 0.00867 | 851 | 0.00174 | 98,183 | 488,789 | 0.99153 | 4,950,724 | 50.4 |
| **30** | 0.00827 | 805 | 0.00166 | 97,332 | 484,649 | 0.99071 | 4,461,935 | 45.8 |
| **35** | 0.01032 | 996 | 0.00207 | 96,527 | 480,147 | 0.98448 | 3,977,286 | 41.2 |
| **40** | 0.02078 | 1,985 | 0.00420 | 95,532 | 472,694 | 0.97556 | 3,497,139 | 36.6 |
| **45** | 0.02817 | 2,635 | 0.00571 | 93,546 | 461,143 | 0.96913 | 3,024,445 | 32.3 |
| **50** | 0.03366 | 3,060 | 0.00685 | 90,911 | 446,905 | 0.96001 | 2,563,302 | 28.2 |
| **55** | 0.04653 | 4,088 | 0.00953 | 87,851 | 429,035 | 0.94251 | 2,116,397 | 24.1 |
| **60** | 0.06898 | 5,778 | 0.01429 | 83,763 | 404,370 | 0.92336 | 1,687,362 | 20.1 |
| **65** | 0.08488 | 6,619 | 0.01773 | 77,985 | 373,377 | 0.88210 | 1,282,992 | 16.5 |
| **70** | 0.15398 | 10,989 | 0.03337 | 71,366 | 329,356 | 0.81422 | 909,615 | 12.7 |
| **75** | 0.22336 | 13,486 | 0.05029 | 60,377 | 268,169 | 0.53785 [c] | 580,258 | 9.6 |
| **80+** | 1.00000 | 46,891 | 0.15025 | 46,891 | 312,090 | - | 312,090 | 6.7 |
| **Lelaki** *Male* | | | | | | | | |
| **0** | 0.00493 | 493 | 0.00495 | 100,000 | 99,535 | 0.99460 [a] | 7,242,775 | 72.4 |
| **1** | 0.00113 | 113 | 0.00028 | 99,507 | 397,764 | 0.99869 [b] | 7,143,240 | 71.8 |
| **5** | 0.00132 | 131 | 0.00026 | 99,395 | 496,646 | 0.99875 | 6,745,476 | 67.9 |
| **10** | 0.00119 | 118 | 0.00024 | 99,264 | 496,023 | 0.99609 | 6,248,830 | 63.0 |
| **15** | 0.00664 | 658 | 0.00133 | 99,146 | 494,084 | 0.99344 | 5,752,807 | 58.0 |
| **20** | 0.00648 | 638 | 0.00130 | 98,488 | 490,844 | 0.99172 | 5,258,723 | 53.4 |
| **25** | 0.01010 | 988 | 0.00203 | 97,850 | 486,780 | 0.98779 | 4,767,879 | 48.7 |
| **30** | 0.01435 | 1,390 | 0.00289 | 96,862 | 480,834 | 0.98643 | 4,281,099 | 44.2 |
| **35** | 0.01277 | 1,219 | 0.00257 | 95,472 | 474,310 | 0.98230 | 3,800,265 | 39.8 |
| **40** | 0.02268 | 2,138 | 0.00459 | 94,252 | 465,916 | 0.97107 | 3,325,956 | 35.3 |
| **45** | 0.03532 | 3,254 | 0.00719 | 92,114 | 452,437 | 0.96493 | 2,860,039 | 31.0 |
| **50** | 0.03481 | 3,093 | 0.00709 | 88,861 | 436,570 | 0.95232 | 2,407,602 | 27.1 |
| **55** | 0.06101 | 5,232 | 0.01259 | 85,767 | 415,756 | 0.93064 | 1,971,032 | 23.0 |
| **60** | 0.07827 | 6,303 | 0.01629 | 80,535 | 386,918 | 0.91445 | 1,555,275 | 19.3 |
| **65** | 0.09346 | 6,938 | 0.01961 | 74,232 | 353,816 | 0.86636 | 1,168,358 | 15.7 |
| **70** | 0.17796 | 11,975 | 0.03907 | 67,294 | 306,533 | 0.79229 | 814,542 | 12.1 |
| **75** | 0.24390 | 13,492 | 0.05556 | 55,319 | 242,864 | 0.52193 [c] | 508,008 | 9.2 |
| **80+** | 1.00000 | 41,827 | 0.15775 | 41,827 | 265,145 | - | 265,145 | 6.3 |
| **Perempuan** *Female* | | | | | | | | |
| **0** | 0.00263 | 263 | 0.00264 | 100,000 | 99,752 | 0.99628 [a] | 7,636,763 | 76.4 |
| **1** | 0.00227 | 226 | 0.00057 | 99,737 | 398,386 | 0.99882 [b] | 7,537,011 | 75.6 |
| **5** | 0.00000 | - | 0.00000 | 99,511 | 497,553 | 0.99938 | 7,138,625 | 71.7 |
| **10** | 0.00123 | 123 | 0.00025 | 99,511 | 497,246 | 0.99680 | 6,641,072 | 66.7 |
| **15** | 0.00517 | 513 | 0.00104 | 99,388 | 495,655 | 0.99574 | 6,143,827 | 61.8 |
| **20** | 0.00334 | 331 | 0.00067 | 98,874 | 493,545 | 0.99479 | 5,648,172 | 57.1 |
| **25** | 0.00707 | 697 | 0.00142 | 98,544 | 490,976 | 0.99572 | 5,154,627 | 52.3 |
| **30** | 0.00146 | 143 | 0.00029 | 97,847 | 488,876 | 0.99544 | 4,663,651 | 47.7 |
| **35** | 0.00767 | 749 | 0.00154 | 97,704 | 486,647 | 0.98680 | 4,174,775 | 42.7 |
| **40** | 0.01878 | 1,821 | 0.00379 | 96,955 | 480,222 | 0.97988 | 3,688,128 | 38.0 |
| **45** | 0.02148 | 2,043 | 0.00434 | 95,134 | 470,562 | 0.97306 | 3,207,905 | 33.7 |
| **50** | 0.03253 | 3,028 | 0.00661 | 93,091 | 457,883 | 0.96781 | 2,737,343 | 29.4 |
| **55** | 0.03183 | 2,867 | 0.00647 | 90,063 | 443,146 | 0.95430 | 2,279,460 | 25.3 |
| **60** | 0.06002 | 5,233 | 0.01238 | 87,196 | 422,895 | 0.93193 | 1,836,314 | 21.1 |
| **65** | 0.07664 | 6,281 | 0.01594 | 81,962 | 394,108 | 0.89826 | 1,413,419 | 17.2 |
| **70** | 0.12894 | 9,758 | 0.02756 | 75,681 | 354,010 | 0.83708 | 1,019,311 | 13.5 |
| **75** | 0.20194 | 13,312 | 0.04492 | 65,923 | 296,334 | 0.55459 [c] | 665,301 | 10.1 |
| **80+** | 1.00000 | 52,611 | 0.14259 | 52,611 | 368,967 | - | 368,967 | 7.0 |

**Nota:** [a] **Daripada umur 0 hingga kumpulan umur 1-4**
*Notes:* *From age of 0 to age group 1-4*

[b] **Daripada umur 0, kumpulan umur 1-4 hingga kumpulan umur 5-9**
*From age of 0, age group 1-4 to age group 5-9*

[c] **Daripada umur 75 hingga 80+**
*From age of 75 to 80+*

**Jadual 3.11.30: Jadual hayat ringkas mengikut jantina dan umur, Pakan, Sarawak, 2024**
*Table 3.11.30: Abridged life table by sex and age, Pakan, Sarawak, 2024*

| **Umur** *Age* | **Kebarangkalian mati di antara umur x dan umur x+n** *Probability of dying between age x and age x+n* | **Bilangan kematian di antara umur x dan umur x+n** *Number of deaths between age x and age x+n* | **Kadar tengah mortaliti di antara umur x dan umur x+n** *Central mortality rate between age x and age x+n* | **Penakat (orang yang masih hidup) pada umur tepat x** *Survivors at exact age x* | **Bilangan orang hidup-tahun di antara umur x dan umur x+n** *Number of person-years lived between age x and age x+n* | **Nisbah ketakatan** *Survival ratio* | **Jumlah bilangan orang hidup-tahun selepas umur tepat x** *Total number of person-years lived after exact age x* | **Jangkaan hayat** *Life expectancy* |
|---|---|---|---|---|---|---|---|---|
| **x** | $_nq_x$ | $_nd_x$ | $_nm_x$ | $l_x$ | $_nL_x$ | $_nS_x$ | $T_x$ | $e_x$ |
| **Lelaki dan Perempuan** *Both sexes* | | | | | | | | |
| **0** | 0.00681 | 681 | 0.00686 | 100,000 | 99,367 | 0.99251 [a] | 7,329,435 | 73.3 |
| **1** | 0.00156 | 155 | 0.00039 | 99,319 | 396,890 | 0.99912 [b] | 7,230,069 | 72.8 |
| **5** | 0.00000 | - | 0.00000 | 99,164 | 495,820 | 0.99860 | 6,833,179 | 68.9 |
| **10** | 0.00279 | 277 | 0.00056 | 99,164 | 495,127 | 0.99666 | 6,337,359 | 63.9 |
| **15** | 0.00388 | 384 | 0.00078 | 98,887 | 493,475 | 0.99442 | 5,842,232 | 59.1 |
| **20** | 0.00729 | 718 | 0.00146 | 98,503 | 490,719 | 0.99391 | 5,348,757 | 54.3 |
| **25** | 0.00488 | 477 | 0.00098 | 97,785 | 487,730 | 0.98837 | 4,858,038 | 49.7 |
| **30** | 0.01841 | 1,791 | 0.00372 | 97,307 | 482,058 | 0.97674 | 4,370,308 | 44.9 |
| **35** | 0.02821 | 2,694 | 0.00572 | 95,516 | 470,844 | 0.97868 | 3,888,250 | 40.7 |
| **40** | 0.01423 | 1,321 | 0.00287 | 92,822 | 460,806 | 0.97956 | 3,417,405 | 36.8 |
| **45** | 0.02674 | 2,447 | 0.00542 | 91,501 | 451,388 | 0.96963 | 2,956,599 | 32.3 |
| **50** | 0.03410 | 3,037 | 0.00694 | 89,054 | 437,680 | 0.96414 | 2,505,212 | 28.1 |
| **55** | 0.03769 | 3,242 | 0.00768 | 86,018 | 421,984 | 0.94943 | 2,067,532 | 24.0 |
| **60** | 0.06397 | 5,295 | 0.01322 | 82,776 | 400,642 | 0.92322 | 1,645,549 | 19.9 |
| **65** | 0.09047 | 7,010 | 0.01895 | 77,481 | 369,880 | 0.88421 | 1,244,906 | 16.1 |
| **70** | 0.14362 | 10,121 | 0.03095 | 70,471 | 327,053 | 0.79909 | 875,026 | 12.4 |
| **75** | 0.26782 | 16,163 | 0.06184 | 60,350 | 261,343 | 0.52307 [c] | 547,973 | 9.1 |
| **80+** | 1.00000 | 44,187 | 0.15416 | 44,187 | 286,630 | - | 286,630 | 6.5 |
| **Lelaki** *Male* | | | | | | | | |
| **0** | 0.00295 | 295 | 0.00295 | 100,000 | 99,720 | 0.99565 [a] | 7,064,024 | 70.6 |
| **1** | 0.00305 | 304 | 0.00076 | 99,705 | 398,106 | 0.99836 [b] | 6,964,304 | 69.8 |
| **5** | 0.00000 | - | 0.00000 | 99,402 | 497,009 | 0.99753 | 6,566,198 | 66.1 |
| **10** | 0.00494 | 491 | 0.00099 | 99,402 | 495,781 | 0.99380 | 6,069,189 | 61.1 |
| **15** | 0.00747 | 739 | 0.00150 | 98,911 | 492,706 | 0.99086 | 5,573,408 | 56.3 |
| **20** | 0.01083 | 1,064 | 0.00218 | 98,172 | 488,200 | 0.99111 | 5,080,702 | 51.8 |
| **25** | 0.00693 | 673 | 0.00139 | 97,108 | 483,859 | 0.98325 | 4,592,502 | 47.3 |
| **30** | 0.02664 | 2,569 | 0.00540 | 96,435 | 475,754 | 0.96516 | 4,108,643 | 42.6 |
| **35** | 0.04326 | 4,061 | 0.00884 | 93,866 | 459,179 | 0.96791 | 3,632,889 | 38.7 |
| **40** | 0.02042 | 1,834 | 0.00413 | 89,805 | 444,443 | 0.96893 | 3,173,710 | 35.3 |
| **45** | 0.04194 | 3,689 | 0.00857 | 87,972 | 430,636 | 0.96067 | 2,729,266 | 31.0 |
| **50** | 0.03661 | 3,086 | 0.00746 | 84,283 | 413,699 | 0.95452 | 2,298,630 | 27.3 |
| **55** | 0.05468 | 4,440 | 0.01124 | 81,197 | 394,886 | 0.93805 | 1,884,930 | 23.2 |
| **60** | 0.06964 | 5,345 | 0.01443 | 76,757 | 370,423 | 0.91947 | 1,490,044 | 19.4 |
| **65** | 0.09224 | 6,587 | 0.01934 | 71,412 | 340,593 | 0.86870 | 1,119,621 | 15.7 |
| **70** | 0.17433 | 11,301 | 0.03819 | 64,825 | 295,873 | 0.79050 | 779,029 | 12.0 |
| **75** | 0.25210 | 13,494 | 0.05769 | 53,524 | 233,887 | 0.51592 [c] | 483,156 | 9.0 |
| **80+** | 1.00000 | 40,031 | 0.16059 | 40,031 | 249,268 | - | 249,268 | 6.2 |
| **Perempuan** *Female* | | | | | | | | |
| **0** | 0.01212 | 1,212 | 0.01226 | 100,000 | 98,893 | 0.98809 [a] | 7,636,190 | 76.4 |
| **1** | 0.00000 | - | 0.00000 | 98,788 | 395,152 | 0.99979 [b] | 7,537,297 | 76.3 |
| **5** | 0.00000 | - | 0.00000 | 98,788 | 493,939 | 1.00000 | 7,142,146 | 72.3 |
| **10** | 0.00000 | - | 0.00000 | 98,788 | 493,939 | 1.00000 | 6,648,206 | 67.3 |
| **15** | 0.00000 | - | 0.00000 | 98,788 | 493,939 | 0.99862 | 6,154,267 | 62.3 |
| **20** | 0.00277 | 274 | 0.00055 | 98,788 | 493,255 | 0.99732 | 5,660,327 | 57.3 |
| **25** | 0.00259 | 255 | 0.00052 | 98,514 | 491,934 | 0.99440 | 5,167,072 | 52.4 |
| **30** | 0.00863 | 848 | 0.00173 | 98,259 | 489,177 | 0.99007 | 4,675,138 | 47.6 |
| **35** | 0.01125 | 1,096 | 0.00226 | 97,411 | 484,318 | 0.99032 | 4,185,961 | 43.0 |
| **40** | 0.00810 | 780 | 0.00163 | 96,316 | 479,629 | 0.99022 | 3,701,643 | 38.4 |
| **45** | 0.01148 | 1,097 | 0.00231 | 95,536 | 474,937 | 0.97866 | 3,222,014 | 33.7 |
| **50** | 0.03131 | 2,957 | 0.00636 | 94,439 | 464,803 | 0.97424 | 2,747,077 | 29.1 |
| **55** | 0.02004 | 1,833 | 0.00405 | 91,482 | 452,828 | 0.96114 | 2,282,274 | 24.9 |
| **60** | 0.05806 | 5,205 | 0.01196 | 89,649 | 435,233 | 0.92705 | 1,829,446 | 20.4 |
| **65** | 0.08877 | 7,496 | 0.01858 | 84,444 | 403,481 | 0.90080 | 1,394,212 | 16.5 |
| **70** | 0.11064 | 8,513 | 0.02342 | 76,948 | 363,456 | 0.80838 | 990,732 | 12.9 |
| **75** | 0.28269 | 19,345 | 0.06584 | 68,435 | 293,809 | 0.53161 [c] | 627,275 | 9.2 |
| **80+** | 1.00000 | 49,089 | 0.14721 | 49,089 | 333,466 | - | 333,466 | 6.8 |

**Nota:** [a] **Daripada umur 0 hingga kumpulan umur 1-4**
*Notes:* *From age of 0 to age group 1-4*

[b] **Daripada umur 0, kumpulan umur 1-4 hingga kumpulan umur 5-9**
*From age of 0, age group 1-4 to age group 5-9*

[c] **Daripada umur 75 hingga 80+**
*From age of 75 to 80+*

**Jadual 3.11.31: Jadual hayat ringkas mengikut jantina dan umur, Selangau, Sarawak, 2024**
*Table 3.11.31: Abridged life table by sex and age, Selangau, Sarawak, 2024*

| **Umur** *Age* | **Kebarangkalian mati di antara umur x dan umur x+n** *Probability of dying between age x and age x+n* | **Bilangan kematian di antara umur x dan umur x+n** *Number of deaths between age x and age x+n* | **Kadar tengah mortaliti di antara umur x dan umur x+n** *Central mortality rate between age x and age x+n* | **Penakat (orang yang masih hidup) pada umur tepat x** *Survivors at exact age x* | **Bilangan orang hidup-tahun di antara umur x dan umur x+n** *Number of person-years lived between age x and age x+n* | **Nisbah ketakatan** *Survival ratio* | **Jumlah bilangan orang hidup-tahun selepas umur tepat x** *Total number of person-years lived after exact age x* | **Jangkaan hayat** *Life expectancy* |
|---|---|---|---|---|---|---|---|---|
| **x** | $_nq_x$ | $_nd_x$ | $_nm_x$ | $l_x$ | $_nL_x$ | $_nS_x$ | $T_x$ | $e_x$ |
| **Lelaki dan Perempuan** *Both sexes* | | | | | | | | |
| **0** | 0.00622 | 622 | 0.00626 | 100,000 | 99,420 | 0.99317 [a] | 7,357,937 | 73.6 |
| **1** | 0.00140 | 139 | 0.00035 | 99,378 | 397,166 | 0.99710 [b] | 7,258,517 | 73.0 |
| **5** | 0.00422 | 419 | 0.00085 | 99,239 | 495,147 | 0.99733 | 6,861,351 | 69.1 |
| **10** | 0.00112 | 110 | 0.00022 | 98,820 | 493,824 | 0.99784 | 6,366,204 | 64.4 |
| **15** | 0.00321 | 316 | 0.00064 | 98,710 | 492,757 | 0.99453 | 5,872,379 | 59.5 |
| **20** | 0.00775 | 762 | 0.00156 | 98,393 | 490,060 | 0.99092 | 5,379,623 | 54.7 |
| **25** | 0.01043 | 1,018 | 0.00210 | 97,631 | 485,609 | 0.98761 | 4,889,563 | 50.1 |
| **30** | 0.01438 | 1,389 | 0.00290 | 96,613 | 479,590 | 0.98596 | 4,403,954 | 45.6 |
| **35** | 0.01370 | 1,304 | 0.00276 | 95,223 | 472,856 | 0.98515 | 3,924,363 | 41.2 |
| **40** | 0.01602 | 1,504 | 0.00323 | 93,919 | 465,835 | 0.97696 | 3,451,507 | 36.7 |
| **45** | 0.03018 | 2,789 | 0.00613 | 92,415 | 455,102 | 0.96615 | 2,985,672 | 32.3 |
| **50** | 0.03763 | 3,373 | 0.00767 | 89,626 | 439,697 | 0.95250 | 2,530,570 | 28.2 |
| **55** | 0.05776 | 4,982 | 0.01190 | 86,253 | 418,810 | 0.94606 | 2,090,872 | 24.2 |
| **60** | 0.04989 | 4,055 | 0.01023 | 81,271 | 396,219 | 0.92866 | 1,672,062 | 20.6 |
| **65** | 0.09391 | 7,251 | 0.01971 | 77,216 | 367,954 | 0.87670 | 1,275,843 | 16.5 |
| **70** | 0.15574 | 10,897 | 0.03378 | 69,965 | 322,584 | 0.82649 | 907,890 | 13.0 |
| **75** | 0.19455 | 11,492 | 0.04310 | 59,068 | 266,613 | 0.54449 [c] | 585,306 | 9.9 |
| **80+** | 1.00000 | 47,577 | 0.14929 | 47,577 | 318,693 | - | 318,693 | 6.7 |
| **Lelaki** *Male* | | | | | | | | |
| **0** | 0.00248 | 248 | 0.00249 | 100,000 | 99,764 | 0.99754 [a] | 7,094,146 | 70.9 |
| **1** | 0.00000 | - | 0.00000 | 99,752 | 399,006 | 0.99571 [b] | 6,994,382 | 70.1 |
| **5** | 0.00854 | 852 | 0.00172 | 99,752 | 496,628 | 0.99457 | 6,595,376 | 66.1 |
| **10** | 0.00230 | 227 | 0.00046 | 98,900 | 493,930 | 0.99555 | 6,098,747 | 61.7 |
| **15** | 0.00661 | 652 | 0.00133 | 98,672 | 491,731 | 0.99130 | 5,604,817 | 56.8 |
| **20** | 0.01081 | 1,059 | 0.00217 | 98,020 | 487,453 | 0.98785 | 5,113,086 | 52.2 |
| **25** | 0.01351 | 1,310 | 0.00272 | 96,961 | 481,531 | 0.98373 | 4,625,634 | 47.7 |
| **30** | 0.01907 | 1,824 | 0.00385 | 95,651 | 473,698 | 0.98291 | 4,144,103 | 43.3 |
| **35** | 0.01507 | 1,414 | 0.00304 | 93,828 | 465,603 | 0.97937 | 3,670,405 | 39.1 |
| **40** | 0.02628 | 2,429 | 0.00533 | 92,414 | 455,996 | 0.96667 | 3,204,802 | 34.7 |
| **45** | 0.04057 | 3,651 | 0.00828 | 89,985 | 440,798 | 0.95451 | 2,748,806 | 30.5 |
| **50** | 0.05063 | 4,371 | 0.01039 | 86,334 | 420,745 | 0.93858 | 2,308,008 | 26.7 |
| **55** | 0.07278 | 5,965 | 0.01511 | 81,963 | 394,904 | 0.93618 | 1,887,263 | 23.0 |
| **60** | 0.05415 | 4,115 | 0.01113 | 75,998 | 369,703 | 0.91743 | 1,492,359 | 19.6 |
| **65** | 0.11263 | 8,096 | 0.02387 | 71,883 | 339,175 | 0.84783 | 1,122,656 | 15.6 |
| **70** | 0.19672 | 12,548 | 0.04364 | 63,787 | 287,564 | 0.80765 | 783,481 | 12.3 |
| **75** | 0.18692 | 9,577 | 0.04124 | 51,239 | 232,250 | 0.53168 [c] | 495,917 | 9.7 |
| **80+** | 1.00000 | 41,661 | 0.15801 | 41,661 | 263,668 | - | 263,668 | 6.3 |
| **Perempuan** *Female* | | | | | | | | |
| **0** | 0.00998 | 998 | 0.01007 | 100,000 | 99,082 | 0.98875 [a] | 7,685,233 | 76.9 |
| **1** | 0.00291 | 288 | 0.00073 | 99,002 | 395,293 | 0.99838 [b] | 7,586,151 | 76.6 |
| **5** | 0.00000 | - | 0.00000 | 98,715 | 493,573 | 1.00000 | 7,190,858 | 72.8 |
| **10** | 0.00000 | - | 0.00000 | 98,715 | 493,573 | 1.00000 | 6,697,284 | 67.8 |
| **15** | 0.00000 | - | 0.00000 | 98,715 | 493,573 | 0.99773 | 6,203,711 | 62.8 |
| **20** | 0.00454 | 448 | 0.00091 | 98,715 | 492,454 | 0.99433 | 5,710,138 | 57.8 |
| **25** | 0.00681 | 669 | 0.00137 | 98,267 | 489,662 | 0.99246 | 5,217,684 | 53.1 |
| **30** | 0.00828 | 808 | 0.00166 | 97,598 | 485,970 | 0.98989 | 4,728,022 | 48.4 |
| **35** | 0.01195 | 1,157 | 0.00241 | 96,790 | 481,057 | 0.99259 | 4,242,053 | 43.8 |
| **40** | 0.00282 | 269 | 0.00056 | 95,633 | 477,492 | 0.98908 | 3,760,995 | 39.3 |
| **45** | 0.01904 | 1,815 | 0.00384 | 95,364 | 472,280 | 0.97867 | 3,283,504 | 34.4 |
| **50** | 0.02366 | 2,214 | 0.00479 | 93,548 | 462,207 | 0.96783 | 2,811,224 | 30.1 |
| **55** | 0.04088 | 3,734 | 0.00835 | 91,335 | 447,338 | 0.95679 | 2,349,017 | 25.7 |
| **60** | 0.04564 | 3,998 | 0.00934 | 87,601 | 428,008 | 0.93982 | 1,901,679 | 21.7 |
| **65** | 0.07543 | 6,306 | 0.01568 | 83,603 | 402,249 | 0.90889 | 1,473,671 | 17.6 |
| **70** | 0.10807 | 8,354 | 0.02285 | 77,297 | 365,600 | 0.84859 | 1,071,421 | 13.9 |
| **75** | 0.20000 | 13,789 | 0.04444 | 68,943 | 310,244 | 0.56045 [c] | 705,821 | 10.2 |
| **80+** | 1.00000 | 55,155 | 0.13943 | 55,155 | 395,577 | - | 395,577 | 7.2 |

**Nota:** [a] **Daripada umur 0 hingga kumpulan umur 1-4** [b] **Daripada umur 0, kumpulan umur 1-4 hingga kumpulan umur 5-9** [c] **Daripada umur 75 hingga 80+**
*Notes:* *From age of 0 to age group 1-4* *From age of 0, age group 1-4 to age group 5-9* *From age of 75 to 80+*

**Jadual 3.11.32: Jadual hayat ringkas mengikut jantina dan umur, Tebedu, Sarawak, 2024**
*Table 3.11.32: Abridged life table by sex and age, Tebedu, Sarawak, 2024*

| Umur *Age* | Kebarangkalian mati di antara umur x dan umur x+n *Probability of dying between age x and age x+n* | Bilangan kematian di antara umur x dan umur x+n *Number of deaths between age x and age x+n* | Kadar tengah mortaliti di antara umur x dan umur x+n *Central mortality rate between age x and age x+n* | Penakat (orang yang masih hidup) pada umur tepat x *Survivors at exact age x* | Bilangan orang hidup-tahun di antara umur x dan umur x+n *Number of person-years lived between age x and age x+n* | Nisbah ketakatan *Survival ratio* | Jumlah bilangan orang hidup-tahun selepas umur tepat x *Total number of person-years lived after exact age x* | Jangkaan hayat *Life expectancy* |
|---|---|---|---|---|---|---|---|---|
| x | $_nq_x$ | $_nd_x$ | $_nm_x$ | $l_x$ | $_nL_x$ | $_nS_x$ | $T_x$ | $e_x$ |
| **Lelaki dan Perempuan** *Both sexes* | | | | | | | | |
| **0** | 0.00276 | 276 | 0.00277 | 100,000 | 99,740 | 0.99589 [a] | 7,497,899 | 75.0 |
| **1** | 0.00280 | 280 | 0.00070 | 99,724 | 398,203 | 0.99686 [b] | 7,398,159 | 74.2 |
| **5** | 0.00340 | 338 | 0.00068 | 99,445 | 496,378 | 0.99714 | 6,999,955 | 70.4 |
| **10** | 0.00232 | 230 | 0.00046 | 99,107 | 494,958 | 0.99814 | 6,503,577 | 65.6 |
| **15** | 0.00140 | 139 | 0.00028 | 98,877 | 494,037 | 0.99794 | 6,008,619 | 60.8 |
| **20** | 0.00271 | 268 | 0.00054 | 98,738 | 493,021 | 0.99643 | 5,514,582 | 55.9 |
| **25** | 0.00442 | 436 | 0.00089 | 98,470 | 491,262 | 0.99071 | 5,021,562 | 51.0 |
| **30** | 0.01418 | 1,390 | 0.00286 | 98,035 | 486,699 | 0.98660 | 4,530,300 | 46.2 |
| **35** | 0.01261 | 1,219 | 0.00254 | 96,645 | 480,177 | 0.98295 | 4,043,601 | 41.8 |
| **40** | 0.02154 | 2,056 | 0.00436 | 95,426 | 471,990 | 0.97640 | 3,563,425 | 37.3 |
| **45** | 0.02569 | 2,399 | 0.00521 | 93,370 | 460,853 | 0.97201 | 3,091,435 | 33.1 |
| **50** | 0.03034 | 2,760 | 0.00616 | 90,971 | 447,955 | 0.96852 | 2,630,582 | 28.9 |
| **55** | 0.03266 | 2,881 | 0.00664 | 88,211 | 433,852 | 0.95941 | 2,182,627 | 24.7 |
| **60** | 0.04879 | 4,163 | 0.01000 | 85,330 | 416,241 | 0.93089 | 1,748,775 | 20.5 |
| **65** | 0.09048 | 7,344 | 0.01895 | 81,167 | 387,473 | 0.89756 | 1,332,534 | 16.4 |
| **70** | 0.11558 | 8,533 | 0.02453 | 73,823 | 347,782 | 0.80921 | 945,061 | 12.8 |
| **75** | 0.27582 | 18,008 | 0.06399 | 65,290 | 281,430 | 0.52881 [c] | 597,278 | 9.1 |
| **80+** | 1.00000 | 47,282 | 0.14970 | 47,282 | 315,849 | - | 315,849 | 6.7 |
| **Lelaki** *Male* | | | | | | | | |
| **0** | 0.00000 | - | 0.00000 | 100,000 | 100,000 | 0.99872 [a] | 7,293,270 | 72.9 |
| **1** | 0.00272 | 272 | 0.00068 | 100,000 | 399,361 | 0.99610 [b] | 7,193,270 | 71.9 |
| **5** | 0.00492 | 491 | 0.00099 | 99,728 | 497,412 | 0.99520 | 6,793,909 | 68.1 |
| **10** | 0.00469 | 465 | 0.00094 | 99,237 | 495,023 | 0.99697 | 6,296,497 | 63.4 |
| **15** | 0.00136 | 134 | 0.00027 | 98,772 | 493,525 | 0.99660 | 5,801,475 | 58.7 |
| **20** | 0.00544 | 537 | 0.00109 | 98,638 | 491,849 | 0.99271 | 5,307,950 | 53.8 |
| **25** | 0.00915 | 898 | 0.00184 | 98,101 | 488,262 | 0.98639 | 4,816,101 | 49.1 |
| **30** | 0.01811 | 1,760 | 0.00365 | 97,203 | 481,616 | 0.98259 | 4,327,839 | 44.5 |
| **35** | 0.01669 | 1,593 | 0.00337 | 95,443 | 473,232 | 0.97640 | 3,846,222 | 40.3 |
| **40** | 0.03062 | 2,874 | 0.00622 | 93,850 | 462,065 | 0.96894 | 3,372,990 | 35.9 |
| **45** | 0.03151 | 2,867 | 0.00640 | 90,976 | 447,714 | 0.96589 | 2,910,925 | 32.0 |
| **50** | 0.03679 | 3,241 | 0.00750 | 88,110 | 432,445 | 0.96198 | 2,463,211 | 28.0 |
| **55** | 0.03930 | 3,335 | 0.00802 | 84,868 | 416,004 | 0.95410 | 2,030,766 | 23.9 |
| **60** | 0.05277 | 4,303 | 0.01084 | 81,533 | 396,910 | 0.92270 | 1,614,762 | 19.8 |
| **65** | 0.10320 | 7,971 | 0.02176 | 77,231 | 366,227 | 0.89746 | 1,217,852 | 15.8 |
| **70** | 0.10180 | 7,051 | 0.02145 | 69,260 | 328,674 | 0.78981 | 851,625 | 12.3 |
| **75** | 0.33086 | 20,582 | 0.07929 | 62,209 | 259,591 | 0.50360 [c] | 522,951 | 8.4 |
| **80+** | 1.00000 | 41,627 | 0.15806 | 41,627 | 263,360 | - | 263,360 | 6.3 |
| **Perempuan** *Female* | | | | | | | | |
| **0** | 0.00623 | 623 | 0.00627 | 100,000 | 99,420 | 0.99243 [a] | 7,720,706 | 77.2 |
| **1** | 0.00289 | 287 | 0.00072 | 99,377 | 396,794 | 0.99741 [b] | 7,621,287 | 76.7 |
| **5** | 0.00210 | 208 | 0.00042 | 99,090 | 494,930 | 0.99895 | 7,224,492 | 72.9 |
| **10** | 0.00000 | - | 0.00000 | 98,882 | 494,409 | 0.99928 | 6,729,563 | 68.1 |
| **15** | 0.00145 | 143 | 0.00029 | 98,882 | 494,051 | 0.99927 | 6,235,153 | 63.1 |
| **20** | 0.00000 | - | 0.00000 | 98,739 | 493,693 | 1.00000 | 5,741,102 | 58.1 |
| **25** | 0.00000 | - | 0.00000 | 98,739 | 493,693 | 0.99506 | 5,247,409 | 53.1 |
| **30** | 0.00988 | 976 | 0.00199 | 98,739 | 491,253 | 0.99099 | 4,753,717 | 48.1 |
| **35** | 0.00814 | 795 | 0.00163 | 97,763 | 486,825 | 0.99083 | 4,262,463 | 43.6 |
| **40** | 0.01020 | 989 | 0.00205 | 96,967 | 482,363 | 0.98514 | 3,775,639 | 38.9 |
| **45** | 0.01955 | 1,877 | 0.00395 | 95,978 | 475,197 | 0.97860 | 3,293,276 | 34.3 |
| **50** | 0.02329 | 2,192 | 0.00471 | 94,101 | 465,026 | 0.97548 | 2,818,079 | 29.9 |
| **55** | 0.02577 | 2,369 | 0.00522 | 91,909 | 453,625 | 0.96507 | 2,353,053 | 25.6 |
| **60** | 0.04433 | 3,969 | 0.00907 | 89,541 | 437,779 | 0.94010 | 1,899,428 | 21.2 |
| **65** | 0.07620 | 6,520 | 0.01584 | 85,571 | 411,555 | 0.89803 | 1,461,649 | 17.1 |
| **70** | 0.12987 | 10,266 | 0.02778 | 79,051 | 369,588 | 0.82539 | 1,050,094 | 13.3 |
| **75** | 0.22602 | 15,547 | 0.05096 | 68,785 | 305,055 | 0.55172 [c] | 680,506 | 9.9 |
| **80+** | 1.00000 | 53,238 | 0.14180 | 53,238 | 375,450 | - | 375,450 | 7.1 |

**Nota:** *Notes:*
[a] **Daripada umur 0 hingga kumpulan umur 1-4** *From age of 0 to age group 1-4*
[b] **Daripada umur 0, kumpulan umur 1-4 hingga kumpulan umur 5-9** *From age of 0, age group 1-4 to age group 5-9*
[c] **Daripada umur 75 hingga 80+** *From age of 75 to 80+*

**Jadual 3.11.33: Jadual hayat ringkas mengikut jantina dan umur, Pusa, Sarawak, 2024**
*Table 3.11.33: Abridged life table by sex and age, Pusa, Sarawak, 2024*

| **Umur** *Age* | **Kebarangkalian mati di antara umur x dan umur x+n** *Probability of dying between age x and age x+n* | **Bilangan kematian di antara umur x dan umur x+n** *Number of deaths between age x and age x+n* | **Kadar tengah mortaliti di antara umur x dan umur x+n** *Central mortality rate between age x and age x+n* | **Penakat (orang yang masih hidup) pada umur tepat x** *Survivors at exact age x* | **Bilangan orang hidup-tahun di antara umur x dan umur x+n** *Number of person-years lived between age x and age x+n* | **Nisbah ketakatan** *Survival ratio* | **Jumlah bilangan orang hidup-tahun selepas umur tepat x** *Total number of person-years lived after exact age x* | **Jangkaan hayat** *Life expectancy* |
|---|---|---|---|---|---|---|---|---|
| **x** | $_nq_x$ | $_nd_x$ | $_nm_x$ | $l_x$ | $_nL_x$ | $_nS_x$ | $T_x$ | $e_x$ |
| **Lelaki dan Perempuan** *Both sexes* | | | | | | | | |
| **0** | 0.00910 | 910 | 0.00918 | 100,000 | 99,160 | 0.99051 [a] | 7,067,423 | 70.7 |
| **1** | 0.00107 | 106 | 0.00027 | 99,090 | 396,094 | 0.99884 [b] | 6,968,263 | 70.3 |
| **5** | 0.00096 | 95 | 0.00019 | 98,984 | 494,681 | 0.99779 | 6,572,169 | 66.4 |
| **10** | 0.00346 | 342 | 0.00069 | 98,889 | 493,589 | 0.99695 | 6,077,488 | 61.5 |
| **15** | 0.00263 | 259 | 0.00053 | 98,547 | 492,086 | 0.99446 | 5,583,899 | 56.7 |
| **20** | 0.00845 | 830 | 0.00170 | 98,287 | 489,362 | 0.98582 | 5,091,814 | 51.8 |
| **25** | 0.01996 | 1,945 | 0.00403 | 97,457 | 482,423 | 0.98277 | 4,602,452 | 47.2 |
| **30** | 0.01444 | 1,379 | 0.00291 | 95,512 | 474,112 | 0.98440 | 4,120,029 | 43.1 |
| **35** | 0.01678 | 1,579 | 0.00338 | 94,133 | 466,715 | 0.97698 | 3,645,917 | 38.7 |
| **40** | 0.02938 | 2,719 | 0.00596 | 92,553 | 455,969 | 0.97022 | 3,179,201 | 34.3 |
| **45** | 0.03020 | 2,713 | 0.00613 | 89,834 | 442,389 | 0.96583 | 2,723,232 | 30.3 |
| **50** | 0.03827 | 3,334 | 0.00780 | 87,121 | 427,272 | 0.94892 | 2,280,843 | 26.2 |
| **55** | 0.06441 | 5,397 | 0.01331 | 83,787 | 405,446 | 0.93314 | 1,853,571 | 22.1 |
| **60** | 0.06948 | 5,447 | 0.01440 | 78,391 | 378,338 | 0.91057 | 1,448,125 | 18.5 |
| **65** | 0.11086 | 8,087 | 0.02347 | 72,944 | 344,503 | 0.86491 | 1,069,787 | 14.7 |
| **70** | 0.16233 | 10,528 | 0.03533 | 64,857 | 297,966 | 0.74716 | 725,284 | 11.2 |
| **75** | 0.36090 | 19,607 | 0.08807 | 54,329 | 222,628 | 0.47901 [c] | 427,318 | 7.9 |
| **80+** | 1.00000 | 34,722 | 0.16963 | 34,722 | 204,690 | - | 204,690 | 5.9 |
| **Lelaki** *Male* | | | | | | | | |
| **0** | 0.01363 | 1,363 | 0.01380 | 100,000 | 98,748 | 0.98561 [a] | 6,801,317 | 68.0 |
| **1** | 0.00208 | 205 | 0.00052 | 98,637 | 394,058 | 0.99781 [b] | 6,702,569 | 68.0 |
| **5** | 0.00176 | 173 | 0.00035 | 98,432 | 491,726 | 0.99673 | 6,308,511 | 64.1 |
| **10** | 0.00477 | 469 | 0.00096 | 98,258 | 490,119 | 0.99583 | 5,816,785 | 59.2 |
| **15** | 0.00357 | 349 | 0.00072 | 97,789 | 488,074 | 0.99089 | 5,326,666 | 54.5 |
| **20** | 0.01468 | 1,430 | 0.00296 | 97,440 | 483,626 | 0.97940 | 4,838,592 | 49.7 |
| **25** | 0.02660 | 2,554 | 0.00539 | 96,010 | 473,665 | 0.97930 | 4,354,966 | 45.4 |
| **30** | 0.01464 | 1,368 | 0.00295 | 93,456 | 463,859 | 0.98181 | 3,881,301 | 41.5 |
| **35** | 0.02179 | 2,006 | 0.00441 | 92,088 | 455,422 | 0.96961 | 3,417,442 | 37.1 |
| **40** | 0.03919 | 3,530 | 0.00800 | 90,081 | 441,581 | 0.96070 | 2,962,020 | 32.9 |
| **45** | 0.03941 | 3,411 | 0.00804 | 86,551 | 424,227 | 0.95720 | 2,520,439 | 29.1 |
| **50** | 0.04633 | 3,852 | 0.00949 | 83,140 | 406,070 | 0.93638 | 2,096,213 | 25.2 |
| **55** | 0.08176 | 6,483 | 0.01705 | 79,288 | 380,234 | 0.91588 | 1,690,143 | 21.3 |
| **60** | 0.08669 | 6,312 | 0.01812 | 72,806 | 348,248 | 0.90432 | 1,309,909 | 18.0 |
| **65** | 0.10552 | 7,016 | 0.02228 | 66,494 | 314,928 | 0.86428 | 961,661 | 14.5 |
| **70** | 0.16949 | 10,081 | 0.03704 | 59,477 | 272,185 | 0.73663 | 646,733 | 10.9 |
| **75** | 0.37640 | 18,593 | 0.09273 | 49,396 | 200,500 | 0.46469 [c] | 374,548 | 7.6 |
| **80+** | 1.00000 | 30,804 | 0.17698 | 30,804 | 174,048 | - | 174,048 | 5.7 |
| **Perempuan** *Female* | | | | | | | | |
| **0** | 0.00421 | 421 | 0.00423 | 100,000 | 99,605 | 0.99584 [a] | 7,355,585 | 73.6 |
| **1** | 0.00000 | - | 0.00000 | 99,579 | 398,316 | 0.99995 [b] | 7,255,979 | 72.9 |
| **5** | 0.00000 | - | 0.00000 | 99,579 | 497,895 | 0.99905 | 6,857,664 | 68.9 |
| **10** | 0.00189 | 188 | 0.00038 | 99,579 | 497,424 | 0.99832 | 6,359,769 | 63.9 |
| **15** | 0.00147 | 146 | 0.00029 | 99,391 | 496,587 | 0.99820 | 5,862,345 | 59.0 |
| **20** | 0.00213 | 211 | 0.00043 | 99,244 | 495,693 | 0.99302 | 5,365,758 | 54.1 |
| **25** | 0.01183 | 1,172 | 0.00238 | 99,033 | 492,236 | 0.98697 | 4,870,065 | 49.2 |
| **30** | 0.01425 | 1,394 | 0.00287 | 97,861 | 485,821 | 0.98693 | 4,377,829 | 44.7 |
| **35** | 0.01187 | 1,145 | 0.00239 | 96,467 | 479,473 | 0.98406 | 3,892,009 | 40.3 |
| **40** | 0.02005 | 1,911 | 0.00405 | 95,322 | 471,833 | 0.97941 | 3,412,535 | 35.8 |
| **45** | 0.02114 | 1,975 | 0.00427 | 93,411 | 462,117 | 0.97382 | 2,940,702 | 31.5 |
| **50** | 0.03133 | 2,865 | 0.00637 | 91,436 | 450,018 | 0.96082 | 2,478,585 | 27.1 |
| **55** | 0.04729 | 4,188 | 0.00969 | 88,571 | 432,386 | 0.94941 | 2,028,567 | 22.9 |
| **60** | 0.05405 | 4,561 | 0.01111 | 84,383 | 410,512 | 0.91520 | 1,596,181 | 18.9 |
| **65** | 0.11730 | 9,363 | 0.02492 | 79,822 | 375,701 | 0.86529 | 1,185,669 | 14.9 |
| **70** | 0.15444 | 10,882 | 0.03347 | 70,458 | 325,088 | 0.75676 | 809,968 | 11.5 |
| **75** | 0.34826 | 20,748 | 0.08434 | 59,577 | 246,014 | 0.49263 [c] | 484,880 | 8.1 |
| **80+** | 1.00000 | 38,829 | 0.16255 | 38,829 | 238,866 | - | 238,866 | 6.2 |

**Nota:** *Notes:*
[a] **Daripada umur 0 hingga kumpulan umur 1-4** *From age of 0 to age group 1-4*
[b] **Daripada umur 0, kumpulan umur 1-4 hingga kumpulan umur 5-9** *From age of 0, age group 1-4 to age group 5-9*
[c] **Daripada umur 75 hingga 80+** *From age of 75 to 80+*

**Jadual 3.11.34: Jadual hayat ringkas mengikut jantina dan umur, Kabong, Sarawak, 2024**
*Table 3.11.34: Abridged life table by sex and age, Kabong, Sarawak, 2024*

| Umur *Age* | Kebarangkalian mati di antara umur x dan umur x+n *Probability of dying between age x and age x+n* | Bilangan kematian di antara umur x dan umur x+n *Number of deaths between age x and age x+n* | Kadar tengah mortaliti di antara umur x dan umur x+n *Central mortality rate between age x and age x+n* | Penakat (orang yang masih hidup) pada umur tepat x *Survivors at exact age x* | Bilangan orang hidup-tahun di antara umur x dan umur x+n *Number of person-years lived between age x and age x+n* | Nisbah ketakatan *Survival ratio* | Jumlah bilangan orang hidup-tahun selepas umur tepat x *Total number of person-years lived after exact age x* | Jangkaan hayat *Life expectancy* |
|---|---|---|---|---|---|---|---|---|
| x | $_nq_x$ | $_nd_x$ | $_nm_x$ | $l_x$ | $_nL_x$ | $_nS_x$ | $T_x$ | $e_x$ |
| **Lelaki dan Perempuan** *Both sexes* | | | | | | | | |
| **0** | 0.00556 | 556 | 0.00558 | 100,000 | 99,481 | 0.99401 [a] | 7,079,160 | 70.8 |
| **1** | 0.00103 | 102 | 0.00026 | 99,444 | 397,524 | 0.99861 [b] | 6,979,678 | 70.2 |
| **5** | 0.00159 | 158 | 0.00032 | 99,342 | 496,316 | 0.99608 | 6,582,154 | 66.3 |
| **10** | 0.00626 | 620 | 0.00126 | 99,184 | 494,369 | 0.99428 | 6,085,839 | 61.4 |
| **15** | 0.00518 | 510 | 0.00104 | 98,564 | 491,542 | 0.99321 | 5,591,470 | 56.7 |
| **20** | 0.00842 | 825 | 0.00169 | 98,053 | 488,203 | 0.98987 | 5,099,928 | 52.0 |
| **25** | 0.01186 | 1,153 | 0.00239 | 97,228 | 483,258 | 0.98558 | 4,611,725 | 47.4 |
| **30** | 0.01702 | 1,635 | 0.00343 | 96,075 | 476,288 | 0.97957 | 4,128,467 | 43.0 |
| **35** | 0.02390 | 2,258 | 0.00484 | 94,440 | 466,556 | 0.96706 | 3,652,179 | 38.7 |
| **40** | 0.04221 | 3,891 | 0.00862 | 92,182 | 451,185 | 0.96246 | 3,185,623 | 34.6 |
| **45** | 0.03268 | 2,885 | 0.00664 | 88,292 | 434,246 | 0.96150 | 2,734,437 | 31.0 |
| **50** | 0.04453 | 3,803 | 0.00911 | 85,407 | 417,526 | 0.94919 | 2,300,191 | 26.9 |
| **55** | 0.05739 | 4,683 | 0.01182 | 81,604 | 396,310 | 0.93504 | 1,882,665 | 23.1 |
| **60** | 0.07299 | 5,615 | 0.01515 | 76,920 | 370,566 | 0.91488 | 1,486,355 | 19.3 |
| **65** | 0.09821 | 7,003 | 0.02066 | 71,306 | 339,023 | 0.86551 | 1,115,789 | 15.6 |
| **70** | 0.17473 | 11,236 | 0.03829 | 64,303 | 293,427 | 0.79420 | 776,766 | 12.1 |
| **75** | 0.24344 | 12,919 | 0.05544 | 53,067 | 233,040 | 0.51785 [c] | 483,340 | 9.1 |
| **80+** | 1.00000 | 40,149 | 0.16040 | 40,149 | 250,299 | - | 250,299 | 6.2 |
| **Lelaki** *Male* | | | | | | | | |
| **0** | 0.00873 | 873 | 0.00881 | 100,000 | 99,186 | 0.99046 [a] | 6,714,243 | 67.1 |
| **1** | 0.00196 | 195 | 0.00049 | 99,127 | 396,044 | 0.99729 [b] | 6,615,057 | 66.7 |
| **5** | 0.00313 | 309 | 0.00063 | 98,932 | 493,886 | 0.99600 | 6,219,013 | 62.9 |
| **10** | 0.00487 | 480 | 0.00098 | 98,622 | 491,912 | 0.99444 | 5,725,127 | 58.1 |
| **15** | 0.00625 | 614 | 0.00125 | 98,142 | 489,177 | 0.98902 | 5,233,215 | 53.3 |
| **20** | 0.01573 | 1,534 | 0.00317 | 97,529 | 483,808 | 0.98331 | 4,744,038 | 48.6 |
| **25** | 0.01767 | 1,696 | 0.00357 | 95,995 | 475,733 | 0.97724 | 4,260,230 | 44.4 |
| **30** | 0.02795 | 2,636 | 0.00567 | 94,299 | 464,905 | 0.96788 | 3,784,497 | 40.1 |
| **35** | 0.03642 | 3,338 | 0.00742 | 91,663 | 449,970 | 0.95689 | 3,319,592 | 36.2 |
| **40** | 0.05004 | 4,420 | 0.01027 | 88,325 | 430,573 | 0.95435 | 2,869,622 | 32.5 |
| **45** | 0.04103 | 3,443 | 0.00838 | 83,905 | 410,916 | 0.94882 | 2,439,049 | 29.1 |
| **50** | 0.06176 | 4,969 | 0.01275 | 80,462 | 389,887 | 0.93691 | 2,028,132 | 25.2 |
| **55** | 0.06452 | 4,870 | 0.01333 | 75,493 | 365,287 | 0.91656 | 1,638,246 | 21.7 |
| **60** | 0.10367 | 7,321 | 0.02187 | 70,622 | 334,808 | 0.89931 | 1,272,959 | 18.0 |
| **65** | 0.09736 | 6,163 | 0.02047 | 63,301 | 301,097 | 0.84937 | 938,151 | 14.8 |
| **70** | 0.20965 | 11,979 | 0.04684 | 57,138 | 255,742 | 0.75923 | 637,054 | 11.1 |
| **75** | 0.28013 | 12,650 | 0.06515 | 45,159 | 194,168 | 0.49079 [c] | 381,312 | 8.4 |
| **80+** | 1.00000 | 32,508 | 0.17371 | 32,508 | 187,144 | - | 187,144 | 5.8 |
| **Perempuan** *Female* | | | | | | | | |
| **0** | 0.00197 | 197 | 0.00197 | 100,000 | 99,814 | 0.99805 [a] | 7,497,112 | 75.0 |
| **1** | 0.00000 | - | 0.00000 | 99,803 | 399,212 | 0.99998 [b] | 7,397,298 | 74.1 |
| **5** | 0.00000 | - | 0.00000 | 99,803 | 499,015 | 0.99614 | 6,998,086 | 70.1 |
| **10** | 0.00772 | 771 | 0.00155 | 99,803 | 497,088 | 0.99408 | 6,499,072 | 65.1 |
| **15** | 0.00411 | 407 | 0.00082 | 99,032 | 494,143 | 0.99794 | 6,001,984 | 60.6 |
| **20** | 0.00000 | - | 0.00000 | 98,625 | 493,125 | 0.99702 | 5,507,840 | 55.8 |
| **25** | 0.00597 | 588 | 0.00120 | 98,625 | 491,654 | 0.99414 | 5,014,715 | 50.8 |
| **30** | 0.00576 | 565 | 0.00116 | 98,037 | 488,771 | 0.99170 | 4,523,061 | 46.1 |
| **35** | 0.01085 | 1,058 | 0.00218 | 97,472 | 484,715 | 0.97737 | 4,034,289 | 41.4 |
| **40** | 0.03454 | 3,330 | 0.00703 | 96,414 | 473,745 | 0.97024 | 3,549,574 | 36.8 |
| **45** | 0.02481 | 2,310 | 0.00503 | 93,084 | 459,644 | 0.97419 | 3,075,829 | 33.0 |
| **50** | 0.02684 | 2,436 | 0.00544 | 90,774 | 447,780 | 0.96162 | 2,616,185 | 28.8 |
| **55** | 0.05025 | 4,439 | 0.01031 | 88,338 | 430,592 | 0.95367 | 2,168,405 | 24.5 |
| **60** | 0.04219 | 3,540 | 0.00862 | 83,899 | 410,644 | 0.93001 | 1,737,813 | 20.7 |
| **65** | 0.09901 | 7,956 | 0.02083 | 80,359 | 381,904 | 0.87917 | 1,327,168 | 16.5 |
| **70** | 0.14505 | 10,502 | 0.03128 | 72,403 | 335,758 | 0.82555 | 945,265 | 13.1 |
| **75** | 0.20885 | 12,928 | 0.04664 | 61,901 | 277,184 | 0.54523 [c] | 609,507 | 9.8 |
| **80+** | 1.00000 | 48,973 | 0.14737 | 48,973 | 332,322 | - | 332,322 | 6.8 |

**Nota:** [a] **Daripada umur 0 hingga kumpulan umur 1-4**
*Notes:* *From age of 0 to age group 1-4*

[b] **Daripada umur 0, kumpulan umur 1-4 hingga kumpulan umur 5-9**
*From age of 0, age group 1-4 to age group 5-9*

[c] **Daripada umur 75 hingga 80+**
*From age of 75 to 80+*

**Jadual 3.11.35: Jadual hayat ringkas mengikut jantina dan umur, Tanjung Manis, Sarawak, 2024**
*Table 3.11.35: Abridged life table by sex and age, Tanjung Manis, Sarawak, 2024*

| **Umur** *Age* | **Kebarangkalian mati di antara umur x dan umur x+n** *Probability of dying between age x and age x+n* | **Bilangan kematian di antara umur x dan umur x+n** *Number of deaths between age x and age x+n* | **Kadar tengah mortaliti di antara umur x dan umur x+n** *Central mortality rate between age x and age x+n* | **Penakat (orang yang masih hidup) pada umur tepat x** *Survivors at exact age x* | **Bilangan orang hidup-tahun di antara umur x dan umur x+n** *Number of person-years lived between age x and age x+n* | **Nisbah ketakatan** *Survival ratio* | **Jumlah bilangan orang hidup-tahun selepas umur tepat x** *Total number of person-years lived after exact age x* | **Jangkaan hayat** *Life expectancy* |
|---|---|---|---|---|---|---|---|---|
| **x** | $_nq_x$ | $_nd_x$ | $_nm_x$ | $l_x$ | $_nL_x$ | $_nS_x$ | $T_x$ | $e_x$ |
| **Lelaki dan Perempuan** *Both sexes* | | | | | | | | |
| **0** | 0.00504 | 504 | 0.00506 | 100,000 | 99,529 | 0.99503 [a] | 7,043,756 | 70.4 |
| **1** | 0.00000 | - | 0.00000 | 99,496 | 397,985 | 0.99684 [b] | 6,944,227 | 69.8 |
| **5** | 0.00619 | 616 | 0.00124 | 99,496 | 495,942 | 0.99690 | 6,546,242 | 65.8 |
| **10** | 0.00000 | - | 0.00000 | 98,881 | 494,403 | 0.99871 | 6,050,300 | 61.2 |
| **15** | 0.00258 | 255 | 0.00052 | 98,881 | 493,766 | 0.99871 | 5,555,897 | 56.2 |
| **20** | 0.00000 | - | 0.00000 | 98,626 | 493,129 | 0.99463 | 5,062,132 | 51.3 |
| **25** | 0.01075 | 1,060 | 0.00216 | 98,626 | 490,479 | 0.98690 | 4,569,003 | 46.3 |
| **30** | 0.01548 | 1,510 | 0.00312 | 97,566 | 484,053 | 0.97929 | 4,078,524 | 41.8 |
| **35** | 0.02602 | 2,499 | 0.00527 | 96,056 | 474,029 | 0.97154 | 3,594,471 | 37.4 |
| **40** | 0.03096 | 2,896 | 0.00629 | 93,556 | 460,540 | 0.95653 | 3,120,441 | 33.4 |
| **45** | 0.05637 | 5,110 | 0.01160 | 90,660 | 440,523 | 0.94895 | 2,659,901 | 29.3 |
| **50** | 0.04541 | 3,885 | 0.00929 | 85,549 | 418,034 | 0.93847 | 2,219,379 | 25.9 |
| **55** | 0.07841 | 6,403 | 0.01632 | 81,664 | 392,313 | 0.92064 | 1,801,345 | 22.1 |
| **60** | 0.08039 | 6,050 | 0.01675 | 75,261 | 361,181 | 0.91387 | 1,409,031 | 18.7 |
| **65** | 0.09237 | 6,393 | 0.01937 | 69,211 | 330,074 | 0.86181 | 1,047,851 | 15.1 |
| **70** | 0.18868 | 11,853 | 0.04167 | 62,818 | 284,460 | 0.76496 | 717,777 | 11.4 |
| **75** | 0.29218 | 14,891 | 0.06843 | 50,966 | 217,601 | 0.49782 [c] | 433,317 | 8.5 |
| **80+** | 1.00000 | 36,075 | 0.16723 | 36,075 | 215,715 | - | 215,715 | 6.0 |
| **Lelaki** *Male* | | | | | | | | |
| **0** | 0.00948 | 948 | 0.00956 | 100,000 | 99,118 | 0.99065 [a] | 6,765,010 | 67.7 |
| **1** | 0.00000 | - | 0.00000 | 99,052 | 396,209 | 0.99987 [b] | 6,665,891 | 67.3 |
| **5** | 0.00000 | - | 0.00000 | 99,052 | 495,261 | 1.00000 | 6,269,683 | 63.3 |
| **10** | 0.00000 | - | 0.00000 | 99,052 | 495,261 | 0.99756 | 5,774,422 | 58.3 |
| **15** | 0.00489 | 484 | 0.00098 | 99,052 | 494,050 | 0.99755 | 5,279,161 | 53.3 |
| **20** | 0.00000 | - | 0.00000 | 98,568 | 492,839 | 0.99018 | 4,785,112 | 48.5 |
| **25** | 0.01965 | 1,936 | 0.00397 | 98,568 | 487,998 | 0.97606 | 4,292,273 | 43.5 |
| **30** | 0.02833 | 2,737 | 0.00575 | 96,631 | 476,313 | 0.96973 | 3,804,275 | 39.4 |
| **35** | 0.03226 | 3,029 | 0.00656 | 93,894 | 461,897 | 0.96303 | 3,327,962 | 35.4 |
| **40** | 0.04184 | 3,802 | 0.00855 | 90,865 | 444,820 | 0.94525 | 2,866,065 | 31.5 |
| **45** | 0.06821 | 5,939 | 0.01412 | 87,063 | 420,469 | 0.94560 | 2,421,245 | 27.8 |
| **50** | 0.03957 | 3,210 | 0.00807 | 81,124 | 397,596 | 0.93482 | 2,000,776 | 24.7 |
| **55** | 0.09185 | 7,156 | 0.01925 | 77,914 | 371,680 | 0.90697 | 1,603,180 | 20.6 |
| **60** | 0.09434 | 6,675 | 0.01980 | 70,758 | 337,101 | 0.89182 | 1,231,500 | 17.4 |
| **65** | 0.12346 | 7,911 | 0.02632 | 64,083 | 300,634 | 0.82233 | 894,399 | 14.0 |
| **70** | 0.23952 | 13,454 | 0.05442 | 56,171 | 247,220 | 0.73205 | 593,764 | 10.6 |
| **75** | 0.30534 | 13,043 | 0.07207 | 42,717 | 180,977 | 0.47777 [c] | 346,544 | 8.1 |
| **80+** | 1.00000 | 29,674 | 0.17922 | 29,674 | 165,567 | - | 165,567 | 5.6 |
| **Perempuan** *Female* | | | | | | | | |
| **0** | 0.00000 | - | 0.00000 | 100,000 | 100,000 | 1.00000 [a] | 7,408,472 | 74.1 |
| **1** | 0.00000 | - | 0.00000 | 100,000 | 400,000 | 0.99442 [b] | 7,308,472 | 73.1 |
| **5** | 0.01116 | 1,116 | 0.00224 | 100,000 | 497,210 | 0.99439 | 6,908,472 | 69.1 |
| **10** | 0.00000 | - | 0.00000 | 98,884 | 494,420 | 1.00000 | 6,411,262 | 64.8 |
| **15** | 0.00000 | - | 0.00000 | 98,884 | 494,420 | 1.00000 | 5,916,843 | 59.8 |
| **20** | 0.00000 | - | 0.00000 | 98,884 | 494,420 | 1.00000 | 5,422,423 | 54.8 |
| **25** | 0.00000 | - | 0.00000 | 98,884 | 494,420 | 1.00000 | 4,928,003 | 49.8 |
| **30** | 0.00000 | - | 0.00000 | 98,884 | 494,420 | 0.99062 | 4,433,584 | 44.8 |
| **35** | 0.01876 | 1,855 | 0.00379 | 98,884 | 489,782 | 0.98250 | 3,939,164 | 39.8 |
| **40** | 0.01621 | 1,573 | 0.00327 | 97,029 | 481,212 | 0.97108 | 3,449,383 | 35.6 |
| **45** | 0.04184 | 3,994 | 0.00855 | 95,456 | 467,296 | 0.95311 | 2,968,171 | 31.1 |
| **50** | 0.05215 | 4,770 | 0.01071 | 91,462 | 445,386 | 0.94231 | 2,500,875 | 27.3 |
| **55** | 0.06353 | 5,508 | 0.01312 | 86,692 | 419,692 | 0.93538 | 2,055,489 | 23.7 |
| **60** | 0.06579 | 5,341 | 0.01361 | 81,184 | 392,570 | 0.93483 | 1,635,797 | 20.1 |
| **65** | 0.06452 | 4,893 | 0.01333 | 75,843 | 366,984 | 0.89859 | 1,243,227 | 16.4 |
| **70** | 0.14085 | 9,993 | 0.03030 | 70,950 | 329,769 | 0.79516 | 876,243 | 12.4 |
| **75** | 0.27933 | 17,027 | 0.06494 | 60,957 | 262,219 | 0.52016 [c] | 546,474 | 9.0 |
| **80+** | 1.00000 | 43,930 | 0.15454 | 43,930 | 284,256 | - | 284,256 | 6.5 |

**Nota:** *Notes:*
[a] **Daripada umur 0 hingga kumpulan umur 1-4** *From age of 0 to age group 1-4*
[b] **Daripada umur 0, kumpulan umur 1-4 hingga kumpulan umur 5-9** *From age of 0, age group 1-4 to age group 5-9*
[c] **Daripada umur 75 hingga 80+** *From age of 75 to 80+*

**Jadual 3.11.36: Jadual hayat ringkas mengikut jantina dan umur, Sebauh, Sarawak, 2024**
*Table 3.11.36: Abridged life table by sex and age, Sebauh, Sarawak, 2024*

| **Umur** *Age* | **Kebarangkalian mati di antara umur x dan umur x+n** *Probability of dying between age x and age x+n* | **Bilangan kematian di antara umur x dan umur x+n** *Number of deaths between age x and age x+n* | **Kadar tengah mortaliti di antara umur x dan umur x+n** *Central mortality rate between age x and age x+n* | **Penakat (orang yang masih hidup) pada umur tepat x** *Survivors at exact age x* | **Bilangan orang hidup-tahun di antara umur x dan umur x+n** *Number of person-years lived between age x and age x+n* | **Nisbah ketakatan** *Survival ratio* | **Jumlah bilangan orang hidup-tahun selepas umur tepat x** *Total number of person-years lived after exact age x* | **Jangkaan hayat** *Life expectancy* |
|---|---|---|---|---|---|---|---|---|
| **x** | $_nq_x$ | $_nd_x$ | $_nm_x$ | $l_x$ | $_nL_x$ | $_nS_x$ | $T_x$ | $e_x$ |
| **Lelaki dan Perempuan** *Both sexes* | | | | | | | | |
| **0** | 0.00533 | 533 | 0.00535 | 100,000 | 99,502 | 0.99416 [a] | 7,096,145 | 71.0 |
| **1** | 0.00117 | 117 | 0.00029 | 99,467 | 397,579 | 0.99839 [b] | 6,996,643 | 70.3 |
| **5** | 0.00190 | 189 | 0.00038 | 99,351 | 496,282 | 0.99866 | 6,599,063 | 66.4 |
| **10** | 0.00077 | 77 | 0.00015 | 99,162 | 495,619 | 0.99548 | 6,102,781 | 61.5 |
| **15** | 0.00827 | 820 | 0.00166 | 99,086 | 493,379 | 0.99394 | 5,607,162 | 56.6 |
| **20** | 0.00383 | 377 | 0.00077 | 98,266 | 490,388 | 0.99526 | 5,113,783 | 52.0 |
| **25** | 0.00565 | 553 | 0.00113 | 97,889 | 488,063 | 0.99435 | 4,623,395 | 47.2 |
| **30** | 0.00565 | 549 | 0.00113 | 97,336 | 485,306 | 0.99327 | 4,135,332 | 42.5 |
| **35** | 0.00782 | 757 | 0.00157 | 96,787 | 482,041 | 0.98924 | 3,650,025 | 37.7 |
| **40** | 0.01373 | 1,318 | 0.00276 | 96,030 | 476,853 | 0.97740 | 3,167,984 | 33.0 |
| **45** | 0.03160 | 2,993 | 0.00642 | 94,712 | 466,075 | 0.96630 | 2,691,131 | 28.4 |
| **50** | 0.03587 | 3,290 | 0.00731 | 91,719 | 450,368 | 0.95352 | 2,225,056 | 24.3 |
| **55** | 0.05748 | 5,083 | 0.01184 | 88,429 | 429,436 | 0.94484 | 1,774,688 | 20.1 |
| **60** | 0.05271 | 4,393 | 0.01083 | 83,346 | 405,747 | 0.90976 | 1,345,252 | 16.1 |
| **65** | 0.12987 | 10,254 | 0.02778 | 78,953 | 369,130 | 0.82010 | 939,505 | 11.9 |
| **70** | 0.23739 | 16,308 | 0.05387 | 68,699 | 302,725 | 0.58555 | 570,375 | 8.3 |
| **75** | 0.64662 | 33,877 | 0.19111 | 52,391 | 177,262 | 0.33771 [c] | 267,650 | 5.1 |
| **80+** | 1.00000 | 18,514 | 0.20483 | 18,514 | 90,388 | - | 90,388 | 4.9 |
| **Lelaki** *Male* | | | | | | | | |
| **0** | 0.00862 | 862 | 0.00869 | 100,000 | 99,196 | 0.99043 [a] | 6,980,308 | 69.8 |
| **1** | 0.00227 | 225 | 0.00057 | 99,138 | 396,017 | 0.99780 [b] | 6,881,112 | 69.4 |
| **5** | 0.00178 | 176 | 0.00036 | 98,913 | 494,123 | 0.99911 | 6,485,095 | 65.6 |
| **10** | 0.00000 | - | 0.00000 | 98,736 | 493,682 | 0.99479 | 5,990,972 | 60.7 |
| **15** | 0.01042 | 1,029 | 0.00209 | 98,736 | 491,111 | 0.99138 | 5,497,290 | 55.7 |
| **20** | 0.00681 | 666 | 0.00137 | 97,708 | 486,875 | 0.99282 | 5,006,179 | 51.2 |
| **25** | 0.00754 | 732 | 0.00151 | 97,042 | 483,381 | 0.99292 | 4,519,304 | 46.6 |
| **30** | 0.00661 | 636 | 0.00133 | 96,310 | 479,961 | 0.99285 | 4,035,922 | 41.9 |
| **35** | 0.00769 | 736 | 0.00154 | 95,674 | 476,530 | 0.98600 | 3,555,961 | 37.2 |
| **40** | 0.02035 | 1,932 | 0.00411 | 94,938 | 469,859 | 0.97165 | 3,079,431 | 32.4 |
| **45** | 0.03652 | 3,396 | 0.00744 | 93,006 | 456,538 | 0.95702 | 2,609,573 | 28.1 |
| **50** | 0.04970 | 4,453 | 0.01019 | 89,609 | 436,914 | 0.93774 | 2,153,035 | 24.0 |
| **55** | 0.07547 | 6,427 | 0.01569 | 85,156 | 409,714 | 0.93175 | 1,716,121 | 20.2 |
| **60** | 0.06044 | 4,758 | 0.01246 | 78,729 | 381,751 | 0.89818 | 1,306,407 | 16.6 |
| **65** | 0.14587 | 10,790 | 0.03147 | 73,971 | 342,880 | 0.83305 | 924,656 | 12.5 |
| **70** | 0.19164 | 12,108 | 0.04239 | 63,181 | 285,635 | 0.64079 | 581,776 | 9.2 |
| **75** | 0.56650 | 28,933 | 0.15808 | 51,073 | 183,033 | 0.38194 [c] | 296,141 | 5.8 |
| **80+** | 1.00000 | 22,140 | 0.19574 | 22,140 | 113,108 | - | 113,108 | 5.1 |
| **Perempuan** *Female* | | | | | | | | |
| **0** | 0.00211 | 211 | 0.00211 | 100,000 | 99,801 | 0.99792 [a] | 7,226,757 | 72.3 |
| **1** | 0.00000 | - | 0.00000 | 99,789 | 399,157 | 0.99896 [b] | 7,126,956 | 71.4 |
| **5** | 0.00203 | 203 | 0.00041 | 99,789 | 498,440 | 0.99819 | 6,727,799 | 67.4 |
| **10** | 0.00159 | 159 | 0.00032 | 99,587 | 497,536 | 0.99628 | 6,229,359 | 62.6 |
| **15** | 0.00586 | 582 | 0.00118 | 99,428 | 495,683 | 0.99706 | 5,731,823 | 57.6 |
| **20** | 0.00000 | - | 0.00000 | 98,845 | 494,227 | 0.99853 | 5,236,139 | 53.0 |
| **25** | 0.00295 | 291 | 0.00059 | 98,845 | 493,499 | 0.99644 | 4,741,912 | 48.0 |
| **30** | 0.00418 | 412 | 0.00084 | 98,554 | 491,740 | 0.99391 | 4,248,413 | 43.1 |
| **35** | 0.00800 | 785 | 0.00161 | 98,142 | 488,746 | 0.99431 | 3,756,673 | 38.3 |
| **40** | 0.00335 | 327 | 0.00067 | 97,356 | 485,966 | 0.98555 | 3,267,927 | 33.6 |
| **45** | 0.02558 | 2,482 | 0.00518 | 97,030 | 478,945 | 0.97792 | 2,781,961 | 28.7 |
| **50** | 0.01850 | 1,749 | 0.00373 | 94,548 | 468,368 | 0.97101 | 2,303,016 | 24.4 |
| **55** | 0.03967 | 3,682 | 0.00810 | 92,799 | 454,791 | 0.95907 | 1,834,648 | 19.8 |
| **60** | 0.04224 | 3,764 | 0.00863 | 89,117 | 436,176 | 0.92387 | 1,379,856 | 15.5 |
| **65** | 0.11152 | 9,519 | 0.02362 | 85,353 | 402,969 | 0.80099 | 943,680 | 11.1 |
| **70** | 0.29748 | 22,559 | 0.06989 | 75,834 | 322,773 | 0.50663 | 540,711 | 7.1 |
| **75** | 0.77220 | 41,139 | 0.25157 | 53,275 | 163,527 | 0.24966 [c] | 217,939 | 4.1 |
| **80+** | 1.00000 | 12,136 | 0.22304 | 12,136 | 54,412 | - | 54,412 | 4.5 |

**Nota:** *Notes:*
[a] **Daripada umur 0 hingga kumpulan umur 1-4** *From age of 0 to age group 1-4*
[b] **Daripada umur 0, kumpulan umur 1-4 hingga kumpulan umur 5-9** *From age of 0, age group 1-4 to age group 5-9*
[c] **Daripada umur 75 hingga 80+** *From age of 75 to 80+*

**Jadual 3.11.37: Jadual hayat ringkas mengikut jantina dan umur, Bukit Mabong, Sarawak, 2024**
*Table 3.11.37: Abridged life table by sex and age, Bukit Mabong, Sarawak, 2024*

| **Umur** *Age* | **Kebarangkalian mati di antara umur x dan umur x+n** *Probability of dying between age x and age x+n* | **Bilangan kematian di antara umur x dan umur x+n** *Number of deaths between age x and age x+n* | **Kadar tengah mortaliti di antara umur x dan umur x+n** *Central mortality rate between age x and age x+n* | **Penakat (orang yang masih hidup) pada umur tepat x** *Survivors at exact age x* | **Bilangan orang hidup-tahun di antara umur x dan umur x+n** *Number of person-years lived between age x and age x+n* | **Nisbah ketakatan** *Survival ratio* | **Jumlah bilangan orang hidup-tahun selepas umur tepat x** *Total number of person-years lived after exact age x* | **Jangkaan hayat** *Life expectancy* |
|---|---|---|---|---|---|---|---|---|
| **x** | $_nq_x$ | $_nd_x$ | $_nm_x$ | $l_x$ | $_nL_x$ | $_nS_x$ | $T_x$ | $e_x$ |
| **Lelaki dan Perempuan** *Both sexes* | | | | | | | | |
| **0** | 0.00340 | 340 | 0.00341 | 100,000 | 99,681 | 0.99490 [a] | 7,067,053 | 70.7 |
| **1** | 0.00353 | 351 | 0.00088 | 99,660 | 397,770 | 0.99818 [b] | 6,967,372 | 69.9 |
| **5** | 0.00000 | - | 0.00000 | 99,309 | 496,545 | 0.99799 | 6,569,602 | 66.2 |
| **10** | 0.00402 | 400 | 0.00081 | 99,309 | 495,546 | 0.99068 | 6,073,057 | 61.2 |
| **15** | 0.01464 | 1,448 | 0.00295 | 98,909 | 490,927 | 0.98682 | 5,577,511 | 56.4 |
| **20** | 0.01169 | 1,139 | 0.00235 | 97,461 | 484,458 | 0.99188 | 5,086,584 | 52.2 |
| **25** | 0.00451 | 435 | 0.00090 | 96,322 | 480,524 | 0.99142 | 4,602,126 | 47.8 |
| **30** | 0.01266 | 1,214 | 0.00255 | 95,887 | 476,403 | 0.98059 | 4,121,602 | 43.0 |
| **35** | 0.02626 | 2,486 | 0.00532 | 94,674 | 467,154 | 0.96870 | 3,645,199 | 38.5 |
| **40** | 0.03648 | 3,363 | 0.00743 | 92,188 | 452,532 | 0.96853 | 3,178,045 | 34.5 |
| **45** | 0.02627 | 2,334 | 0.00532 | 88,825 | 438,290 | 0.96363 | 2,725,513 | 30.7 |
| **50** | 0.04673 | 4,042 | 0.00957 | 86,491 | 422,352 | 0.94892 | 2,287,223 | 26.4 |
| **55** | 0.05565 | 4,588 | 0.01145 | 82,450 | 400,777 | 0.94240 | 1,864,871 | 22.6 |
| **60** | 0.05967 | 4,646 | 0.01230 | 77,861 | 377,692 | 0.90532 | 1,464,094 | 18.8 |
| **65** | 0.13193 | 9,659 | 0.02825 | 73,216 | 341,930 | 0.84886 | 1,086,403 | 14.8 |
| **70** | 0.17327 | 11,012 | 0.03794 | 63,556 | 290,252 | 0.77678 | 744,473 | 11.7 |
| **75** | 0.28365 | 14,904 | 0.06610 | 52,544 | 225,461 | 0.50363 [c] | 454,221 | 8.6 |
| **80+** | 1.00000 | 37,640 | 0.16454 | 37,640 | 228,760 | - | 228,760 | 6.1 |
| **Lelaki** *Male* | | | | | | | | |
| **0** | 0.00354 | 354 | 0.00355 | 100,000 | 99,665 | 0.99492 [a] | 6,948,733 | 69.5 |
| **1** | 0.00336 | 335 | 0.00084 | 99,646 | 397,794 | 0.99818 [b] | 6,849,069 | 68.7 |
| **5** | 0.00000 | - | 0.00000 | 99,311 | 496,555 | 0.99792 | 6,451,274 | 65.0 |
| **10** | 0.00417 | 414 | 0.00084 | 99,311 | 495,520 | 0.99259 | 5,954,719 | 60.0 |
| **15** | 0.01066 | 1,054 | 0.00214 | 98,897 | 491,850 | 0.98698 | 5,459,199 | 55.2 |
| **20** | 0.01541 | 1,508 | 0.00311 | 97,843 | 485,445 | 0.98874 | 4,967,349 | 50.8 |
| **25** | 0.00705 | 679 | 0.00142 | 96,335 | 479,977 | 0.98755 | 4,481,904 | 46.5 |
| **30** | 0.01789 | 1,711 | 0.00361 | 95,656 | 474,001 | 0.97504 | 4,001,927 | 41.8 |
| **35** | 0.03215 | 3,021 | 0.00654 | 93,945 | 462,171 | 0.96570 | 3,527,926 | 37.6 |
| **40** | 0.03652 | 3,321 | 0.00744 | 90,924 | 446,317 | 0.97086 | 3,065,755 | 33.7 |
| **45** | 0.02147 | 1,881 | 0.00434 | 87,603 | 433,314 | 0.96379 | 2,619,437 | 29.9 |
| **50** | 0.05128 | 4,396 | 0.01053 | 85,722 | 417,622 | 0.94132 | 2,186,124 | 25.5 |
| **55** | 0.06648 | 5,407 | 0.01375 | 81,326 | 393,114 | 0.93701 | 1,768,502 | 21.7 |
| **60** | 0.05924 | 4,498 | 0.01221 | 75,919 | 368,353 | 0.89946 | 1,375,387 | 18.1 |
| **65** | 0.14444 | 10,316 | 0.03114 | 71,422 | 331,320 | 0.84642 | 1,007,034 | 14.1 |
| **70** | 0.16427 | 10,038 | 0.03579 | 61,106 | 280,435 | 0.74436 | 675,715 | 11.1 |
| **75** | 0.36496 | 18,638 | 0.08929 | 51,068 | 208,745 | 0.47190 [c] | 395,279 | 7.7 |
| **80+** | 1.00000 | 32,430 | 0.17386 | 32,430 | 186,534 | - | 186,534 | 5.8 |
| **Perempuan** *Female* | | | | | | | | |
| **0** | 0.00326 | 326 | 0.00327 | 100,000 | 99,693 | 0.99494 [a] | 7,235,315 | 72.4 |
| **1** | 0.00371 | 370 | 0.00093 | 99,674 | 397,778 | 0.99809 [b] | 7,135,622 | 71.6 |
| **5** | 0.00000 | - | 0.00000 | 99,304 | 496,521 | 0.99812 | 6,737,844 | 67.9 |
| **10** | 0.00376 | 374 | 0.00075 | 99,304 | 495,587 | 0.98839 | 6,241,323 | 62.9 |
| **15** | 0.01949 | 1,928 | 0.00394 | 98,930 | 489,831 | 0.98680 | 5,745,736 | 58.1 |
| **20** | 0.00678 | 658 | 0.00136 | 97,002 | 483,366 | 0.99660 | 5,255,905 | 54.2 |
| **25** | 0.00000 | - | 0.00000 | 96,344 | 481,722 | 0.99770 | 4,772,539 | 49.5 |
| **30** | 0.00459 | 443 | 0.00092 | 96,344 | 480,615 | 0.99052 | 4,290,817 | 44.5 |
| **35** | 0.01439 | 1,380 | 0.00290 | 95,902 | 476,059 | 0.97470 | 3,810,202 | 39.7 |
| **40** | 0.03636 | 3,437 | 0.00741 | 94,522 | 464,017 | 0.96487 | 3,334,142 | 35.3 |
| **45** | 0.03385 | 3,083 | 0.00689 | 91,085 | 447,715 | 0.96328 | 2,870,125 | 31.5 |
| **50** | 0.03968 | 3,492 | 0.00810 | 88,001 | 431,276 | 0.95891 | 2,422,410 | 27.5 |
| **55** | 0.04255 | 3,596 | 0.00870 | 84,509 | 413,556 | 0.94865 | 1,991,134 | 23.6 |
| **60** | 0.06053 | 4,898 | 0.01248 | 80,913 | 392,321 | 0.91139 | 1,577,578 | 19.5 |
| **65** | 0.11851 | 9,008 | 0.02519 | 76,015 | 357,556 | 0.84944 | 1,185,257 | 15.6 |
| **70** | 0.18692 | 12,525 | 0.04124 | 67,007 | 303,723 | 0.80561 | 827,702 | 12.4 |
| **75** | 0.20359 | 11,092 | 0.04533 | 54,482 | 244,681 | 0.53303 [c] | 523,978 | 9.6 |
| **80+** | 1.00000 | 43,390 | 0.15535 | 43,390 | 279,297 | - | 279,297 | 6.4 |

**Nota:** *Notes:*
[a] **Daripada umur 0 hingga kumpulan umur 1-4** *From age of 0 to age group 1-4*
[b] **Daripada umur 0, kumpulan umur 1-4 hingga kumpulan umur 5-9** *From age of 0, age group 1-4 to age group 5-9*
[c] **Daripada umur 75 hingga 80+** *From age of 75 to 80+*

**Jadual 3.11.38: Jadual hayat ringkas mengikut jantina dan umur, Subis, Sarawak, 2024**
*Table 3.11.38: Abridged life table by sex and age, Subis, Sarawak, 2024*

| **Umur** *Age* | **Kebarangkalian mati di antara umur x dan umur x+n** *Probability of dying between age x and age x+n* | **Bilangan kematian di antara umur x dan umur x+n** *Number of deaths between age x and age x+n* | **Kadar tengah mortaliti di antara umur x dan umur x+n** *Central mortality rate between age x and age x+n* | **Penakat (orang yang masih hidup) pada umur tepat x** *Survivors at exact age x* | **Bilangan orang hidup-tahun di antara umur x dan umur x+n** *Number of person-years lived between age x and age x+n* | **Nisbah ketakatan** *Survival ratio* | **Jumlah bilangan orang hidup-tahun selepas umur tepat x** *Total number of person-years lived after exact age x* | **Jangkaan hayat** *Life expectancy* |
|---|---|---|---|---|---|---|---|---|
| **x** | $_nq_x$ | $_nd_x$ | $_nm_x$ | $l_x$ | $_nL_x$ | $_nS_x$ | $T_x$ | $e_x$ |
| **Lelaki dan Perempuan** *Both sexes* | | | | | | | | |
| **0** | 0.00854 | 854 | 0.00860 | 100,000 | 99,211 | 0.99040 [a] | 7,121,514 | 71.2 |
| **1** | 0.00241 | 239 | 0.00060 | 99,146 | 395,990 | 0.99839 [b] | 7,022,303 | 70.8 |
| **5** | 0.00054 | 53 | 0.00011 | 98,907 | 494,403 | 0.99951 | 6,626,313 | 67.0 |
| **10** | 0.00045 | 45 | 0.00009 | 98,854 | 494,160 | 0.99771 | 6,131,909 | 62.0 |
| **15** | 0.00413 | 409 | 0.00083 | 98,810 | 493,027 | 0.99460 | 5,637,750 | 57.1 |
| **20** | 0.00666 | 656 | 0.00134 | 98,401 | 490,366 | 0.99384 | 5,144,723 | 52.3 |
| **25** | 0.00564 | 552 | 0.00113 | 97,745 | 487,348 | 0.99273 | 4,654,356 | 47.6 |
| **30** | 0.00891 | 866 | 0.00179 | 97,194 | 483,805 | 0.98943 | 4,167,008 | 42.9 |
| **35** | 0.01225 | 1,180 | 0.00246 | 96,328 | 478,691 | 0.98497 | 3,683,204 | 38.2 |
| **40** | 0.01785 | 1,699 | 0.00360 | 95,148 | 471,494 | 0.97654 | 3,204,513 | 33.7 |
| **45** | 0.02916 | 2,725 | 0.00592 | 93,449 | 460,434 | 0.95804 | 2,733,018 | 29.2 |
| **50** | 0.05514 | 5,002 | 0.01134 | 90,724 | 441,115 | 0.93784 | 2,272,585 | 25.0 |
| **55** | 0.06960 | 5,966 | 0.01442 | 85,722 | 413,694 | 0.92737 | 1,831,470 | 21.4 |
| **60** | 0.07589 | 6,052 | 0.01578 | 79,756 | 383,647 | 0.89668 | 1,417,776 | 17.8 |
| **65** | 0.13300 | 9,803 | 0.02850 | 73,703 | 344,009 | 0.83551 | 1,034,129 | 14.0 |
| **70** | 0.20080 | 12,831 | 0.04464 | 63,901 | 287,424 | 0.73252 | 690,120 | 10.8 |
| **75** | 0.35091 | 17,921 | 0.08512 | 51,069 | 210,543 | 0.47717 [c] | 402,696 | 7.9 |
| **80+** | 1.00000 | 33,148 | 0.17251 | 33,148 | 192,153 | - | 192,153 | 5.8 |
| **Lelaki** *Male* | | | | | | | | |
| **0** | 0.01002 | 1,002 | 0.01011 | 100,000 | 99,069 | 0.98881 [a] | 6,930,911 | 69.3 |
| **1** | 0.00279 | 277 | 0.00070 | 98,998 | 395,335 | 0.99839 [b] | 6,831,841 | 69.0 |
| **5** | 0.00000 | - | 0.00000 | 98,721 | 493,607 | 0.99958 | 6,436,507 | 65.2 |
| **10** | 0.00085 | 84 | 0.00017 | 98,721 | 493,398 | 0.99674 | 5,942,900 | 60.2 |
| **15** | 0.00567 | 559 | 0.00114 | 98,638 | 491,790 | 0.99383 | 5,449,501 | 55.2 |
| **20** | 0.00667 | 655 | 0.00134 | 98,078 | 488,755 | 0.99351 | 4,957,711 | 50.5 |
| **25** | 0.00630 | 614 | 0.00126 | 97,424 | 485,585 | 0.99126 | 4,468,956 | 45.9 |
| **30** | 0.01120 | 1,084 | 0.00225 | 96,810 | 481,340 | 0.98598 | 3,983,371 | 41.1 |
| **35** | 0.01686 | 1,614 | 0.00340 | 95,726 | 474,594 | 0.98169 | 3,502,030 | 36.6 |
| **40** | 0.01979 | 1,863 | 0.00400 | 94,112 | 465,902 | 0.96991 | 3,027,437 | 32.2 |
| **45** | 0.04061 | 3,746 | 0.00829 | 92,249 | 451,881 | 0.94670 | 2,561,535 | 27.8 |
| **50** | 0.06653 | 5,888 | 0.01376 | 88,503 | 427,795 | 0.92668 | 2,109,655 | 23.8 |
| **55** | 0.08060 | 6,659 | 0.01680 | 82,615 | 396,428 | 0.91542 | 1,681,859 | 20.4 |
| **60** | 0.08892 | 6,754 | 0.01861 | 75,956 | 362,896 | 0.88208 | 1,285,432 | 16.9 |
| **65** | 0.14975 | 10,363 | 0.03237 | 69,202 | 320,104 | 0.81235 | 922,535 | 13.3 |
| **70** | 0.23222 | 13,664 | 0.05255 | 58,839 | 260,037 | 0.70957 | 602,431 | 10.2 |
| **75** | 0.36624 | 16,545 | 0.08967 | 45,176 | 184,515 | 0.46110 [c] | 342,394 | 7.6 |
| **80+** | 1.00000 | 28,630 | 0.18134 | 28,630 | 157,879 | - | 157,879 | 5.5 |
| **Perempuan** *Female* | | | | | | | | |
| **0** | 0.00705 | 705 | 0.00709 | 100,000 | 99,346 | 0.99206 [a] | 7,369,310 | 73.7 |
| **1** | 0.00200 | 199 | 0.00050 | 99,295 | 396,687 | 0.99832 [b] | 7,269,964 | 73.2 |
| **5** | 0.00114 | 113 | 0.00023 | 99,097 | 495,200 | 0.99943 | 6,873,277 | 69.4 |
| **10** | 0.00000 | - | 0.00000 | 98,984 | 494,918 | 0.99880 | 6,378,077 | 64.4 |
| **15** | 0.00240 | 238 | 0.00048 | 98,984 | 494,324 | 0.99548 | 5,883,160 | 59.4 |
| **20** | 0.00665 | 657 | 0.00133 | 98,746 | 492,088 | 0.99430 | 5,388,836 | 54.6 |
| **25** | 0.00474 | 465 | 0.00095 | 98,089 | 489,283 | 0.99471 | 4,896,748 | 49.9 |
| **30** | 0.00584 | 571 | 0.00117 | 97,624 | 486,694 | 0.99411 | 4,407,464 | 45.1 |
| **35** | 0.00595 | 577 | 0.00119 | 97,054 | 483,825 | 0.98939 | 3,920,770 | 40.4 |
| **40** | 0.01531 | 1,477 | 0.00308 | 96,477 | 478,691 | 0.98497 | 3,436,945 | 35.6 |
| **45** | 0.01475 | 1,402 | 0.00297 | 95,000 | 471,495 | 0.97211 | 2,958,254 | 31.1 |
| **50** | 0.04122 | 3,858 | 0.00842 | 93,598 | 458,346 | 0.95064 | 2,486,759 | 26.6 |
| **55** | 0.05785 | 5,192 | 0.01192 | 89,740 | 435,721 | 0.94008 | 2,028,413 | 22.6 |
| **60** | 0.06211 | 5,251 | 0.01282 | 84,548 | 409,612 | 0.91228 | 1,592,692 | 18.8 |
| **65** | 0.11503 | 9,122 | 0.02441 | 79,297 | 373,679 | 0.86298 | 1,183,080 | 14.9 |
| **70** | 0.16187 | 11,359 | 0.03523 | 70,175 | 322,477 | 0.75974 | 809,401 | 11.5 |
| **75** | 0.33378 | 19,631 | 0.08013 | 58,816 | 245,000 | 0.49684 [c] | 486,924 | 8.3 |
| **80+** | 1.00000 | 39,184 | 0.16197 | 39,184 | 241,924 | - | 241,924 | 6.2 |

**Nota:** *Notes:*
[a] **Daripada umur 0 hingga kumpulan umur 1-4** *From age of 0 to age group 1-4*
[b] **Daripada umur 0, kumpulan umur 1-4 hingga kumpulan umur 5-9** *From age of 0, age group 1-4 to age group 5-9*
[c] **Daripada umur 75 hingga 80+** *From age of 75 to 80+*

**Jadual 3.11.39: Jadual hayat ringkas mengikut jantina dan umur, Beluru, Sarawak, 2024**
*Table 3.11.39: Abridged life table by sex and age, Beluru, Sarawak, 2024*

| Umur *Age* | Kebarangkalian mati di antara umur x dan umur x+n *Probability of dying between age x and age x+n* | Bilangan kematian di antara umur x dan umur x+n *Number of deaths between age x and age x+n* | Kadar tengah mortaliti di antara umur x dan umur x+n *Central mortality rate between age x and age x+n* | Penakat (orang yang masih hidup) pada umur tepat x *Survivors at exact age x* | Bilangan orang hidup-tahun di antara umur x dan umur x+n *Number of person-years lived between age x and age x+n* | Nisbah ketakatan *Survival ratio* | Jumlah bilangan orang hidup-tahun selepas umur tepat x *Total number of person-years lived after exact age x* | Jangkaan hayat *Life expectancy* |
|---|---|---|---|---|---|---|---|---|
| x | $_nq_x$ | $_nd_x$ | $_nm_x$ | $l_x$ | $_nL_x$ | $_nS_x$ | $T_x$ | $e_x$ |
| **Lelaki dan Perempuan** *Both sexes* | | | | | | | | |
| **0** | 0.01174 | 1,174 | 0.01187 | 100,000 | 98,926 | 0.98706 [a] | 7,237,135 | 72.4 |
| **1** | 0.00283 | 280 | 0.00071 | 98,826 | 394,605 | 0.99751 [b] | 7,138,209 | 72.2 |
| **5** | 0.00173 | 170 | 0.00035 | 98,546 | 492,304 | 0.99841 | 6,743,605 | 68.4 |
| **10** | 0.00145 | 142 | 0.00029 | 98,376 | 491,522 | 0.99797 | 6,251,301 | 63.5 |
| **15** | 0.00262 | 257 | 0.00052 | 98,233 | 490,524 | 0.99678 | 5,759,779 | 58.6 |
| **20** | 0.00382 | 375 | 0.00077 | 97,976 | 488,945 | 0.99574 | 5,269,255 | 53.8 |
| **25** | 0.00470 | 459 | 0.00094 | 97,602 | 486,861 | 0.99445 | 4,780,310 | 49.0 |
| **30** | 0.00640 | 621 | 0.00128 | 97,143 | 484,160 | 0.98802 | 4,293,448 | 44.2 |
| **35** | 0.01760 | 1,699 | 0.00355 | 96,521 | 478,360 | 0.98428 | 3,809,288 | 39.5 |
| **40** | 0.01381 | 1,309 | 0.00278 | 94,823 | 470,840 | 0.97605 | 3,330,928 | 35.1 |
| **45** | 0.03424 | 3,202 | 0.00697 | 93,514 | 459,562 | 0.96422 | 2,860,088 | 30.6 |
| **50** | 0.03737 | 3,375 | 0.00762 | 90,311 | 443,120 | 0.95036 | 2,400,525 | 26.6 |
| **55** | 0.06239 | 5,424 | 0.01288 | 86,937 | 421,124 | 0.92502 | 1,957,405 | 22.5 |
| **60** | 0.08840 | 7,206 | 0.01850 | 81,513 | 389,549 | 0.89694 | 1,536,282 | 18.8 |
| **65** | 0.11915 | 8,853 | 0.02534 | 74,307 | 349,401 | 0.87540 | 1,146,733 | 15.4 |
| **70** | 0.13080 | 8,561 | 0.02799 | 65,453 | 305,865 | 0.79213 | 797,332 | 12.2 |
| **75** | 0.29655 | 16,871 | 0.06963 | 56,892 | 242,284 | 0.50702 [c] | 491,467 | 8.6 |
| **80+** | 1.00000 | 40,021 | 0.16061 | 40,021 | 249,184 | - | 249,184 | 6.2 |
| **Lelaki** *Male* | | | | | | | | |
| **0** | 0.01044 | 1,044 | 0.01055 | 100,000 | 99,031 | 0.98687 [a] | 7,071,431 | 70.7 |
| **1** | 0.00603 | 597 | 0.00151 | 98,956 | 394,404 | 0.99482 [b] | 6,972,399 | 70.5 |
| **5** | 0.00372 | 366 | 0.00075 | 98,359 | 490,880 | 0.99671 | 6,577,996 | 66.9 |
| **10** | 0.00285 | 279 | 0.00057 | 97,993 | 489,267 | 0.99731 | 6,087,116 | 62.1 |
| **15** | 0.00253 | 247 | 0.00051 | 97,714 | 487,950 | 0.99580 | 5,597,849 | 57.3 |
| **20** | 0.00588 | 573 | 0.00118 | 97,466 | 485,900 | 0.99316 | 5,109,899 | 52.4 |
| **25** | 0.00782 | 757 | 0.00157 | 96,894 | 482,575 | 0.99238 | 4,623,999 | 47.7 |
| **30** | 0.00742 | 713 | 0.00149 | 96,136 | 478,899 | 0.98682 | 4,141,424 | 43.1 |
| **35** | 0.01899 | 1,812 | 0.00383 | 95,423 | 472,586 | 0.98049 | 3,662,524 | 38.4 |
| **40** | 0.02003 | 1,875 | 0.00405 | 93,611 | 463,368 | 0.96435 | 3,189,938 | 34.1 |
| **45** | 0.05158 | 4,732 | 0.01059 | 91,736 | 446,849 | 0.94764 | 2,726,571 | 29.7 |
| **50** | 0.05319 | 4,628 | 0.01093 | 87,004 | 423,450 | 0.95056 | 2,279,721 | 26.2 |
| **55** | 0.04548 | 3,746 | 0.00931 | 82,376 | 402,514 | 0.92747 | 1,856,271 | 22.5 |
| **60** | 0.10087 | 7,931 | 0.02125 | 78,630 | 373,320 | 0.88971 | 1,453,757 | 18.5 |
| **65** | 0.12076 | 8,538 | 0.02570 | 70,698 | 332,147 | 0.87436 | 1,080,437 | 15.3 |
| **70** | 0.13119 | 8,155 | 0.02808 | 62,160 | 290,415 | 0.78892 | 748,291 | 12.0 |
| **75** | 0.30303 | 16,365 | 0.07143 | 54,006 | 229,115 | 0.49961 [c] | 457,875 | 8.5 |
| **80+** | 1.00000 | 37,640 | 0.16454 | 37,640 | 228,760 | - | 228,760 | 6.1 |
| **Perempuan** *Female* | | | | | | | | |
| **0** | 0.01304 | 1,304 | 0.01319 | 100,000 | 98,812 | 0.98719 [a] | 7,420,976 | 74.2 |
| **1** | 0.00000 | - | 0.00000 | 98,696 | 394,785 | 0.99976 [b] | 7,322,164 | 74.2 |
| **5** | 0.00000 | - | 0.00000 | 98,696 | 493,481 | 1.00000 | 6,927,379 | 70.2 |
| **10** | 0.00000 | - | 0.00000 | 98,696 | 493,481 | 0.99865 | 6,433,898 | 65.2 |
| **15** | 0.00270 | 267 | 0.00054 | 98,696 | 492,814 | 0.99795 | 5,940,416 | 60.2 |
| **20** | 0.00139 | 137 | 0.00028 | 98,429 | 491,804 | 0.99868 | 5,447,603 | 55.3 |
| **25** | 0.00124 | 122 | 0.00025 | 98,292 | 491,156 | 0.99696 | 4,955,799 | 50.4 |
| **30** | 0.00484 | 475 | 0.00097 | 98,170 | 489,663 | 0.98985 | 4,464,642 | 45.5 |
| **35** | 0.01547 | 1,512 | 0.00312 | 97,695 | 484,695 | 0.98941 | 3,974,979 | 40.7 |
| **40** | 0.00563 | 542 | 0.00113 | 96,183 | 479,561 | 0.98849 | 3,490,284 | 36.3 |
| **45** | 0.01741 | 1,665 | 0.00351 | 95,641 | 474,043 | 0.98192 | 3,010,723 | 31.5 |
| **50** | 0.01876 | 1,763 | 0.00379 | 93,976 | 465,471 | 0.95047 | 2,536,681 | 27.0 |
| **55** | 0.08090 | 7,460 | 0.01686 | 92,213 | 442,414 | 0.92144 | 2,071,210 | 22.5 |
| **60** | 0.07602 | 6,443 | 0.01580 | 84,753 | 407,658 | 0.90414 | 1,628,796 | 19.2 |
| **65** | 0.11734 | 9,189 | 0.02493 | 78,310 | 368,578 | 0.87659 | 1,221,138 | 15.6 |
| **70** | 0.13029 | 9,006 | 0.02787 | 69,121 | 323,091 | 0.79517 | 852,560 | 12.3 |
| **75** | 0.29053 | 17,466 | 0.06798 | 60,115 | 256,912 | 0.51477 [c] | 529,469 | 8.8 |
| **80+** | 1.00000 | 42,650 | 0.15648 | 42,650 | 272,557 | - | 272,557 | 6.4 |

**Nota:** *Notes:*
[a] **Daripada umur 0 hingga kumpulan umur 1-4** *From age of 0 to age group 1-4*
[b] **Daripada umur 0, kumpulan umur 1-4 hingga kumpulan umur 5-9** *From age of 0, age group 1-4 to age group 5-9*
[c] **Daripada umur 75 hingga 80+** *From age of 75 to 80+*

**Jadual 3.11.40: Jadual hayat ringkas mengikut jantina dan umur, Telang Usan, Sarawak, 2024**
*Table 3.11.40: Abridged life table by sex and age, Telang Usan, Sarawak, 2024*

| **Umur** *Age* | **Kebarangkalian mati di antara umur x dan umur x+n** *Probability of dying between age x and age x+n* | **Bilangan kematian di antara umur x dan umur x+n** *Number of deaths between age x and age x+n* | **Kadar tengah mortaliti di antara umur x dan umur x+n** *Central mortality rate between age x and age x+n* | **Penakat (orang yang masih hidup) pada umur tepat x** *Survivors at exact age x* | **Bilangan orang hidup-tahun di antara umur x dan umur x+n** *Number of person-years lived between age x and age x+n* | **Nisbah ketakatan** *Survival ratio* | **Jumlah bilangan orang hidup-tahun selepas umur tepat x** *Total number of person-years lived after exact age x* | **Jangkaan hayat** *Life expectancy* |
|---|---|---|---|---|---|---|---|---|
| **x** | $_nq_x$ | $_nd_x$ | $_nm_x$ | $l_x$ | $_nL_x$ | $_nS_x$ | $T_x$ | $e_x$ |
| **Lelaki dan Perempuan** *Both sexes* | | | | | | | | |
| **0** | 0.01448 | 1,448 | 0.01467 | 100,000 | 98,687 | 0.98178 [a] | 7,108,002 | 71.1 |
| **1** | 0.00815 | 803 | 0.00205 | 98,552 | 392,202 | 0.99438 [b] | 7,009,315 | 71.1 |
| **5** | 0.00253 | 247 | 0.00051 | 97,749 | 488,130 | 0.99781 | 6,617,113 | 67.7 |
| **10** | 0.00185 | 181 | 0.00037 | 97,502 | 487,061 | 0.99712 | 6,128,983 | 62.9 |
| **15** | 0.00390 | 380 | 0.00078 | 97,322 | 485,659 | 0.99645 | 5,641,922 | 58.0 |
| **20** | 0.00320 | 310 | 0.00064 | 96,942 | 483,935 | 0.99113 | 5,156,263 | 53.2 |
| **25** | 0.01456 | 1,407 | 0.00293 | 96,632 | 479,643 | 0.98714 | 4,672,329 | 48.4 |
| **30** | 0.01113 | 1,060 | 0.00224 | 95,225 | 473,477 | 0.98430 | 4,192,686 | 44.0 |
| **35** | 0.02032 | 1,913 | 0.00411 | 94,165 | 466,044 | 0.98287 | 3,719,209 | 39.5 |
| **40** | 0.01389 | 1,281 | 0.00280 | 92,252 | 458,058 | 0.97951 | 3,253,165 | 35.3 |
| **45** | 0.02719 | 2,474 | 0.00551 | 90,971 | 448,671 | 0.96426 | 2,795,107 | 30.7 |
| **50** | 0.04452 | 3,940 | 0.00911 | 88,497 | 432,636 | 0.94780 | 2,346,436 | 26.5 |
| **55** | 0.06024 | 5,094 | 0.01242 | 84,557 | 410,051 | 0.94445 | 1,913,799 | 22.6 |
| **60** | 0.05056 | 4,017 | 0.01037 | 79,463 | 387,273 | 0.91221 | 1,503,748 | 18.9 |
| **65** | 0.12701 | 9,582 | 0.02712 | 75,446 | 353,274 | 0.86961 | 1,116,475 | 14.8 |
| **70** | 0.13426 | 8,843 | 0.02878 | 65,864 | 307,211 | 0.76328 | 763,201 | 11.6 |
| **75** | 0.35508 | 20,247 | 0.08635 | 57,021 | 234,487 | 0.48576 [c] | 455,990 | 8.0 |
| **80+** | 1.00000 | 36,774 | 0.16602 | 36,774 | 221,503 | - | 221,503 | 6.0 |
| **Lelaki** *Male* | | | | | | | | |
| **0** | 0.02387 | 2,387 | 0.02438 | 100,000 | 97,879 | 0.97435 [a] | 6,851,281 | 68.5 |
| **1** | 0.00489 | 477 | 0.00123 | 97,613 | 389,299 | 0.99693 [b] | 6,753,403 | 69.2 |
| **5** | 0.00000 | - | 0.00000 | 97,136 | 485,680 | 0.99907 | 6,364,104 | 65.5 |
| **10** | 0.00186 | 181 | 0.00037 | 97,136 | 485,227 | 0.99764 | 5,878,424 | 60.5 |
| **15** | 0.00286 | 278 | 0.00057 | 96,955 | 484,080 | 0.99758 | 5,393,196 | 55.6 |
| **20** | 0.00197 | 190 | 0.00039 | 96,677 | 482,911 | 0.98995 | 4,909,116 | 50.8 |
| **25** | 0.01815 | 1,751 | 0.00366 | 96,487 | 478,058 | 0.98426 | 4,426,205 | 45.9 |
| **30** | 0.01328 | 1,258 | 0.00267 | 94,736 | 470,535 | 0.98410 | 3,948,147 | 41.7 |
| **35** | 0.01855 | 1,734 | 0.00375 | 93,478 | 463,054 | 0.98093 | 3,477,613 | 37.2 |
| **40** | 0.01959 | 1,798 | 0.00396 | 91,744 | 454,224 | 0.96656 | 3,014,559 | 32.9 |
| **45** | 0.04756 | 4,278 | 0.00974 | 89,946 | 439,036 | 0.95020 | 2,560,335 | 28.5 |
| **50** | 0.05215 | 4,468 | 0.01071 | 85,668 | 417,172 | 0.94095 | 2,121,299 | 24.8 |
| **55** | 0.06633 | 5,386 | 0.01372 | 81,201 | 392,538 | 0.93031 | 1,704,126 | 21.0 |
| **60** | 0.07330 | 5,557 | 0.01522 | 75,815 | 365,181 | 0.89072 | 1,311,588 | 17.3 |
| **65** | 0.14811 | 10,406 | 0.03199 | 70,258 | 325,273 | 0.83972 | 946,408 | 13.5 |
| **70** | 0.17456 | 10,448 | 0.03825 | 59,852 | 273,138 | 0.70958 | 621,135 | 10.4 |
| **75** | 0.43077 | 21,282 | 0.10980 | 49,404 | 193,814 | 0.44306 [c] | 347,997 | 7.0 |
| **80+** | 1.00000 | 28,122 | 0.18239 | 28,122 | 154,183 | - | 154,183 | 5.5 |
| **Perempuan** *Female* | | | | | | | | |
| **0** | 0.00730 | 730 | 0.00735 | 100,000 | 99,323 | 0.98677 [a] | 7,425,103 | 74.3 |
| **1** | 0.01221 | 1,212 | 0.00308 | 99,270 | 394,064 | 0.99130 [b] | 7,325,780 | 73.8 |
| **5** | 0.00486 | 477 | 0.00097 | 98,058 | 489,096 | 0.99664 | 6,931,717 | 70.7 |
| **10** | 0.00184 | 180 | 0.00037 | 97,581 | 487,455 | 0.99651 | 6,442,620 | 66.0 |
| **15** | 0.00515 | 501 | 0.00103 | 97,401 | 485,753 | 0.99510 | 5,955,165 | 61.1 |
| **20** | 0.00466 | 451 | 0.00093 | 96,900 | 483,371 | 0.99246 | 5,469,412 | 56.4 |
| **25** | 0.01043 | 1,006 | 0.00210 | 96,449 | 479,728 | 0.99058 | 4,986,041 | 51.7 |
| **30** | 0.00841 | 803 | 0.00169 | 95,443 | 475,207 | 0.98474 | 4,506,313 | 47.2 |
| **35** | 0.02216 | 2,097 | 0.00448 | 94,640 | 467,957 | 0.98642 | 4,031,106 | 42.6 |
| **40** | 0.00480 | 444 | 0.00096 | 92,543 | 461,604 | 0.99394 | 3,563,148 | 38.5 |
| **45** | 0.00733 | 675 | 0.00147 | 92,099 | 458,807 | 0.97872 | 3,101,544 | 33.7 |
| **50** | 0.03534 | 3,231 | 0.00719 | 91,424 | 449,044 | 0.95561 | 2,642,737 | 28.9 |
| **55** | 0.05379 | 4,744 | 0.01105 | 88,194 | 429,109 | 0.95811 | 2,193,693 | 24.9 |
| **60** | 0.02933 | 2,447 | 0.00595 | 83,450 | 411,132 | 0.93756 | 1,764,584 | 21.1 |
| **65** | 0.09655 | 7,821 | 0.02029 | 81,003 | 385,461 | 0.90636 | 1,353,453 | 16.7 |
| **70** | 0.09042 | 6,617 | 0.01894 | 73,182 | 349,367 | 0.82529 | 967,991 | 13.2 |
| **75** | 0.26738 | 17,798 | 0.06173 | 66,565 | 288,330 | 0.53392 [c] | 618,624 | 9.3 |
| **80+** | 1.00000 | 48,767 | 0.14765 | 48,767 | 330,295 | - | 330,295 | 6.8 |

**Nota:** [a] **Daripada umur 0 hingga kumpulan umur 1-4** [b] **Daripada umur 0, kumpulan umur 1-4 hingga kumpulan umur 5-9** [c] **Daripada umur 75 hingga 80+**
*Notes:* *From age of 0 to age group 1-4* *From age of 0, age group 1-4 to age group 5-9* *From age of 75 to 80+*

**Jadual 3.11.41: Jadual hayat ringkas mengikut jantina dan umur, Gedong, Sarawak, 2024**
*Table 3.11.41: Abridged life table by sex and age, Gedong, Sarawak, 2024*

| Umur *Age* | Kebarangkalian mati di antara umur x dan umur x+n *Probability of dying between age x and age x+n* | Bilangan kematian di antara umur x dan umur x+n *Number of deaths between age x and age x+n* | Kadar tengah mortaliti di antara umur x dan umur x+n *Central mortality rate between age x and age x+n* | Penakat (orang yang masih hidup) pada umur tepat x *Survivors at exact age x* | Bilangan orang hidup-tahun di antara umur x dan umur x+n *Number of person-years lived between age x and age x+n* | Nisbah ketakatan *Survival ratio* | Jumlah bilangan orang hidup-tahun selepas umur tepat x *Total number of person-years lived after exact age x* | Jangkaan hayat *Life expectancy* |
|---|---|---|---|---|---|---|---|---|
| x | $_nq_x$ | $_nd_x$ | $_nm_x$ | $l_x$ | $_nL_x$ | $_nS_x$ | $T_x$ | $e_x$ |
| **Lelaki dan Perempuan** *Both sexes* | | | | | | | | |
| **0** | 0.00127 | 127 | 0.00127 | 100,000 | 99,880 | 0.99874 [a] | 7,292,422 | 72.9 |
| **1** | 0.00000 | - | 0.00000 | 99,873 | 399,491 | 0.99881 [b] | 7,192,543 | 72.0 |
| **5** | 0.00236 | 236 | 0.00047 | 99,873 | 498,775 | 0.99783 | 6,793,051 | 68.0 |
| **10** | 0.00198 | 197 | 0.00040 | 99,637 | 497,692 | 0.99472 | 6,294,276 | 63.2 |
| **15** | 0.00859 | 854 | 0.00173 | 99,440 | 495,063 | 0.99383 | 5,796,585 | 58.3 |
| **20** | 0.00373 | 368 | 0.00075 | 98,586 | 492,008 | 0.99579 | 5,301,521 | 53.8 |
| **25** | 0.00468 | 460 | 0.00094 | 98,217 | 489,937 | 0.99421 | 4,809,513 | 49.0 |
| **30** | 0.00689 | 674 | 0.00138 | 97,757 | 487,103 | 0.99093 | 4,319,576 | 44.2 |
| **35** | 0.01126 | 1,093 | 0.00226 | 97,084 | 482,686 | 0.98187 | 3,832,473 | 39.5 |
| **40** | 0.02509 | 2,408 | 0.00508 | 95,991 | 473,933 | 0.96467 | 3,349,787 | 34.9 |
| **45** | 0.04583 | 4,289 | 0.00938 | 93,582 | 457,189 | 0.95027 | 2,875,854 | 30.7 |
| **50** | 0.05382 | 4,805 | 0.01106 | 89,293 | 434,452 | 0.94202 | 2,418,665 | 27.1 |
| **55** | 0.06238 | 5,270 | 0.01288 | 84,488 | 409,263 | 0.95172 | 1,984,212 | 23.5 |
| **60** | 0.03324 | 2,633 | 0.00676 | 79,217 | 389,504 | 0.93982 | 1,574,949 | 19.9 |
| **65** | 0.08804 | 6,743 | 0.01842 | 76,584 | 366,065 | 0.87410 | 1,185,445 | 15.5 |
| **70** | 0.16742 | 11,693 | 0.03654 | 69,842 | 319,976 | 0.77034 | 819,380 | 11.7 |
| **75** | 0.30442 | 17,702 | 0.07182 | 58,149 | 246,490 | 0.50643 [c] | 499,404 | 8.6 |
| **80+** | 1.00000 | 40,447 | 0.15992 | 40,447 | 252,914 | - | 252,914 | 6.3 |
| **Lelaki** *Male* | | | | | | | | |
| **0** | 0.00000 | - | 0.00000 | 100,000 | 100,000 | 1.00000 [a] | 7,132,645 | 71.3 |
| **1** | 0.00000 | - | 0.00000 | 100,000 | 400,000 | 0.99781 [b] | 7,032,645 | 70.3 |
| **5** | 0.00438 | 438 | 0.00088 | 100,000 | 498,906 | 0.99592 | 6,632,645 | 66.3 |
| **10** | 0.00379 | 377 | 0.00076 | 99,562 | 496,869 | 0.99141 | 6,133,739 | 61.6 |
| **15** | 0.01340 | 1,330 | 0.00270 | 99,185 | 492,602 | 0.98973 | 5,636,871 | 56.8 |
| **20** | 0.00710 | 695 | 0.00142 | 97,856 | 487,541 | 0.99212 | 5,144,269 | 52.6 |
| **25** | 0.00867 | 842 | 0.00174 | 97,161 | 483,700 | 0.99140 | 4,656,728 | 47.9 |
| **30** | 0.00853 | 822 | 0.00171 | 96,319 | 479,541 | 0.99371 | 4,173,028 | 43.3 |
| **35** | 0.00404 | 386 | 0.00081 | 95,497 | 476,522 | 0.98624 | 3,693,487 | 38.7 |
| **40** | 0.02353 | 2,238 | 0.00476 | 95,112 | 469,964 | 0.96083 | 3,216,964 | 33.8 |
| **45** | 0.05519 | 5,126 | 0.01135 | 92,874 | 451,554 | 0.93774 | 2,747,001 | 29.6 |
| **50** | 0.06974 | 6,119 | 0.01445 | 87,748 | 423,441 | 0.92900 | 2,295,447 | 26.2 |
| **55** | 0.07236 | 5,907 | 0.01502 | 81,629 | 393,377 | 0.94174 | 1,872,005 | 22.9 |
| **60** | 0.04306 | 3,260 | 0.00880 | 75,722 | 370,460 | 0.93137 | 1,478,628 | 19.5 |
| **65** | 0.09534 | 6,909 | 0.02002 | 72,462 | 345,037 | 0.87724 | 1,108,169 | 15.3 |
| **70** | 0.15306 | 10,034 | 0.03315 | 65,553 | 302,680 | 0.76854 | 763,132 | 11.6 |
| **75** | 0.32402 | 17,989 | 0.07733 | 55,519 | 232,623 | 0.49479 [c] | 460,452 | 8.3 |
| **80+** | 1.00000 | 37,530 | 0.16473 | 37,530 | 227,829 | - | 227,829 | 6.1 |
| **Perempuan** *Female* | | | | | | | | |
| **0** | 0.00282 | 282 | 0.00283 | 100,000 | 99,734 | 0.99721 [a] | 7,468,900 | 74.7 |
| **1** | 0.00000 | - | 0.00000 | 99,718 | 398,872 | 0.99997 [b] | 7,369,166 | 73.9 |
| **5** | 0.00000 | - | 0.00000 | 99,718 | 498,590 | 1.00000 | 6,970,294 | 69.9 |
| **10** | 0.00000 | - | 0.00000 | 99,718 | 498,590 | 0.99824 | 6,471,705 | 64.9 |
| **15** | 0.00352 | 351 | 0.00071 | 99,718 | 497,711 | 0.99823 | 5,973,115 | 59.9 |
| **20** | 0.00000 | - | 0.00000 | 99,366 | 496,832 | 1.00000 | 5,475,404 | 55.1 |
| **25** | 0.00000 | - | 0.00000 | 99,366 | 496,832 | 0.99751 | 4,978,572 | 50.1 |
| **30** | 0.00498 | 495 | 0.00100 | 99,366 | 495,596 | 0.98735 | 4,481,740 | 45.1 |
| **35** | 0.02037 | 2,014 | 0.00412 | 98,872 | 489,325 | 0.97642 | 3,986,144 | 40.3 |
| **40** | 0.02687 | 2,602 | 0.00545 | 96,858 | 477,785 | 0.96914 | 3,496,820 | 36.1 |
| **45** | 0.03497 | 3,296 | 0.00712 | 94,256 | 463,040 | 0.96446 | 3,019,035 | 32.0 |
| **50** | 0.03614 | 3,287 | 0.00736 | 90,960 | 446,583 | 0.95583 | 2,555,995 | 28.1 |
| **55** | 0.05251 | 4,603 | 0.01078 | 87,673 | 426,857 | 0.96119 | 2,109,412 | 24.1 |
| **60** | 0.02435 | 2,023 | 0.00493 | 83,070 | 410,290 | 0.94789 | 1,682,555 | 20.3 |
| **65** | 0.08055 | 6,528 | 0.01679 | 81,047 | 388,911 | 0.87149 | 1,272,265 | 15.7 |
| **70** | 0.18068 | 13,464 | 0.03972 | 74,518 | 338,931 | 0.77293 | 883,353 | 11.9 |
| **75** | 0.28369 | 17,320 | 0.06612 | 61,054 | 261,971 | 0.51881 [c] | 544,422 | 8.9 |
| **80+** | 1.00000 | 43,734 | 0.15484 | 43,734 | 282,451 | - | 282,451 | 6.5 |

**Nota:** *Notes:*
[a] **Daripada umur 0 hingga kumpulan umur 1-4** *From age of 0 to age group 1-4*
[b] **Daripada umur 0, kumpulan umur 1-4 hingga kumpulan umur 5-9** *From age of 0, age group 1-4 to age group 5-9*
[c] **Daripada umur 75 hingga 80+** *From age of 75 to 80+*

**Jadual 3.11.42: Jadual hayat ringkas mengikut jantina dan umur, Sebuyau, Sarawak, 2024**
*Table 3.11.42: Abridged life table by sex and age, Sebuyau, Sarawak, 2024*

| Umur *Age* | Kebarangkalian mati di antara umur x dan umur x+n *Probability of dying between age x and age x+n* | Bilangan kematian di antara umur x dan umur x+n *Number of deaths between age x and age x+n* | Kadar tengah mortaliti di antara umur x dan umur x+n *Central mortality rate between age x and age x+n* | Penakat (orang yang masih hidup) pada umur tepat x *Survivors at exact age x* | Bilangan orang hidup-tahun di antara umur x dan umur x+n *Number of person-years lived between age x and age x+n* | Nisbah ketakatan *Survival ratio* | Jumlah bilangan orang hidup-tahun selepas umur tepat x *Total number of person-years lived after exact age x* | Jangkaan hayat *Life expectancy* |
|---|---|---|---|---|---|---|---|---|
| x | $_nq_x$ | $_nd_x$ | $_nm_x$ | $l_x$ | $_nL_x$ | $_nS_x$ | $T_x$ | $e_x$ |
| **Lelaki dan Perempuan** *Both sexes* | | | | | | | | |
| **0** | 0.00826 | 826 | 0.00832 | 100,000 | 99,236 | 0.99018 [a] | 7,190,723 | 71.9 |
| **1** | 0.00342 | 339 | 0.00086 | 99,174 | 395,853 | 0.99710 [b] | 7,091,487 | 71.5 |
| **5** | 0.00211 | 209 | 0.00042 | 98,835 | 493,655 | 0.99894 | 6,695,633 | 67.7 |
| **10** | 0.00000 | - | 0.00000 | 98,627 | 493,134 | 0.99924 | 6,201,978 | 62.9 |
| **15** | 0.00151 | 149 | 0.00030 | 98,627 | 492,761 | 0.99762 | 5,708,844 | 57.9 |
| **20** | 0.00326 | 321 | 0.00065 | 98,478 | 491,586 | 0.99434 | 5,216,084 | 53.0 |
| **25** | 0.00807 | 792 | 0.00162 | 98,157 | 488,805 | 0.98992 | 4,724,497 | 48.1 |
| **30** | 0.01211 | 1,179 | 0.00244 | 97,365 | 483,878 | 0.98297 | 4,235,693 | 43.5 |
| **35** | 0.02200 | 2,117 | 0.00445 | 96,186 | 475,640 | 0.97777 | 3,751,814 | 39.0 |
| **40** | 0.02245 | 2,112 | 0.00454 | 94,070 | 465,069 | 0.97180 | 3,276,174 | 34.8 |
| **45** | 0.03408 | 3,134 | 0.00693 | 91,958 | 451,954 | 0.96532 | 2,811,106 | 30.6 |
| **50** | 0.03530 | 3,136 | 0.00719 | 88,824 | 436,279 | 0.95784 | 2,359,152 | 26.6 |
| **55** | 0.04926 | 4,221 | 0.01010 | 85,688 | 417,887 | 0.94741 | 1,922,873 | 22.4 |
| **60** | 0.05609 | 4,570 | 0.01154 | 81,467 | 395,910 | 0.91816 | 1,504,986 | 18.5 |
| **65** | 0.10911 | 8,390 | 0.02308 | 76,897 | 363,511 | 0.84376 | 1,109,076 | 14.4 |
| **70** | 0.20915 | 14,328 | 0.04671 | 68,507 | 306,715 | 0.73375 | 745,565 | 10.9 |
| **75** | 0.33846 | 18,338 | 0.08148 | 54,179 | 225,052 | 0.48718 [c] | 438,850 | 8.1 |
| **80+** | 1.00000 | 35,842 | 0.16764 | 35,842 | 213,798 | - | 213,798 | 6.0 |
| **Lelaki** *Male* | | | | | | | | |
| **0** | 0.00939 | 939 | 0.00947 | 100,000 | 99,126 | 0.98757 [a] | 7,075,007 | 70.8 |
| **1** | 0.00675 | 668 | 0.00169 | 99,061 | 394,657 | 0.99632 [b] | 6,975,881 | 70.4 |
| **5** | 0.00000 | - | 0.00000 | 98,393 | 491,964 | 1.00000 | 6,581,224 | 66.9 |
| **10** | 0.00000 | - | 0.00000 | 98,393 | 491,964 | 0.99854 | 6,089,260 | 61.9 |
| **15** | 0.00293 | 288 | 0.00059 | 98,393 | 491,243 | 0.99543 | 5,597,296 | 56.9 |
| **20** | 0.00621 | 609 | 0.00125 | 98,105 | 488,999 | 0.99317 | 5,106,052 | 52.0 |
| **25** | 0.00745 | 726 | 0.00149 | 97,495 | 485,661 | 0.98687 | 4,617,053 | 47.4 |
| **30** | 0.01885 | 1,824 | 0.00381 | 96,769 | 479,287 | 0.97407 | 4,131,392 | 42.7 |
| **35** | 0.03315 | 3,147 | 0.00674 | 94,945 | 466,859 | 0.97267 | 3,652,105 | 38.5 |
| **40** | 0.02130 | 1,956 | 0.00431 | 91,798 | 454,101 | 0.97392 | 3,185,246 | 34.7 |
| **45** | 0.03096 | 2,782 | 0.00629 | 89,842 | 442,259 | 0.96348 | 2,731,145 | 30.4 |
| **50** | 0.04227 | 3,680 | 0.00864 | 87,061 | 426,106 | 0.95087 | 2,288,886 | 26.3 |
| **55** | 0.05630 | 4,694 | 0.01159 | 83,381 | 405,170 | 0.93727 | 1,862,781 | 22.3 |
| **60** | 0.06954 | 5,472 | 0.01441 | 78,687 | 379,754 | 0.91524 | 1,457,610 | 18.5 |
| **65** | 0.10111 | 7,403 | 0.02130 | 73,215 | 347,567 | 0.85473 | 1,077,856 | 14.7 |
| **70** | 0.19438 | 12,793 | 0.04306 | 65,812 | 297,078 | 0.74563 | 730,289 | 11.1 |
| **75** | 0.32882 | 17,434 | 0.07870 | 53,019 | 221,511 | 0.48868 [c] | 433,212 | 8.2 |
| **80+** | 1.00000 | 35,585 | 0.16809 | 35,585 | 211,700 | - | 211,700 | 5.9 |
| **Perempuan** *Female* | | | | | | | | |
| **0** | 0.00699 | 699 | 0.00704 | 100,000 | 99,350 | 0.99311 [a] | 7,318,647 | 73.2 |
| **1** | 0.00000 | - | 0.00000 | 99,301 | 397,203 | 0.99765 [b] | 7,219,297 | 72.7 |
| **5** | 0.00449 | 446 | 0.00090 | 99,301 | 495,388 | 0.99775 | 6,822,094 | 68.7 |
| **10** | 0.00000 | - | 0.00000 | 98,854 | 494,272 | 1.00000 | 6,326,706 | 64.0 |
| **15** | 0.00000 | - | 0.00000 | 98,854 | 494,272 | 1.00000 | 5,832,434 | 59.0 |
| **20** | 0.00000 | - | 0.00000 | 98,854 | 494,272 | 0.99560 | 5,338,162 | 54.0 |
| **25** | 0.00880 | 870 | 0.00177 | 98,854 | 492,097 | 0.99342 | 4,843,890 | 49.0 |
| **30** | 0.00434 | 425 | 0.00087 | 97,984 | 488,857 | 0.99346 | 4,351,793 | 44.4 |
| **35** | 0.00876 | 854 | 0.00176 | 97,559 | 485,658 | 0.98379 | 3,862,936 | 39.6 |
| **40** | 0.02373 | 2,295 | 0.00480 | 96,704 | 477,785 | 0.96927 | 3,377,278 | 34.9 |
| **45** | 0.03790 | 3,578 | 0.00773 | 94,410 | 463,103 | 0.96710 | 2,899,493 | 30.7 |
| **50** | 0.02770 | 2,516 | 0.00562 | 90,832 | 447,868 | 0.96507 | 2,436,390 | 26.8 |
| **55** | 0.04237 | 3,742 | 0.00866 | 88,315 | 432,222 | 0.95709 | 1,988,522 | 22.5 |
| **60** | 0.04348 | 3,677 | 0.00889 | 84,573 | 413,674 | 0.92050 | 1,556,300 | 18.4 |
| **65** | 0.11717 | 9,478 | 0.02489 | 80,896 | 380,785 | 0.83299 | 1,142,627 | 14.1 |
| **70** | 0.22346 | 15,959 | 0.05031 | 71,418 | 317,191 | 0.72151 | 761,842 | 10.7 |
| **75** | 0.34934 | 19,374 | 0.08466 | 55,458 | 228,857 | 0.48531 [c] | 444,651 | 8.0 |
| **80+** | 1.00000 | 36,084 | 0.16722 | 36,084 | 215,794 | - | 215,794 | 6.0 |

**Nota:** *Notes:*
[a] **Daripada umur 0 hingga kumpulan umur 1-4** *From age of 0 to age group 1-4*
[b] **Daripada umur 0, kumpulan umur 1-4 hingga kumpulan umur 5-9** *From age of 0, age group 1-4 to age group 5-9*
[c] **Daripada umur 75 hingga 80+** *From age of 75 to 80+*

**Jadual 3.11.43: Jadual hayat ringkas mengikut jantina dan umur, Siburan, Sarawak, 2024**
*Table 3.11.43: Abridged life table by sex and age, Siburan, Sarawak, 2024*

| Umur *Age* | Kebarangkalian mati di antara umur x dan umur x+n *Probability of dying between age x and age x+n* | Bilangan kematian di antara umur x dan umur x+n *Number of deaths between age x and age x+n* | Kadar tengah mortaliti di antara umur x dan umur x+n *Central mortality rate between age x and age x+n* | Penakat (orang yang masih hidup) pada umur tepat x *Survivors at exact age x* | Bilangan orang hidup-tahun di antara umur x dan umur x+n *Number of person-years lived between age x and age x+n* | Nisbah ketakatan *Survival ratio* | Jumlah bilangan orang hidup-tahun selepas umur tepat x *Total number of person-years lived after exact age x* | Jangkaan hayat *Life expectancy* |
|---|---|---|---|---|---|---|---|---|
| x | $_nq_x$ | $_nd_x$ | $_nm_x$ | $l_x$ | $_nL_x$ | $_nS_x$ | $T_x$ | $e_x$ |
| **Lelaki dan Perempuan** *Both sexes* | | | | | | | | |
| **0** | 0.00467 | 467 | 0.00469 | 100,000 | 99,563 | 0.99453 [a] | 7,528,745 | 75.3 |
| **1** | 0.00173 | 172 | 0.00043 | 99,533 | 397,703 | 0.99862 [b] | 7,429,182 | 74.6 |
| **5** | 0.00090 | 90 | 0.00018 | 99,360 | 496,577 | 0.99843 | 7,031,479 | 70.8 |
| **10** | 0.00224 | 223 | 0.00045 | 99,270 | 495,795 | 0.99760 | 6,534,903 | 65.8 |
| **15** | 0.00256 | 254 | 0.00051 | 99,048 | 494,603 | 0.99275 | 6,039,108 | 61.0 |
| **20** | 0.01194 | 1,180 | 0.00240 | 98,794 | 491,018 | 0.99168 | 5,544,505 | 56.1 |
| **25** | 0.00466 | 454 | 0.00093 | 97,614 | 486,933 | 0.99118 | 5,053,486 | 51.8 |
| **30** | 0.01300 | 1,263 | 0.00262 | 97,159 | 482,640 | 0.98741 | 4,566,553 | 47.0 |
| **35** | 0.01217 | 1,167 | 0.00245 | 95,897 | 476,565 | 0.98223 | 4,083,913 | 42.6 |
| **40** | 0.02343 | 2,220 | 0.00474 | 94,729 | 468,097 | 0.97442 | 3,607,348 | 38.1 |
| **45** | 0.02778 | 2,570 | 0.00564 | 92,510 | 456,122 | 0.97186 | 3,139,251 | 33.9 |
| **50** | 0.02850 | 2,563 | 0.00578 | 89,939 | 443,288 | 0.96464 | 2,683,129 | 29.8 |
| **55** | 0.04242 | 3,707 | 0.00867 | 87,376 | 427,613 | 0.95810 | 2,239,841 | 25.6 |
| **60** | 0.04134 | 3,459 | 0.00844 | 83,669 | 409,698 | 0.95417 | 1,812,228 | 21.7 |
| **65** | 0.05051 | 4,051 | 0.01036 | 80,210 | 390,922 | 0.91106 | 1,402,529 | 17.5 |
| **70** | 0.12942 | 9,857 | 0.02768 | 76,159 | 356,152 | 0.82876 | 1,011,608 | 13.3 |
| **75** | 0.21927 | 14,538 | 0.04925 | 66,302 | 295,165 | 0.54968 [c] | 655,456 | 9.9 |
| **80+** | 1.00000 | 51,764 | 0.14367 | 51,764 | 360,291 | - | 360,291 | 7.0 |
| **Lelaki** *Male* | | | | | | | | |
| **0** | 0.00599 | 599 | 0.00602 | 100,000 | 99,437 | 0.99328 [a] | 7,178,447 | 71.8 |
| **1** | 0.00170 | 169 | 0.00043 | 99,401 | 397,205 | 0.99817 [b] | 7,079,010 | 71.2 |
| **5** | 0.00172 | 171 | 0.00034 | 99,232 | 495,735 | 0.99768 | 6,681,805 | 67.3 |
| **10** | 0.00292 | 290 | 0.00059 | 99,062 | 494,584 | 0.99607 | 6,186,070 | 62.4 |
| **15** | 0.00495 | 489 | 0.00099 | 98,772 | 492,637 | 0.98851 | 5,691,487 | 57.6 |
| **20** | 0.01806 | 1,775 | 0.00364 | 98,283 | 486,979 | 0.98719 | 5,198,849 | 52.9 |
| **25** | 0.00747 | 721 | 0.00150 | 96,508 | 480,739 | 0.98624 | 4,711,871 | 48.8 |
| **30** | 0.02009 | 1,924 | 0.00406 | 95,787 | 474,126 | 0.98062 | 4,231,131 | 44.2 |
| **35** | 0.01866 | 1,751 | 0.00377 | 93,863 | 464,938 | 0.97356 | 3,757,005 | 40.0 |
| **40** | 0.03438 | 3,166 | 0.00700 | 92,112 | 452,644 | 0.96657 | 3,292,067 | 35.7 |
| **45** | 0.03245 | 2,886 | 0.00660 | 88,946 | 437,512 | 0.96207 | 2,839,423 | 31.9 |
| **50** | 0.04360 | 3,752 | 0.00891 | 86,059 | 420,916 | 0.94852 | 2,401,911 | 27.9 |
| **55** | 0.05971 | 4,915 | 0.01231 | 82,307 | 399,249 | 0.94526 | 1,980,995 | 24.1 |
| **60** | 0.04946 | 3,828 | 0.01014 | 77,392 | 377,392 | 0.94685 | 1,581,746 | 20.4 |
| **65** | 0.05703 | 4,195 | 0.01174 | 73,564 | 357,334 | 0.88825 | 1,204,354 | 16.4 |
| **70** | 0.16978 | 11,777 | 0.03711 | 69,369 | 317,403 | 0.79393 | 847,020 | 12.2 |
| **75** | 0.24978 | 14,385 | 0.05708 | 57,592 | 251,996 | 0.52419 [c] | 529,617 | 9.2 |
| **80+** | 1.00000 | 43,207 | 0.15563 | 43,207 | 277,621 | - | 277,621 | 6.4 |
| **Perempuan** *Female* | | | | | | | | |
| **0** | 0.00325 | 325 | 0.00326 | 100,000 | 99,695 | 0.99592 [a] | 7,942,341 | 79.4 |
| **1** | 0.00177 | 176 | 0.00044 | 99,675 | 398,264 | 0.99907 [b] | 7,842,647 | 78.7 |
| **5** | 0.00000 | - | 0.00000 | 99,499 | 497,496 | 0.99923 | 7,444,382 | 74.8 |
| **10** | 0.00153 | 152 | 0.00031 | 99,499 | 497,115 | 0.99923 | 6,946,886 | 69.8 |
| **15** | 0.00000 | - | 0.00000 | 99,347 | 496,734 | 0.99737 | 6,449,771 | 64.9 |
| **20** | 0.00526 | 523 | 0.00105 | 99,347 | 495,427 | 0.99656 | 5,953,037 | 59.9 |
| **25** | 0.00161 | 159 | 0.00032 | 98,824 | 493,722 | 0.99674 | 5,457,610 | 55.2 |
| **30** | 0.00491 | 484 | 0.00098 | 98,665 | 492,113 | 0.99500 | 4,963,888 | 50.3 |
| **35** | 0.00509 | 500 | 0.00102 | 98,180 | 489,651 | 0.99133 | 4,471,775 | 45.5 |
| **40** | 0.01227 | 1,199 | 0.00247 | 97,680 | 485,405 | 0.98227 | 3,982,124 | 40.8 |
| **45** | 0.02325 | 2,243 | 0.00470 | 96,482 | 476,801 | 0.98146 | 3,496,719 | 36.2 |
| **50** | 0.01372 | 1,293 | 0.00276 | 94,239 | 467,961 | 0.98094 | 3,019,919 | 32.0 |
| **55** | 0.02447 | 2,275 | 0.00496 | 92,946 | 459,043 | 0.97129 | 2,551,957 | 27.5 |
| **60** | 0.03306 | 2,998 | 0.00672 | 90,671 | 445,862 | 0.96164 | 2,092,914 | 23.1 |
| **65** | 0.04383 | 3,843 | 0.00896 | 87,674 | 428,760 | 0.93472 | 1,647,052 | 18.8 |
| **70** | 0.08772 | 7,354 | 0.01835 | 83,831 | 400,769 | 0.86388 | 1,218,292 | 14.5 |
| **75** | 0.18918 | 14,468 | 0.04179 | 76,477 | 346,216 | 0.57651 [c] | 817,523 | 10.7 |
| **80+** | 1.00000 | 62,009 | 0.13157 | 62,009 | 471,307 | - | 471,307 | 7.6 |

**Nota:** [a] **Daripada umur 0 hingga kumpulan umur 1-4** *From age of 0 to age group 1-4*
[b] **Daripada umur 0, kumpulan umur 1-4 hingga kumpulan umur 5-9** *From age of 0, age group 1-4 to age group 5-9*
[c] **Daripada umur 75 hingga 80+** *From age of 75 to 80+*
*Notes:*

**Jadual 3.11.44: Jadual hayat ringkas mengikut jantina dan umur, Pantu, Sarawak, 2024**
*Table 3.11.44: Abridged life table by sex and age, Pantu, Sarawak, 2024*

| **Umur** *Age* | **Kebarangkalian mati di antara umur x dan umur x+n** *Probability of dying between age x and age x+n* | **Bilangan kematian di antara umur x dan umur x+n** *Number of deaths between age x and age x+n* | **Kadar tengah mortaliti di antara umur x dan umur x+n** *Central mortality rate between age x and age x+n* | **Penakat (orang yang masih hidup) pada umur tepat x** *Survivors at exact age x* | **Bilangan orang hidup-tahun di antara umur x dan umur x+n** *Number of person-years lived between age x and age x+n* | **Nisbah ketakatan** *Survival ratio* | **Jumlah bilangan orang hidup-tahun selepas umur tepat x** *Total number of person-years lived after exact age x* | **Jangkaan hayat** *Life expectancy* |
|---|---|---|---|---|---|---|---|---|
| **x** | $_nq_x$ | $_nd_x$ | $_nm_x$ | $l_x$ | $_nL_x$ | $_nS_x$ | $T_x$ | $e_x$ |
| **Lelaki dan Perempuan** *Both sexes* | | | | | | | | |
| **0** | 0.01020 | 1,020 | 0.01030 | 100,000 | 99,062 | 0.98996 [a] | 7,821,302 | 78.2 |
| **1** | 0.00000 | - | 0.00000 | 98,980 | 395,918 | 0.99983 [b] | 7,722,240 | 78.0 |
| **5** | 0.00000 | - | 0.00000 | 98,980 | 494,898 | 0.99791 | 7,326,322 | 74.0 |
| **10** | 0.00418 | 414 | 0.00084 | 98,980 | 493,864 | 0.99791 | 6,831,424 | 69.0 |
| **15** | 0.00000 | - | 0.00000 | 98,566 | 492,830 | 0.99891 | 6,337,560 | 64.3 |
| **20** | 0.00217 | 214 | 0.00043 | 98,566 | 492,295 | 0.99795 | 5,844,730 | 59.3 |
| **25** | 0.00192 | 189 | 0.00039 | 98,352 | 491,287 | 0.99904 | 5,352,435 | 54.4 |
| **30** | 0.00000 | - | 0.00000 | 98,163 | 490,814 | 1.00000 | 4,861,148 | 49.5 |
| **35** | 0.00000 | - | 0.00000 | 98,163 | 490,814 | 0.99509 | 4,370,335 | 44.5 |
| **40** | 0.00981 | 963 | 0.00197 | 98,163 | 488,405 | 0.98404 | 3,879,521 | 39.5 |
| **45** | 0.02216 | 2,154 | 0.00448 | 97,199 | 480,612 | 0.97271 | 3,391,116 | 34.9 |
| **50** | 0.03254 | 3,093 | 0.00662 | 95,045 | 467,495 | 0.97058 | 2,910,504 | 30.6 |
| **55** | 0.02619 | 2,408 | 0.00531 | 91,953 | 453,742 | 0.96810 | 2,443,009 | 26.6 |
| **60** | 0.03776 | 3,381 | 0.00770 | 89,544 | 439,268 | 0.95861 | 1,989,267 | 22.2 |
| **65** | 0.04516 | 3,891 | 0.00924 | 86,163 | 421,088 | 0.92561 | 1,549,999 | 18.0 |
| **70** | 0.10501 | 8,639 | 0.02217 | 82,272 | 389,762 | 0.83655 | 1,128,912 | 13.7 |
| **75** | 0.22876 | 16,844 | 0.05166 | 73,633 | 326,053 | 0.55888 [c] | 739,150 | 10.0 |
| **80+** | 1.00000 | 56,789 | 0.13747 | 56,789 | 413,097 | - | 413,097 | 7.3 |
| **Lelaki** *Male* | | | | | | | | |
| **0** | 0.00948 | 948 | 0.00956 | 100,000 | 99,118 | 0.99065 [a] | 7,534,975 | 75.3 |
| **1** | 0.00000 | - | 0.00000 | 99,052 | 396,209 | 0.99987 [b] | 7,435,857 | 75.1 |
| **5** | 0.00000 | - | 0.00000 | 99,052 | 495,261 | 0.99583 | 7,039,649 | 71.1 |
| **10** | 0.00834 | 826 | 0.00168 | 99,052 | 493,195 | 0.99581 | 6,544,388 | 66.1 |
| **15** | 0.00000 | - | 0.00000 | 98,226 | 491,130 | 0.99797 | 6,051,193 | 61.6 |
| **20** | 0.00407 | 399 | 0.00081 | 98,226 | 490,131 | 0.99625 | 5,560,063 | 56.6 |
| **25** | 0.00344 | 336 | 0.00069 | 97,827 | 488,292 | 0.99828 | 5,069,931 | 51.8 |
| **30** | 0.00000 | - | 0.00000 | 97,490 | 487,451 | 1.00000 | 4,581,639 | 47.0 |
| **35** | 0.00000 | - | 0.00000 | 97,490 | 487,451 | 0.99323 | 4,094,188 | 42.0 |
| **40** | 0.01353 | 1,319 | 0.00272 | 97,490 | 484,153 | 0.98259 | 3,606,736 | 37.0 |
| **45** | 0.02134 | 2,053 | 0.00431 | 96,171 | 475,723 | 0.96786 | 3,122,583 | 32.5 |
| **50** | 0.04317 | 4,063 | 0.00882 | 94,118 | 460,435 | 0.95798 | 2,646,860 | 28.1 |
| **55** | 0.04082 | 3,676 | 0.00833 | 90,056 | 441,089 | 0.95182 | 2,186,425 | 24.3 |
| **60** | 0.05587 | 4,826 | 0.01149 | 86,380 | 419,835 | 0.94613 | 1,745,336 | 20.2 |
| **65** | 0.05175 | 4,220 | 0.01062 | 81,554 | 397,221 | 0.91245 | 1,325,501 | 16.3 |
| **70** | 0.12531 | 9,691 | 0.02674 | 77,334 | 362,443 | 0.77115 | 928,280 | 12.0 |
| **75** | 0.34722 | 23,487 | 0.08403 | 67,643 | 279,497 | 0.50605 [c] | 565,837 | 8.4 |
| **80+** | 1.00000 | 44,156 | 0.15421 | 44,156 | 286,340 | - | 286,340 | 6.5 |
| **Perempuan** *Female* | | | | | | | | |
| **0** | 0.01105 | 1,105 | 0.01116 | 100,000 | 98,987 | 0.98913 [a] | 8,147,814 | 81.5 |
| **1** | 0.00000 | - | 0.00000 | 98,895 | 395,580 | 0.99981 [b] | 8,048,827 | 81.4 |
| **5** | 0.00000 | - | 0.00000 | 98,895 | 494,475 | 1.00000 | 7,653,247 | 77.4 |
| **10** | 0.00000 | - | 0.00000 | 98,895 | 494,475 | 1.00000 | 7,158,772 | 72.4 |
| **15** | 0.00000 | - | 0.00000 | 98,895 | 494,475 | 1.00000 | 6,664,297 | 67.4 |
| **20** | 0.00000 | - | 0.00000 | 98,895 | 494,475 | 1.00000 | 6,169,822 | 62.4 |
| **25** | 0.00000 | - | 0.00000 | 98,895 | 494,475 | 1.00000 | 5,675,347 | 57.4 |
| **30** | 0.00000 | - | 0.00000 | 98,895 | 494,475 | 1.00000 | 5,180,871 | 52.4 |
| **35** | 0.00000 | - | 0.00000 | 98,895 | 494,475 | 0.99731 | 4,686,396 | 47.4 |
| **40** | 0.00538 | 532 | 0.00108 | 98,895 | 493,145 | 0.98581 | 4,191,921 | 42.4 |
| **45** | 0.02304 | 2,266 | 0.00466 | 98,363 | 486,149 | 0.97800 | 3,698,776 | 37.6 |
| **50** | 0.02094 | 2,012 | 0.00423 | 96,097 | 475,452 | 0.98409 | 3,212,627 | 33.4 |
| **55** | 0.01076 | 1,013 | 0.00216 | 94,084 | 467,889 | 0.98373 | 2,737,175 | 29.1 |
| **60** | 0.02183 | 2,032 | 0.00442 | 93,071 | 460,277 | 0.96987 | 2,269,286 | 24.4 |
| **65** | 0.03861 | 3,515 | 0.00787 | 91,039 | 446,409 | 0.93816 | 1,809,010 | 19.9 |
| **70** | 0.08600 | 7,527 | 0.01797 | 87,524 | 418,802 | 0.89611 | 1,362,601 | 15.6 |
| **75** | 0.12346 | 9,876 | 0.02632 | 79,997 | 375,293 | 0.60236 [c] | 943,799 | 11.8 |
| **80+** | 1.00000 | 70,121 | 0.12334 | 70,121 | 568,505 | - | 568,505 | 8.1 |

**Nota:** [a] **Daripada umur 0 hingga kumpulan umur 1-4**
*Notes:* *From age of 0 to age group 1-4*

[b] **Daripada umur 0, kumpulan umur 1-4 hingga kumpulan umur 5-9**
*From age of 0, age group 1-4 to age group 5-9*

[c] **Daripada umur 75 hingga 80+**
*From age of 75 to 80+*

**Jadual 3.11.45: Jadual hayat ringkas mengikut jantina dan umur, Lingga, Sarawak, 2024**
*Table 3.11.45: Abridged life table by sex and age, Lingga, Sarawak, 2024*

| Umur *Age* | Kebarangkalian mati di antara umur x dan umur x+n *Probability of dying between age x and age x+n* | Bilangan kematian di antara umur x dan umur x+n *Number of deaths between age x and age x+n* | Kadar tengah mortaliti di antara umur x dan umur x+n *Central mortality rate between age x and age x+n* | Penakat (orang yang masih hidup) pada umur tepat x *Survivors at exact age x* | Bilangan orang hidup-tahun di antara umur x dan umur x+n *Number of person-years lived between age x and age x+n* | Nisbah ketakatan *Survival ratio* | Jumlah bilangan orang hidup-tahun selepas umur tepat x *Total number of person-years lived after exact age x* | Jangkaan hayat *Life expectancy* |
|---|---|---|---|---|---|---|---|---|
| x | $_nq_x$ | $_nd_x$ | $_nm_x$ | $l_x$ | $_nL_x$ | $_nS_x$ | $T_x$ | $e_x$ |
| **Lelaki dan Perempuan** *Both sexes* | | | | | | | | |
| **0** | 0.02030 | 2,030 | 0.02068 | 100,000 | 98,195 | 0.98015 [a] | 7,514,758 | 75.1 |
| **1** | 0.00000 | - | 0.00000 | 97,970 | 391,878 | 0.99954 [b] | 7,416,564 | 75.7 |
| **5** | 0.00000 | - | 0.00000 | 97,970 | 489,848 | 1.00000 | 7,024,686 | 71.7 |
| **10** | 0.00000 | - | 0.00000 | 97,970 | 489,848 | 0.99865 | 6,534,838 | 66.7 |
| **15** | 0.00269 | 264 | 0.00054 | 97,970 | 489,188 | 0.99732 | 6,044,990 | 61.7 |
| **20** | 0.00266 | 260 | 0.00053 | 97,706 | 487,878 | 0.99639 | 5,555,802 | 56.9 |
| **25** | 0.00455 | 443 | 0.00091 | 97,445 | 486,119 | 0.99568 | 5,067,924 | 52.0 |
| **30** | 0.00410 | 397 | 0.00082 | 97,002 | 484,017 | 0.99415 | 4,581,805 | 47.2 |
| **35** | 0.00760 | 735 | 0.00153 | 96,605 | 481,187 | 0.98607 | 4,097,788 | 42.4 |
| **40** | 0.02030 | 1,946 | 0.00410 | 95,870 | 474,486 | 0.97474 | 3,616,601 | 37.7 |
| **45** | 0.03033 | 2,849 | 0.00616 | 93,924 | 462,499 | 0.97116 | 3,142,114 | 33.5 |
| **50** | 0.02730 | 2,486 | 0.00554 | 91,075 | 449,161 | 0.96763 | 2,679,615 | 29.4 |
| **55** | 0.03759 | 3,330 | 0.00766 | 88,589 | 434,620 | 0.95723 | 2,230,454 | 25.2 |
| **60** | 0.04814 | 4,105 | 0.00987 | 85,259 | 416,032 | 0.93741 | 1,795,834 | 21.1 |
| **65** | 0.07776 | 6,311 | 0.01618 | 81,154 | 389,994 | 0.89104 | 1,379,802 | 17.0 |
| **70** | 0.14279 | 10,687 | 0.03075 | 74,844 | 347,500 | 0.82954 | 989,808 | 13.2 |
| **75** | 0.20275 | 13,008 | 0.04512 | 64,157 | 288,264 | 0.55121 [c] | 642,308 | 10.0 |
| **80+** | 1.00000 | 51,149 | 0.14447 | 51,149 | 354,044 | - | 354,044 | 6.9 |
| **Lelaki** *Male* | | | | | | | | |
| **0** | 0.01143 | 1,143 | 0.01155 | 100,000 | 98,943 | 0.98874 [a] | 7,398,961 | 74.0 |
| **1** | 0.00000 | - | 0.00000 | 98,857 | 395,429 | 0.99983 [b] | 7,300,018 | 73.8 |
| **5** | 0.00000 | - | 0.00000 | 98,857 | 494,286 | 1.00000 | 6,904,589 | 69.8 |
| **10** | 0.00000 | - | 0.00000 | 98,857 | 494,286 | 1.00000 | 6,410,303 | 64.8 |
| **15** | 0.00000 | - | 0.00000 | 98,857 | 494,286 | 0.99753 | 5,916,018 | 59.8 |
| **20** | 0.00495 | 489 | 0.00099 | 98,857 | 493,063 | 0.99362 | 5,421,732 | 54.8 |
| **25** | 0.00781 | 768 | 0.00157 | 98,368 | 489,919 | 0.99238 | 4,928,669 | 50.1 |
| **30** | 0.00743 | 725 | 0.00149 | 97,599 | 486,185 | 0.99176 | 4,438,750 | 45.5 |
| **35** | 0.00907 | 878 | 0.00182 | 96,874 | 482,176 | 0.97939 | 3,952,566 | 40.8 |
| **40** | 0.03226 | 3,097 | 0.00656 | 95,996 | 472,239 | 0.96311 | 3,470,389 | 36.2 |
| **45** | 0.04167 | 3,871 | 0.00851 | 92,899 | 454,820 | 0.96994 | 2,998,150 | 32.3 |
| **50** | 0.01795 | 1,598 | 0.00362 | 89,029 | 441,147 | 0.96671 | 2,543,330 | 28.6 |
| **55** | 0.04890 | 4,275 | 0.01003 | 87,430 | 426,463 | 0.94953 | 2,102,183 | 24.0 |
| **60** | 0.05212 | 4,334 | 0.01070 | 83,155 | 404,939 | 0.93937 | 1,675,720 | 20.2 |
| **65** | 0.06961 | 5,486 | 0.01442 | 78,821 | 380,388 | 0.88317 | 1,270,780 | 16.1 |
| **70** | 0.16760 | 12,291 | 0.03659 | 73,334 | 335,945 | 0.78609 | 890,393 | 12.1 |
| **75** | 0.26954 | 16,454 | 0.06231 | 61,044 | 264,084 | 0.52370 [c] | 554,447 | 9.1 |
| **80+** | 1.00000 | 44,590 | 0.15357 | 44,590 | 290,363 | - | 290,363 | 6.5 |
| **Perempuan** *Female* | | | | | | | | |
| **0** | 0.02740 | 2,740 | 0.02806 | 100,000 | 97,622 | 0.97333 [a] | 7,670,576 | 76.7 |
| **1** | 0.00000 | - | 0.00000 | 97,260 | 389,041 | 0.99926 [b] | 7,572,954 | 77.9 |
| **5** | 0.00000 | - | 0.00000 | 97,260 | 486,301 | 1.00000 | 7,183,913 | 73.9 |
| **10** | 0.00000 | - | 0.00000 | 97,260 | 486,301 | 0.99724 | 6,697,611 | 68.9 |
| **15** | 0.00552 | 537 | 0.00111 | 97,260 | 484,959 | 0.99723 | 6,211,310 | 63.9 |
| **20** | 0.00000 | - | 0.00000 | 96,723 | 483,616 | 1.00000 | 5,726,351 | 59.2 |
| **25** | 0.00000 | - | 0.00000 | 96,723 | 483,616 | 1.00000 | 5,242,735 | 54.2 |
| **30** | 0.00000 | - | 0.00000 | 96,723 | 483,616 | 0.99712 | 4,759,119 | 49.2 |
| **35** | 0.00575 | 556 | 0.00115 | 96,723 | 482,226 | 0.99398 | 4,275,503 | 44.2 |
| **40** | 0.00629 | 605 | 0.00126 | 96,167 | 479,322 | 0.98705 | 3,793,277 | 39.4 |
| **45** | 0.01965 | 1,877 | 0.00397 | 95,562 | 473,115 | 0.97181 | 3,313,955 | 34.7 |
| **50** | 0.03690 | 3,457 | 0.00752 | 93,684 | 459,779 | 0.96859 | 2,840,840 | 30.3 |
| **55** | 0.02571 | 2,319 | 0.00521 | 90,227 | 445,338 | 0.96491 | 2,381,060 | 26.4 |
| **60** | 0.04473 | 3,932 | 0.00915 | 87,908 | 429,710 | 0.93511 | 1,935,722 | 22.0 |
| **65** | 0.08600 | 7,222 | 0.01797 | 83,976 | 401,824 | 0.89848 | 1,506,012 | 17.9 |
| **70** | 0.11851 | 9,096 | 0.02519 | 76,754 | 361,029 | 0.87153 | 1,104,188 | 14.4 |
| **75** | 0.13977 | 9,457 | 0.03005 | 67,658 | 314,648 | 0.57661 [c] | 743,160 | 11.0 |
| **80+** | 1.00000 | 58,201 | 0.13582 | 58,201 | 428,512 | - | 428,512 | 7.4 |

**Nota:** *Notes:*
[a] **Daripada umur 0 hingga kumpulan umur 1-4** *From age of 0 to age group 1-4*
[b] **Daripada umur 0, kumpulan umur 1-4 hingga kumpulan umur 5-9** *From age of 0, age group 1-4 to age group 5-9*
[c] **Daripada umur 75 hingga 80+** *From age of 75 to 80+*

# NEGERI & DAERAH PENTADBIRAN

## *STATE & ADMINISTRATIVE DISTRICT*

# SELANGOR 2024

**Muka surat ini sengaja dibiarkan kosong**

*This page is deliberately left blank*

**Jadual 3.12: Jadual hayat ringkas mengikut jantina dan umur, Selangor, 2024**
*Table 3.12: Abridged life table by sex and age, Selangor, 2024*

| **Umur** *Age* | **Kebarangkalian mati di antara umur x dan umur x+n** *Probability of dying between age x and age x+n* | **Bilangan kematian di antara umur x dan umur x+n** *Number of deaths between age x and age x+n* | **Kadar tengah mortaliti di antara umur x dan umur x+n** *Central mortality rate between age x and age x+n* | **Penakat (orang yang masih hidup) pada umur tepat x** *Survivors at exact age x* | **Bilangan orang hidup-tahun di antara umur x dan umur x+n** *Number of person-years lived between age x and age x+n* | **Nisbah ketakatan** *Survival ratio* | **Jumlah bilangan orang hidup-tahun selepas umur tepat x** *Total number of person-years lived after exact age x* | **Jangkaan hayat** *Life expectancy* |
|---|---|---|---|---|---|---|---|---|
| **x** | $_nq_x$ | $_nd_x$ | $_nm_x$ | $l_x$ | $_nL_x$ | $_nS_x$ | $T_x$ | $e_x$ |
| **Lelaki dan Perempuan** *Both sexes* | | | | | | | | |
| **0** | 0.00610 | 610 | 0.00613 | 100,000 | 99,432 | 0.99347 [a] | 7,762,742 | 77.6 |
| **1** | 0.00104 | 104 | 0.00026 | 99,390 | 397,304 | 0.99901 [b] | 7,663,310 | 77.1 |
| **5** | 0.00076 | 76 | 0.00015 | 99,287 | 496,243 | 0.99915 | 7,266,006 | 73.2 |
| **10** | 0.00093 | 93 | 0.00019 | 99,211 | 495,822 | 0.99814 | 6,769,763 | 68.2 |
| **15** | 0.00279 | 277 | 0.00056 | 99,118 | 494,899 | 0.99714 | 6,273,941 | 63.3 |
| **20** | 0.00293 | 290 | 0.00059 | 98,841 | 493,483 | 0.99686 | 5,779,042 | 58.5 |
| **25** | 0.00335 | 331 | 0.00067 | 98,552 | 491,932 | 0.99629 | 5,285,559 | 53.6 |
| **30** | 0.00407 | 400 | 0.00082 | 98,221 | 490,106 | 0.99526 | 4,793,627 | 48.8 |
| **35** | 0.00542 | 530 | 0.00109 | 97,821 | 487,781 | 0.99291 | 4,303,522 | 44.0 |
| **40** | 0.00877 | 853 | 0.00176 | 97,291 | 484,323 | 0.98750 | 3,815,741 | 39.2 |
| **45** | 0.01626 | 1,568 | 0.00328 | 96,438 | 478,271 | 0.97963 | 3,331,417 | 34.5 |
| **50** | 0.02456 | 2,330 | 0.00497 | 94,870 | 468,526 | 0.96789 | 2,853,146 | 30.1 |
| **55** | 0.03986 | 3,688 | 0.00813 | 92,540 | 453,480 | 0.95099 | 2,384,620 | 25.8 |
| **60** | 0.05855 | 5,202 | 0.01206 | 88,852 | 431,254 | 0.92983 | 1,931,140 | 21.7 |
| **65** | 0.08252 | 6,903 | 0.01721 | 83,650 | 400,993 | 0.90519 | 1,499,886 | 17.9 |
| **70** | 0.10820 | 8,304 | 0.02288 | 76,747 | 362,976 | 0.86755 | 1,098,893 | 14.3 |
| **75** | 0.15964 | 10,926 | 0.03470 | 68,443 | 314,901 | 0.57210 [c] | 735,917 | 10.8 |
| **80+** | 1.00000 | 57,517 | 0.13662 | 57,517 | 421,016 | - | 421,016 | 7.3 |
| **Lelaki** *Male* | | | | | | | | |
| **0** | 0.00679 | 679 | 0.00683 | 100,000 | 99,363 | 0.99281 [a] | 7,565,130 | 75.7 |
| **1** | 0.00102 | 102 | 0.00026 | 99,321 | 397,043 | 0.99897 [b] | 7,465,767 | 75.2 |
| **5** | 0.00082 | 81 | 0.00016 | 99,219 | 495,894 | 0.99904 | 7,068,724 | 71.2 |
| **10** | 0.00110 | 109 | 0.00022 | 99,138 | 495,417 | 0.99737 | 6,572,831 | 66.3 |
| **15** | 0.00416 | 412 | 0.00083 | 99,029 | 494,114 | 0.99600 | 6,077,413 | 61.4 |
| **20** | 0.00384 | 379 | 0.00077 | 98,617 | 492,138 | 0.99598 | 5,583,299 | 56.6 |
| **25** | 0.00421 | 413 | 0.00084 | 98,238 | 490,159 | 0.99525 | 5,091,161 | 51.8 |
| **30** | 0.00529 | 517 | 0.00106 | 97,825 | 487,833 | 0.99371 | 4,601,002 | 47.0 |
| **35** | 0.00730 | 710 | 0.00147 | 97,308 | 484,764 | 0.99052 | 4,113,169 | 42.3 |
| **40** | 0.01168 | 1,128 | 0.00235 | 96,598 | 480,168 | 0.98378 | 3,628,405 | 37.6 |
| **45** | 0.02081 | 1,987 | 0.00421 | 95,470 | 472,382 | 0.97406 | 3,148,237 | 33.0 |
| **50** | 0.03119 | 2,916 | 0.00634 | 93,483 | 460,126 | 0.95921 | 2,675,855 | 28.6 |
| **55** | 0.05069 | 4,591 | 0.01040 | 90,567 | 441,360 | 0.93918 | 2,215,729 | 24.5 |
| **60** | 0.07148 | 6,146 | 0.01483 | 85,976 | 414,518 | 0.91554 | 1,774,369 | 20.6 |
| **65** | 0.09844 | 7,858 | 0.02071 | 79,831 | 379,507 | 0.89003 | 1,359,851 | 17.0 |
| **70** | 0.12276 | 8,836 | 0.02616 | 71,972 | 337,772 | 0.84753 | 980,344 | 13.6 |
| **75** | 0.18634 | 11,765 | 0.04110 | 63,137 | 286,271 | 0.55449 [c] | 642,572 | 10.2 |
| **80+** | 1.00000 | 51,372 | 0.14418 | 51,372 | 356,301 | - | 356,301 | 6.9 |
| **Perempuan** *Female* | | | | | | | | |
| **0** | 0.00535 | 535 | 0.00538 | 100,000 | 99,500 | 0.99419 [a] | 7,998,193 | 80.0 |
| **1** | 0.00107 | 106 | 0.00027 | 99,465 | 397,594 | 0.99904 [b] | 7,898,694 | 79.4 |
| **5** | 0.00071 | 70 | 0.00014 | 99,358 | 496,616 | 0.99927 | 7,501,099 | 75.5 |
| **10** | 0.00075 | 74 | 0.00015 | 99,288 | 496,254 | 0.99897 | 7,004,484 | 70.5 |
| **15** | 0.00132 | 130 | 0.00026 | 99,214 | 495,742 | 0.99850 | 6,508,230 | 65.6 |
| **20** | 0.00168 | 166 | 0.00034 | 99,083 | 495,000 | 0.99812 | 6,012,488 | 60.7 |
| **25** | 0.00209 | 207 | 0.00042 | 98,917 | 494,069 | 0.99767 | 5,517,488 | 55.8 |
| **30** | 0.00258 | 254 | 0.00052 | 98,711 | 492,916 | 0.99703 | 5,023,419 | 50.9 |
| **35** | 0.00336 | 330 | 0.00067 | 98,456 | 491,454 | 0.99555 | 4,530,502 | 46.0 |
| **40** | 0.00554 | 544 | 0.00111 | 98,126 | 489,269 | 0.99179 | 4,039,048 | 41.2 |
| **45** | 0.01089 | 1,063 | 0.00219 | 97,582 | 485,252 | 0.98601 | 3,549,779 | 36.4 |
| **50** | 0.01711 | 1,652 | 0.00345 | 96,519 | 478,465 | 0.97754 | 3,064,528 | 31.8 |
| **55** | 0.02790 | 2,647 | 0.00566 | 94,867 | 467,718 | 0.96412 | 2,586,062 | 27.3 |
| **60** | 0.04409 | 4,066 | 0.00902 | 92,220 | 450,937 | 0.94546 | 2,118,344 | 23.0 |
| **65** | 0.06548 | 5,772 | 0.01354 | 88,155 | 426,343 | 0.92113 | 1,667,407 | 18.9 |
| **70** | 0.09320 | 7,678 | 0.01955 | 82,383 | 392,718 | 0.88619 | 1,241,064 | 15.1 |
| **75** | 0.13655 | 10,201 | 0.02931 | 74,705 | 348,021 | 0.58977 [c] | 848,346 | 11.4 |
| **80+** | 1.00000 | 64,504 | 0.12892 | 64,504 | 500,325 | - | 500,325 | 7.8 |

**Nota:** *Notes:*
[a] **Daripada umur 0 hingga kumpulan umur 1-4** *From age of 0 to age group 1-4*
[b] **Daripada umur 0, kumpulan umur 1-4 hingga kumpulan umur 5-9** *From age of 0, age group 1-4 to age group 5-9*
[c] **Daripada umur 75 hingga 80+** *From age of 75 to 80+*

**Jadual 3.12.1: Jadual hayat ringkas mengikut jantina dan umur, Gombak, Selangor, 2024**
*Table 3.12.1: Abridged life table by sex and age, Gombak, Selangor, 2024*

| **Umur** *Age* | **Kebarangkalian mati di antara umur x dan umur x+n** *Probability of dying between age x and age x+n* | **Bilangan kematian di antara umur x dan umur x+n** *Number of deaths between age x and age x+n* | **Kadar tengah mortaliti di antara umur x dan umur x+n** *Central mortality rate between age x and age x+n* | **Penakat (orang yang masih hidup) pada umur tepat x** *Survivors at exact age x* | **Bilangan orang hidup-tahun di antara umur x dan umur x+n** *Number of person-years lived between age x and age x+n* | **Nisbah ketakatan** *Survival ratio* | **Jumlah bilangan orang hidup-tahun selepas umur tepat x** *Total number of person-years lived after exact age x* | **Jangkaan hayat** *Life expectancy* |
|---|---|---|---|---|---|---|---|---|
| **x** | $_nq_x$ | $_nd_x$ | $_nm_x$ | $l_x$ | $_nL_x$ | $_nS_x$ | $T_x$ | $e_x$ |
| **Lelaki dan Perempuan** *Both sexes* | | | | | | | | |
| **0** | 0.00764 | 764 | 0.00769 | 100,000 | 99,292 | 0.99189 [a] | 7,771,940 | 77.7 |
| **1** | 0.00119 | 118 | 0.00030 | 99,236 | 396,651 | 0.99887 [b] | 7,672,648 | 77.3 |
| **5** | 0.00084 | 84 | 0.00017 | 99,118 | 495,382 | 0.99923 | 7,275,997 | 73.4 |
| **10** | 0.00069 | 68 | 0.00014 | 99,035 | 495,002 | 0.99846 | 6,780,615 | 68.5 |
| **15** | 0.00239 | 236 | 0.00048 | 98,966 | 494,241 | 0.99745 | 6,285,612 | 63.5 |
| **20** | 0.00271 | 268 | 0.00054 | 98,730 | 492,981 | 0.99679 | 5,791,371 | 58.7 |
| **25** | 0.00371 | 365 | 0.00074 | 98,462 | 491,398 | 0.99624 | 5,298,390 | 53.8 |
| **30** | 0.00381 | 374 | 0.00076 | 98,097 | 489,550 | 0.99556 | 4,806,992 | 49.0 |
| **35** | 0.00508 | 496 | 0.00102 | 97,723 | 487,375 | 0.99319 | 4,317,442 | 44.2 |
| **40** | 0.00856 | 832 | 0.00172 | 97,227 | 484,054 | 0.98839 | 3,830,067 | 39.4 |
| **45** | 0.01469 | 1,416 | 0.00296 | 96,395 | 478,434 | 0.98110 | 3,346,013 | 34.7 |
| **50** | 0.02318 | 2,201 | 0.00469 | 94,979 | 469,391 | 0.96987 | 2,867,579 | 30.2 |
| **55** | 0.03724 | 3,455 | 0.00759 | 92,778 | 455,250 | 0.95462 | 2,398,188 | 25.8 |
| **60** | 0.05384 | 4,809 | 0.01107 | 89,322 | 434,590 | 0.93148 | 1,942,939 | 21.8 |
| **65** | 0.08403 | 7,102 | 0.01754 | 84,513 | 404,813 | 0.90246 | 1,508,349 | 17.8 |
| **70** | 0.11229 | 8,692 | 0.02379 | 77,412 | 365,328 | 0.86467 | 1,103,536 | 14.3 |
| **75** | 0.16128 | 11,083 | 0.03509 | 68,720 | 315,890 | 0.57209 [c] | 738,208 | 10.7 |
| **80+** | 1.00000 | 57,636 | 0.13648 | 57,636 | 422,318 | - | 422,318 | 7.3 |
| **Lelaki** *Male* | | | | | | | | |
| **0** | 0.00811 | 811 | 0.00818 | 100,000 | 99,242 | 0.99160 [a] | 7,553,664 | 75.5 |
| **1** | 0.00083 | 82 | 0.00021 | 99,189 | 396,559 | 0.99894 [b] | 7,454,422 | 75.2 |
| **5** | 0.00103 | 102 | 0.00021 | 99,106 | 495,277 | 0.99921 | 7,057,863 | 71.2 |
| **10** | 0.00055 | 55 | 0.00011 | 99,004 | 494,885 | 0.99805 | 6,562,586 | 66.3 |
| **15** | 0.00336 | 332 | 0.00067 | 98,950 | 493,918 | 0.99633 | 6,067,701 | 61.3 |
| **20** | 0.00399 | 393 | 0.00080 | 98,617 | 492,104 | 0.99523 | 5,573,783 | 56.5 |
| **25** | 0.00556 | 547 | 0.00112 | 98,224 | 489,755 | 0.99436 | 5,081,679 | 51.7 |
| **30** | 0.00571 | 558 | 0.00115 | 97,678 | 486,994 | 0.99351 | 4,591,924 | 47.0 |
| **35** | 0.00728 | 707 | 0.00146 | 97,120 | 483,833 | 0.99057 | 4,104,930 | 42.3 |
| **40** | 0.01159 | 1,118 | 0.00233 | 96,413 | 479,272 | 0.98414 | 3,621,097 | 37.6 |
| **45** | 0.02017 | 1,922 | 0.00407 | 95,296 | 471,673 | 0.97494 | 3,141,825 | 33.0 |
| **50** | 0.03005 | 2,806 | 0.00610 | 93,374 | 459,854 | 0.96076 | 2,670,152 | 28.6 |
| **55** | 0.04871 | 4,412 | 0.00999 | 90,568 | 441,809 | 0.94139 | 2,210,298 | 24.4 |
| **60** | 0.06901 | 5,946 | 0.01430 | 86,156 | 415,916 | 0.91502 | 1,768,489 | 20.5 |
| **65** | 0.10213 | 8,192 | 0.02153 | 80,210 | 380,572 | 0.88553 | 1,352,573 | 16.9 |
| **70** | 0.12821 | 9,233 | 0.02740 | 72,018 | 337,009 | 0.84290 | 972,002 | 13.5 |
| **75** | 0.19025 | 11,945 | 0.04205 | 62,785 | 284,064 | 0.55265 [c] | 634,993 | 10.1 |
| **80+** | 1.00000 | 50,841 | 0.14487 | 50,841 | 350,929 | - | 350,929 | 6.9 |
| **Perempuan** *Female* | | | | | | | | |
| **0** | 0.00713 | 713 | 0.00718 | 100,000 | 99,337 | 0.99219 [a] | 8,017,004 | 80.2 |
| **1** | 0.00157 | 156 | 0.00039 | 99,287 | 396,759 | 0.99878 [b] | 7,917,667 | 79.7 |
| **5** | 0.00065 | 65 | 0.00013 | 99,131 | 495,492 | 0.99925 | 7,520,908 | 75.9 |
| **10** | 0.00084 | 83 | 0.00017 | 99,066 | 495,123 | 0.99889 | 7,025,416 | 70.9 |
| **15** | 0.00138 | 136 | 0.00028 | 98,983 | 494,574 | 0.99864 | 6,530,293 | 66.0 |
| **20** | 0.00134 | 132 | 0.00027 | 98,847 | 493,902 | 0.99846 | 6,035,718 | 61.1 |
| **25** | 0.00175 | 173 | 0.00035 | 98,714 | 493,139 | 0.99814 | 5,541,816 | 56.1 |
| **30** | 0.00198 | 195 | 0.00040 | 98,542 | 492,221 | 0.99753 | 5,048,677 | 51.2 |
| **35** | 0.00296 | 291 | 0.00059 | 98,347 | 491,007 | 0.99580 | 4,556,456 | 46.3 |
| **40** | 0.00544 | 533 | 0.00109 | 98,056 | 488,947 | 0.99300 | 4,065,449 | 41.5 |
| **45** | 0.00857 | 836 | 0.00172 | 97,523 | 485,524 | 0.98781 | 3,576,502 | 36.7 |
| **50** | 0.01585 | 1,532 | 0.00319 | 96,687 | 479,604 | 0.97957 | 3,090,978 | 32.0 |
| **55** | 0.02508 | 2,387 | 0.00508 | 95,155 | 469,807 | 0.96879 | 2,611,374 | 27.4 |
| **60** | 0.03750 | 3,479 | 0.00764 | 92,768 | 455,144 | 0.94872 | 2,141,567 | 23.1 |
| **65** | 0.06560 | 5,857 | 0.01356 | 89,289 | 431,804 | 0.91947 | 1,686,424 | 18.9 |
| **70** | 0.09650 | 8,051 | 0.02028 | 83,432 | 397,033 | 0.88413 | 1,254,620 | 15.0 |
| **75** | 0.13730 | 10,350 | 0.02948 | 75,381 | 351,030 | 0.59068 [c] | 857,587 | 11.4 |
| **80+** | 1.00000 | 65,031 | 0.12838 | 65,031 | 506,557 | - | 506,557 | 7.8 |

**Nota:** *Notes:*
[a] **Daripada umur 0 hingga kumpulan umur 1-4** *From age of 0 to age group 1-4*
[b] **Daripada umur 0, kumpulan umur 1-4 hingga kumpulan umur 5-9** *From age of 0, age group 1-4 to age group 5-9*
[c] **Daripada umur 75 hingga 80+** *From age of 75 to 80+*

**Jadual 3.12.2: Jadual hayat ringkas mengikut jantina dan umur, Klang, Selangor, 2024**
*Table 3.12.2: Abridged life table by sex and age, Klang, Selangor, 2024*

| **Umur** *Age* | **Kebarangkalian mati di antara umur x dan umur x+n** *Probability of dying between age x and age x+n* | **Bilangan kematian di antara umur x dan umur x+n** *Number of deaths between age x and age x+n* | **Kadar tengah mortaliti di antara umur x dan umur x+n** *Central mortality rate between age x and age x+n* | **Penakat (orang yang masih hidup) pada umur tepat x** *Survivors at exact age x* | **Bilangan orang hidup-tahun di antara umur x dan umur x+n** *Number of person-years lived between age x and age x+n* | **Nisbah ketakatan** *Survival ratio* | **Jumlah bilangan orang hidup-tahun selepas umur tepat x** *Total number of person-years lived after exact age x* | **Jangkaan hayat** *Life expectancy* |
|---|---|---|---|---|---|---|---|---|
| **x** | $_nq_x$ | $_nd_x$ | $_nm_x$ | $l_x$ | $_nL_x$ | $_nS_x$ | $T_x$ | $e_x$ |
| **Lelaki dan Perempuan** *Both sexes* | | | | | | | | |
| **0** | 0.00519 | 519 | 0.00522 | 100,000 | 99,515 | 0.99425 [a] | 7,763,025 | 77.6 |
| **1** | 0.00126 | 125 | 0.00032 | 99,481 | 397,612 | 0.99897 [b] | 7,663,510 | 77.0 |
| **5** | 0.00066 | 66 | 0.00013 | 99,356 | 496,613 | 0.99921 | 7,265,898 | 73.1 |
| **10** | 0.00092 | 91 | 0.00018 | 99,289 | 496,220 | 0.99812 | 6,769,285 | 68.2 |
| **15** | 0.00283 | 281 | 0.00057 | 99,198 | 495,289 | 0.99675 | 6,273,065 | 63.2 |
| **20** | 0.00367 | 363 | 0.00073 | 98,917 | 493,679 | 0.99633 | 5,777,776 | 58.4 |
| **25** | 0.00367 | 362 | 0.00074 | 98,554 | 491,867 | 0.99575 | 5,284,097 | 53.6 |
| **30** | 0.00483 | 475 | 0.00097 | 98,192 | 489,775 | 0.99461 | 4,792,230 | 48.8 |
| **35** | 0.00595 | 581 | 0.00119 | 97,718 | 487,135 | 0.99237 | 4,302,455 | 44.0 |
| **40** | 0.00932 | 905 | 0.00187 | 97,137 | 483,420 | 0.98619 | 3,815,319 | 39.3 |
| **45** | 0.01835 | 1,766 | 0.00370 | 96,231 | 476,742 | 0.97784 | 3,331,900 | 34.6 |
| **50** | 0.02605 | 2,460 | 0.00528 | 94,465 | 466,176 | 0.96784 | 2,855,158 | 30.2 |
| **55** | 0.03845 | 3,537 | 0.00784 | 92,005 | 451,182 | 0.95454 | 2,388,982 | 26.0 |
| **60** | 0.05275 | 4,667 | 0.01084 | 88,468 | 430,672 | 0.93185 | 1,937,800 | 21.9 |
| **65** | 0.08440 | 7,073 | 0.01762 | 83,801 | 401,323 | 0.90602 | 1,507,128 | 18.0 |
| **70** | 0.10445 | 8,014 | 0.02204 | 76,728 | 363,606 | 0.87078 | 1,105,805 | 14.4 |
| **75** | 0.15688 | 10,780 | 0.03405 | 68,714 | 316,621 | 0.57340 [c] | 742,200 | 10.8 |
| **80+** | 1.00000 | 57,934 | 0.13613 | 57,934 | 425,579 | - | 425,579 | 7.3 |
| **Lelaki** *Male* | | | | | | | | |
| **0** | 0.00601 | 601 | 0.00605 | 100,000 | 99,435 | 0.99347 [a] | 7,524,535 | 75.2 |
| **1** | 0.00124 | 124 | 0.00031 | 99,399 | 397,302 | 0.99890 [b] | 7,425,100 | 74.7 |
| **5** | 0.00073 | 73 | 0.00015 | 99,275 | 496,193 | 0.99913 | 7,027,798 | 70.8 |
| **10** | 0.00100 | 99 | 0.00020 | 99,202 | 495,762 | 0.99741 | 6,531,605 | 65.8 |
| **15** | 0.00419 | 415 | 0.00084 | 99,103 | 494,476 | 0.99506 | 6,035,844 | 60.9 |
| **20** | 0.00570 | 562 | 0.00114 | 98,688 | 492,033 | 0.99436 | 5,541,368 | 56.2 |
| **25** | 0.00558 | 547 | 0.00112 | 98,125 | 489,258 | 0.99395 | 5,049,335 | 51.5 |
| **30** | 0.00653 | 637 | 0.00131 | 97,578 | 486,297 | 0.99253 | 4,560,077 | 46.7 |
| **35** | 0.00841 | 815 | 0.00169 | 96,941 | 482,666 | 0.98921 | 4,073,780 | 42.0 |
| **40** | 0.01319 | 1,267 | 0.00265 | 96,126 | 477,459 | 0.98144 | 3,591,114 | 37.4 |
| **45** | 0.02400 | 2,277 | 0.00486 | 94,858 | 468,599 | 0.97078 | 3,113,655 | 32.8 |
| **50** | 0.03457 | 3,201 | 0.00704 | 92,582 | 454,906 | 0.95779 | 2,645,056 | 28.6 |
| **55** | 0.05012 | 4,480 | 0.01028 | 89,381 | 435,705 | 0.94157 | 2,190,149 | 24.5 |
| **60** | 0.06719 | 5,704 | 0.01390 | 84,901 | 410,245 | 0.91427 | 1,754,444 | 20.7 |
| **65** | 0.10562 | 8,365 | 0.02230 | 79,197 | 375,074 | 0.88932 | 1,344,199 | 17.0 |
| **70** | 0.11635 | 8,241 | 0.02471 | 70,832 | 333,559 | 0.85079 | 969,126 | 13.7 |
| **75** | 0.18639 | 11,667 | 0.04111 | 62,591 | 283,790 | 0.55349 [c] | 635,566 | 10.2 |
| **80+** | 1.00000 | 50,925 | 0.14476 | 50,925 | 351,777 | - | 351,777 | 6.9 |
| **Perempuan** *Female* | | | | | | | | |
| **0** | 0.00432 | 432 | 0.00434 | 100,000 | 99,595 | 0.99510 [a] | 8,033,669 | 80.3 |
| **1** | 0.00128 | 127 | 0.00032 | 99,568 | 397,955 | 0.99901 [b] | 7,934,075 | 79.7 |
| **5** | 0.00059 | 59 | 0.00012 | 99,441 | 497,056 | 0.99929 | 7,536,119 | 75.8 |
| **10** | 0.00082 | 82 | 0.00016 | 99,382 | 496,704 | 0.99887 | 7,039,064 | 70.8 |
| **15** | 0.00144 | 143 | 0.00029 | 99,300 | 496,143 | 0.99854 | 6,542,359 | 65.9 |
| **20** | 0.00148 | 147 | 0.00030 | 99,157 | 495,419 | 0.99843 | 6,046,216 | 61.0 |
| **25** | 0.00166 | 164 | 0.00033 | 99,010 | 494,642 | 0.99759 | 5,550,798 | 56.1 |
| **30** | 0.00317 | 313 | 0.00064 | 98,846 | 493,449 | 0.99666 | 5,056,155 | 51.2 |
| **35** | 0.00352 | 347 | 0.00070 | 98,533 | 491,799 | 0.99561 | 4,562,707 | 46.3 |
| **40** | 0.00526 | 517 | 0.00105 | 98,186 | 489,641 | 0.99137 | 4,070,908 | 41.5 |
| **45** | 0.01201 | 1,173 | 0.00242 | 97,670 | 485,418 | 0.98552 | 3,581,267 | 36.7 |
| **50** | 0.01699 | 1,640 | 0.00343 | 96,497 | 478,386 | 0.97852 | 3,095,849 | 32.1 |
| **55** | 0.02605 | 2,471 | 0.00528 | 94,857 | 468,110 | 0.96838 | 2,617,463 | 27.6 |
| **60** | 0.03735 | 3,450 | 0.00761 | 92,387 | 453,308 | 0.95011 | 2,149,352 | 23.3 |
| **65** | 0.06292 | 5,596 | 0.01299 | 88,936 | 430,691 | 0.92286 | 1,696,044 | 19.1 |
| **70** | 0.09232 | 7,694 | 0.01936 | 83,340 | 397,467 | 0.88905 | 1,265,353 | 15.2 |
| **75** | 0.13148 | 9,946 | 0.02815 | 75,647 | 353,367 | 0.59284 [c] | 867,886 | 11.5 |
| **80+** | 1.00000 | 65,700 | 0.12769 | 65,700 | 514,519 | - | 514,519 | 7.8 |

**Nota:** *Notes:*
[a] **Daripada umur 0 hingga kumpulan umur 1-4** *From age of 0 to age group 1-4*
[b] **Daripada umur 0, kumpulan umur 1-4 hingga kumpulan umur 5-9** *From age of 0, age group 1-4 to age group 5-9*
[c] **Daripada umur 75 hingga 80+** *From age of 75 to 80+*

**Jadual 3.12.3: Jadual hayat ringkas mengikut jantina dan umur, Kuala Langat, Selangor, 2024**
*Table 3.12.3: Abridged life table by sex and age, Kuala Langat, Selangor, 2024*

| **Umur** *Age* | **Kebarangkalian mati di antara umur x dan umur x+n** *Probability of dying between age x and age x+n* | **Bilangan kematian di antara umur x dan umur x+n** *Number of deaths between age x and age x+n* | **Kadar tengah mortaliti di antara umur x dan umur x+n** *Central mortality rate between age x and age x+n* | **Penakat (orang yang masih hidup) pada umur tepat x** *Survivors at exact age x* | **Bilangan orang hidup-tahun di antara umur x dan umur x+n** *Number of person-years lived between age x and age x+n* | **Nisbah ketakatan** *Survival ratio* | **Jumlah bilangan orang hidup-tahun selepas umur tepat x** *Total number of person-years lived after exact age x* | **Jangkaan hayat** *Life expectancy* |
|---|---|---|---|---|---|---|---|---|
| **x** | $_nq_x$ | $_nd_x$ | $_nm_x$ | $l_x$ | $_nL_x$ | $_nS_x$ | $T_x$ | $e_x$ |
| **Lelaki dan Perempuan** *Both sexes* | | | | | | | | |
| **0** | 0.00513 | 513 | 0.00516 | 100,000 | 99,520 | 0.99426 [a] | 7,554,759 | 75.5 |
| **1** | 0.00137 | 136 | 0.00034 | 99,487 | 397,610 | 0.99886 [b] | 7,455,239 | 74.9 |
| **5** | 0.00078 | 78 | 0.00016 | 99,351 | 496,561 | 0.99894 | 7,057,629 | 71.0 |
| **10** | 0.00135 | 134 | 0.00027 | 99,273 | 496,033 | 0.99759 | 6,561,068 | 66.1 |
| **15** | 0.00347 | 344 | 0.00070 | 99,140 | 494,838 | 0.99616 | 6,065,035 | 61.2 |
| **20** | 0.00421 | 416 | 0.00084 | 98,796 | 492,938 | 0.99442 | 5,570,196 | 56.4 |
| **25** | 0.00695 | 684 | 0.00139 | 98,380 | 490,189 | 0.99351 | 5,077,258 | 51.6 |
| **30** | 0.00603 | 589 | 0.00121 | 97,696 | 487,007 | 0.99317 | 4,587,069 | 47.0 |
| **35** | 0.00764 | 742 | 0.00153 | 97,107 | 483,681 | 0.99039 | 4,100,062 | 42.2 |
| **40** | 0.01159 | 1,117 | 0.00233 | 96,365 | 479,035 | 0.98601 | 3,616,381 | 37.5 |
| **45** | 0.01642 | 1,564 | 0.00331 | 95,248 | 472,333 | 0.97653 | 3,137,347 | 32.9 |
| **50** | 0.03063 | 2,870 | 0.00622 | 93,685 | 461,250 | 0.95835 | 2,665,013 | 28.4 |
| **55** | 0.05302 | 4,815 | 0.01089 | 90,815 | 442,039 | 0.93987 | 2,203,763 | 24.3 |
| **60** | 0.06764 | 5,817 | 0.01400 | 86,000 | 415,460 | 0.91399 | 1,761,725 | 20.5 |
| **65** | 0.10571 | 8,476 | 0.02232 | 80,184 | 379,728 | 0.88689 | 1,346,265 | 16.8 |
| **70** | 0.12140 | 8,705 | 0.02585 | 71,708 | 336,776 | 0.84168 | 966,536 | 13.5 |
| **75** | 0.20035 | 12,622 | 0.04453 | 63,003 | 283,458 | 0.54990 [c] | 629,760 | 10.0 |
| **80+** | 1.00000 | 50,380 | 0.14548 | 50,380 | 346,302 | - | 346,302 | 6.9 |
| **Lelaki** *Male* | | | | | | | | |
| **0** | 0.00577 | 577 | 0.00580 | 100,000 | 99,457 | 0.99380 [a] | 7,318,879 | 73.2 |
| **1** | 0.00105 | 104 | 0.00026 | 99,423 | 397,445 | 0.99893 [b] | 7,219,422 | 72.6 |
| **5** | 0.00090 | 89 | 0.00018 | 99,319 | 496,370 | 0.99863 | 6,821,977 | 68.7 |
| **10** | 0.00184 | 183 | 0.00037 | 99,229 | 495,690 | 0.99630 | 6,325,606 | 63.7 |
| **15** | 0.00556 | 551 | 0.00112 | 99,047 | 493,856 | 0.99370 | 5,829,916 | 58.9 |
| **20** | 0.00704 | 693 | 0.00141 | 98,496 | 490,745 | 0.99173 | 5,336,060 | 54.2 |
| **25** | 0.00950 | 929 | 0.00191 | 97,802 | 486,689 | 0.99062 | 4,845,315 | 49.5 |
| **30** | 0.00926 | 897 | 0.00186 | 96,873 | 482,122 | 0.99011 | 4,358,626 | 45.0 |
| **35** | 0.01052 | 1,009 | 0.00211 | 95,976 | 477,355 | 0.98631 | 3,876,505 | 40.4 |
| **40** | 0.01689 | 1,604 | 0.00341 | 94,966 | 470,821 | 0.98099 | 3,399,150 | 35.8 |
| **45** | 0.02116 | 1,976 | 0.00428 | 93,362 | 461,872 | 0.97033 | 2,928,329 | 31.4 |
| **50** | 0.03837 | 3,506 | 0.00782 | 91,387 | 448,168 | 0.94826 | 2,466,457 | 27.0 |
| **55** | 0.06565 | 5,769 | 0.01358 | 87,881 | 424,980 | 0.92550 | 2,018,289 | 23.0 |
| **60** | 0.08397 | 6,895 | 0.01753 | 82,111 | 393,319 | 0.89627 | 1,593,309 | 19.4 |
| **65** | 0.12531 | 9,425 | 0.02674 | 75,216 | 352,519 | 0.87015 | 1,199,989 | 16.0 |
| **70** | 0.13505 | 8,885 | 0.02897 | 65,791 | 306,743 | 0.82487 | 847,470 | 12.9 |
| **75** | 0.22147 | 12,603 | 0.04981 | 56,906 | 253,023 | 0.53207 [c] | 540,727 | 9.5 |
| **80+** | 1.00000 | 44,303 | 0.15399 | 44,303 | 287,704 | - | 287,704 | 6.5 |
| **Perempuan** *Female* | | | | | | | | |
| **0** | 0.00445 | 445 | 0.00447 | 100,000 | 99,583 | 0.99476 [a] | 7,822,428 | 78.2 |
| **1** | 0.00170 | 169 | 0.00043 | 99,555 | 397,798 | 0.99876 [b] | 7,722,846 | 77.6 |
| **5** | 0.00066 | 65 | 0.00013 | 99,385 | 496,763 | 0.99927 | 7,325,048 | 73.7 |
| **10** | 0.00081 | 80 | 0.00016 | 99,320 | 496,399 | 0.99893 | 6,828,285 | 68.8 |
| **15** | 0.00133 | 132 | 0.00027 | 99,240 | 495,870 | 0.99878 | 6,331,885 | 63.8 |
| **20** | 0.00110 | 109 | 0.00022 | 99,108 | 495,267 | 0.99730 | 5,836,015 | 58.9 |
| **25** | 0.00430 | 425 | 0.00086 | 98,999 | 493,931 | 0.99641 | 5,340,748 | 53.9 |
| **30** | 0.00288 | 284 | 0.00058 | 98,574 | 492,157 | 0.99614 | 4,846,817 | 49.2 |
| **35** | 0.00483 | 475 | 0.00097 | 98,289 | 490,260 | 0.99456 | 4,354,660 | 44.3 |
| **40** | 0.00606 | 593 | 0.00122 | 97,815 | 487,591 | 0.99142 | 3,864,400 | 39.5 |
| **45** | 0.01111 | 1,080 | 0.00223 | 97,222 | 483,407 | 0.98326 | 3,376,809 | 34.7 |
| **50** | 0.02243 | 2,156 | 0.00454 | 96,141 | 475,316 | 0.96920 | 2,893,401 | 30.1 |
| **55** | 0.03936 | 3,700 | 0.00803 | 93,985 | 460,677 | 0.95537 | 2,418,085 | 25.7 |
| **60** | 0.05012 | 4,525 | 0.01028 | 90,286 | 440,116 | 0.93276 | 1,957,408 | 21.7 |
| **65** | 0.08527 | 7,313 | 0.01781 | 85,761 | 410,521 | 0.90404 | 1,517,292 | 17.7 |
| **70** | 0.10765 | 8,445 | 0.02276 | 78,448 | 371,126 | 0.85691 | 1,106,771 | 14.1 |
| **75** | 0.18280 | 12,797 | 0.04024 | 70,003 | 318,021 | 0.56770 [c] | 735,645 | 10.5 |
| **80+** | 1.00000 | 57,206 | 0.13698 | 57,206 | 417,624 | - | 417,624 | 7.3 |

**Nota:** *Notes:*
[a] **Daripada umur 0 hingga kumpulan umur 1-4** *From age of 0 to age group 1-4*
[b] **Daripada umur 0, kumpulan umur 1-4 hingga kumpulan umur 5-9** *From age of 0, age group 1-4 to age group 5-9*
[c] **Daripada umur 75 hingga 80+** *From age of 75 to 80+*

**Jadual 3.12.4: Jadual hayat ringkas mengikut jantina dan umur, Kuala Selangor, Selangor, 2024**
*Table 3.12.4: Abridged life table by sex and age, Kuala Selangor, Selangor, 2024*

| **Umur** *Age* | **Kebarangkalian mati di antara umur x dan umur x+n** *Probability of dying between age x and age x+n* | **Bilangan kematian di antara umur x dan umur x+n** *Number of deaths between age x and age x+n* | **Kadar tengah mortaliti di antara umur x dan umur x+n** *Central mortality rate between age x and age x+n* | **Penakat (orang yang masih hidup) pada umur tepat x** *Survivors at exact age x* | **Bilangan orang hidup-tahun di antara umur x dan umur x+n** *Number of person-years lived between age x and age x+n* | **Nisbah ketakatan** *Survival ratio* | **Jumlah bilangan orang hidup-tahun selepas umur tepat x** *Total number of person-years lived after exact age x* | **Jangkaan hayat** *Life expectancy* |
|---|---|---|---|---|---|---|---|---|
| **x** | $_nq_x$ | $_nd_x$ | $_nm_x$ | $l_x$ | $_nL_x$ | $_nS_x$ | $T_x$ | $e_x$ |
| **Lelaki dan Perempuan** *Both sexes* | | | | | | | | |
| **0** | 0.00620 | 620 | 0.00624 | 100,000 | 99,423 | 0.99344 [a] | 7,511,386 | 75.1 |
| **1** | 0.00090 | 90 | 0.00023 | 99,380 | 397,297 | 0.99869 [b] | 7,411,963 | 74.6 |
| **5** | 0.00154 | 153 | 0.00031 | 99,290 | 496,069 | 0.99881 | 7,014,666 | 70.6 |
| **10** | 0.00083 | 82 | 0.00017 | 99,137 | 495,479 | 0.99716 | 6,518,598 | 65.8 |
| **15** | 0.00485 | 480 | 0.00097 | 99,055 | 494,073 | 0.99490 | 6,023,118 | 60.8 |
| **20** | 0.00536 | 529 | 0.00108 | 98,575 | 491,551 | 0.99461 | 5,529,045 | 56.1 |
| **25** | 0.00541 | 531 | 0.00109 | 98,046 | 488,903 | 0.99418 | 5,037,494 | 51.4 |
| **30** | 0.00622 | 607 | 0.00125 | 97,515 | 486,060 | 0.99336 | 4,548,591 | 46.6 |
| **35** | 0.00706 | 684 | 0.00142 | 96,909 | 482,832 | 0.99072 | 4,062,531 | 41.9 |
| **40** | 0.01151 | 1,107 | 0.00231 | 96,224 | 478,353 | 0.98389 | 3,579,699 | 37.2 |
| **45** | 0.02076 | 1,975 | 0.00420 | 95,117 | 470,647 | 0.97445 | 3,101,347 | 32.6 |
| **50** | 0.03043 | 2,834 | 0.00618 | 93,142 | 458,624 | 0.96037 | 2,630,700 | 28.2 |
| **55** | 0.04911 | 4,435 | 0.01007 | 90,308 | 440,450 | 0.94183 | 2,172,076 | 24.1 |
| **60** | 0.06770 | 5,813 | 0.01401 | 85,872 | 414,828 | 0.91399 | 1,731,626 | 20.2 |
| **65** | 0.10565 | 8,458 | 0.02231 | 80,059 | 379,149 | 0.87911 | 1,316,798 | 16.4 |
| **70** | 0.13793 | 9,876 | 0.02963 | 71,601 | 333,314 | 0.82740 | 937,649 | 13.1 |
| **75** | 0.21281 | 13,136 | 0.04763 | 61,725 | 275,785 | 0.54366 [c] | 604,335 | 9.8 |
| **80+** | 1.00000 | 48,589 | 0.14789 | 48,589 | 328,550 | - | 328,550 | 6.8 |
| **Lelaki** *Male* | | | | | | | | |
| **0** | 0.00765 | 765 | 0.00771 | 100,000 | 99,284 | 0.99201 [a] | 7,221,776 | 72.2 |
| **1** | 0.00093 | 92 | 0.00023 | 99,235 | 396,721 | 0.99839 [b] | 7,122,491 | 71.8 |
| **5** | 0.00205 | 203 | 0.00041 | 99,143 | 495,206 | 0.99851 | 6,725,770 | 67.8 |
| **10** | 0.00094 | 93 | 0.00019 | 98,940 | 494,466 | 0.99551 | 6,230,564 | 63.0 |
| **15** | 0.00805 | 796 | 0.00162 | 98,847 | 492,244 | 0.99189 | 5,736,098 | 58.0 |
| **20** | 0.00816 | 800 | 0.00164 | 98,051 | 488,254 | 0.99171 | 5,243,855 | 53.5 |
| **25** | 0.00842 | 819 | 0.00169 | 97,251 | 484,206 | 0.99127 | 4,755,601 | 48.9 |
| **30** | 0.00904 | 872 | 0.00182 | 96,432 | 479,979 | 0.99053 | 4,271,395 | 44.3 |
| **35** | 0.00991 | 947 | 0.00199 | 95,560 | 475,432 | 0.98663 | 3,791,416 | 39.7 |
| **40** | 0.01688 | 1,597 | 0.00340 | 94,613 | 469,073 | 0.97893 | 3,315,984 | 35.0 |
| **45** | 0.02534 | 2,357 | 0.00513 | 93,016 | 459,190 | 0.96740 | 2,846,911 | 30.6 |
| **50** | 0.04005 | 3,631 | 0.00817 | 90,660 | 444,221 | 0.94940 | 2,387,721 | 26.3 |
| **55** | 0.06158 | 5,360 | 0.01271 | 87,029 | 421,744 | 0.92592 | 1,943,500 | 22.3 |
| **60** | 0.08741 | 7,138 | 0.01828 | 81,669 | 390,500 | 0.88952 | 1,521,755 | 18.6 |
| **65** | 0.13577 | 10,119 | 0.02913 | 74,531 | 347,355 | 0.85027 | 1,131,256 | 15.2 |
| **70** | 0.16589 | 10,685 | 0.03618 | 64,411 | 295,345 | 0.79731 | 783,900 | 12.2 |
| **75** | 0.24682 | 13,261 | 0.05631 | 53,726 | 235,480 | 0.51801 [c] | 488,556 | 9.1 |
| **80+** | 1.00000 | 40,466 | 0.15990 | 40,466 | 253,076 | - | 253,076 | 6.3 |
| **Perempuan** *Female* | | | | | | | | |
| **0** | 0.00473 | 473 | 0.00475 | 100,000 | 99,557 | 0.99490 [a] | 7,831,281 | 78.3 |
| **1** | 0.00087 | 87 | 0.00022 | 99,527 | 397,893 | 0.99895 [b] | 7,731,724 | 77.7 |
| **5** | 0.00110 | 110 | 0.00022 | 99,440 | 496,927 | 0.99909 | 7,333,831 | 73.8 |
| **10** | 0.00072 | 71 | 0.00014 | 99,331 | 496,475 | 0.99885 | 6,836,903 | 68.8 |
| **15** | 0.00158 | 157 | 0.00032 | 99,259 | 495,905 | 0.99795 | 6,340,428 | 63.9 |
| **20** | 0.00253 | 250 | 0.00051 | 99,102 | 494,886 | 0.99759 | 5,844,524 | 59.0 |
| **25** | 0.00230 | 227 | 0.00046 | 98,852 | 493,693 | 0.99701 | 5,349,638 | 54.1 |
| **30** | 0.00369 | 364 | 0.00074 | 98,625 | 492,216 | 0.99590 | 4,855,944 | 49.2 |
| **35** | 0.00450 | 443 | 0.00090 | 98,261 | 490,200 | 0.99459 | 4,363,728 | 44.4 |
| **40** | 0.00632 | 619 | 0.00127 | 97,819 | 487,547 | 0.98889 | 3,873,528 | 39.6 |
| **45** | 0.01593 | 1,549 | 0.00321 | 97,200 | 482,129 | 0.98173 | 3,385,981 | 34.8 |
| **50** | 0.02065 | 1,975 | 0.00417 | 95,651 | 473,320 | 0.97149 | 2,903,852 | 30.4 |
| **55** | 0.03654 | 3,423 | 0.00744 | 93,677 | 459,825 | 0.95791 | 2,430,532 | 25.9 |
| **60** | 0.04785 | 4,318 | 0.00980 | 90,253 | 440,471 | 0.93846 | 1,970,708 | 21.8 |
| **65** | 0.07591 | 6,523 | 0.01578 | 85,935 | 413,366 | 0.90740 | 1,530,237 | 17.8 |
| **70** | 0.11065 | 8,787 | 0.02343 | 79,412 | 375,090 | 0.85428 | 1,116,871 | 14.1 |
| **75** | 0.18516 | 13,077 | 0.04081 | 70,625 | 320,431 | 0.56802 [c] | 741,780 | 10.5 |
| **80+** | 1.00000 | 57,548 | 0.13658 | 57,548 | 421,349 | - | 421,349 | 7.3 |

**Nota:** *Notes:*
[a] **Daripada umur 0 hingga kumpulan umur 1-4** *From age of 0 to age group 1-4*
[b] **Daripada umur 0, kumpulan umur 1-4 hingga kumpulan umur 5-9** *From age of 0, age group 1-4 to age group 5-9*
[c] **Daripada umur 75 hingga 80+** *From age of 75 to 80+*

**Jadual 3.12.5: Jadual hayat ringkas mengikut jantina dan umur, Petaling, Selangor, 2024**
*Table 3.12.5: Abridged life table by sex and age, Petaling, Selangor, 2024*

| **Umur** *Age* | **Kebarangkalian mati di antara umur x dan umur x+n** *Probability of dying between age x and age x+n* | **Bilangan kematian di antara umur x dan umur x+n** *Number of deaths between age x and age x+n* | **Kadar tengah mortaliti di antara umur x dan umur x+n** *Central mortality rate between age x and age x+n* | **Penakat (orang yang masih hidup) pada umur tepat x** *Survivors at exact age x* | **Bilangan orang hidup-tahun di antara umur x dan umur x+n** *Number of person-years lived between age x and age x+n* | **Nisbah ketakatan** *Survival ratio* | **Jumlah bilangan orang hidup-tahun selepas umur tepat x** *Total number of person-years lived after exact age x* | **Jangkaan hayat** *Life expectancy* |
|---|---|---|---|---|---|---|---|---|
| **x** | $_nq_x$ | $_nd_x$ | $_nm_x$ | $l_x$ | $_nL_x$ | $_nS_x$ | $T_x$ | $e_x$ |
| **Lelaki dan Perempuan** *Both sexes* | | | | | | | | |
| **0** | 0.00621 | 621 | 0.00624 | 100,000 | 99,422 | 0.99329 [a] | 7,994,540 | 79.9 |
| **1** | 0.00119 | 118 | 0.00030 | 99,379 | 397,224 | 0.99900 [b] | 7,895,118 | 79.4 |
| **5** | 0.00064 | 63 | 0.00013 | 99,261 | 496,149 | 0.99927 | 7,497,894 | 75.5 |
| **10** | 0.00082 | 81 | 0.00016 | 99,198 | 495,788 | 0.99871 | 7,001,746 | 70.6 |
| **15** | 0.00175 | 174 | 0.00035 | 99,117 | 495,150 | 0.99794 | 6,505,958 | 65.6 |
| **20** | 0.00237 | 235 | 0.00048 | 98,943 | 494,128 | 0.99727 | 6,010,808 | 60.8 |
| **25** | 0.00308 | 304 | 0.00062 | 98,708 | 492,780 | 0.99685 | 5,516,679 | 55.9 |
| **30** | 0.00321 | 316 | 0.00064 | 98,404 | 491,229 | 0.99637 | 5,023,900 | 51.1 |
| **35** | 0.00406 | 398 | 0.00081 | 98,088 | 489,445 | 0.99474 | 4,532,670 | 46.2 |
| **40** | 0.00648 | 633 | 0.00130 | 97,690 | 486,868 | 0.99058 | 4,043,225 | 41.4 |
| **45** | 0.01239 | 1,202 | 0.00249 | 97,057 | 482,281 | 0.98516 | 3,556,357 | 36.6 |
| **50** | 0.01732 | 1,661 | 0.00350 | 95,855 | 475,124 | 0.97802 | 3,074,076 | 32.1 |
| **55** | 0.02673 | 2,517 | 0.00542 | 94,194 | 464,679 | 0.96602 | 2,598,952 | 27.6 |
| **60** | 0.04144 | 3,799 | 0.00846 | 91,677 | 448,888 | 0.94823 | 2,134,274 | 23.3 |
| **65** | 0.06256 | 5,498 | 0.01292 | 87,878 | 425,647 | 0.92598 | 1,685,385 | 19.2 |
| **70** | 0.08624 | 7,104 | 0.01802 | 82,381 | 394,142 | 0.89360 | 1,259,738 | 15.3 |
| **75** | 0.12846 | 9,670 | 0.02746 | 75,276 | 352,205 | 0.59311 [c] | 865,596 | 11.5 |
| **80+** | 1.00000 | 65,606 | 0.12779 | 65,606 | 513,391 | - | 513,391 | 7.8 |
| **Lelaki** *Male* | | | | | | | | |
| **0** | 0.00700 | 700 | 0.00705 | 100,000 | 99,343 | 0.99253 [a] | 7,800,979 | 78.0 |
| **1** | 0.00118 | 117 | 0.00030 | 99,300 | 396,921 | 0.99899 [b] | 7,701,636 | 77.6 |
| **5** | 0.00060 | 59 | 0.00012 | 99,182 | 495,763 | 0.99919 | 7,304,715 | 73.6 |
| **10** | 0.00103 | 102 | 0.00021 | 99,123 | 495,360 | 0.99824 | 6,808,952 | 68.7 |
| **15** | 0.00250 | 247 | 0.00050 | 99,021 | 494,488 | 0.99706 | 6,313,592 | 63.8 |
| **20** | 0.00338 | 334 | 0.00068 | 98,774 | 493,035 | 0.99605 | 5,819,103 | 58.9 |
| **25** | 0.00451 | 444 | 0.00090 | 98,440 | 491,089 | 0.99537 | 5,326,068 | 54.1 |
| **30** | 0.00474 | 464 | 0.00095 | 97,995 | 488,816 | 0.99474 | 4,834,980 | 49.3 |
| **35** | 0.00579 | 564 | 0.00116 | 97,531 | 486,244 | 0.99257 | 4,346,164 | 44.6 |
| **40** | 0.00908 | 880 | 0.00182 | 96,967 | 482,633 | 0.98702 | 3,859,919 | 39.8 |
| **45** | 0.01692 | 1,626 | 0.00341 | 96,087 | 476,368 | 0.98028 | 3,377,286 | 35.1 |
| **50** | 0.02257 | 2,132 | 0.00457 | 94,460 | 466,972 | 0.97152 | 2,900,918 | 30.7 |
| **55** | 0.03452 | 3,187 | 0.00702 | 92,328 | 453,673 | 0.95761 | 2,433,947 | 26.4 |
| **60** | 0.05055 | 4,506 | 0.01037 | 89,141 | 434,440 | 0.93822 | 1,980,273 | 22.2 |
| **65** | 0.07361 | 6,230 | 0.01528 | 84,635 | 407,600 | 0.91266 | 1,545,833 | 18.3 |
| **70** | 0.10217 | 8,011 | 0.02153 | 78,405 | 371,998 | 0.87226 | 1,138,233 | 14.5 |
| **75** | 0.15622 | 10,997 | 0.03389 | 70,394 | 324,479 | 0.57653 [c] | 766,235 | 10.9 |
| **80+** | 1.00000 | 59,397 | 0.13446 | 59,397 | 441,756 | - | 441,756 | 7.4 |
| **Perempuan** *Female* | | | | | | | | |
| **0** | 0.00534 | 534 | 0.00537 | 100,000 | 99,501 | 0.99414 [a] | 8,205,634 | 82.1 |
| **1** | 0.00119 | 119 | 0.00030 | 99,466 | 397,569 | 0.99899 [b] | 8,106,133 | 81.5 |
| **5** | 0.00068 | 67 | 0.00014 | 99,347 | 496,568 | 0.99937 | 7,708,564 | 77.6 |
| **10** | 0.00059 | 59 | 0.00012 | 99,280 | 496,253 | 0.99921 | 7,211,995 | 72.6 |
| **15** | 0.00100 | 99 | 0.00020 | 99,221 | 495,859 | 0.99885 | 6,715,742 | 67.7 |
| **20** | 0.00130 | 129 | 0.00026 | 99,122 | 495,291 | 0.99855 | 6,219,883 | 62.7 |
| **25** | 0.00159 | 158 | 0.00032 | 98,994 | 494,575 | 0.99834 | 5,724,592 | 57.8 |
| **30** | 0.00172 | 170 | 0.00034 | 98,836 | 493,754 | 0.99794 | 5,230,018 | 52.9 |
| **35** | 0.00240 | 237 | 0.00048 | 98,666 | 492,736 | 0.99688 | 4,736,263 | 48.0 |
| **40** | 0.00384 | 377 | 0.00077 | 98,429 | 491,200 | 0.99439 | 4,243,527 | 43.1 |
| **45** | 0.00739 | 725 | 0.00148 | 98,051 | 488,444 | 0.99043 | 3,752,327 | 38.3 |
| **50** | 0.01176 | 1,144 | 0.00237 | 97,326 | 483,771 | 0.98488 | 3,263,883 | 33.5 |
| **55** | 0.01852 | 1,782 | 0.00374 | 96,182 | 476,456 | 0.97497 | 2,780,112 | 28.9 |
| **60** | 0.03165 | 2,988 | 0.00643 | 94,400 | 464,532 | 0.95877 | 2,303,656 | 24.4 |
| **65** | 0.05113 | 4,674 | 0.01049 | 91,413 | 445,377 | 0.93943 | 1,839,124 | 20.1 |
| **70** | 0.07051 | 6,116 | 0.01462 | 86,738 | 418,401 | 0.91256 | 1,393,746 | 16.1 |
| **75** | 0.10565 | 8,518 | 0.02231 | 80,622 | 381,816 | 0.60853 [c] | 975,345 | 12.1 |
| **80+** | 1.00000 | 72,104 | 0.12148 | 72,104 | 593,529 | - | 593,529 | 8.2 |

**Nota:** *Notes:*
[a] **Daripada umur 0 hingga kumpulan umur 1-4** *From age of 0 to age group 1-4*
[b] **Daripada umur 0, kumpulan umur 1-4 hingga kumpulan umur 5-9** *From age of 0, age group 1-4 to age group 5-9*
[c] **Daripada umur 75 hingga 80+** *From age of 75 to 80+*

**Jadual 3.12.6: Jadual hayat ringkas mengikut jantina dan umur, Sabak Bernam, Selangor, 2024**
*Table 3.12.6: Abridged life table by sex and age, Sabak Bernam, Selangor, 2024*

| **Umur** *Age* | **Kebarangkalian mati di antara umur x dan umur x+n** *Probability of dying between age x and age x+n* | **Bilangan kematian di antara umur x dan umur x+n** *Number of deaths between age x and age x+n* | **Kadar tengah mortaliti di antara umur x dan umur x+n** *Central mortality rate between age x and age x+n* | **Penakat (orang yang masih hidup) pada umur tepat x** *Survivors at exact age x* | **Bilangan orang hidup-tahun di antara umur x dan umur x+n** *Number of person-years lived between age x and age x+n* | **Nisbah ketakatan** *Survival ratio* | **Jumlah bilangan orang hidup-tahun selepas umur tepat x** *Total number of person-years lived after exact age x* | **Jangkaan hayat** *Life expectancy* |
|---|---|---|---|---|---|---|---|---|
| **x** | $_nq_x$ | $_nd_x$ | $_nm_x$ | $l_x$ | $_nL_x$ | $_nS_x$ | $T_x$ | $e_x$ |
| **Lelaki dan Perempuan** *Both sexes* | | | | | | | | |
| **0** | 0.00410 | 410 | 0.00412 | 100,000 | 99,615 | 0.99523 [a] | 6,810,615 | 68.1 |
| **1** | 0.00144 | 143 | 0.00036 | 99,590 | 398,002 | 0.99884 [b] | 6,710,999 | 67.4 |
| **5** | 0.00076 | 76 | 0.00015 | 99,446 | 497,042 | 0.99865 | 6,312,997 | 63.5 |
| **10** | 0.00194 | 193 | 0.00039 | 99,371 | 496,370 | 0.99670 | 5,815,955 | 58.5 |
| **15** | 0.00465 | 461 | 0.00093 | 99,177 | 494,734 | 0.99420 | 5,319,585 | 53.6 |
| **20** | 0.00695 | 686 | 0.00139 | 98,716 | 491,866 | 0.99177 | 4,824,851 | 48.9 |
| **25** | 0.00952 | 933 | 0.00191 | 98,030 | 487,818 | 0.99074 | 4,332,985 | 44.2 |
| **30** | 0.00900 | 874 | 0.00181 | 97,097 | 483,300 | 0.99050 | 3,845,167 | 39.6 |
| **35** | 0.01001 | 963 | 0.00201 | 96,223 | 478,707 | 0.98576 | 3,361,867 | 34.9 |
| **40** | 0.01852 | 1,764 | 0.00374 | 95,260 | 471,889 | 0.97421 | 2,883,160 | 30.3 |
| **45** | 0.03320 | 3,104 | 0.00675 | 93,496 | 459,719 | 0.95733 | 2,411,272 | 25.8 |
| **50** | 0.05247 | 4,742 | 0.01078 | 90,392 | 440,102 | 0.91942 | 1,951,553 | 21.6 |
| **55** | 0.11026 | 9,444 | 0.02334 | 85,649 | 404,637 | 0.86949 | 1,511,451 | 17.6 |
| **60** | 0.15326 | 11,680 | 0.03320 | 76,205 | 351,828 | 0.82285 | 1,106,814 | 14.5 |
| **65** | 0.20536 | 13,251 | 0.04577 | 64,526 | 289,502 | 0.76199 | 754,986 | 11.7 |
| **70** | 0.27910 | 14,311 | 0.06487 | 51,275 | 220,597 | 0.64942 | 465,485 | 9.1 |
| **75** | 0.44973 | 16,624 | 0.11604 | 36,964 | 143,261 | 0.41499 [c] | 244,887 | 6.6 |
| **80+** | 1.00000 | 20,340 | 0.20015 | 20,340 | 101,626 | - | 101,626 | 5.0 |
| **Lelaki** *Male* | | | | | | | | |
| **0** | 0.00309 | 309 | 0.00310 | 100,000 | 99,707 | 0.99613 [a] | 6,532,237 | 65.3 |
| **1** | 0.00173 | 173 | 0.00043 | 99,691 | 398,357 | 0.99868 [b] | 6,432,531 | 64.5 |
| **5** | 0.00075 | 75 | 0.00015 | 99,518 | 497,405 | 0.99813 | 6,034,174 | 60.6 |
| **10** | 0.00298 | 297 | 0.00060 | 99,444 | 496,477 | 0.99496 | 5,536,768 | 55.7 |
| **15** | 0.00709 | 703 | 0.00142 | 99,147 | 493,977 | 0.99175 | 5,040,291 | 50.8 |
| **20** | 0.00942 | 927 | 0.00189 | 98,444 | 489,902 | 0.98952 | 4,546,314 | 46.2 |
| **25** | 0.01154 | 1,126 | 0.00232 | 97,517 | 484,770 | 0.98692 | 4,056,412 | 41.6 |
| **30** | 0.01463 | 1,410 | 0.00295 | 96,391 | 478,430 | 0.98415 | 3,571,642 | 37.1 |
| **35** | 0.01709 | 1,624 | 0.00345 | 94,981 | 470,847 | 0.97993 | 3,093,212 | 32.6 |
| **40** | 0.02309 | 2,156 | 0.00467 | 93,358 | 461,399 | 0.96879 | 2,622,365 | 28.1 |
| **45** | 0.03952 | 3,604 | 0.00806 | 91,202 | 447,000 | 0.94716 | 2,160,967 | 23.7 |
| **50** | 0.06671 | 5,844 | 0.01380 | 87,598 | 423,381 | 0.90015 | 1,713,967 | 19.6 |
| **55** | 0.13536 | 11,067 | 0.02904 | 81,754 | 381,105 | 0.84030 | 1,290,586 | 15.8 |
| **60** | 0.18785 | 13,279 | 0.04146 | 70,688 | 320,241 | 0.78433 | 909,481 | 12.9 |
| **65** | 0.24992 | 14,348 | 0.05712 | 57,409 | 251,175 | 0.71208 | 589,239 | 10.3 |
| **70** | 0.33858 | 14,580 | 0.08152 | 43,061 | 178,856 | 0.57359 | 338,065 | 7.9 |
| **75** | 0.55919 | 15,926 | 0.15524 | 28,481 | 102,591 | 0.35562 [c] | 159,209 | 5.6 |
| **80+** | 1.00000 | 12,555 | 0.22175 | 12,555 | 56,619 | - | 56,619 | 4.5 |
| **Perempuan** *Female* | | | | | | | | |
| **0** | 0.00531 | 531 | 0.00534 | 100,000 | 99,504 | 0.99420 [a] | 7,149,599 | 71.5 |
| **1** | 0.00112 | 112 | 0.00028 | 99,469 | 397,598 | 0.99898 [b] | 7,050,095 | 70.9 |
| **5** | 0.00077 | 77 | 0.00015 | 99,357 | 496,594 | 0.99921 | 6,652,497 | 67.0 |
| **10** | 0.00081 | 81 | 0.00016 | 99,281 | 496,201 | 0.99856 | 6,155,903 | 62.0 |
| **15** | 0.00208 | 206 | 0.00042 | 99,200 | 495,485 | 0.99686 | 5,659,701 | 57.1 |
| **20** | 0.00420 | 416 | 0.00084 | 98,994 | 493,931 | 0.99426 | 5,164,216 | 52.2 |
| **25** | 0.00729 | 718 | 0.00146 | 98,578 | 491,096 | 0.99466 | 4,670,286 | 47.4 |
| **30** | 0.00337 | 330 | 0.00068 | 97,860 | 488,475 | 0.99679 | 4,179,190 | 42.7 |
| **35** | 0.00305 | 298 | 0.00061 | 97,530 | 486,905 | 0.99167 | 3,690,715 | 37.8 |
| **40** | 0.01362 | 1,324 | 0.00274 | 97,232 | 482,850 | 0.98032 | 3,203,811 | 33.0 |
| **45** | 0.02582 | 2,477 | 0.00523 | 95,908 | 473,348 | 0.96908 | 2,720,961 | 28.4 |
| **50** | 0.03616 | 3,379 | 0.00737 | 93,431 | 458,710 | 0.94114 | 2,247,613 | 24.1 |
| **55** | 0.08241 | 7,422 | 0.01719 | 90,053 | 431,709 | 0.90304 | 1,788,903 | 19.9 |
| **60** | 0.11282 | 9,322 | 0.02391 | 82,631 | 389,849 | 0.86561 | 1,357,194 | 16.4 |
| **65** | 0.15870 | 11,634 | 0.03447 | 73,309 | 337,458 | 0.80875 | 967,345 | 13.2 |
| **70** | 0.22993 | 14,181 | 0.05196 | 61,675 | 272,921 | 0.70546 | 629,887 | 10.2 |
| **75** | 0.37843 | 17,973 | 0.09335 | 47,494 | 192,535 | 0.46063 [c] | 356,966 | 7.5 |
| **80+** | 1.00000 | 29,521 | 0.17953 | 29,521 | 164,431 | - | 164,431 | 5.6 |

**Nota:** *Notes:*
[a] **Daripada umur 0 hingga kumpulan umur 1-4** *From age of 0 to age group 1-4*
[b] **Daripada umur 0, kumpulan umur 1-4 hingga kumpulan umur 5-9** *From age of 0, age group 1-4 to age group 5-9*
[c] **Daripada umur 75 hingga 80+** *From age of 75 to 80+*

**Jadual 3.12.7: Jadual hayat ringkas mengikut jantina dan umur, Sepang, Selangor, 2024**
*Table 3.12.7: Abridged life table by sex and age, Sepang, Selangor, 2024*

| **Umur** *Age* | **Kebarangkalian mati di antara umur x dan umur x+n** *Probability of dying between age x and age x+n* | **Bilangan kematian di antara umur x dan umur x+n** *Number of deaths between age x and age x+n* | **Kadar tengah mortaliti di antara umur x dan umur x+n** *Central mortality rate between age x and age x+n* | **Penakat (orang yang masih hidup) pada umur tepat x** *Survivors at exact age x* | **Bilangan orang hidup-tahun di antara umur x dan umur x+n** *Number of person-years lived between age x and age x+n* | **Nisbah ketakatan** *Survival ratio* | **Jumlah bilangan orang hidup-tahun selepas umur tepat x** *Total number of person-years lived after exact age x* | **Jangkaan hayat** *Life expectancy* |
|---|---|---|---|---|---|---|---|---|
| **x** | $_nq_x$ | $_nd_x$ | $_nm_x$ | $l_x$ | $_nL_x$ | $_nS_x$ | $T_x$ | $e_x$ |
| **Lelaki dan Perempuan** *Both sexes* | | | | | | | | |
| **0** | 0.00669 | 669 | 0.00673 | 100,000 | 99,378 | 0.99296 [a] | 7,858,935 | 78.6 |
| **1** | 0.00090 | 89 | 0.00022 | 99,331 | 397,103 | 0.99902 [b] | 7,759,557 | 78.1 |
| **5** | 0.00087 | 87 | 0.00017 | 99,242 | 495,993 | 0.99913 | 7,362,454 | 74.2 |
| **10** | 0.00086 | 85 | 0.00017 | 99,155 | 495,563 | 0.99797 | 6,866,462 | 69.2 |
| **15** | 0.00321 | 318 | 0.00064 | 99,070 | 494,557 | 0.99633 | 6,370,898 | 64.3 |
| **20** | 0.00415 | 409 | 0.00083 | 98,753 | 492,739 | 0.99591 | 5,876,341 | 59.5 |
| **25** | 0.00404 | 397 | 0.00081 | 98,343 | 490,722 | 0.99593 | 5,383,602 | 54.7 |
| **30** | 0.00410 | 402 | 0.00082 | 97,946 | 488,725 | 0.99461 | 4,892,880 | 50.0 |
| **35** | 0.00668 | 652 | 0.00134 | 97,544 | 486,092 | 0.99244 | 4,404,154 | 45.2 |
| **40** | 0.00845 | 819 | 0.00170 | 96,893 | 482,416 | 0.98773 | 3,918,062 | 40.4 |
| **45** | 0.01612 | 1,548 | 0.00325 | 96,074 | 476,497 | 0.98070 | 3,435,647 | 35.8 |
| **50** | 0.02253 | 2,129 | 0.00456 | 94,525 | 467,302 | 0.97340 | 2,959,150 | 31.3 |
| **55** | 0.03078 | 2,844 | 0.00625 | 92,396 | 454,870 | 0.96327 | 2,491,848 | 27.0 |
| **60** | 0.04288 | 3,840 | 0.00876 | 89,552 | 438,161 | 0.94252 | 2,036,978 | 22.7 |
| **65** | 0.07273 | 6,234 | 0.01509 | 85,712 | 412,977 | 0.91831 | 1,598,818 | 18.7 |
| **70** | 0.09137 | 7,262 | 0.01915 | 79,479 | 379,238 | 0.88471 | 1,185,841 | 14.9 |
| **75** | 0.14161 | 10,227 | 0.03048 | 72,217 | 335,517 | 0.58404 [c] | 806,603 | 11.2 |
| **80+** | 1.00000 | 61,990 | 0.13159 | 61,990 | 471,085 | - | 471,085 | 7.6 |
| **Lelaki** *Male* | | | | | | | | |
| **0** | 0.00685 | 685 | 0.00689 | 100,000 | 99,358 | 0.99270 [a] | 7,663,325 | 76.6 |
| **1** | 0.00114 | 113 | 0.00028 | 99,315 | 396,993 | 0.99891 [b] | 7,563,967 | 76.2 |
| **5** | 0.00080 | 80 | 0.00016 | 99,202 | 495,812 | 0.99909 | 7,166,974 | 72.2 |
| **10** | 0.00102 | 101 | 0.00020 | 99,123 | 495,359 | 0.99705 | 6,671,162 | 67.3 |
| **15** | 0.00488 | 483 | 0.00098 | 99,021 | 493,897 | 0.99497 | 6,175,802 | 62.4 |
| **20** | 0.00517 | 510 | 0.00104 | 98,538 | 491,415 | 0.99454 | 5,681,905 | 57.7 |
| **25** | 0.00574 | 563 | 0.00115 | 98,028 | 488,734 | 0.99430 | 5,190,490 | 52.9 |
| **30** | 0.00567 | 552 | 0.00114 | 97,465 | 485,946 | 0.99218 | 4,701,756 | 48.2 |
| **35** | 0.00998 | 967 | 0.00201 | 96,913 | 482,147 | 0.98962 | 4,215,809 | 43.5 |
| **40** | 0.01078 | 1,035 | 0.00217 | 95,946 | 477,142 | 0.98435 | 3,733,662 | 38.9 |
| **45** | 0.02057 | 1,952 | 0.00416 | 94,911 | 469,676 | 0.97580 | 3,256,520 | 34.3 |
| **50** | 0.02790 | 2,594 | 0.00566 | 92,959 | 458,311 | 0.96642 | 2,786,844 | 30.0 |
| **55** | 0.03943 | 3,563 | 0.00804 | 90,365 | 442,919 | 0.95602 | 2,328,533 | 25.8 |
| **60** | 0.04871 | 4,228 | 0.00999 | 86,802 | 423,441 | 0.93339 | 1,885,614 | 21.7 |
| **65** | 0.08543 | 7,055 | 0.01785 | 82,574 | 395,234 | 0.90496 | 1,462,172 | 17.7 |
| **70** | 0.10555 | 7,971 | 0.02229 | 75,520 | 357,671 | 0.86134 | 1,066,938 | 14.1 |
| **75** | 0.17568 | 11,867 | 0.03852 | 67,549 | 308,076 | 0.56564 [c] | 709,267 | 10.5 |
| **80+** | 1.00000 | 55,682 | 0.13879 | 55,682 | 401,191 | - | 401,191 | 7.2 |
| **Perempuan** *Female* | | | | | | | | |
| **0** | 0.00652 | 652 | 0.00656 | 100,000 | 99,393 | 0.99325 [a] | 8,074,171 | 80.7 |
| **1** | 0.00065 | 65 | 0.00016 | 99,348 | 397,230 | 0.99911 [b] | 7,974,777 | 80.3 |
| **5** | 0.00094 | 94 | 0.00019 | 99,283 | 496,181 | 0.99919 | 7,577,547 | 76.3 |
| **10** | 0.00068 | 68 | 0.00014 | 99,189 | 495,777 | 0.99892 | 7,081,367 | 71.4 |
| **15** | 0.00149 | 147 | 0.00030 | 99,122 | 495,239 | 0.99775 | 6,585,590 | 66.4 |
| **20** | 0.00301 | 298 | 0.00060 | 98,974 | 494,126 | 0.99740 | 6,090,351 | 61.5 |
| **25** | 0.00218 | 216 | 0.00044 | 98,676 | 492,843 | 0.99764 | 5,596,225 | 56.7 |
| **30** | 0.00253 | 249 | 0.00051 | 98,461 | 491,681 | 0.99705 | 5,103,382 | 51.8 |
| **35** | 0.00337 | 331 | 0.00068 | 98,211 | 490,230 | 0.99534 | 4,611,701 | 47.0 |
| **40** | 0.00595 | 583 | 0.00119 | 97,880 | 487,946 | 0.99155 | 4,121,471 | 42.1 |
| **45** | 0.01096 | 1,067 | 0.00220 | 97,298 | 483,822 | 0.98624 | 3,633,526 | 37.3 |
| **50** | 0.01659 | 1,596 | 0.00334 | 96,231 | 477,166 | 0.98116 | 3,149,703 | 32.7 |
| **55** | 0.02113 | 1,999 | 0.00427 | 94,635 | 468,177 | 0.97131 | 2,672,537 | 28.2 |
| **60** | 0.03642 | 3,374 | 0.00742 | 92,636 | 454,744 | 0.95235 | 2,204,360 | 23.8 |
| **65** | 0.05930 | 5,293 | 0.01222 | 89,262 | 433,077 | 0.93159 | 1,749,616 | 19.6 |
| **70** | 0.07810 | 6,558 | 0.01625 | 83,969 | 403,450 | 0.90410 | 1,316,539 | 15.7 |
| **75** | 0.11522 | 8,919 | 0.02445 | 77,411 | 364,758 | 0.60052 [c] | 913,089 | 11.8 |
| **80+** | 1.00000 | 68,492 | 0.12491 | 68,492 | 548,331 | - | 548,331 | 8.0 |

**Nota:** [a] **Daripada umur 0 hingga kumpulan umur 1-4**
*Notes:* *From age of 0 to age group 1-4*

[b] **Daripada umur 0, kumpulan umur 1-4 hingga kumpulan umur 5-9**
*From age of 0, age group 1-4 to age group 5-9*

[c] **Daripada umur 75 hingga 80+**
*From age of 75 to 80+*

**Jadual 3.12.8: Jadual hayat ringkas mengikut jantina dan umur, Ulu Langat, Selangor, 2024**
*Table 3.12.8: Abridged life table by sex and age, Ulu Langat, Selangor, 2024*

| **Umur** *Age* | **Kebarangkalian mati di antara umur x dan umur x+n** *Probability of dying between age x and age x+n* | **Bilangan kematian di antara umur x dan umur x+n** *Number of deaths between age x and age x+n* | **Kadar tengah mortaliti di antara umur x dan umur x+n** *Central mortality rate between age x and age x+n* | **Penakat (orang yang masih hidup) pada umur tepat x** *Survivors at exact age x* | **Bilangan orang hidup-tahun di antara umur x dan umur x+n** *Number of person-years lived between age x and age x+n* | **Nisbah ketakatan** *Survival ratio* | **Jumlah bilangan orang hidup-tahun selepas umur tepat x** *Total number of person-years lived after exact age x* | **Jangkaan hayat** *Life expectancy* |
|---|---|---|---|---|---|---|---|---|
| **x** | $_nq_x$ | $_nd_x$ | $_nm_x$ | $l_x$ | $_nL_x$ | $_nS_x$ | $T_x$ | $e_x$ |
| **Lelaki dan Perempuan** *Both sexes* | | | | | | | | |
| **0** | 0.00624 | 624 | 0.00628 | 100,000 | 99,419 | 0.99314 [a] | 7,771,002 | 77.7 |
| **1** | 0.00143 | 143 | 0.00036 | 99,376 | 397,150 | 0.99875 [b] | 7,671,583 | 77.2 |
| **5** | 0.00089 | 88 | 0.00018 | 99,234 | 495,947 | 0.99918 | 7,274,433 | 73.3 |
| **10** | 0.00075 | 75 | 0.00015 | 99,145 | 495,540 | 0.99838 | 6,778,486 | 68.4 |
| **15** | 0.00248 | 246 | 0.00050 | 99,071 | 494,739 | 0.99719 | 6,282,946 | 63.4 |
| **20** | 0.00314 | 310 | 0.00063 | 98,825 | 493,349 | 0.99653 | 5,788,207 | 58.6 |
| **25** | 0.00379 | 374 | 0.00076 | 98,515 | 491,639 | 0.99578 | 5,294,859 | 53.7 |
| **30** | 0.00466 | 457 | 0.00093 | 98,141 | 489,562 | 0.99493 | 4,803,220 | 48.9 |
| **35** | 0.00549 | 536 | 0.00110 | 97,684 | 487,079 | 0.99314 | 4,313,658 | 44.2 |
| **40** | 0.00824 | 801 | 0.00166 | 97,148 | 483,737 | 0.98837 | 3,826,579 | 39.4 |
| **45** | 0.01504 | 1,449 | 0.00303 | 96,347 | 478,113 | 0.98073 | 3,342,842 | 34.7 |
| **50** | 0.02357 | 2,237 | 0.00477 | 94,898 | 468,899 | 0.96930 | 2,864,729 | 30.2 |
| **55** | 0.03799 | 3,521 | 0.00775 | 92,662 | 454,506 | 0.95204 | 2,395,830 | 25.9 |
| **60** | 0.05832 | 5,199 | 0.01201 | 89,141 | 432,707 | 0.92751 | 1,941,324 | 21.8 |
| **65** | 0.08753 | 7,348 | 0.01831 | 83,942 | 401,341 | 0.90297 | 1,508,617 | 18.0 |
| **70** | 0.10743 | 8,229 | 0.02271 | 76,594 | 362,400 | 0.87309 | 1,107,276 | 14.5 |
| **75** | 0.14873 | 10,168 | 0.03214 | 68,366 | 316,407 | 0.57522 [c] | 744,876 | 10.9 |
| **80+** | 1.00000 | 58,197 | 0.13583 | 58,197 | 428,469 | - | 428,469 | 7.4 |
| **Lelaki** *Male* | | | | | | | | |
| **0** | 0.00677 | 677 | 0.00681 | 100,000 | 99,365 | 0.99259 [a] | 7,553,929 | 75.5 |
| **1** | 0.00155 | 154 | 0.00039 | 99,323 | 396,929 | 0.99861 [b] | 7,454,564 | 75.1 |
| **5** | 0.00098 | 97 | 0.00020 | 99,170 | 495,604 | 0.99901 | 7,057,635 | 71.2 |
| **10** | 0.00099 | 98 | 0.00020 | 99,072 | 495,116 | 0.99747 | 6,562,030 | 66.2 |
| **15** | 0.00408 | 403 | 0.00082 | 98,974 | 493,861 | 0.99573 | 6,066,915 | 61.3 |
| **20** | 0.00446 | 439 | 0.00089 | 98,570 | 491,754 | 0.99497 | 5,573,054 | 56.5 |
| **25** | 0.00561 | 550 | 0.00113 | 98,131 | 489,279 | 0.99386 | 5,081,299 | 51.8 |
| **30** | 0.00667 | 651 | 0.00134 | 97,581 | 486,275 | 0.99285 | 4,592,020 | 47.1 |
| **35** | 0.00763 | 740 | 0.00153 | 96,929 | 482,797 | 0.99059 | 4,105,745 | 42.4 |
| **40** | 0.01119 | 1,076 | 0.00225 | 96,189 | 478,256 | 0.98480 | 3,622,948 | 37.7 |
| **45** | 0.01925 | 1,831 | 0.00389 | 95,113 | 470,987 | 0.97505 | 3,144,692 | 33.1 |
| **50** | 0.03076 | 2,869 | 0.00625 | 93,282 | 459,237 | 0.95973 | 2,673,705 | 28.7 |
| **55** | 0.05008 | 4,528 | 0.01027 | 90,413 | 440,746 | 0.93991 | 2,214,468 | 24.5 |
| **60** | 0.07063 | 6,066 | 0.01464 | 85,885 | 414,261 | 0.91197 | 1,773,722 | 20.7 |
| **65** | 0.10674 | 8,520 | 0.02255 | 79,819 | 377,794 | 0.88713 | 1,359,462 | 17.0 |
| **70** | 0.11972 | 8,536 | 0.02547 | 71,299 | 335,154 | 0.85423 | 981,668 | 13.8 |
| **75** | 0.17536 | 11,006 | 0.03844 | 62,763 | 286,299 | 0.55717 [c] | 646,514 | 10.3 |
| **80+** | 1.00000 | 51,757 | 0.14368 | 51,757 | 360,216 | - | 360,216 | 7.0 |
| **Perempuan** *Female* | | | | | | | | |
| **0** | 0.00568 | 568 | 0.00571 | 100,000 | 99,470 | 0.99374 [a] | 8,020,334 | 80.2 |
| **1** | 0.00131 | 131 | 0.00033 | 99,432 | 397,401 | 0.99886 [b] | 7,920,864 | 79.7 |
| **5** | 0.00080 | 79 | 0.00016 | 99,301 | 496,306 | 0.99935 | 7,523,463 | 75.8 |
| **10** | 0.00050 | 49 | 0.00010 | 99,222 | 495,985 | 0.99933 | 7,027,156 | 70.8 |
| **15** | 0.00085 | 84 | 0.00017 | 99,172 | 495,652 | 0.99873 | 6,531,171 | 65.9 |
| **20** | 0.00170 | 168 | 0.00034 | 99,088 | 495,021 | 0.99822 | 6,035,519 | 60.9 |
| **25** | 0.00186 | 184 | 0.00037 | 98,920 | 494,141 | 0.99773 | 5,540,498 | 56.0 |
| **30** | 0.00267 | 264 | 0.00054 | 98,736 | 493,021 | 0.99696 | 5,046,358 | 51.1 |
| **35** | 0.00340 | 335 | 0.00068 | 98,472 | 491,525 | 0.99571 | 4,553,337 | 46.2 |
| **40** | 0.00519 | 509 | 0.00104 | 98,138 | 489,415 | 0.99227 | 4,061,812 | 41.4 |
| **45** | 0.01028 | 1,004 | 0.00207 | 97,629 | 485,633 | 0.98699 | 3,572,396 | 36.6 |
| **50** | 0.01577 | 1,523 | 0.00318 | 96,625 | 479,316 | 0.97967 | 3,086,763 | 31.9 |
| **55** | 0.02497 | 2,375 | 0.00506 | 95,101 | 469,570 | 0.96520 | 2,607,448 | 27.4 |
| **60** | 0.04487 | 4,161 | 0.00918 | 92,727 | 453,231 | 0.94428 | 2,137,878 | 23.1 |
| **65** | 0.06708 | 5,941 | 0.01388 | 88,566 | 427,976 | 0.91988 | 1,684,647 | 19.0 |
| **70** | 0.09409 | 7,774 | 0.01975 | 82,625 | 393,688 | 0.89125 | 1,256,671 | 15.2 |
| **75** | 0.12494 | 9,352 | 0.02665 | 74,851 | 350,873 | 0.59342 [c] | 862,983 | 11.5 |
| **80+** | 1.00000 | 65,498 | 0.12790 | 65,498 | 512,110 | - | 512,110 | 7.8 |

**Nota:** [a] **Daripada umur 0 hingga kumpulan umur 1-4**
*Notes:* *From age of 0 to age group 1-4*

[b] **Daripada umur 0, kumpulan umur 1-4 hingga kumpulan umur 5-9**
*From age of 0, age group 1-4 to age group 5-9*

[c] **Daripada umur 75 hingga 80+**
*From age of 75 to 80+*

**Jadual 3.12.9: Jadual hayat ringkas mengikut jantina dan umur, Ulu Selangor, Selangor, 2024**
*Table 3.12.9: Abridged life table by sex and age, Ulu Selangor, Selangor, 2024*

| Umur *Age* | Kebarangkalian mati di antara umur x dan umur x+n *Probability of dying between age x and age x+n* | Bilangan kematian di antara umur x dan umur x+n *Number of deaths between age x and age x+n* | Kadar tengah mortaliti di antara umur x dan umur x+n *Central mortality rate between age x and age x+n* | Penakat (orang yang masih hidup) pada umur tepat x *Survivors at exact age x* | Bilangan orang hidup-tahun di antara umur x dan umur x+n *Number of person-years lived between age x and age x+n* | Nisbah ketakatan *Survival ratio* | Jumlah bilangan orang hidup-tahun selepas umur tepat x *Total number of person-years lived after exact age x* | Jangkaan hayat *Life expectancy* |
|---|---|---|---|---|---|---|---|---|
| x | $_nq_x$ | $_nd_x$ | $_nm_x$ | $l_x$ | $_nL_x$ | $_nS_x$ | $T_x$ | $e_x$ |
| **Lelaki dan Perempuan** *Both sexes* | | | | | | | | |
| **0** | 0.00584 | 584 | 0.00587 | 100,000 | 99,456 | 0.99375 [a] | 7,495,679 | 75.0 |
| **1** | 0.00099 | 98 | 0.00025 | 99,416 | 397,421 | 0.99895 [b] | 7,396,223 | 74.4 |
| **5** | 0.00095 | 94 | 0.00019 | 99,318 | 496,355 | 0.99898 | 6,998,802 | 70.5 |
| **10** | 0.00110 | 109 | 0.00022 | 99,224 | 495,847 | 0.99733 | 6,502,448 | 65.5 |
| **15** | 0.00425 | 421 | 0.00085 | 99,115 | 494,522 | 0.99512 | 6,006,601 | 60.6 |
| **20** | 0.00551 | 544 | 0.00111 | 98,694 | 492,110 | 0.99444 | 5,512,079 | 55.9 |
| **25** | 0.00561 | 551 | 0.00113 | 98,150 | 489,372 | 0.99371 | 5,019,969 | 51.1 |
| **30** | 0.00698 | 681 | 0.00140 | 97,599 | 486,293 | 0.99244 | 4,530,597 | 46.4 |
| **35** | 0.00815 | 790 | 0.00164 | 96,918 | 482,616 | 0.98970 | 4,044,304 | 41.7 |
| **40** | 0.01247 | 1,199 | 0.00251 | 96,128 | 477,645 | 0.98364 | 3,561,688 | 37.1 |
| **45** | 0.02030 | 1,927 | 0.00410 | 94,929 | 469,829 | 0.97586 | 3,084,043 | 32.5 |
| **50** | 0.02807 | 2,610 | 0.00569 | 93,002 | 458,486 | 0.95756 | 2,614,214 | 28.1 |
| **55** | 0.05722 | 5,172 | 0.01178 | 90,392 | 439,029 | 0.93067 | 2,155,729 | 23.8 |
| **60** | 0.08217 | 7,003 | 0.01714 | 85,220 | 408,591 | 0.90522 | 1,716,700 | 20.1 |
| **65** | 0.10852 | 8,488 | 0.02295 | 78,217 | 369,865 | 0.88176 | 1,308,109 | 16.7 |
| **70** | 0.12915 | 9,006 | 0.02761 | 69,729 | 326,131 | 0.84433 | 938,243 | 13.5 |
| **75** | 0.18612 | 11,302 | 0.04104 | 60,723 | 275,362 | 0.55014 [c] | 612,112 | 10.1 |
| **80+** | 1.00000 | 49,421 | 0.14676 | 49,421 | 336,750 | - | 336,750 | 6.8 |
| **Lelaki** *Male* | | | | | | | | |
| **0** | 0.00784 | 784 | 0.00790 | 100,000 | 99,267 | 0.99169 [a] | 7,230,731 | 72.3 |
| **1** | 0.00121 | 120 | 0.00030 | 99,216 | 396,578 | 0.99880 [b] | 7,131,465 | 71.9 |
| **5** | 0.00092 | 92 | 0.00018 | 99,095 | 495,248 | 0.99902 | 6,734,887 | 68.0 |
| **10** | 0.00104 | 103 | 0.00021 | 99,004 | 494,762 | 0.99597 | 6,239,638 | 63.0 |
| **15** | 0.00702 | 694 | 0.00141 | 98,901 | 492,770 | 0.99252 | 5,744,876 | 58.1 |
| **20** | 0.00795 | 780 | 0.00160 | 98,207 | 489,085 | 0.99230 | 5,252,106 | 53.5 |
| **25** | 0.00745 | 726 | 0.00150 | 97,427 | 485,319 | 0.99098 | 4,763,022 | 48.9 |
| **30** | 0.01059 | 1,025 | 0.00213 | 96,701 | 480,944 | 0.98860 | 4,277,702 | 44.2 |
| **35** | 0.01222 | 1,169 | 0.00246 | 95,677 | 475,460 | 0.98604 | 3,796,758 | 39.7 |
| **40** | 0.01572 | 1,486 | 0.00317 | 94,508 | 468,823 | 0.97966 | 3,321,298 | 35.1 |
| **45** | 0.02503 | 2,328 | 0.00507 | 93,022 | 459,288 | 0.96961 | 2,852,475 | 30.7 |
| **50** | 0.03588 | 3,254 | 0.00731 | 90,693 | 445,332 | 0.94573 | 2,393,187 | 26.4 |
| **55** | 0.07334 | 6,413 | 0.01523 | 87,439 | 421,165 | 0.91021 | 1,947,855 | 22.3 |
| **60** | 0.10754 | 8,714 | 0.02273 | 81,027 | 383,350 | 0.88094 | 1,526,690 | 18.8 |
| **65** | 0.13196 | 9,543 | 0.02826 | 72,313 | 337,709 | 0.86350 | 1,143,340 | 15.8 |
| **70** | 0.14172 | 8,896 | 0.03051 | 62,770 | 291,613 | 0.82762 | 805,631 | 12.8 |
| **75** | 0.20811 | 11,212 | 0.04646 | 53,875 | 241,344 | 0.53048 [c] | 514,018 | 9.5 |
| **80+** | 1.00000 | 42,663 | 0.15646 | 42,663 | 272,675 | - | 272,675 | 6.4 |
| **Perempuan** *Female* | | | | | | | | |
| **0** | 0.00371 | 371 | 0.00373 | 100,000 | 99,651 | 0.99596 [a] | 7,811,291 | 78.1 |
| **1** | 0.00074 | 74 | 0.00019 | 99,629 | 398,330 | 0.99909 [b] | 7,711,640 | 77.4 |
| **5** | 0.00097 | 97 | 0.00020 | 99,554 | 497,529 | 0.99893 | 7,313,309 | 73.5 |
| **10** | 0.00116 | 116 | 0.00023 | 99,457 | 496,998 | 0.99876 | 6,815,780 | 68.5 |
| **15** | 0.00132 | 131 | 0.00026 | 99,342 | 496,381 | 0.99796 | 6,318,782 | 63.6 |
| **20** | 0.00276 | 274 | 0.00055 | 99,211 | 495,368 | 0.99681 | 5,822,401 | 58.7 |
| **25** | 0.00361 | 357 | 0.00072 | 98,936 | 493,789 | 0.99650 | 5,327,033 | 53.8 |
| **30** | 0.00340 | 335 | 0.00068 | 98,579 | 492,059 | 0.99628 | 4,833,244 | 49.0 |
| **35** | 0.00405 | 398 | 0.00081 | 98,244 | 490,226 | 0.99352 | 4,341,185 | 44.2 |
| **40** | 0.00891 | 872 | 0.00179 | 97,846 | 487,051 | 0.98814 | 3,850,958 | 39.4 |
| **45** | 0.01485 | 1,440 | 0.00299 | 96,974 | 481,272 | 0.98284 | 3,363,907 | 34.7 |
| **50** | 0.01952 | 1,864 | 0.00394 | 95,535 | 473,012 | 0.97065 | 2,882,635 | 30.2 |
| **55** | 0.03938 | 3,688 | 0.00803 | 93,670 | 459,130 | 0.95318 | 2,409,623 | 25.7 |
| **60** | 0.05457 | 4,911 | 0.01122 | 89,982 | 437,633 | 0.93133 | 1,950,492 | 21.7 |
| **65** | 0.08359 | 7,111 | 0.01745 | 85,071 | 407,579 | 0.90141 | 1,512,860 | 17.8 |
| **70** | 0.11497 | 8,963 | 0.02440 | 77,960 | 367,394 | 0.86119 | 1,105,281 | 14.2 |
| **75** | 0.16575 | 11,437 | 0.03615 | 68,997 | 316,395 | 0.57121 [c] | 737,887 | 10.7 |
| **80+** | 1.00000 | 57,561 | 0.13656 | 57,561 | 421,492 | - | 421,492 | 7.3 |

**Nota:** *Notes:*
[a] **Daripada umur 0 hingga kumpulan umur 1-4** *From age of 0 to age group 1-4*
[b] **Daripada umur 0, kumpulan umur 1-4 hingga kumpulan umur 5-9** *From age of 0, age group 1-4 to age group 5-9*
[c] **Daripada umur 75 hingga 80+** *From age of 75 to 80+*

# NEGERI & DAERAH PENTADBIRAN

## *STATE & ADMINISTRATIVE DISTRICT*

# TERENGGANU 2024

**Muka surat ini sengaja dibiarkan kosong**

*This page is deliberately left blank*

**Jadual 3.13: Jadual hayat ringkas mengikut jantina dan umur, Terengganu, 2024**
*Table 3.13: Abridged life table by sex and age, Terengganu, 2024*

| **Umur** *Age* | **Kebarangkalian mati di antara umur x dan umur x+n** *Probability of dying between age x and age x+n* | **Bilangan kematian di antara umur x dan umur x+n** *Number of deaths between age x and age x+n* | **Kadar tengah mortaliti di antara umur x dan umur x+n** *Central mortality rate between age x and age x+n* | **Penakat (orang yang masih hidup) pada umur tepat x** *Survivors at exact age x* | **Bilangan orang hidup-tahun di antara umur x dan umur x+n** *Number of person-years lived between age x and age x+n* | **Nisbah ketakatan** *Survival ratio* | **Jumlah bilangan orang hidup-tahun selepas umur tepat x** *Total number of person-years lived after exact age x* | **Jangkaan hayat** *Life expectancy* |
|---|---|---|---|---|---|---|---|---|
| **x** | $_nq_x$ | $_nd_x$ | $_nm_x$ | $l_x$ | $_nL_x$ | $_nS_x$ | $T_x$ | $e_x$ |
| **Lelaki dan Perempuan** *Both sexes* | | | | | | | | |
| **0** | 0.00745 | 745 | 0.00750 | 100,000 | 99,309 | 0.99188 [a] | 7,203,902 | 72.0 |
| **1** | 0.00159 | 158 | 0.00040 | 99,255 | 396,629 | 0.99854 [b] | 7,104,593 | 71.6 |
| **5** | 0.00110 | 109 | 0.00022 | 99,098 | 495,216 | 0.99864 | 6,707,964 | 67.7 |
| **10** | 0.00162 | 161 | 0.00032 | 98,989 | 494,542 | 0.99742 | 6,212,748 | 62.8 |
| **15** | 0.00354 | 350 | 0.00071 | 98,828 | 493,265 | 0.99630 | 5,718,206 | 57.9 |
| **20** | 0.00387 | 381 | 0.00077 | 98,478 | 491,438 | 0.99595 | 5,224,941 | 53.1 |
| **25** | 0.00424 | 415 | 0.00085 | 98,097 | 489,447 | 0.99442 | 4,733,503 | 48.3 |
| **30** | 0.00694 | 678 | 0.00139 | 97,682 | 486,715 | 0.99117 | 4,244,056 | 43.4 |
| **35** | 0.01074 | 1,042 | 0.00216 | 97,004 | 482,416 | 0.98610 | 3,757,341 | 38.7 |
| **40** | 0.01709 | 1,640 | 0.00345 | 95,962 | 475,712 | 0.97766 | 3,274,925 | 34.1 |
| **45** | 0.02768 | 2,611 | 0.00561 | 94,323 | 465,085 | 0.96558 | 2,799,214 | 29.7 |
| **50** | 0.04135 | 3,792 | 0.00844 | 91,712 | 449,077 | 0.94759 | 2,334,128 | 25.5 |
| **55** | 0.06395 | 5,623 | 0.01321 | 87,919 | 425,540 | 0.92336 | 1,885,051 | 21.4 |
| **60** | 0.09019 | 7,423 | 0.01889 | 82,297 | 392,927 | 0.88825 | 1,459,511 | 17.7 |
| **65** | 0.13545 | 10,142 | 0.02906 | 74,874 | 349,016 | 0.83848 | 1,066,584 | 14.2 |
| **70** | 0.19167 | 12,407 | 0.04240 | 64,732 | 292,644 | 0.74574 | 717,568 | 11.1 |
| **75** | 0.33169 | 17,356 | 0.07953 | 52,325 | 218,236 | 0.48641 [c] | 424,924 | 8.1 |
| **80+** | 1.00000 | 34,969 | 0.16919 | 34,969 | 206,688 | - | 206,688 | 5.9 |
| **Lelaki** *Male* | | | | | | | | |
| **0** | 0.00811 | 811 | 0.00817 | 100,000 | 99,242 | 0.99125 [a] | 6,966,062 | 69.7 |
| **1** | 0.00159 | 158 | 0.00040 | 99,189 | 396,381 | 0.99843 [b] | 6,866,820 | 69.2 |
| **5** | 0.00126 | 125 | 0.00025 | 99,031 | 494,844 | 0.99836 | 6,470,439 | 65.3 |
| **10** | 0.00203 | 200 | 0.00041 | 98,906 | 494,031 | 0.99629 | 5,975,595 | 60.4 |
| **15** | 0.00540 | 533 | 0.00108 | 98,706 | 492,198 | 0.99460 | 5,481,564 | 55.5 |
| **20** | 0.00539 | 530 | 0.00108 | 98,173 | 489,541 | 0.99446 | 4,989,367 | 50.8 |
| **25** | 0.00569 | 555 | 0.00114 | 97,643 | 486,829 | 0.99294 | 4,499,825 | 46.1 |
| **30** | 0.00843 | 819 | 0.00169 | 97,088 | 483,394 | 0.98917 | 4,012,996 | 41.3 |
| **35** | 0.01325 | 1,276 | 0.00267 | 96,269 | 478,157 | 0.98270 | 3,529,603 | 36.7 |
| **40** | 0.02141 | 2,033 | 0.00433 | 94,994 | 469,884 | 0.97241 | 3,051,445 | 32.1 |
| **45** | 0.03392 | 3,153 | 0.00690 | 92,960 | 456,918 | 0.95754 | 2,581,561 | 27.8 |
| **50** | 0.05129 | 4,607 | 0.01053 | 89,807 | 437,520 | 0.93306 | 2,124,642 | 23.7 |
| **55** | 0.08343 | 7,108 | 0.01741 | 85,201 | 408,233 | 0.90413 | 1,687,123 | 19.8 |
| **60** | 0.10945 | 8,547 | 0.02316 | 78,092 | 369,094 | 0.86430 | 1,278,890 | 16.4 |
| **65** | 0.16517 | 11,487 | 0.03601 | 69,545 | 319,010 | 0.80751 | 909,796 | 13.1 |
| **70** | 0.22521 | 13,076 | 0.05076 | 58,059 | 257,604 | 0.70571 | 590,786 | 10.2 |
| **75** | 0.38344 | 17,248 | 0.09488 | 44,983 | 181,794 | 0.45437 [c] | 333,182 | 7.4 |
| **80+** | 1.00000 | 27,735 | 0.18320 | 27,735 | 151,388 | - | 151,388 | 5.5 |
| **Perempuan** *Female* | | | | | | | | |
| **0** | 0.00674 | 674 | 0.00679 | 100,000 | 99,373 | 0.99257 [a] | 7,471,589 | 74.7 |
| **1** | 0.00159 | 158 | 0.00040 | 99,326 | 396,911 | 0.99864 [b] | 7,372,216 | 74.2 |
| **5** | 0.00094 | 93 | 0.00019 | 99,168 | 495,608 | 0.99893 | 6,975,305 | 70.3 |
| **10** | 0.00120 | 118 | 0.00024 | 99,075 | 495,079 | 0.99863 | 6,479,697 | 65.4 |
| **15** | 0.00154 | 152 | 0.00031 | 98,957 | 494,401 | 0.99814 | 5,984,619 | 60.5 |
| **20** | 0.00218 | 215 | 0.00044 | 98,804 | 493,483 | 0.99761 | 5,490,217 | 55.6 |
| **25** | 0.00261 | 257 | 0.00052 | 98,589 | 492,302 | 0.99612 | 4,996,735 | 50.7 |
| **30** | 0.00515 | 506 | 0.00103 | 98,332 | 490,393 | 0.99349 | 4,504,433 | 45.8 |
| **35** | 0.00788 | 771 | 0.00158 | 97,825 | 487,201 | 0.99002 | 4,014,039 | 41.0 |
| **40** | 0.01209 | 1,174 | 0.00243 | 97,055 | 482,340 | 0.98338 | 3,526,838 | 36.3 |
| **45** | 0.02120 | 2,032 | 0.00428 | 95,881 | 474,325 | 0.97359 | 3,044,498 | 31.8 |
| **50** | 0.03174 | 2,978 | 0.00645 | 93,849 | 461,798 | 0.96141 | 2,570,173 | 27.4 |
| **55** | 0.04567 | 4,150 | 0.00935 | 90,870 | 443,978 | 0.94144 | 2,108,375 | 23.2 |
| **60** | 0.07207 | 6,250 | 0.01495 | 86,721 | 417,979 | 0.91074 | 1,664,397 | 19.2 |
| **65** | 0.10778 | 8,673 | 0.02278 | 80,471 | 380,671 | 0.86727 | 1,246,418 | 15.5 |
| **70** | 0.16068 | 11,537 | 0.03494 | 71,798 | 330,146 | 0.78305 | 865,747 | 12.1 |
| **75** | 0.28399 | 17,114 | 0.06620 | 60,261 | 258,521 | 0.51733 [c] | 535,601 | 8.9 |
| **80+** | 1.00000 | 43,147 | 0.15572 | 43,147 | 277,080 | - | 277,080 | 6.4 |

**Nota:** *Notes:*
[a] **Daripada umur 0 hingga kumpulan umur 1-4** *From age of 0 to age group 1-4*
[b] **Daripada umur 0, kumpulan umur 1-4 hingga kumpulan umur 5-9** *From age of 0, age group 1-4 to age group 5-9*
[c] **Daripada umur 75 hingga 80+** *From age of 75 to 80+*

**Jadual 3.13.1: Jadual hayat ringkas mengikut jantina dan umur, Besut, Terengganu, 2024**
*Table 3.13.1: Abridged life table by sex and age, Besut, Terengganu, 2024*

| **Umur** *Age* | **Kebarangkalian mati di antara umur x dan umur x+n** *Probability of dying between age x and age x+n* | **Bilangan kematian di antara umur x dan umur x+n** *Number of deaths between age x and age x+n* | **Kadar tengah mortaliti di antara umur x dan umur x+n** *Central mortality rate between age x and age x+n* | **Penakat (orang yang masih hidup) pada umur tepat x** *Survivors at exact age x* | **Bilangan orang hidup-tahun di antara umur x dan umur x+n** *Number of person-years lived between age x and age x+n* | **Nisbah ketakatan** *Survival ratio* | **Jumlah bilangan orang hidup-tahun selepas umur tepat x** *Total number of person-years lived after exact age x* | **Jangkaan hayat** *Life expectancy* |
|---|---|---|---|---|---|---|---|---|
| **x** | $_nq_x$ | $_nd_x$ | $_nm_x$ | $l_x$ | $_nL_x$ | $_nS_x$ | $T_x$ | $e_x$ |
| **Lelaki dan Perempuan** *Both sexes* | | | | | | | | |
| **0** | 0.00738 | 738 | 0.00743 | 100,000 | 99,316 | 0.99184 [a] | 7,156,575 | 71.6 |
| **1** | 0.00180 | 179 | 0.00045 | 99,262 | 396,604 | 0.99836 [b] | 7,057,260 | 71.1 |
| **5** | 0.00125 | 124 | 0.00025 | 99,083 | 495,108 | 0.99801 | 6,660,655 | 67.2 |
| **10** | 0.00274 | 271 | 0.00055 | 98,960 | 494,121 | 0.99650 | 6,165,547 | 62.3 |
| **15** | 0.00426 | 420 | 0.00085 | 98,689 | 492,393 | 0.99521 | 5,671,427 | 57.5 |
| **20** | 0.00532 | 523 | 0.00107 | 98,268 | 490,036 | 0.99427 | 5,179,034 | 52.7 |
| **25** | 0.00615 | 601 | 0.00123 | 97,746 | 487,227 | 0.99283 | 4,688,998 | 48.0 |
| **30** | 0.00821 | 797 | 0.00165 | 97,145 | 483,732 | 0.98887 | 4,201,772 | 43.3 |
| **35** | 0.01408 | 1,356 | 0.00284 | 96,348 | 478,348 | 0.98161 | 3,718,040 | 38.6 |
| **40** | 0.02276 | 2,162 | 0.00461 | 94,992 | 469,552 | 0.97324 | 3,239,692 | 34.1 |
| **45** | 0.03084 | 2,863 | 0.00626 | 92,829 | 456,989 | 0.96131 | 2,770,140 | 29.8 |
| **50** | 0.04679 | 4,209 | 0.00958 | 89,966 | 439,308 | 0.94601 | 2,313,151 | 25.7 |
| **55** | 0.06155 | 5,278 | 0.01270 | 85,757 | 415,588 | 0.92578 | 1,873,843 | 21.9 |
| **60** | 0.08772 | 7,060 | 0.01835 | 80,478 | 384,743 | 0.89260 | 1,458,255 | 18.1 |
| **65** | 0.12897 | 9,469 | 0.02757 | 73,419 | 343,421 | 0.84704 | 1,073,513 | 14.6 |
| **70** | 0.18051 | 11,543 | 0.03968 | 63,950 | 290,890 | 0.76226 | 730,092 | 11.4 |
| **75** | 0.30758 | 16,119 | 0.07270 | 52,406 | 221,734 | 0.49514 [c] | 439,202 | 8.4 |
| **80+** | 1.00000 | 36,287 | 0.16686 | 36,287 | 217,468 | - | 217,468 | 6.0 |
| **Lelaki** *Male* | | | | | | | | |
| **0** | 0.00764 | 764 | 0.00769 | 100,000 | 99,286 | 0.99196 [a] | 6,874,394 | 68.7 |
| **1** | 0.00106 | 105 | 0.00026 | 99,236 | 396,697 | 0.99857 [b] | 6,775,108 | 68.3 |
| **5** | 0.00154 | 153 | 0.00031 | 99,131 | 495,274 | 0.99725 | 6,378,412 | 64.3 |
| **10** | 0.00395 | 391 | 0.00079 | 98,978 | 493,914 | 0.99509 | 5,883,137 | 59.4 |
| **15** | 0.00587 | 579 | 0.00118 | 98,587 | 491,488 | 0.99335 | 5,389,223 | 54.7 |
| **20** | 0.00744 | 729 | 0.00149 | 98,008 | 488,218 | 0.99198 | 4,897,735 | 50.0 |
| **25** | 0.00861 | 838 | 0.00173 | 97,279 | 484,301 | 0.99053 | 4,409,517 | 45.3 |
| **30** | 0.01033 | 996 | 0.00208 | 96,441 | 479,717 | 0.98674 | 3,925,216 | 40.7 |
| **35** | 0.01622 | 1,549 | 0.00327 | 95,445 | 473,356 | 0.97758 | 3,445,499 | 36.1 |
| **40** | 0.02873 | 2,697 | 0.00583 | 93,897 | 462,741 | 0.96566 | 2,972,143 | 31.7 |
| **45** | 0.04012 | 3,659 | 0.00819 | 91,200 | 446,849 | 0.95065 | 2,509,402 | 27.5 |
| **50** | 0.05896 | 5,161 | 0.01215 | 87,540 | 424,797 | 0.93088 | 2,062,553 | 23.6 |
| **55** | 0.07991 | 6,583 | 0.01665 | 82,379 | 395,437 | 0.90547 | 1,637,755 | 19.9 |
| **60** | 0.11041 | 8,369 | 0.02337 | 75,796 | 358,058 | 0.85850 | 1,242,319 | 16.4 |
| **65** | 0.17645 | 11,898 | 0.03871 | 67,427 | 307,392 | 0.81001 | 884,261 | 13.1 |
| **70** | 0.20644 | 11,463 | 0.04604 | 55,529 | 248,989 | 0.71780 | 576,869 | 10.4 |
| **75** | 0.37767 | 16,643 | 0.09312 | 44,066 | 178,724 | 0.45491 [c] | 327,880 | 7.4 |
| **80+** | 1.00000 | 27,424 | 0.18386 | 27,424 | 149,156 | - | 149,156 | 5.4 |
| **Perempuan** *Female* | | | | | | | | |
| **0** | 0.00710 | 710 | 0.00714 | 100,000 | 99,341 | 0.99173 [a] | 7,470,324 | 74.7 |
| **1** | 0.00258 | 256 | 0.00065 | 99,290 | 396,524 | 0.99813 [b] | 7,370,983 | 74.2 |
| **5** | 0.00094 | 93 | 0.00019 | 99,034 | 494,939 | 0.99882 | 6,974,459 | 70.4 |
| **10** | 0.00143 | 141 | 0.00029 | 98,941 | 494,355 | 0.99803 | 6,479,520 | 65.5 |
| **15** | 0.00252 | 249 | 0.00051 | 98,800 | 493,379 | 0.99726 | 5,985,165 | 60.6 |
| **20** | 0.00296 | 292 | 0.00059 | 98,551 | 492,025 | 0.99678 | 5,491,786 | 55.7 |
| **25** | 0.00347 | 341 | 0.00070 | 98,259 | 490,442 | 0.99538 | 4,999,761 | 50.9 |
| **30** | 0.00577 | 565 | 0.00116 | 97,918 | 488,176 | 0.99134 | 4,509,320 | 46.1 |
| **35** | 0.01156 | 1,125 | 0.00232 | 97,353 | 483,951 | 0.98614 | 4,021,144 | 41.3 |
| **40** | 0.01619 | 1,558 | 0.00327 | 96,228 | 477,242 | 0.98119 | 3,537,193 | 36.8 |
| **45** | 0.02148 | 2,033 | 0.00434 | 94,669 | 468,264 | 0.97175 | 3,059,951 | 32.3 |
| **50** | 0.03517 | 3,258 | 0.00716 | 92,636 | 455,035 | 0.96013 | 2,591,687 | 28.0 |
| **55** | 0.04475 | 3,999 | 0.00915 | 89,378 | 436,891 | 0.94441 | 2,136,652 | 23.9 |
| **60** | 0.06694 | 5,715 | 0.01385 | 85,379 | 412,605 | 0.92424 | 1,699,761 | 19.9 |
| **65** | 0.08521 | 6,788 | 0.01780 | 79,663 | 381,346 | 0.88022 | 1,287,156 | 16.2 |
| **70** | 0.15756 | 11,483 | 0.03421 | 72,875 | 335,668 | 0.79863 | 905,810 | 12.4 |
| **75** | 0.25336 | 15,554 | 0.05802 | 61,392 | 268,076 | 0.52981 [c] | 570,142 | 9.3 |
| **80+** | 1.00000 | 45,838 | 0.15175 | 45,838 | 302,066 | - | 302,066 | 6.6 |

**Nota:** *Notes:*
[a] **Daripada umur 0 hingga kumpulan umur 1-4** *From age of 0 to age group 1-4*
[b] **Daripada umur 0, kumpulan umur 1-4 hingga kumpulan umur 5-9** *From age of 0, age group 1-4 to age group 5-9*
[c] **Daripada umur 75 hingga 80+** *From age of 75 to 80+*

**Jadual 3.13.2: Jadual hayat ringkas mengikut jantina dan umur, Dungun, Terengganu, 2024**
*Table 3.13.2: Abridged life table by sex and age, Dungun, Terengganu, 2024*

| **Umur** *Age* | **Kebarangkalian mati di antara umur x dan umur x+n** *Probability of dying between age x and age x+n* | **Bilangan kematian di antara umur x dan umur x+n** *Number of deaths between age x and age x+n* | **Kadar tengah mortaliti di antara umur x dan umur x+n** *Central mortality rate between age x and age x+n* | **Penakat (orang yang masih hidup) pada umur tepat x** *Survivors at exact age x* | **Bilangan orang hidup-tahun di antara umur x dan umur x+n** *Number of person-years lived between age x and age x+n* | **Nisbah ketakatan** *Survival ratio* | **Jumlah bilangan orang hidup-tahun selepas umur tepat x** *Total number of person-years lived after exact age x* | **Jangkaan hayat** *Life expectancy* |
|---|---|---|---|---|---|---|---|---|
| **x** | $_nq_x$ | $_nd_x$ | $_nm_x$ | $l_x$ | $_nL_x$ | $_nS_x$ | $T_x$ | $e_x$ |
| **Lelaki dan Perempuan** *Both sexes* | | | | | | | | |
| **0** | 0.00751 | 751 | 0.00757 | 100,000 | 99,303 | 0.99208 [a] | 7,079,102 | 70.8 |
| **1** | 0.00104 | 103 | 0.00026 | 99,249 | 396,739 | 0.99878 [b] | 6,979,799 | 70.3 |
| **5** | 0.00118 | 117 | 0.00024 | 99,146 | 495,437 | 0.99851 | 6,583,060 | 66.4 |
| **10** | 0.00179 | 178 | 0.00036 | 99,029 | 494,701 | 0.99748 | 6,087,623 | 61.5 |
| **15** | 0.00324 | 320 | 0.00065 | 98,851 | 493,456 | 0.99699 | 5,592,922 | 56.6 |
| **20** | 0.00279 | 275 | 0.00056 | 98,531 | 491,969 | 0.99627 | 5,099,466 | 51.8 |
| **25** | 0.00467 | 459 | 0.00094 | 98,256 | 490,134 | 0.99366 | 4,607,498 | 46.9 |
| **30** | 0.00802 | 785 | 0.00161 | 97,797 | 487,024 | 0.98958 | 4,117,363 | 42.1 |
| **35** | 0.01285 | 1,246 | 0.00259 | 97,013 | 481,947 | 0.98365 | 3,630,339 | 37.4 |
| **40** | 0.01989 | 1,905 | 0.00402 | 95,766 | 474,069 | 0.97653 | 3,148,392 | 32.9 |
| **45** | 0.02712 | 2,545 | 0.00550 | 93,861 | 462,943 | 0.96398 | 2,674,322 | 28.5 |
| **50** | 0.04518 | 4,126 | 0.00924 | 91,316 | 446,266 | 0.94209 | 2,211,379 | 24.2 |
| **55** | 0.07125 | 6,212 | 0.01478 | 87,190 | 420,421 | 0.91814 | 1,765,113 | 20.2 |
| **60** | 0.09328 | 7,553 | 0.01957 | 80,978 | 386,006 | 0.87164 | 1,344,693 | 16.6 |
| **65** | 0.16705 | 12,265 | 0.03645 | 73,425 | 336,460 | 0.81170 | 958,686 | 13.1 |
| **70** | 0.21381 | 13,076 | 0.04788 | 61,159 | 273,105 | 0.70173 | 622,227 | 10.2 |
| **75** | 0.40571 | 19,507 | 0.10179 | 48,083 | 191,645 | 0.45107 [c] | 349,122 | 7.3 |
| **80+** | 1.00000 | 28,575 | 0.18146 | 28,575 | 157,477 | - | 157,477 | 5.5 |
| **Lelaki** *Male* | | | | | | | | |
| **0** | 0.00880 | 880 | 0.00887 | 100,000 | 99,180 | 0.99076 [a] | 6,862,813 | 68.6 |
| **1** | 0.00121 | 119 | 0.00030 | 99,120 | 396,198 | 0.99859 [b] | 6,763,633 | 68.2 |
| **5** | 0.00131 | 130 | 0.00026 | 99,001 | 494,679 | 0.99841 | 6,367,435 | 64.3 |
| **10** | 0.00187 | 185 | 0.00037 | 98,871 | 493,891 | 0.99671 | 5,872,756 | 59.4 |
| **15** | 0.00472 | 465 | 0.00095 | 98,686 | 492,266 | 0.99540 | 5,378,865 | 54.5 |
| **20** | 0.00449 | 441 | 0.00090 | 98,220 | 489,999 | 0.99491 | 4,886,599 | 49.8 |
| **25** | 0.00569 | 557 | 0.00114 | 97,779 | 487,504 | 0.99259 | 4,396,601 | 45.0 |
| **30** | 0.00913 | 887 | 0.00183 | 97,222 | 483,894 | 0.98752 | 3,909,097 | 40.2 |
| **35** | 0.01586 | 1,528 | 0.00320 | 96,335 | 477,854 | 0.98009 | 3,425,203 | 35.6 |
| **40** | 0.02402 | 2,277 | 0.00486 | 94,807 | 468,341 | 0.97225 | 2,947,349 | 31.1 |
| **45** | 0.03157 | 2,921 | 0.00641 | 92,530 | 455,347 | 0.95681 | 2,479,008 | 26.8 |
| **50** | 0.05519 | 4,946 | 0.01135 | 89,609 | 435,680 | 0.92646 | 2,023,661 | 22.6 |
| **55** | 0.09297 | 7,871 | 0.01950 | 84,663 | 403,638 | 0.89722 | 1,587,982 | 18.8 |
| **60** | 0.11359 | 8,723 | 0.02409 | 76,792 | 362,154 | 0.85054 | 1,184,344 | 15.4 |
| **65** | 0.18994 | 12,929 | 0.04197 | 68,069 | 308,025 | 0.78099 | 822,190 | 12.1 |
| **70** | 0.25490 | 14,056 | 0.05843 | 55,140 | 240,563 | 0.65986 | 514,165 | 9.3 |
| **75** | 0.45455 | 18,675 | 0.11765 | 41,085 | 158,737 | 0.41982 [c] | 273,602 | 6.7 |
| **80+** | 1.00000 | 22,410 | 0.19510 | 22,410 | 114,865 | - | 114,865 | 5.1 |
| **Perempuan** *Female* | | | | | | | | |
| **0** | 0.00622 | 622 | 0.00626 | 100,000 | 99,420 | 0.99344 [a] | 7,324,305 | 73.2 |
| **1** | 0.00086 | 85 | 0.00021 | 99,378 | 397,299 | 0.99896 [b] | 7,224,884 | 72.7 |
| **5** | 0.00105 | 104 | 0.00021 | 99,292 | 496,202 | 0.99862 | 6,827,586 | 68.8 |
| **10** | 0.00171 | 170 | 0.00034 | 99,188 | 495,517 | 0.99831 | 6,331,384 | 63.8 |
| **15** | 0.00167 | 166 | 0.00033 | 99,018 | 494,678 | 0.99864 | 5,835,867 | 58.9 |
| **20** | 0.00105 | 104 | 0.00021 | 98,853 | 494,004 | 0.99775 | 5,341,189 | 54.0 |
| **25** | 0.00344 | 340 | 0.00069 | 98,749 | 492,894 | 0.99501 | 4,847,185 | 49.1 |
| **30** | 0.00654 | 644 | 0.00131 | 98,409 | 490,435 | 0.99202 | 4,354,292 | 44.2 |
| **35** | 0.00942 | 921 | 0.00189 | 97,765 | 486,523 | 0.98768 | 3,863,857 | 39.5 |
| **40** | 0.01526 | 1,477 | 0.00307 | 96,844 | 480,527 | 0.98120 | 3,377,333 | 34.9 |
| **45** | 0.02241 | 2,137 | 0.00453 | 95,367 | 471,491 | 0.97105 | 2,896,806 | 30.4 |
| **50** | 0.03564 | 3,323 | 0.00726 | 93,230 | 457,841 | 0.95715 | 2,425,315 | 26.0 |
| **55** | 0.05031 | 4,524 | 0.01032 | 89,907 | 438,224 | 0.93828 | 1,967,474 | 21.9 |
| **60** | 0.07374 | 6,296 | 0.01531 | 85,383 | 411,176 | 0.89187 | 1,529,250 | 17.9 |
| **65** | 0.14526 | 11,488 | 0.03133 | 79,087 | 366,716 | 0.84189 | 1,118,074 | 14.1 |
| **70** | 0.17316 | 11,705 | 0.03791 | 67,599 | 308,734 | 0.74245 | 751,358 | 11.1 |
| **75** | 0.35962 | 20,101 | 0.08769 | 55,894 | 229,219 | 0.48214 [c] | 442,624 | 7.9 |
| **80+** | 1.00000 | 35,794 | 0.16773 | 35,794 | 213,405 | - | 213,405 | 6.0 |

**Nota:** [a] **Daripada umur 0 hingga kumpulan umur 1-4**
*Notes:* *From age of 0 to age group 1-4*

[b] **Daripada umur 0, kumpulan umur 1-4 hingga kumpulan umur 5-9**
*From age of 0, age group 1-4 to age group 5-9*

[c] **Daripada umur 75 hingga 80+**
*From age of 75 to 80+*

**Jadual 3.13.3: Jadual hayat ringkas mengikut jantina dan umur, Kemaman, Terengganu, 2024**
*Table 3.13.3: Abridged life table by sex and age, Kemaman, Terengganu, 2024*

| **Umur** *Age* | **Kebarangkalian mati di antara umur x dan umur x+n** *Probability of dying between age x and age x+n* | **Bilangan kematian di antara umur x dan umur x+n** *Number of deaths between age x and age x+n* | **Kadar tengah mortaliti di antara umur x dan umur x+n** *Central mortality rate between age x and age x+n* | **Penakat (orang yang masih hidup) pada umur tepat x** *Survivors at exact age x* | **Bilangan orang hidup-tahun di antara umur x dan umur x+n** *Number of person-years lived between age x and age x+n* | **Nisbah ketakatan** *Survival ratio* | **Jumlah bilangan orang hidup-tahun selepas umur tepat x** *Total number of person-years lived after exact age x* | **Jangkaan hayat** *Life expectancy* |
|---|---|---|---|---|---|---|---|---|
| **x** | $_nq_x$ | $_nd_x$ | $_nm_x$ | $l_x$ | $_nL_x$ | $_nS_x$ | $T_x$ | $e_x$ |
| **Lelaki dan Perempuan** *Both sexes* | | | | | | | | |
| **0** | 0.00977 | 977 | 0.00985 | 100,000 | 99,101 | 0.98964 [a] | 7,159,083 | 71.6 |
| **1** | 0.00152 | 151 | 0.00038 | 99,023 | 395,718 | 0.99872 [b] | 7,059,982 | 71.3 |
| **5** | 0.00073 | 72 | 0.00015 | 98,873 | 494,184 | 0.99917 | 6,664,264 | 67.4 |
| **10** | 0.00093 | 92 | 0.00019 | 98,801 | 493,776 | 0.99833 | 6,170,080 | 62.4 |
| **15** | 0.00241 | 238 | 0.00048 | 98,709 | 492,951 | 0.99683 | 5,676,305 | 57.5 |
| **20** | 0.00392 | 386 | 0.00079 | 98,471 | 491,390 | 0.99591 | 5,183,354 | 52.6 |
| **25** | 0.00427 | 419 | 0.00086 | 98,085 | 489,378 | 0.99483 | 4,691,964 | 47.8 |
| **30** | 0.00608 | 594 | 0.00122 | 97,666 | 486,847 | 0.99373 | 4,202,586 | 43.0 |
| **35** | 0.00646 | 627 | 0.00130 | 97,072 | 483,794 | 0.99163 | 3,715,740 | 38.3 |
| **40** | 0.01030 | 993 | 0.00207 | 96,445 | 479,742 | 0.98388 | 3,231,946 | 33.5 |
| **45** | 0.02199 | 2,099 | 0.00445 | 95,452 | 472,010 | 0.97187 | 2,752,203 | 28.8 |
| **50** | 0.03441 | 3,212 | 0.00700 | 93,352 | 458,731 | 0.94876 | 2,280,193 | 24.4 |
| **55** | 0.06867 | 6,190 | 0.01422 | 90,140 | 435,226 | 0.91851 | 1,821,461 | 20.2 |
| **60** | 0.09525 | 7,996 | 0.02000 | 83,950 | 399,762 | 0.87583 | 1,386,235 | 16.5 |
| **65** | 0.15615 | 11,860 | 0.03387 | 75,954 | 350,122 | 0.81150 | 986,473 | 13.0 |
| **70** | 0.22684 | 14,539 | 0.05117 | 64,094 | 284,124 | 0.68695 | 636,352 | 9.9 |
| **75** | 0.42455 | 21,039 | 0.10779 | 49,555 | 195,179 | 0.44587 [c] | 352,228 | 7.1 |
| **80+** | 1.00000 | 28,517 | 0.18158 | 28,517 | 157,049 | - | 157,049 | 5.5 |
| **Lelaki** *Male* | | | | | | | | |
| **0** | 0.01029 | 1,029 | 0.01039 | 100,000 | 99,045 | 0.98888 [a] | 6,984,913 | 69.8 |
| **1** | 0.00207 | 205 | 0.00052 | 98,971 | 395,397 | 0.99817 [b] | 6,885,868 | 69.6 |
| **5** | 0.00120 | 118 | 0.00024 | 98,766 | 493,536 | 0.99873 | 6,490,471 | 65.7 |
| **10** | 0.00134 | 132 | 0.00027 | 98,648 | 492,910 | 0.99767 | 5,996,935 | 60.8 |
| **15** | 0.00331 | 326 | 0.00066 | 98,516 | 491,763 | 0.99584 | 5,504,025 | 55.9 |
| **20** | 0.00500 | 491 | 0.00100 | 98,189 | 489,720 | 0.99542 | 5,012,262 | 51.0 |
| **25** | 0.00416 | 407 | 0.00083 | 97,699 | 487,476 | 0.99452 | 4,522,542 | 46.3 |
| **30** | 0.00680 | 661 | 0.00136 | 97,292 | 484,805 | 0.99287 | 4,035,066 | 41.5 |
| **35** | 0.00746 | 721 | 0.00150 | 96,630 | 481,350 | 0.99038 | 3,550,261 | 36.7 |
| **40** | 0.01179 | 1,131 | 0.00237 | 95,910 | 476,720 | 0.98201 | 3,068,911 | 32.0 |
| **45** | 0.02425 | 2,299 | 0.00491 | 94,779 | 468,146 | 0.96664 | 2,592,191 | 27.3 |
| **50** | 0.04269 | 3,948 | 0.00872 | 92,480 | 452,530 | 0.93693 | 2,124,045 | 23.0 |
| **55** | 0.08436 | 7,469 | 0.01762 | 88,532 | 423,988 | 0.90051 | 1,671,515 | 18.9 |
| **60** | 0.11600 | 9,403 | 0.02463 | 81,063 | 381,807 | 0.85258 | 1,247,527 | 15.4 |
| **65** | 0.18296 | 13,111 | 0.04028 | 71,660 | 325,521 | 0.78204 | 865,720 | 12.1 |
| **70** | 0.26079 | 15,269 | 0.05998 | 58,549 | 254,571 | 0.65218 | 540,199 | 9.2 |
| **75** | 0.46555 | 20,149 | 0.12136 | 43,280 | 166,026 | 0.41873 [c] | 285,628 | 6.6 |
| **80+** | 1.00000 | 23,131 | 0.19340 | 23,131 | 119,602 | - | 119,602 | 5.2 |
| **Perempuan** *Female* | | | | | | | | |
| **0** | 0.00921 | 921 | 0.00929 | 100,000 | 99,151 | 0.99048 [a] | 7,372,463 | 73.7 |
| **1** | 0.00093 | 92 | 0.00023 | 99,079 | 396,087 | 0.99925 [b] | 7,273,313 | 73.4 |
| **5** | 0.00028 | 28 | 0.00006 | 98,987 | 494,865 | 0.99961 | 6,877,225 | 69.5 |
| **10** | 0.00050 | 50 | 0.00010 | 98,959 | 494,671 | 0.99902 | 6,382,360 | 64.5 |
| **15** | 0.00145 | 144 | 0.00029 | 98,909 | 494,188 | 0.99801 | 5,887,688 | 59.5 |
| **20** | 0.00253 | 250 | 0.00051 | 98,766 | 493,204 | 0.99653 | 5,393,500 | 54.6 |
| **25** | 0.00442 | 435 | 0.00089 | 98,516 | 491,491 | 0.99520 | 4,900,296 | 49.7 |
| **30** | 0.00518 | 508 | 0.00104 | 98,081 | 489,133 | 0.99477 | 4,408,806 | 45.0 |
| **35** | 0.00529 | 516 | 0.00106 | 97,573 | 486,574 | 0.99316 | 3,919,673 | 40.2 |
| **40** | 0.00841 | 816 | 0.00169 | 97,057 | 483,244 | 0.98615 | 3,433,099 | 35.4 |
| **45** | 0.01934 | 1,862 | 0.00391 | 96,241 | 476,550 | 0.97768 | 2,949,855 | 30.7 |
| **50** | 0.02536 | 2,393 | 0.00514 | 94,379 | 465,913 | 0.96125 | 2,473,305 | 26.2 |
| **55** | 0.05248 | 4,828 | 0.01078 | 91,986 | 447,860 | 0.93712 | 2,007,392 | 21.8 |
| **60** | 0.07384 | 6,436 | 0.01533 | 87,158 | 419,701 | 0.89952 | 1,559,532 | 17.9 |
| **65** | 0.12924 | 10,433 | 0.02763 | 80,722 | 377,529 | 0.84246 | 1,139,831 | 14.1 |
| **70** | 0.19004 | 13,358 | 0.04200 | 70,290 | 318,053 | 0.72814 | 762,301 | 10.8 |
| **75** | 0.37288 | 21,229 | 0.09167 | 56,932 | 231,586 | 0.47870 [c] | 444,248 | 7.8 |
| **80+** | 1.00000 | 35,703 | 0.16789 | 35,703 | 212,662 | - | 212,662 | 6.0 |

**Nota:** *Notes:*
[a] **Daripada umur 0 hingga kumpulan umur 1-4** *From age of 0 to age group 1-4*
[b] **Daripada umur 0, kumpulan umur 1-4 hingga kumpulan umur 5-9** *From age of 0, age group 1-4 to age group 5-9*
[c] **Daripada umur 75 hingga 80+** *From age of 75 to 80+*

**Jadual 3.13.4: Jadual hayat ringkas mengikut jantina dan umur, Kuala Terengganu, Terengganu, 2024**
*Table 3.13.4: Abridged life table by sex and age, Kuala Terengganu, Terengganu, 2024*

| **Umur** *Age* | **Kebarangkalian mati di antara umur x dan umur x+n** *Probability of dying between age x and age x+n* | **Bilangan kematian di antara umur x dan umur x+n** *Number of deaths between age x and age x+n* | **Kadar tengah mortaliti di antara umur x dan umur x+n** *Central mortality rate between age x and age x+n* | **Penakat (orang yang masih hidup) pada umur tepat x** *Survivors at exact age x* | **Bilangan orang hidup-tahun di antara umur x dan umur x+n** *Number of person-years lived between age x and age x+n* | **Nisbah ketakatan** *Survival ratio* | **Jumlah bilangan orang hidup-tahun selepas umur tepat x** *Total number of person-years lived after exact age x* | **Jangkaan hayat** *Life expectancy* |
|---|---|---|---|---|---|---|---|---|
| **x** | $_nq_x$ | $_nd_x$ | $_nm_x$ | $l_x$ | $_nL_x$ | $_nS_x$ | $T_x$ | $e_x$ |
| **Lelaki dan Perempuan** *Both sexes* | | | | | | | | |
| **0** | 0.00729 | 729 | 0.00734 | 100,000 | 99,323 | 0.99192 [a] | 7,141,266 | 71.4 |
| **1** | 0.00181 | 180 | 0.00045 | 99,271 | 396,635 | 0.99843 [b] | 7,041,942 | 70.9 |
| **5** | 0.00110 | 109 | 0.00022 | 99,091 | 495,179 | 0.99860 | 6,645,308 | 67.1 |
| **10** | 0.00170 | 168 | 0.00034 | 98,981 | 494,485 | 0.99731 | 6,150,128 | 62.1 |
| **15** | 0.00368 | 363 | 0.00074 | 98,813 | 493,157 | 0.99612 | 5,655,643 | 57.2 |
| **20** | 0.00408 | 402 | 0.00082 | 98,450 | 491,244 | 0.99632 | 5,162,486 | 52.4 |
| **25** | 0.00328 | 321 | 0.00066 | 98,048 | 489,435 | 0.99486 | 4,671,243 | 47.6 |
| **30** | 0.00700 | 684 | 0.00140 | 97,726 | 486,922 | 0.99066 | 4,181,808 | 42.8 |
| **35** | 0.01170 | 1,135 | 0.00235 | 97,042 | 482,374 | 0.98330 | 3,694,886 | 38.1 |
| **40** | 0.02176 | 2,087 | 0.00440 | 95,907 | 474,318 | 0.97127 | 3,212,512 | 33.5 |
| **45** | 0.03586 | 3,365 | 0.00730 | 93,820 | 460,689 | 0.95950 | 2,738,193 | 29.2 |
| **50** | 0.04531 | 4,098 | 0.00927 | 90,455 | 442,031 | 0.94242 | 2,277,505 | 25.2 |
| **55** | 0.07044 | 6,083 | 0.01460 | 86,357 | 416,577 | 0.91475 | 1,835,473 | 21.3 |
| **60** | 0.10119 | 8,123 | 0.02132 | 80,274 | 381,063 | 0.88657 | 1,418,896 | 17.7 |
| **65** | 0.12706 | 9,167 | 0.02714 | 72,151 | 337,837 | 0.84532 | 1,037,833 | 14.4 |
| **70** | 0.18631 | 11,735 | 0.04109 | 62,984 | 285,582 | 0.74827 | 699,996 | 11.1 |
| **75** | 0.33213 | 17,021 | 0.07965 | 51,249 | 213,693 | 0.48435 [c] | 414,414 | 8.1 |
| **80+** | 1.00000 | 34,228 | 0.17052 | 34,228 | 200,721 | - | 200,721 | 5.9 |
| **Lelaki** *Male* | | | | | | | | |
| **0** | 0.00753 | 753 | 0.00759 | 100,000 | 99,295 | 0.99152 [a] | 6,875,896 | 68.8 |
| **1** | 0.00221 | 220 | 0.00055 | 99,247 | 396,466 | 0.99832 [b] | 6,776,601 | 68.3 |
| **5** | 0.00083 | 82 | 0.00017 | 99,027 | 494,928 | 0.99851 | 6,380,135 | 64.4 |
| **10** | 0.00214 | 212 | 0.00043 | 98,944 | 494,193 | 0.99579 | 5,885,207 | 59.5 |
| **15** | 0.00629 | 621 | 0.00126 | 98,733 | 492,110 | 0.99393 | 5,391,014 | 54.6 |
| **20** | 0.00584 | 573 | 0.00117 | 98,111 | 489,123 | 0.99470 | 4,898,905 | 49.9 |
| **25** | 0.00476 | 464 | 0.00095 | 97,538 | 486,530 | 0.99305 | 4,409,781 | 45.2 |
| **30** | 0.00915 | 888 | 0.00184 | 97,074 | 483,149 | 0.98798 | 3,923,252 | 40.4 |
| **35** | 0.01492 | 1,435 | 0.00301 | 96,186 | 477,342 | 0.97798 | 3,440,103 | 35.8 |
| **40** | 0.02924 | 2,770 | 0.00593 | 94,751 | 466,829 | 0.96255 | 2,962,761 | 31.3 |
| **45** | 0.04590 | 4,222 | 0.00940 | 91,981 | 449,347 | 0.94806 | 2,495,933 | 27.1 |
| **50** | 0.05828 | 5,114 | 0.01201 | 87,758 | 426,006 | 0.92156 | 2,046,585 | 23.3 |
| **55** | 0.09985 | 8,252 | 0.02102 | 82,644 | 392,589 | 0.89068 | 1,620,579 | 19.6 |
| **60** | 0.11984 | 8,915 | 0.02550 | 74,392 | 349,670 | 0.86424 | 1,227,990 | 16.5 |
| **65** | 0.15385 | 10,073 | 0.03333 | 65,476 | 302,199 | 0.81730 | 878,320 | 13.4 |
| **70** | 0.21680 | 12,012 | 0.04863 | 55,403 | 246,987 | 0.71987 | 576,121 | 10.4 |
| **75** | 0.36099 | 15,664 | 0.08810 | 43,392 | 177,798 | 0.45980 [c] | 329,134 | 7.6 |
| **80+** | 1.00000 | 27,728 | 0.18322 | 27,728 | 151,336 | - | 151,336 | 5.5 |
| **Perempuan** *Female* | | | | | | | | |
| **0** | 0.00704 | 704 | 0.00709 | 100,000 | 99,346 | 0.99238 [a] | 7,428,020 | 74.3 |
| **1** | 0.00138 | 137 | 0.00035 | 99,296 | 396,842 | 0.99851 [b] | 7,328,674 | 73.8 |
| **5** | 0.00139 | 137 | 0.00028 | 99,159 | 495,450 | 0.99869 | 6,931,832 | 69.9 |
| **10** | 0.00123 | 122 | 0.00025 | 99,021 | 494,802 | 0.99895 | 6,436,382 | 65.0 |
| **15** | 0.00087 | 86 | 0.00017 | 98,899 | 494,283 | 0.99851 | 5,941,580 | 60.1 |
| **20** | 0.00212 | 209 | 0.00042 | 98,814 | 493,545 | 0.99806 | 5,447,297 | 55.1 |
| **25** | 0.00177 | 174 | 0.00035 | 98,604 | 492,587 | 0.99680 | 4,953,752 | 50.2 |
| **30** | 0.00465 | 457 | 0.00093 | 98,430 | 491,008 | 0.99361 | 4,461,165 | 45.3 |
| **35** | 0.00814 | 798 | 0.00163 | 97,973 | 487,870 | 0.98910 | 3,970,157 | 40.5 |
| **40** | 0.01368 | 1,329 | 0.00275 | 97,175 | 482,554 | 0.98026 | 3,482,287 | 35.8 |
| **45** | 0.02588 | 2,481 | 0.00524 | 95,846 | 473,029 | 0.97036 | 2,999,733 | 31.3 |
| **50** | 0.03350 | 3,128 | 0.00681 | 93,365 | 459,008 | 0.96129 | 2,526,704 | 27.1 |
| **55** | 0.04411 | 3,980 | 0.00902 | 90,238 | 441,239 | 0.93609 | 2,067,695 | 22.9 |
| **60** | 0.08463 | 7,300 | 0.01767 | 86,258 | 413,039 | 0.90634 | 1,626,456 | 18.9 |
| **65** | 0.10352 | 8,174 | 0.02183 | 78,958 | 374,356 | 0.86993 | 1,213,417 | 15.4 |
| **70** | 0.15969 | 11,303 | 0.03471 | 70,784 | 325,663 | 0.77433 | 839,061 | 11.9 |
| **75** | 0.30419 | 18,093 | 0.07175 | 59,481 | 252,171 | 0.50882 [c] | 513,398 | 8.6 |
| **80+** | 1.00000 | 41,388 | 0.15844 | 41,388 | 261,227 | - | 261,227 | 6.3 |

**Nota:** [a] **Daripada umur 0 hingga kumpulan umur 1-4**
*Notes: From age of 0 to age group 1-4*

[b] **Daripada umur 0, kumpulan umur 1-4 hingga kumpulan umur 5-9**
*From age of 0, age group 1-4 to age group 5-9*

[c] **Daripada umur 75 hingga 80+**
*From age of 75 to 80+*

**Jadual 3.13.5: Jadual hayat ringkas mengikut jantina dan umur, Marang, Terengganu, 2024**
*Table 3.13.5: Abridged life table by sex and age, Marang, Terengganu, 2024*

| **Umur** *Age* | **Kebarangkalian mati di antara umur x dan umur x+n** *Probability of dying between age x and age x+n* | **Bilangan kematian di antara umur x dan umur x+n** *Number of deaths between age x and age x+n* | **Kadar tengah mortaliti di antara umur x dan umur x+n** *Central mortality rate between age x and age x+n* | **Penakat (orang yang masih hidup) pada umur tepat x** *Survivors at exact age x* | **Bilangan orang hidup-tahun di antara umur x dan umur x+n** *Number of person-years lived between age x and age x+n* | **Nisbah ketakatan** *Survival ratio* | **Jumlah bilangan orang hidup-tahun selepas umur tepat x** *Total number of person-years lived after exact age x* | **Jangkaan hayat** *Life expectancy* |
|---|---|---|---|---|---|---|---|---|
| **x** | $_nq_x$ | $_nd_x$ | $_nm_x$ | $l_x$ | $_nL_x$ | $_nS_x$ | $T_x$ | $e_x$ |
| **Lelaki dan Perempuan** *Both sexes* | | | | | | | | |
| **0** | 0.00631 | 631 | 0.00635 | 100,000 | 99,412 | 0.99305 [a] | 7,285,965 | 72.9 |
| **1** | 0.00147 | 146 | 0.00037 | 99,369 | 397,113 | 0.99842 [b] | 7,186,553 | 72.3 |
| **5** | 0.00152 | 151 | 0.00030 | 99,223 | 495,739 | 0.99835 | 6,789,439 | 68.4 |
| **10** | 0.00178 | 177 | 0.00036 | 99,072 | 494,920 | 0.99683 | 6,293,700 | 63.5 |
| **15** | 0.00456 | 451 | 0.00091 | 98,896 | 493,350 | 0.99539 | 5,798,780 | 58.6 |
| **20** | 0.00466 | 458 | 0.00093 | 98,444 | 491,076 | 0.99580 | 5,305,430 | 53.9 |
| **25** | 0.00373 | 366 | 0.00075 | 97,986 | 489,016 | 0.99449 | 4,814,353 | 49.1 |
| **30** | 0.00729 | 712 | 0.00146 | 97,620 | 486,322 | 0.98966 | 4,325,338 | 44.3 |
| **35** | 0.01341 | 1,299 | 0.00270 | 96,908 | 481,294 | 0.98698 | 3,839,016 | 39.6 |
| **40** | 0.01263 | 1,208 | 0.00254 | 95,609 | 475,027 | 0.98295 | 3,357,722 | 35.1 |
| **45** | 0.02152 | 2,031 | 0.00435 | 94,402 | 466,929 | 0.97046 | 2,882,695 | 30.5 |
| **50** | 0.03775 | 3,487 | 0.00769 | 92,370 | 453,134 | 0.95253 | 2,415,766 | 26.2 |
| **55** | 0.05758 | 5,118 | 0.01186 | 88,884 | 431,622 | 0.92994 | 1,962,632 | 22.1 |
| **60** | 0.08331 | 6,978 | 0.01739 | 83,765 | 401,382 | 0.89349 | 1,531,010 | 18.3 |
| **65** | 0.13182 | 10,122 | 0.02822 | 76,787 | 358,632 | 0.84176 | 1,129,628 | 14.7 |
| **70** | 0.18868 | 12,578 | 0.04167 | 66,666 | 301,882 | 0.76794 | 770,996 | 11.6 |
| **75** | 0.28552 | 15,443 | 0.06661 | 54,087 | 231,828 | 0.50582 [c] | 469,114 | 8.7 |
| **80+** | 1.00000 | 38,644 | 0.16286 | 38,644 | 237,286 | - | 237,286 | 6.1 |
| **Lelaki** *Male* | | | | | | | | |
| **0** | 0.00679 | 679 | 0.00683 | 100,000 | 99,363 | 0.99296 [a] | 7,048,364 | 70.5 |
| **1** | 0.00071 | 71 | 0.00018 | 99,321 | 397,117 | 0.99851 [b] | 6,949,000 | 70.0 |
| **5** | 0.00207 | 205 | 0.00041 | 99,250 | 495,739 | 0.99812 | 6,551,883 | 66.0 |
| **10** | 0.00169 | 168 | 0.00034 | 99,045 | 494,806 | 0.99553 | 6,056,144 | 61.1 |
| **15** | 0.00726 | 717 | 0.00146 | 98,877 | 492,593 | 0.99328 | 5,561,337 | 56.2 |
| **20** | 0.00619 | 607 | 0.00124 | 98,160 | 489,281 | 0.99421 | 5,068,744 | 51.6 |
| **25** | 0.00540 | 527 | 0.00108 | 97,553 | 486,446 | 0.99364 | 4,579,463 | 46.9 |
| **30** | 0.00733 | 711 | 0.00147 | 97,026 | 483,350 | 0.98659 | 4,093,017 | 42.2 |
| **35** | 0.01954 | 1,882 | 0.00395 | 96,314 | 476,867 | 0.98214 | 3,609,667 | 37.5 |
| **40** | 0.01615 | 1,525 | 0.00326 | 94,432 | 468,350 | 0.97934 | 3,132,800 | 33.2 |
| **45** | 0.02525 | 2,346 | 0.00511 | 92,908 | 458,674 | 0.96461 | 2,664,451 | 28.7 |
| **50** | 0.04579 | 4,147 | 0.00937 | 90,562 | 442,442 | 0.93886 | 2,205,776 | 24.4 |
| **55** | 0.07722 | 6,673 | 0.01606 | 86,415 | 415,392 | 0.91260 | 1,763,334 | 20.4 |
| **60** | 0.09844 | 7,850 | 0.02071 | 79,742 | 379,085 | 0.87537 | 1,347,942 | 16.9 |
| **65** | 0.15368 | 11,048 | 0.03329 | 71,892 | 331,839 | 0.81618 | 968,858 | 13.5 |
| **70** | 0.21943 | 13,351 | 0.04929 | 60,844 | 270,842 | 0.71940 | 637,018 | 10.5 |
| **75** | 0.35897 | 17,049 | 0.08750 | 47,493 | 194,843 | 0.46790 [c] | 366,176 | 7.7 |
| **80+** | 1.00000 | 30,444 | 0.17769 | 30,444 | 171,333 | - | 171,333 | 5.6 |
| **Perempuan** *Female* | | | | | | | | |
| **0** | 0.00580 | 580 | 0.00583 | 100,000 | 99,459 | 0.99316 [a] | 7,549,999 | 75.5 |
| **1** | 0.00227 | 226 | 0.00057 | 99,420 | 397,119 | 0.99831 [b] | 7,450,540 | 74.9 |
| **5** | 0.00094 | 93 | 0.00019 | 99,194 | 495,739 | 0.99859 | 7,053,421 | 71.1 |
| **10** | 0.00188 | 187 | 0.00038 | 99,101 | 495,040 | 0.99822 | 6,557,683 | 66.2 |
| **15** | 0.00167 | 165 | 0.00033 | 98,915 | 494,160 | 0.99768 | 6,062,643 | 61.3 |
| **20** | 0.00297 | 293 | 0.00059 | 98,749 | 493,015 | 0.99760 | 5,568,483 | 56.4 |
| **25** | 0.00182 | 179 | 0.00036 | 98,456 | 491,833 | 0.99547 | 5,075,468 | 51.6 |
| **30** | 0.00725 | 712 | 0.00145 | 98,277 | 489,604 | 0.99286 | 4,583,635 | 46.6 |
| **35** | 0.00703 | 686 | 0.00141 | 97,565 | 486,108 | 0.99206 | 4,094,031 | 42.0 |
| **40** | 0.00886 | 859 | 0.00178 | 96,879 | 482,247 | 0.98667 | 3,607,922 | 37.2 |
| **45** | 0.01783 | 1,712 | 0.00360 | 96,020 | 475,819 | 0.97602 | 3,125,675 | 32.6 |
| **50** | 0.03023 | 2,851 | 0.00614 | 94,308 | 464,410 | 0.96586 | 2,649,856 | 28.1 |
| **55** | 0.03817 | 3,491 | 0.00778 | 91,456 | 448,555 | 0.94716 | 2,185,446 | 23.9 |
| **60** | 0.06810 | 5,990 | 0.01410 | 87,966 | 424,853 | 0.91108 | 1,736,891 | 19.7 |
| **65** | 0.11127 | 9,122 | 0.02357 | 81,976 | 387,074 | 0.86492 | 1,312,037 | 16.0 |
| **70** | 0.16187 | 11,793 | 0.03523 | 72,854 | 334,787 | 0.81117 | 924,964 | 12.7 |
| **75** | 0.22098 | 13,493 | 0.04969 | 61,061 | 271,571 | 0.53985 [c] | 590,177 | 9.7 |
| **80+** | 1.00000 | 47,567 | 0.14930 | 47,567 | 318,606 | - | 318,606 | 6.7 |

**Nota:** *Notes:*
[a] **Daripada umur 0 hingga kumpulan umur 1-4** *From age of 0 to age group 1-4*
[b] **Daripada umur 0, kumpulan umur 1-4 hingga kumpulan umur 5-9** *From age of 0, age group 1-4 to age group 5-9*
[c] **Daripada umur 75 hingga 80+** *From age of 75 to 80+*

**Jadual 3.13.6: Jadual hayat ringkas mengikut jantina dan umur, Hulu Terengganu, Terengganu, 2024**
*Table 3.13.6: Abridged life table by sex and age, Hulu Terengganu, Terengganu, 2024*

| **Umur** *Age* | **Kebarangkalian mati di antara umur x dan umur x+n** *Probability of dying between age x and age x+n* | **Bilangan kematian di antara umur x dan umur x+n** *Number of deaths between age x and age x+n* | **Kadar tengah mortaliti di antara umur x dan umur x+n** *Central mortality rate between age x and age x+n* | **Penakat (orang yang masih hidup) pada umur tepat x** *Survivors at exact age x* | **Bilangan orang hidup-tahun di antara umur x dan umur x+n** *Number of person-years lived between age x and age x+n* | **Nisbah ketakatan** *Survival ratio* | **Jumlah bilangan orang hidup-tahun selepas umur tepat x** *Total number of person-years lived after exact age x* | **Jangkaan hayat** *Life expectancy* |
|---|---|---|---|---|---|---|---|---|
| **x** | $_nq_x$ | $_nd_x$ | $_nm_x$ | $l_x$ | $_nL_x$ | $_nS_x$ | $T_x$ | $e_x$ |
| **Lelaki dan Perempuan** *Both sexes* | | | | | | | | |
| **0** | 0.00651 | 651 | 0.00655 | 100,000 | 99,395 | 0.99284 [a] | 7,219,011 | 72.2 |
| **1** | 0.00150 | 149 | 0.00038 | 99,349 | 397,027 | 0.99798 [b] | 7,119,617 | 71.7 |
| **5** | 0.00234 | 233 | 0.00047 | 99,200 | 495,420 | 0.99769 | 6,722,590 | 67.8 |
| **10** | 0.00227 | 225 | 0.00046 | 98,968 | 494,276 | 0.99676 | 6,227,170 | 62.9 |
| **15** | 0.00421 | 416 | 0.00084 | 98,743 | 492,674 | 0.99615 | 5,732,894 | 58.1 |
| **20** | 0.00348 | 343 | 0.00070 | 98,327 | 490,778 | 0.99559 | 5,240,220 | 53.3 |
| **25** | 0.00534 | 523 | 0.00107 | 97,984 | 488,614 | 0.99359 | 4,749,442 | 48.5 |
| **30** | 0.00749 | 730 | 0.00150 | 97,461 | 485,482 | 0.99012 | 4,260,827 | 43.7 |
| **35** | 0.01230 | 1,190 | 0.00247 | 96,731 | 480,684 | 0.98380 | 3,775,345 | 39.0 |
| **40** | 0.02016 | 1,926 | 0.00407 | 95,542 | 472,894 | 0.97215 | 3,294,662 | 34.5 |
| **45** | 0.03570 | 3,342 | 0.00727 | 93,616 | 459,725 | 0.96093 | 2,821,768 | 30.1 |
| **50** | 0.04256 | 3,842 | 0.00870 | 90,274 | 441,765 | 0.94715 | 2,362,043 | 26.2 |
| **55** | 0.06360 | 5,497 | 0.01314 | 86,432 | 418,416 | 0.92730 | 1,920,278 | 22.2 |
| **60** | 0.08242 | 6,670 | 0.01719 | 80,935 | 387,997 | 0.89716 | 1,501,862 | 18.6 |
| **65** | 0.12509 | 9,290 | 0.02669 | 74,264 | 348,097 | 0.85624 | 1,113,864 | 15.0 |
| **70** | 0.16510 | 10,728 | 0.03599 | 64,974 | 298,053 | 0.77778 | 765,768 | 11.8 |
| **75** | 0.29063 | 15,766 | 0.06801 | 54,247 | 231,821 | 0.50435 [c] | 467,714 | 8.6 |
| **80+** | 1.00000 | 38,481 | 0.16313 | 38,481 | 235,894 | - | 235,894 | 6.1 |
| **Lelaki** *Male* | | | | | | | | |
| **0** | 0.00705 | 705 | 0.00710 | 100,000 | 99,339 | 0.99227 [a] | 6,998,517 | 70.0 |
| **1** | 0.00164 | 163 | 0.00041 | 99,295 | 396,796 | 0.99820 [b] | 6,899,177 | 69.5 |
| **5** | 0.00170 | 168 | 0.00034 | 99,133 | 495,242 | 0.99803 | 6,502,381 | 65.6 |
| **10** | 0.00224 | 221 | 0.00045 | 98,964 | 494,268 | 0.99571 | 6,007,139 | 60.7 |
| **15** | 0.00635 | 627 | 0.00127 | 98,743 | 492,147 | 0.99469 | 5,512,872 | 55.8 |
| **20** | 0.00426 | 418 | 0.00085 | 98,116 | 489,536 | 0.99419 | 5,020,724 | 51.2 |
| **25** | 0.00736 | 719 | 0.00148 | 97,698 | 486,694 | 0.99160 | 4,531,188 | 46.4 |
| **30** | 0.00944 | 915 | 0.00190 | 96,979 | 482,608 | 0.98902 | 4,044,494 | 41.7 |
| **35** | 0.01254 | 1,205 | 0.00252 | 96,064 | 477,308 | 0.97972 | 3,561,886 | 37.1 |
| **40** | 0.02811 | 2,666 | 0.00570 | 94,859 | 467,630 | 0.96588 | 3,084,578 | 32.5 |
| **45** | 0.04031 | 3,717 | 0.00823 | 92,193 | 451,673 | 0.95409 | 2,616,948 | 28.4 |
| **50** | 0.05174 | 4,577 | 0.01062 | 88,476 | 430,938 | 0.93709 | 2,165,275 | 24.5 |
| **55** | 0.07469 | 6,267 | 0.01552 | 83,899 | 403,828 | 0.91550 | 1,734,337 | 20.7 |
| **60** | 0.09510 | 7,383 | 0.01997 | 77,632 | 369,704 | 0.87253 | 1,330,510 | 17.1 |
| **65** | 0.16323 | 11,467 | 0.03555 | 70,249 | 322,579 | 0.82216 | 960,806 | 13.7 |
| **70** | 0.19529 | 11,480 | 0.04329 | 58,782 | 265,212 | 0.73972 | 638,226 | 10.9 |
| **75** | 0.34105 | 16,132 | 0.08223 | 47,303 | 196,182 | 0.47406 [c] | 373,014 | 7.9 |
| **80+** | 1.00000 | 31,170 | 0.17627 | 31,170 | 176,832 | - | 176,832 | 5.7 |
| **Perempuan** *Female* | | | | | | | | |
| **0** | 0.00590 | 590 | 0.00593 | 100,000 | 99,450 | 0.99351 [a] | 7,479,510 | 74.8 |
| **1** | 0.00135 | 135 | 0.00034 | 99,410 | 397,306 | 0.99772 [b] | 7,380,060 | 74.2 |
| **5** | 0.00304 | 301 | 0.00061 | 99,275 | 495,624 | 0.99733 | 6,982,754 | 70.3 |
| **10** | 0.00231 | 229 | 0.00046 | 98,974 | 494,298 | 0.99799 | 6,487,130 | 65.5 |
| **15** | 0.00171 | 169 | 0.00034 | 98,745 | 493,304 | 0.99795 | 5,992,832 | 60.7 |
| **20** | 0.00240 | 236 | 0.00048 | 98,576 | 492,291 | 0.99772 | 5,499,528 | 55.8 |
| **25** | 0.00216 | 213 | 0.00043 | 98,340 | 491,168 | 0.99652 | 5,007,237 | 50.9 |
| **30** | 0.00480 | 471 | 0.00096 | 98,127 | 489,458 | 0.99162 | 4,516,070 | 46.0 |
| **35** | 0.01198 | 1,170 | 0.00241 | 97,656 | 485,356 | 0.98907 | 4,026,611 | 41.2 |
| **40** | 0.00986 | 952 | 0.00198 | 96,486 | 480,051 | 0.97996 | 3,541,256 | 36.7 |
| **45** | 0.03033 | 2,897 | 0.00616 | 95,534 | 470,428 | 0.96802 | 3,061,205 | 32.0 |
| **50** | 0.03368 | 3,120 | 0.00685 | 92,637 | 455,384 | 0.95672 | 2,590,776 | 28.0 |
| **55** | 0.05321 | 4,763 | 0.01093 | 89,517 | 435,677 | 0.93811 | 2,135,392 | 23.9 |
| **60** | 0.07107 | 6,023 | 0.01474 | 84,754 | 408,711 | 0.92045 | 1,699,716 | 20.1 |
| **65** | 0.08869 | 6,982 | 0.01856 | 78,731 | 376,197 | 0.88910 | 1,291,004 | 16.4 |
| **70** | 0.13527 | 9,705 | 0.02902 | 71,748 | 334,478 | 0.81167 | 914,807 | 12.8 |
| **75** | 0.24969 | 15,492 | 0.05706 | 62,043 | 271,486 | 0.53219 [c] | 580,329 | 9.4 |
| **80+** | 1.00000 | 46,551 | 0.15073 | 46,551 | 308,843 | - | 308,843 | 6.6 |

**Nota:** [a] **Daripada umur 0 hingga kumpulan umur 1-4**
*Notes:* *From age of 0 to age group 1-4*

[b] **Daripada umur 0, kumpulan umur 1-4 hingga kumpulan umur 5-9**
*From age of 0, age group 1-4 to age group 5-9*

[c] **Daripada umur 75 hingga 80+**
*From age of 75 to 80+*

**Jadual 3.13.7: Jadual hayat ringkas mengikut jantina dan umur, Setiu, Terengganu, 2024**
*Table 3.13.7: Abridged life table by sex and age, Setiu, Terengganu, 2024*

| **Umur** *Age* | **Kebarangkalian mati di antara umur x dan umur x+n** *Probability of dying between age x and age x+n* | **Bilangan kematian di antara umur x dan umur x+n** *Number of deaths between age x and age x+n* | **Kadar tengah mortaliti di antara umur x dan umur x+n** *Central mortality rate between age x and age x+n* | **Penakat (orang yang masih hidup) pada umur tepat x** *Survivors at exact age x* | **Bilangan orang hidup-tahun di antara umur x dan umur x+n** *Number of person-years lived between age x and age x+n* | **Nisbah ketakatan** *Survival ratio* | **Jumlah bilangan orang hidup-tahun selepas umur tepat x** *Total number of person-years lived after exact age x* | **Jangkaan hayat** *Life expectancy* |
|---|---|---|---|---|---|---|---|---|
| **x** | $_nq_x$ | $_nd_x$ | $_nm_x$ | $l_x$ | $_nL_x$ | $_nS_x$ | $T_x$ | $e_x$ |
| **Lelaki dan Perempuan** *Both sexes* | | | | | | | | |
| **0** | 0.00687 | 687 | 0.00691 | 100,000 | 99,362 | 0.99254 [a] | 7,120,661 | 71.2 |
| **1** | 0.00140 | 139 | 0.00035 | 99,313 | 396,907 | 0.99904 [b] | 7,021,299 | 70.7 |
| **5** | 0.00031 | 31 | 0.00006 | 99,174 | 495,794 | 0.99910 | 6,624,393 | 66.8 |
| **10** | 0.00148 | 147 | 0.00030 | 99,143 | 495,349 | 0.99769 | 6,128,599 | 61.8 |
| **15** | 0.00313 | 310 | 0.00063 | 98,996 | 494,207 | 0.99524 | 5,633,250 | 56.9 |
| **20** | 0.00640 | 632 | 0.00128 | 98,686 | 491,853 | 0.99473 | 5,139,043 | 52.1 |
| **25** | 0.00413 | 405 | 0.00083 | 98,055 | 489,262 | 0.99428 | 4,647,191 | 47.4 |
| **30** | 0.00732 | 714 | 0.00147 | 97,650 | 486,464 | 0.99016 | 4,157,929 | 42.6 |
| **35** | 0.01238 | 1,200 | 0.00249 | 96,936 | 481,678 | 0.98241 | 3,671,464 | 37.9 |
| **40** | 0.02287 | 2,189 | 0.00463 | 95,735 | 473,205 | 0.97427 | 3,189,787 | 33.3 |
| **45** | 0.02867 | 2,682 | 0.00582 | 93,546 | 461,028 | 0.96305 | 2,716,582 | 29.0 |
| **50** | 0.04547 | 4,132 | 0.00931 | 90,865 | 443,994 | 0.94481 | 2,255,554 | 24.8 |
| **55** | 0.06536 | 5,669 | 0.01351 | 86,733 | 419,492 | 0.91748 | 1,811,560 | 20.9 |
| **60** | 0.10088 | 8,178 | 0.02125 | 81,064 | 384,875 | 0.88385 | 1,392,068 | 17.2 |
| **65** | 0.13314 | 9,704 | 0.02853 | 72,886 | 340,170 | 0.82981 | 1,007,193 | 13.8 |
| **70** | 0.21293 | 13,453 | 0.04766 | 63,182 | 282,277 | 0.72143 | 667,023 | 10.6 |
| **75** | 0.36198 | 18,001 | 0.08840 | 49,729 | 203,642 | 0.47071 [c] | 384,745 | 7.7 |
| **80+** | 1.00000 | 31,728 | 0.17519 | 31,728 | 181,103 | - | 181,103 | 5.7 |
| **Lelaki** *Male* | | | | | | | | |
| **0** | 0.00913 | 913 | 0.00921 | 100,000 | 99,150 | 0.99035 [a] | 6,891,144 | 68.9 |
| **1** | 0.00138 | 137 | 0.00035 | 99,087 | 396,024 | 0.99885 [b] | 6,791,994 | 68.5 |
| **5** | 0.00060 | 59 | 0.00012 | 98,950 | 494,603 | 0.99855 | 6,395,970 | 64.6 |
| **10** | 0.00230 | 228 | 0.00046 | 98,891 | 493,885 | 0.99634 | 5,901,367 | 59.7 |
| **15** | 0.00502 | 495 | 0.00101 | 98,663 | 492,077 | 0.99355 | 5,407,482 | 54.8 |
| **20** | 0.00789 | 774 | 0.00158 | 98,168 | 488,904 | 0.99410 | 4,915,405 | 50.1 |
| **25** | 0.00389 | 379 | 0.00078 | 97,394 | 486,022 | 0.99438 | 4,426,500 | 45.4 |
| **30** | 0.00737 | 715 | 0.00148 | 97,015 | 483,288 | 0.98856 | 3,940,479 | 40.6 |
| **35** | 0.01555 | 1,497 | 0.00313 | 96,300 | 477,759 | 0.97986 | 3,457,190 | 35.9 |
| **40** | 0.02481 | 2,352 | 0.00502 | 94,803 | 468,136 | 0.96970 | 2,979,432 | 31.4 |
| **45** | 0.03593 | 3,321 | 0.00732 | 92,451 | 453,952 | 0.95378 | 2,511,296 | 27.2 |
| **50** | 0.05690 | 5,071 | 0.01171 | 89,130 | 432,971 | 0.93273 | 2,057,343 | 23.1 |
| **55** | 0.07828 | 6,580 | 0.01629 | 84,059 | 403,844 | 0.90178 | 1,624,372 | 19.3 |
| **60** | 0.11986 | 9,287 | 0.02550 | 77,479 | 364,178 | 0.86022 | 1,220,528 | 15.8 |
| **65** | 0.16241 | 11,075 | 0.03535 | 68,192 | 313,272 | 0.79311 | 856,350 | 12.6 |
| **70** | 0.25998 | 14,849 | 0.05977 | 57,117 | 248,460 | 0.67064 | 543,078 | 9.5 |
| **75** | 0.42311 | 17,884 | 0.10733 | 42,267 | 166,628 | 0.43443 [c] | 294,617 | 7.0 |
| **80+** | 1.00000 | 24,384 | 0.19051 | 24,384 | 127,990 | - | 127,990 | 5.2 |
| **Perempuan** *Female* | | | | | | | | |
| **0** | 0.00459 | 459 | 0.00461 | 100,000 | 99,570 | 0.99476 [a] | 7,376,426 | 73.8 |
| **1** | 0.00142 | 141 | 0.00036 | 99,541 | 397,812 | 0.99923 [b] | 7,276,856 | 73.1 |
| **5** | 0.00000 | - | 0.00000 | 99,399 | 496,997 | 0.99969 | 6,879,044 | 69.2 |
| **10** | 0.00061 | 61 | 0.00012 | 99,399 | 496,845 | 0.99915 | 6,382,047 | 64.2 |
| **15** | 0.00109 | 108 | 0.00022 | 99,339 | 496,423 | 0.99706 | 5,885,203 | 59.2 |
| **20** | 0.00479 | 476 | 0.00096 | 99,231 | 494,964 | 0.99540 | 5,388,780 | 54.3 |
| **25** | 0.00440 | 434 | 0.00088 | 98,755 | 492,688 | 0.99418 | 4,893,816 | 49.6 |
| **30** | 0.00725 | 713 | 0.00146 | 98,321 | 489,820 | 0.99204 | 4,401,128 | 44.8 |
| **35** | 0.00867 | 847 | 0.00174 | 97,608 | 485,921 | 0.98538 | 3,911,308 | 40.1 |
| **40** | 0.02062 | 1,995 | 0.00417 | 96,761 | 478,817 | 0.97890 | 3,425,387 | 35.4 |
| **45** | 0.02160 | 2,047 | 0.00437 | 94,766 | 468,712 | 0.97196 | 2,946,570 | 31.1 |
| **50** | 0.03462 | 3,210 | 0.00705 | 92,719 | 455,571 | 0.95626 | 2,477,858 | 26.7 |
| **55** | 0.05319 | 4,761 | 0.01093 | 89,509 | 435,644 | 0.93252 | 2,022,287 | 22.6 |
| **60** | 0.08258 | 6,998 | 0.01723 | 84,748 | 406,245 | 0.90573 | 1,586,644 | 18.7 |
| **65** | 0.10701 | 8,320 | 0.02261 | 77,750 | 367,950 | 0.86272 | 1,180,398 | 15.2 |
| **70** | 0.17118 | 11,885 | 0.03744 | 69,430 | 317,438 | 0.76973 | 812,448 | 11.7 |
| **75** | 0.30157 | 17,354 | 0.07102 | 57,545 | 244,340 | 0.50639 [c] | 495,010 | 8.6 |
| **80+** | 1.00000 | 40,191 | 0.16033 | 40,191 | 250,670 | - | 250,670 | 6.2 |

**Nota:** *Notes:*
[a] **Daripada umur 0 hingga kumpulan umur 1-4** *From age of 0 to age group 1-4*
[b] **Daripada umur 0, kumpulan umur 1-4 hingga kumpulan umur 5-9** *From age of 0, age group 1-4 to age group 5-9*
[c] **Daripada umur 75 hingga 80+** *From age of 75 to 80+*

**Jadual 3.13.8: Jadual hayat ringkas mengikut jantina dan umur, Kuala Nerus, Terengganu, 2024**
*Table 3.13.8: Abridged life table by sex and age, Kuala Nerus, Terengganu, 2024*

| **Umur** *Age* | **Kebarangkalian mati di antara umur x dan umur x+n** *Probability of dying between age x and age x+n* | **Bilangan kematian di antara umur x dan umur x+n** *Number of deaths between age x and age x+n* | **Kadar tengah mortaliti di antara umur x dan umur x+n** *Central mortality rate between age x and age x+n* | **Penakat (orang yang masih hidup) pada umur tepat x** *Survivors at exact age x* | **Bilangan orang hidup-tahun di antara umur x dan umur x+n** *Number of person-years lived between age x and age x+n* | **Nisbah ketakatan** *Survival ratio* | **Jumlah bilangan orang hidup-tahun selepas umur tepat x** *Total number of person-years lived after exact age x* | **Jangkaan hayat** *Life expectancy* |
|---|---|---|---|---|---|---|---|---|
| **x** | $_nq_x$ | $_nd_x$ | $_nm_x$ | $l_x$ | $_nL_x$ | $_nS_x$ | $T_x$ | $e_x$ |
| **Lelaki dan Perempuan** *Both sexes* | | | | | | | | |
| **0** | 0.00646 | 646 | 0.00650 | 100,000 | 99,399 | 0.99272 [a] | 7,407,361 | 74.1 |
| **1** | 0.00183 | 182 | 0.00046 | 99,354 | 396,962 | 0.99853 [b] | 7,307,962 | 73.6 |
| **5** | 0.00092 | 92 | 0.00018 | 99,171 | 495,628 | 0.99900 | 6,911,001 | 69.7 |
| **10** | 0.00108 | 107 | 0.00022 | 99,080 | 495,130 | 0.99770 | 6,415,373 | 64.7 |
| **15** | 0.00352 | 348 | 0.00071 | 98,972 | 493,991 | 0.99723 | 5,920,242 | 59.8 |
| **20** | 0.00201 | 198 | 0.00040 | 98,624 | 492,625 | 0.99718 | 5,426,252 | 55.0 |
| **25** | 0.00363 | 357 | 0.00073 | 98,426 | 491,237 | 0.99572 | 4,933,627 | 50.1 |
| **30** | 0.00493 | 483 | 0.00099 | 98,069 | 489,135 | 0.99360 | 4,442,390 | 45.3 |
| **35** | 0.00788 | 769 | 0.00158 | 97,585 | 486,004 | 0.98852 | 3,953,255 | 40.5 |
| **40** | 0.01510 | 1,462 | 0.00304 | 96,816 | 480,427 | 0.98099 | 3,467,251 | 35.8 |
| **45** | 0.02297 | 2,191 | 0.00465 | 95,354 | 471,295 | 0.97012 | 2,986,824 | 31.3 |
| **50** | 0.03694 | 3,442 | 0.00753 | 93,164 | 457,214 | 0.95725 | 2,515,528 | 27.0 |
| **55** | 0.04877 | 4,376 | 0.01000 | 89,722 | 437,670 | 0.94066 | 2,058,315 | 22.9 |
| **60** | 0.07046 | 6,013 | 0.01461 | 85,346 | 411,698 | 0.90671 | 1,620,644 | 19.0 |
| **65** | 0.11785 | 9,350 | 0.02505 | 79,333 | 373,290 | 0.85726 | 1,208,947 | 15.2 |
| **70** | 0.17095 | 11,964 | 0.03739 | 69,983 | 320,006 | 0.78064 | 835,657 | 11.9 |
| **75** | 0.27775 | 16,115 | 0.06451 | 58,019 | 249,809 | 0.51555 [c] | 515,650 | 8.9 |
| **80+** | 1.00000 | 41,904 | 0.15763 | 41,904 | 265,841 | - | 265,841 | 6.3 |
| **Lelaki** *Male* | | | | | | | | |
| **0** | 0.00742 | 742 | 0.00747 | 100,000 | 99,306 | 0.99185 [a] | 7,139,573 | 71.4 |
| **1** | 0.00177 | 176 | 0.00044 | 99,258 | 396,617 | 0.99846 [b] | 7,040,267 | 70.9 |
| **5** | 0.00102 | 101 | 0.00020 | 99,083 | 495,160 | 0.99884 | 6,643,650 | 67.1 |
| **10** | 0.00130 | 129 | 0.00026 | 98,981 | 494,585 | 0.99658 | 6,148,490 | 62.1 |
| **15** | 0.00555 | 548 | 0.00111 | 98,853 | 492,893 | 0.99564 | 5,653,904 | 57.2 |
| **20** | 0.00316 | 311 | 0.00063 | 98,304 | 490,745 | 0.99522 | 5,161,012 | 52.5 |
| **25** | 0.00640 | 627 | 0.00128 | 97,994 | 488,401 | 0.99284 | 4,670,266 | 47.7 |
| **30** | 0.00794 | 773 | 0.00159 | 97,367 | 484,902 | 0.99098 | 4,181,865 | 42.9 |
| **35** | 0.01012 | 978 | 0.00203 | 96,594 | 480,526 | 0.98500 | 3,696,964 | 38.3 |
| **40** | 0.01994 | 1,906 | 0.00403 | 95,617 | 473,317 | 0.97381 | 3,216,437 | 33.6 |
| **45** | 0.03257 | 3,052 | 0.00662 | 93,710 | 460,921 | 0.96140 | 2,743,121 | 29.3 |
| **50** | 0.04483 | 4,064 | 0.00917 | 90,658 | 443,131 | 0.94667 | 2,282,200 | 25.2 |
| **55** | 0.06223 | 5,389 | 0.01285 | 86,594 | 419,497 | 0.92385 | 1,839,070 | 21.2 |
| **60** | 0.09099 | 7,389 | 0.01906 | 81,205 | 387,553 | 0.88395 | 1,419,572 | 17.5 |
| **65** | 0.14363 | 10,602 | 0.03095 | 73,816 | 342,576 | 0.82743 | 1,032,020 | 14.0 |
| **70** | 0.20637 | 13,046 | 0.04602 | 63,214 | 283,457 | 0.73953 | 689,444 | 10.9 |
| **75** | 0.32864 | 16,487 | 0.07865 | 50,168 | 209,624 | 0.48367 [c] | 405,987 | 8.1 |
| **80+** | 1.00000 | 33,681 | 0.17152 | 33,681 | 196,363 | - | 196,363 | 5.8 |
| **Perempuan** *Female* | | | | | | | | |
| **0** | 0.00545 | 545 | 0.00547 | 100,000 | 99,492 | 0.99369 [a] | 7,695,867 | 77.0 |
| **1** | 0.00190 | 189 | 0.00048 | 99,455 | 397,352 | 0.99856 [b] | 7,596,376 | 76.4 |
| **5** | 0.00082 | 81 | 0.00016 | 99,266 | 496,128 | 0.99917 | 7,199,024 | 72.5 |
| **10** | 0.00085 | 84 | 0.00017 | 99,185 | 495,714 | 0.99890 | 6,702,896 | 67.6 |
| **15** | 0.00135 | 134 | 0.00027 | 99,101 | 495,169 | 0.99886 | 6,207,183 | 62.6 |
| **20** | 0.00093 | 92 | 0.00019 | 98,967 | 494,605 | 0.99891 | 5,712,014 | 57.7 |
| **25** | 0.00124 | 123 | 0.00025 | 98,875 | 494,068 | 0.99862 | 5,217,409 | 52.8 |
| **30** | 0.00151 | 149 | 0.00030 | 98,752 | 493,389 | 0.99657 | 4,723,341 | 47.8 |
| **35** | 0.00536 | 529 | 0.00108 | 98,603 | 491,695 | 0.99254 | 4,229,952 | 42.9 |
| **40** | 0.00957 | 938 | 0.00192 | 98,075 | 488,027 | 0.98819 | 3,738,258 | 38.1 |
| **45** | 0.01407 | 1,367 | 0.00283 | 97,136 | 482,264 | 0.97821 | 3,250,231 | 33.5 |
| **50** | 0.02962 | 2,837 | 0.00601 | 95,769 | 471,755 | 0.96674 | 2,767,967 | 28.9 |
| **55** | 0.03701 | 3,440 | 0.00754 | 92,933 | 456,064 | 0.95562 | 2,296,212 | 24.7 |
| **60** | 0.05203 | 4,656 | 0.01068 | 89,493 | 435,824 | 0.92781 | 1,840,148 | 20.6 |
| **65** | 0.09346 | 7,929 | 0.01961 | 84,837 | 404,361 | 0.88471 | 1,404,325 | 16.6 |
| **70** | 0.13937 | 10,719 | 0.02996 | 76,908 | 357,743 | 0.81712 | 999,963 | 13.0 |
| **75** | 0.23343 | 15,451 | 0.05285 | 66,189 | 292,319 | 0.54483 [c] | 642,221 | 9.7 |
| **80+** | 1.00000 | 50,739 | 0.14501 | 50,739 | 349,901 | - | 349,901 | 6.9 |

**Nota:** *Notes:*
[a] **Daripada umur 0 hingga kumpulan umur 1-4** *From age of 0 to age group 1-4*
[b] **Daripada umur 0, kumpulan umur 1-4 hingga kumpulan umur 5-9** *From age of 0, age group 1-4 to age group 5-9*
[c] **Daripada umur 75 hingga 80+** *From age of 75 to 80+*

**Muka surat ini sengaja dibiarkan kosong**

*This page is deliberately left blank*

# NEGERI & DAERAH PENTADBIRAN

## *STATE & ADMINISTRATIVE DISTRICT*

# W.P. KUALA LUMPUR

# 2024

**Muka surat ini sengaja dibiarkan kosong**

*This page is deliberately left blank*

**Jadual 3.14: Jadual hayat ringkas mengikut jantina dan umur, W.P. Kuala Lumpur, 2024**
*Table 3.14: Abridged life table by sex and age, W.P. Kuala Lumpur, 2024*

| **Umur** *Age* | **Kebarangkalian mati di antara umur x dan umur x+n** *Probability of dying between age x and age x+n* | **Bilangan kematian di antara umur x dan umur x+n** *Number of deaths between age x and age x+n* | **Kadar tengah mortaliti di antara umur x dan umur x+n** *Central mortality rate between age x and age x+n* | **Penakat (orang yang masih hidup) pada umur tepat x** *Survivors at exact age x* | **Bilangan orang hidup-tahun di antara umur x dan umur x+n** *Number of person-years lived between age x and age x+n* | **Nisbah ketakatan** *Survival ratio* | **Jumlah bilangan orang hidup-tahun selepas umur tepat x** *Total number of person-years lived after exact age x* | **Jangkaan hayat** *Life expectancy* |
|---|---|---|---|---|---|---|---|---|
| **x** | $_nq_x$ | $_nd_x$ | $_nm_x$ | $l_x$ | $_nL_x$ | $_nS_x$ | $T_x$ | $e_x$ |
| **Lelaki dan Perempuan** *Both sexes* | | | | | | | | |
| **0** | 0.00508 | 508 | 0.00511 | 100,000 | 99,525 | 0.99434 [a] | 7,682,811 | 76.8 |
| **1** | 0.00131 | 131 | 0.00033 | 99,492 | 397,643 | 0.99889 [b] | 7,583,286 | 76.2 |
| **5** | 0.00077 | 77 | 0.00015 | 99,361 | 496,614 | 0.99913 | 7,185,643 | 72.3 |
| **10** | 0.00097 | 96 | 0.00019 | 99,285 | 496,183 | 0.99872 | 6,689,029 | 67.4 |
| **15** | 0.00159 | 158 | 0.00032 | 99,189 | 495,550 | 0.99762 | 6,192,846 | 62.4 |
| **20** | 0.00318 | 315 | 0.00064 | 99,031 | 494,369 | 0.99670 | 5,697,296 | 57.5 |
| **25** | 0.00343 | 338 | 0.00069 | 98,716 | 492,736 | 0.99676 | 5,202,927 | 52.7 |
| **30** | 0.00304 | 299 | 0.00061 | 98,378 | 491,142 | 0.99631 | 4,710,191 | 47.9 |
| **35** | 0.00434 | 426 | 0.00087 | 98,079 | 489,328 | 0.99499 | 4,219,049 | 43.0 |
| **40** | 0.00568 | 555 | 0.00114 | 97,653 | 486,876 | 0.99156 | 3,729,721 | 38.2 |
| **45** | 0.01122 | 1,089 | 0.00226 | 97,098 | 482,765 | 0.98421 | 3,242,845 | 33.4 |
| **50** | 0.02042 | 1,961 | 0.00413 | 96,008 | 475,140 | 0.96613 | 2,760,080 | 28.7 |
| **55** | 0.04760 | 4,477 | 0.00975 | 94,048 | 459,045 | 0.94366 | 2,284,941 | 24.3 |
| **60** | 0.06552 | 5,869 | 0.01355 | 89,571 | 433,180 | 0.90760 | 1,825,896 | 20.4 |
| **65** | 0.12116 | 10,141 | 0.02579 | 83,702 | 393,155 | 0.87536 | 1,392,715 | 16.6 |
| **70** | 0.12860 | 9,460 | 0.02749 | 73,560 | 344,152 | 0.84478 | 999,560 | 13.6 |
| **75** | 0.18576 | 11,907 | 0.04096 | 64,100 | 290,733 | 0.55641 [c] | 655,408 | 10.2 |
| **80+** | 1.00000 | 52,193 | 0.14312 | 52,193 | 364,676 | - | 364,676 | 7.0 |
| **Lelaki** *Male* | | | | | | | | |
| **0** | 0.00482 | 482 | 0.00484 | 100,000 | 99,546 | 0.99460 [a] | 7,478,485 | 74.8 |
| **1** | 0.00136 | 135 | 0.00034 | 99,518 | 397,754 | 0.99882 [b] | 7,378,939 | 74.1 |
| **5** | 0.00082 | 82 | 0.00016 | 99,383 | 496,712 | 0.99914 | 6,981,185 | 70.2 |
| **10** | 0.00090 | 89 | 0.00018 | 99,302 | 496,284 | 0.99841 | 6,484,474 | 65.3 |
| **15** | 0.00227 | 226 | 0.00046 | 99,212 | 495,496 | 0.99672 | 5,988,190 | 60.4 |
| **20** | 0.00428 | 424 | 0.00086 | 98,986 | 493,872 | 0.99573 | 5,492,693 | 55.5 |
| **25** | 0.00426 | 419 | 0.00085 | 98,562 | 491,763 | 0.99592 | 4,998,821 | 50.7 |
| **30** | 0.00389 | 382 | 0.00078 | 98,143 | 489,759 | 0.99537 | 4,507,058 | 45.9 |
| **35** | 0.00536 | 524 | 0.00108 | 97,761 | 487,493 | 0.99379 | 4,017,299 | 41.1 |
| **40** | 0.00705 | 686 | 0.00142 | 97,237 | 484,468 | 0.98937 | 3,529,806 | 36.3 |
| **45** | 0.01424 | 1,375 | 0.00287 | 96,551 | 479,317 | 0.98042 | 3,045,338 | 31.5 |
| **50** | 0.02500 | 2,380 | 0.00506 | 95,176 | 469,931 | 0.95623 | 2,566,021 | 27.0 |
| **55** | 0.06303 | 5,849 | 0.01302 | 92,796 | 449,360 | 0.92671 | 2,096,090 | 22.6 |
| **60** | 0.08425 | 7,325 | 0.01759 | 86,948 | 416,425 | 0.88448 | 1,646,729 | 18.9 |
| **65** | 0.14966 | 11,916 | 0.03235 | 79,622 | 368,322 | 0.84729 | 1,230,304 | 15.5 |
| **70** | 0.15630 | 10,582 | 0.03391 | 67,706 | 312,075 | 0.81838 | 861,983 | 12.7 |
| **75** | 0.21163 | 12,089 | 0.04733 | 57,124 | 255,396 | 0.53557 [c] | 549,908 | 9.6 |
| **80+** | 1.00000 | 45,035 | 0.15291 | 45,035 | 294,512 | - | 294,512 | 6.5 |
| **Perempuan** *Female* | | | | | | | | |
| **0** | 0.00536 | 536 | 0.00539 | 100,000 | 99,499 | 0.99408 [a] | 7,922,985 | 79.2 |
| **1** | 0.00126 | 126 | 0.00032 | 99,464 | 397,543 | 0.99893 [b] | 7,823,486 | 78.7 |
| **5** | 0.00072 | 71 | 0.00014 | 99,338 | 496,512 | 0.99912 | 7,425,943 | 74.8 |
| **10** | 0.00104 | 103 | 0.00021 | 99,267 | 496,076 | 0.99905 | 6,929,431 | 69.8 |
| **15** | 0.00085 | 84 | 0.00017 | 99,164 | 495,607 | 0.99868 | 6,433,356 | 64.9 |
| **20** | 0.00180 | 178 | 0.00036 | 99,079 | 494,951 | 0.99798 | 5,937,749 | 59.9 |
| **25** | 0.00224 | 222 | 0.00045 | 98,901 | 493,951 | 0.99790 | 5,442,798 | 55.0 |
| **30** | 0.00196 | 193 | 0.00039 | 98,679 | 492,914 | 0.99752 | 4,948,847 | 50.2 |
| **35** | 0.00301 | 296 | 0.00060 | 98,486 | 491,691 | 0.99650 | 4,455,933 | 45.2 |
| **40** | 0.00400 | 393 | 0.00080 | 98,190 | 489,969 | 0.99424 | 3,964,241 | 40.4 |
| **45** | 0.00752 | 735 | 0.00151 | 97,797 | 487,148 | 0.98869 | 3,474,272 | 35.5 |
| **50** | 0.01513 | 1,468 | 0.00305 | 97,062 | 481,638 | 0.97679 | 2,987,125 | 30.8 |
| **55** | 0.03142 | 3,004 | 0.00638 | 95,593 | 470,458 | 0.96100 | 2,505,486 | 26.2 |
| **60** | 0.04682 | 4,335 | 0.00959 | 92,590 | 452,111 | 0.93077 | 2,035,028 | 22.0 |
| **65** | 0.09274 | 8,184 | 0.01945 | 88,255 | 420,812 | 0.90273 | 1,582,916 | 17.9 |
| **70** | 0.10227 | 8,189 | 0.02156 | 80,070 | 379,879 | 0.86984 | 1,162,104 | 14.5 |
| **75** | 0.16122 | 11,589 | 0.03507 | 71,881 | 330,435 | 0.57757 [c] | 782,225 | 10.9 |
| **80+** | 1.00000 | 60,293 | 0.13345 | 60,293 | 451,790 | - | 451,790 | 7.5 |

**Nota:** *Notes:*
[a] **Daripada umur 0 hingga kumpulan umur 1-4** *From age of 0 to age group 1-4*
[b] **Daripada umur 0, kumpulan umur 1-4 hingga kumpulan umur 5-9** *From age of 0, age group 1-4 to age group 5-9*
[c] **Daripada umur 75 hingga 80+** *From age of 75 to 80+*

**Muka surat ini sengaja dibiarkan kosong**

*This page is deliberately left blank*

# NEGERI & DAERAH PENTADBIRAN

## *STATE & ADMINISTRATIVE DISTRICT*

# W.P. LABUAN

# 2024

**Muka surat ini sengaja dibiarkan kosong**

*This page is deliberately left blank*

**Jadual 3.15: Jadual hayat ringkas mengikut jantina dan umur, W.P. Labuan, 2024**
*Table 3.15: Abridged life table by sex and age, W.P. Labuan, 2024*

| Umur *Age* | Kebarangkalian mati di antara umur x dan umur x+n *Probability of dying between age x and age x+n* | Bilangan kematian di antara umur x dan umur x+n *Number of deaths between age x and age x+n* | Kadar tengah mortaliti di antara umur x dan umur x+n *Central mortality rate between age x and age x+n* | Penakat (orang yang masih hidup) pada umur tepat x *Survivors at exact age x* | Bilangan orang hidup-tahun di antara umur x dan umur x+n *Number of person-years lived between age x and age x+n* | Nisbah ketakatan *Survival ratio* | Jumlah bilangan orang hidup-tahun selepas umur tepat x *Total number of person-years lived after exact age x* | Jangkaan hayat *Life expectancy* |
|---|---|---|---|---|---|---|---|---|
| x | $_nq_x$ | $_nd_x$ | $_nm_x$ | $l_x$ | $_nL_x$ | $_nS_x$ | $T_x$ | $e_x$ |
| **Lelaki dan Perempuan** *Both sexes* | | | | | | | | |
| **0** | 0.01084 | 1,084 | 0.01095 | 100,000 | 99,005 | 0.98862 [a] | 7,640,113 | 76.4 |
| **1** | 0.00145 | 144 | 0.00036 | 98,916 | 395,306 | 0.99852 [b] | 7,541,108 | 76.2 |
| **5** | 0.00114 | 112 | 0.00023 | 98,772 | 493,581 | 0.99852 | 7,145,802 | 72.3 |
| **10** | 0.00183 | 180 | 0.00037 | 98,660 | 492,850 | 0.99834 | 6,652,221 | 67.4 |
| **15** | 0.00149 | 147 | 0.00030 | 98,480 | 492,034 | 0.99835 | 6,159,371 | 62.5 |
| **20** | 0.00181 | 178 | 0.00036 | 98,333 | 491,221 | 0.99771 | 5,667,337 | 57.6 |
| **25** | 0.00276 | 271 | 0.00055 | 98,155 | 490,098 | 0.99624 | 5,176,116 | 52.7 |
| **30** | 0.00476 | 466 | 0.00095 | 97,884 | 488,255 | 0.99529 | 4,686,018 | 47.9 |
| **35** | 0.00466 | 454 | 0.00093 | 97,418 | 485,954 | 0.99367 | 4,197,763 | 43.1 |
| **40** | 0.00800 | 776 | 0.00161 | 96,964 | 482,880 | 0.98872 | 3,711,808 | 38.3 |
| **45** | 0.01458 | 1,402 | 0.00294 | 96,188 | 477,435 | 0.98150 | 3,228,928 | 33.6 |
| **50** | 0.02248 | 2,131 | 0.00455 | 94,786 | 468,602 | 0.96584 | 2,751,493 | 29.0 |
| **55** | 0.04612 | 4,273 | 0.00944 | 92,655 | 452,593 | 0.95041 | 2,282,890 | 24.6 |
| **60** | 0.05323 | 4,704 | 0.01094 | 88,382 | 430,149 | 0.92523 | 1,830,298 | 20.7 |
| **65** | 0.09752 | 8,160 | 0.02050 | 83,677 | 397,987 | 0.88995 | 1,400,149 | 16.7 |
| **70** | 0.12393 | 9,359 | 0.02642 | 75,517 | 354,191 | 0.82837 | 1,002,162 | 13.3 |
| **75** | 0.22609 | 14,958 | 0.05098 | 66,159 | 293,400 | 0.54720 [c] | 647,971 | 9.8 |
| **80+** | 1.00000 | 51,201 | 0.14440 | 51,201 | 354,571 | - | 354,571 | 6.9 |
| **Lelaki** *Male* | | | | | | | | |
| **0** | 0.01149 | 1,149 | 0.01162 | 100,000 | 98,937 | 0.98772 [a] | 7,435,056 | 74.4 |
| **1** | 0.00204 | 202 | 0.00051 | 98,851 | 394,921 | 0.99846 [b] | 7,336,119 | 74.2 |
| **5** | 0.00059 | 59 | 0.00012 | 98,649 | 493,097 | 0.99858 | 6,941,197 | 70.4 |
| **10** | 0.00224 | 221 | 0.00045 | 98,590 | 492,398 | 0.99785 | 6,448,100 | 65.4 |
| **15** | 0.00205 | 202 | 0.00041 | 98,369 | 491,342 | 0.99738 | 5,955,702 | 60.5 |
| **20** | 0.00318 | 313 | 0.00064 | 98,168 | 490,057 | 0.99659 | 5,464,360 | 55.7 |
| **25** | 0.00363 | 355 | 0.00073 | 97,855 | 488,387 | 0.99509 | 4,974,303 | 50.8 |
| **30** | 0.00620 | 605 | 0.00124 | 97,500 | 485,987 | 0.99410 | 4,485,916 | 46.0 |
| **35** | 0.00559 | 542 | 0.00112 | 96,895 | 483,120 | 0.99311 | 3,999,928 | 41.3 |
| **40** | 0.00819 | 789 | 0.00165 | 96,353 | 479,792 | 0.98670 | 3,516,808 | 36.5 |
| **45** | 0.01845 | 1,763 | 0.00372 | 95,564 | 473,410 | 0.97540 | 3,037,017 | 31.8 |
| **50** | 0.03087 | 2,896 | 0.00627 | 93,800 | 461,762 | 0.95613 | 2,563,606 | 27.3 |
| **55** | 0.05728 | 5,207 | 0.01179 | 90,904 | 441,505 | 0.93900 | 2,101,844 | 23.1 |
| **60** | 0.06495 | 5,566 | 0.01343 | 85,698 | 414,573 | 0.90254 | 1,660,339 | 19.4 |
| **65** | 0.13223 | 10,596 | 0.02832 | 80,132 | 374,169 | 0.85782 | 1,245,766 | 15.5 |
| **70** | 0.15365 | 10,684 | 0.03329 | 69,536 | 320,968 | 0.80679 | 871,597 | 12.5 |
| **75** | 0.23994 | 14,121 | 0.05453 | 58,851 | 258,955 | 0.52971 [c] | 550,629 | 9.4 |
| **80+** | 1.00000 | 44,731 | 0.15336 | 44,731 | 291,674 | - | 291,674 | 6.5 |
| **Perempuan** *Female* | | | | | | | | |
| **0** | 0.01011 | 1,011 | 0.01021 | 100,000 | 99,070 | 0.98963 [a] | 7,884,508 | 78.8 |
| **1** | 0.00084 | 83 | 0.00021 | 98,989 | 395,746 | 0.99852 [b] | 7,785,438 | 78.6 |
| **5** | 0.00179 | 177 | 0.00036 | 98,905 | 494,084 | 0.99844 | 7,389,692 | 74.7 |
| **10** | 0.00133 | 132 | 0.00027 | 98,728 | 493,313 | 0.99889 | 6,895,608 | 69.8 |
| **15** | 0.00088 | 87 | 0.00018 | 98,597 | 492,766 | 0.99923 | 6,402,295 | 64.9 |
| **20** | 0.00067 | 66 | 0.00013 | 98,510 | 492,384 | 0.99870 | 5,909,529 | 60.0 |
| **25** | 0.00193 | 190 | 0.00039 | 98,444 | 491,745 | 0.99735 | 5,417,145 | 55.0 |
| **30** | 0.00337 | 331 | 0.00068 | 98,254 | 490,442 | 0.99648 | 4,925,400 | 50.1 |
| **35** | 0.00368 | 360 | 0.00074 | 97,923 | 488,713 | 0.99429 | 4,434,958 | 45.3 |
| **40** | 0.00775 | 756 | 0.00156 | 97,563 | 485,922 | 0.99090 | 3,946,244 | 40.4 |
| **45** | 0.01046 | 1,013 | 0.00210 | 96,806 | 481,498 | 0.98737 | 3,460,323 | 35.7 |
| **50** | 0.01481 | 1,419 | 0.00298 | 95,793 | 475,419 | 0.97528 | 2,978,825 | 31.1 |
| **55** | 0.03478 | 3,282 | 0.00708 | 94,374 | 463,668 | 0.96296 | 2,503,406 | 26.5 |
| **60** | 0.03938 | 3,587 | 0.00803 | 91,093 | 446,494 | 0.95181 | 2,039,738 | 22.4 |
| **65** | 0.05736 | 5,019 | 0.01181 | 87,505 | 424,977 | 0.92536 | 1,593,244 | 18.2 |
| **70** | 0.09297 | 7,669 | 0.01950 | 82,486 | 393,256 | 0.85216 | 1,168,267 | 14.2 |
| **75** | 0.20833 | 15,587 | 0.04651 | 74,817 | 335,117 | 0.56760 [c] | 775,010 | 10.4 |
| **80+** | 1.00000 | 59,230 | 0.13465 | 59,230 | 439,893 | - | 439,893 | 7.4 |

**Nota:** *Notes:*
[a] **Daripada umur 0 hingga kumpulan umur 1-4** *From age of 0 to age group 1-4*
[b] **Daripada umur 0, kumpulan umur 1-4 hingga kumpulan umur 5-9** *From age of 0, age group 1-4 to age group 5-9*
[c] **Daripada umur 75 hingga 80+** *From age of 75 to 80+*

**Muka surat ini sengaja dibiarkan kosong**

*This page is deliberately left blank*

# NEGERI & DAERAH PENTADBIRAN

## *STATE & ADMINISTRATIVE DISTRICT*

# W.P. PUTRAJAYA

# 2024

**Muka surat ini sengaja dibiarkan kosong**

*This page is deliberately left blank*

**Jadual 3.16: Jadual hayat ringkas mengikut jantina dan umur, W.P. Putarajaya, 2024**
*Table 3.16: Abridged life table by sex and age, W.P. Putarajaya, 2024*

| **Umur** *Age* | **Kebarangkalian mati di antara umur x dan umur x+n** *Probability of dying between age x and age x+n* | **Bilangan kematian di antara umur x dan umur x+n** *Number of deaths between age x and age x+n* | **Kadar tengah mortaliti di antara umur x dan umur x+n** *Central mortality rate between age x and age x+n* | **Penakat (orang yang masih hidup) pada umur tepat x** *Survivors at exact age x* | **Bilangan orang hidup-tahun di antara umur x dan umur x+n** *Number of person-years lived between age x and age x+n* | **Nisbah ketakatan** *Survival ratio* | **Jumlah bilangan orang hidup-tahun selepas umur tepat x** *Total number of person-years lived after exact age x* | **Jangkaan hayat** *Life expectancy* |
|---|---|---|---|---|---|---|---|---|
| **x** | $_nq_x$ | $_nd_x$ | $_nm_x$ | $l_x$ | $_nL_x$ | $_nS_x$ | $T_x$ | $e_x$ |
| **Lelaki dan Perempuan** *Both sexes* | | | | | | | | |
| **0** | 0.01166 | 1,166 | 0.01179 | 100,000 | 98,933 | 0.98764 [a] | 7,347,219 | 73.5 |
| **1** | 0.00182 | 180 | 0.00045 | 98,834 | 394,887 | 0.99849 [b] | 7,248,286 | 73.3 |
| **5** | 0.00079 | 78 | 0.00016 | 98,654 | 493,075 | 0.99927 | 6,853,399 | 69.5 |
| **10** | 0.00067 | 66 | 0.00013 | 98,576 | 492,714 | 0.99892 | 6,360,324 | 64.5 |
| **15** | 0.00148 | 146 | 0.00030 | 98,510 | 492,183 | 0.99746 | 5,867,610 | 59.6 |
| **20** | 0.00359 | 354 | 0.00072 | 98,363 | 490,933 | 0.99656 | 5,375,427 | 54.6 |
| **25** | 0.00329 | 323 | 0.00066 | 98,010 | 489,242 | 0.99525 | 4,884,494 | 49.8 |
| **30** | 0.00620 | 606 | 0.00124 | 97,687 | 486,920 | 0.99478 | 4,395,252 | 45.0 |
| **35** | 0.00422 | 410 | 0.00085 | 97,081 | 484,380 | 0.99485 | 3,908,333 | 40.3 |
| **40** | 0.00609 | 589 | 0.00122 | 96,671 | 481,883 | 0.99090 | 3,423,953 | 35.4 |
| **45** | 0.01213 | 1,166 | 0.00244 | 96,082 | 477,497 | 0.98322 | 2,942,070 | 30.6 |
| **50** | 0.02149 | 2,040 | 0.00434 | 94,916 | 469,483 | 0.96781 | 2,464,573 | 26.0 |
| **55** | 0.04313 | 4,006 | 0.00882 | 92,877 | 454,369 | 0.94613 | 1,995,091 | 21.5 |
| **60** | 0.06510 | 5,786 | 0.01346 | 88,871 | 429,891 | 0.90001 | 1,540,722 | 17.3 |
| **65** | 0.13731 | 11,408 | 0.02949 | 83,085 | 386,905 | 0.82845 | 1,110,831 | 13.4 |
| **70** | 0.21123 | 15,141 | 0.04724 | 71,677 | 320,533 | 0.68966 | 723,926 | 10.1 |
| **75** | 0.43598 | 24,649 | 0.11150 | 56,536 | 221,060 | 0.45200 [c] | 403,393 | 7.1 |
| **80+** | 1.00000 | 31,888 | 0.17489 | 31,888 | 182,333 | - | 182,333 | 5.7 |
| **Lelaki** *Male* | | | | | | | | |
| **0** | 0.01248 | 1,248 | 0.01262 | 100,000 | 98,850 | 0.98650 [a] | 7,189,567 | 71.9 |
| **1** | 0.00259 | 256 | 0.00065 | 98,752 | 394,398 | 0.99801 [b] | 7,090,717 | 71.8 |
| **5** | 0.00087 | 85 | 0.00017 | 98,496 | 492,267 | 0.99919 | 6,696,319 | 68.0 |
| **10** | 0.00075 | 74 | 0.00015 | 98,411 | 491,869 | 0.99818 | 6,204,052 | 63.0 |
| **15** | 0.00288 | 284 | 0.00058 | 98,337 | 490,976 | 0.99604 | 5,712,182 | 58.1 |
| **20** | 0.00505 | 495 | 0.00101 | 98,053 | 489,030 | 0.99547 | 5,221,206 | 53.2 |
| **25** | 0.00400 | 390 | 0.00080 | 97,559 | 486,817 | 0.99399 | 4,732,176 | 48.5 |
| **30** | 0.00803 | 780 | 0.00161 | 97,168 | 483,890 | 0.99309 | 4,245,359 | 43.7 |
| **35** | 0.00577 | 556 | 0.00116 | 96,388 | 480,549 | 0.99301 | 3,761,469 | 39.0 |
| **40** | 0.00822 | 788 | 0.00165 | 95,832 | 477,188 | 0.98775 | 3,280,920 | 34.2 |
| **45** | 0.01630 | 1,550 | 0.00329 | 95,044 | 471,344 | 0.97721 | 2,803,732 | 29.5 |
| **50** | 0.02938 | 2,747 | 0.00596 | 93,494 | 460,603 | 0.95809 | 2,332,388 | 24.9 |
| **55** | 0.05481 | 4,974 | 0.01127 | 90,747 | 441,301 | 0.93814 | 1,871,785 | 20.6 |
| **60** | 0.06931 | 5,945 | 0.01436 | 85,773 | 414,003 | 0.88956 | 1,430,484 | 16.7 |
| **65** | 0.15464 | 12,345 | 0.03352 | 79,828 | 368,279 | 0.81905 | 1,016,481 | 12.7 |
| **70** | 0.21207 | 14,311 | 0.04745 | 67,484 | 301,640 | 0.66447 | 648,201 | 9.6 |
| **75** | 0.49223 | 26,173 | 0.13058 | 53,172 | 200,429 | 0.42166 [c] | 346,562 | 6.5 |
| **80+** | 1.00000 | 26,999 | 0.18476 | 26,999 | 146,133 | - | 146,133 | 5.4 |
| **Perempuan** *Female* | | | | | | | | |
| **0** | 0.01074 | 1,074 | 0.01084 | 100,000 | 99,015 | 0.98894 [a] | 7,497,513 | 75.0 |
| **1** | 0.00101 | 100 | 0.00025 | 98,926 | 395,456 | 0.99896 [b] | 7,398,499 | 74.8 |
| **5** | 0.00071 | 70 | 0.00014 | 98,826 | 493,956 | 0.99935 | 7,003,043 | 70.9 |
| **10** | 0.00059 | 59 | 0.00012 | 98,756 | 493,635 | 0.99970 | 6,509,087 | 65.9 |
| **15** | 0.00000 | - | 0.00000 | 98,698 | 493,488 | 0.99904 | 6,015,452 | 60.9 |
| **20** | 0.00193 | 190 | 0.00039 | 98,698 | 493,012 | 0.99773 | 5,521,964 | 55.9 |
| **25** | 0.00260 | 257 | 0.00052 | 98,507 | 491,895 | 0.99637 | 5,028,952 | 51.1 |
| **30** | 0.00466 | 458 | 0.00093 | 98,251 | 490,108 | 0.99618 | 4,537,057 | 46.2 |
| **35** | 0.00297 | 290 | 0.00059 | 97,793 | 488,237 | 0.99640 | 4,046,949 | 41.4 |
| **40** | 0.00423 | 412 | 0.00085 | 97,502 | 486,480 | 0.99398 | 3,558,711 | 36.5 |
| **45** | 0.00782 | 759 | 0.00157 | 97,090 | 483,551 | 0.98947 | 3,072,231 | 31.6 |
| **50** | 0.01326 | 1,277 | 0.00267 | 96,331 | 478,461 | 0.97770 | 2,588,680 | 26.9 |
| **55** | 0.03146 | 2,990 | 0.00639 | 95,054 | 467,793 | 0.95417 | 2,110,219 | 22.2 |
| **60** | 0.06066 | 5,585 | 0.01251 | 92,063 | 446,355 | 0.90927 | 1,642,426 | 17.8 |
| **65** | 0.12274 | 10,615 | 0.02615 | 86,479 | 405,857 | 0.83621 | 1,196,071 | 13.8 |
| **70** | 0.21057 | 15,975 | 0.04707 | 75,864 | 339,383 | 0.70360 | 790,214 | 10.4 |
| **75** | 0.40512 | 24,262 | 0.10160 | 59,889 | 238,790 | 0.47033 [c] | 450,831 | 7.5 |
| **80+** | 1.00000 | 35,627 | 0.16802 | 35,627 | 212,041 | - | 212,041 | 6.0 |

**Nota:** *Notes:*
[a] **Daripada umur 0 hingga kumpulan umur 1-4** *From age of 0 to age group 1-4*
[b] **Daripada umur 0, kumpulan umur 1-4 hingga kumpulan umur 5-9** *From age of 0, age group 1-4 to age group 5-9*
[c] **Daripada umur 75 hingga 80+** *From age of 75 to 80+*

**Muka surat ini sengaja dibiarkan kosong**

*This page is deliberately left blank*

# NEGERI & DAERAH PENTADBIRAN

## *STATE & ADMINISTRATIVE DISTRICT*

**2025p**

**Muka surat ini sengaja dibiarkan kosong**

*This page is deliberately left blank*

# NEGERI & DAERAH PENTADBIRAN

## *STATE & ADMINISTRATIVE DISTRICT*

# JOHOR

# 2025p

**Muka surat ini sengaja dibiarkan kosong**

*This page is deliberately left blank*

**Jadual 4.1: Jadual hayat ringkas mengikut jantina dan umur, Johor, 2025[p]**

*Table 4.1: Abridged life table by sex and age, Johor, 2025 [p]*

| **Umur** *Age* | **Kebarangkalian mati di antara umur x dan umur x+n** *Probability of dying between age x and age x+n* | **Bilangan kematian di antara umur x dan umur x+n** *Number of deaths between age x and age x+n* | **Kadar tengah mortaliti di antara umur x dan umur x+n** *Central mortality rate between age x and age x+n* | **Penakat (orang yang masih hidup) pada umur tepat x** *Survivors at exact age x* | **Bilangan orang hidup-tahun di antara umur x dan umur x+n** *Number of person-years lived between age x and age x+n* | **Nisbah ketakatan** *Survival ratio* | **Jumlah bilangan orang hidup-tahun selepas umur tepat x** *Total number of person-years lived after exact age x* | **Jangkaan hayat** *Life expectancy* |
|---|---|---|---|---|---|---|---|---|
| **x** | $_nq_x$ | $_nd_x$ | $_nm_x$ | $l_x$ | $_nL_x$ | $_nS_x$ | $T_x$ | $e_x$ |
| **Lelaki dan Perempuan** *Both sexes* | | | | | | | | |
| **0** | 0.00676 | 676 | 0.00680 | 100,000 | 99,372 | 0.99274 [a] | 7,463,272 | 74.6 |
| **1** | 0.00121 | 120 | 0.00030 | 99,324 | 396,998 | 0.99897 [b] | 7,363,900 | 74.1 |
| **5** | 0.00066 | 66 | 0.00013 | 99,204 | 495,856 | 0.99915 | 6,966,902 | 70.2 |
| **10** | 0.00103 | 102 | 0.00021 | 99,138 | 495,436 | 0.99809 | 6,471,046 | 65.3 |
| **15** | 0.00280 | 277 | 0.00056 | 99,036 | 494,488 | 0.99692 | 5,975,610 | 60.3 |
| **20** | 0.00336 | 331 | 0.00067 | 98,759 | 492,967 | 0.99652 | 5,481,122 | 55.5 |
| **25** | 0.00360 | 354 | 0.00072 | 98,428 | 491,253 | 0.99546 | 4,988,154 | 50.7 |
| **30** | 0.00548 | 538 | 0.00110 | 98,074 | 489,023 | 0.99285 | 4,496,901 | 45.9 |
| **35** | 0.00883 | 861 | 0.00177 | 97,536 | 485,525 | 0.98923 | 4,007,878 | 41.1 |
| **40** | 0.01272 | 1,230 | 0.00256 | 96,674 | 480,297 | 0.98314 | 3,522,354 | 36.4 |
| **45** | 0.02105 | 2,009 | 0.00425 | 95,445 | 472,201 | 0.97365 | 3,042,057 | 31.9 |
| **50** | 0.03178 | 2,969 | 0.00646 | 93,436 | 459,756 | 0.96072 | 2,569,857 | 27.5 |
| **55** | 0.04702 | 4,254 | 0.00963 | 90,467 | 441,698 | 0.94212 | 2,110,101 | 23.3 |
| **60** | 0.06927 | 5,972 | 0.01435 | 86,212 | 416,132 | 0.91829 | 1,668,403 | 19.4 |
| **65** | 0.09507 | 7,628 | 0.01996 | 80,240 | 382,131 | 0.86410 | 1,252,271 | 15.6 |
| **70** | 0.18102 | 13,144 | 0.03981 | 72,612 | 330,201 | 0.78103 | 870,140 | 12.0 |
| **75** | 0.26532 | 15,778 | 0.06118 | 59,468 | 257,895 | 0.52236 [c] | 539,940 | 9.1 |
| **80+** | 1.00000 | 43,690 | 0.15490 | 43,690 | 282,045 | - | 282,045 | 6.5 |
| **Lelaki** *Male* | | | | | | | | |
| **0** | 0.00747 | 747 | 0.00752 | 100,000 | 99,301 | 0.99205 [a] | 7,247,183 | 72.5 |
| **1** | 0.00122 | 121 | 0.00031 | 99,253 | 396,726 | 0.99891 [b] | 7,147,882 | 72.0 |
| **5** | 0.00069 | 69 | 0.00014 | 99,132 | 495,489 | 0.99902 | 6,751,156 | 68.1 |
| **10** | 0.00127 | 126 | 0.00025 | 99,063 | 495,003 | 0.99724 | 6,255,667 | 63.1 |
| **15** | 0.00424 | 420 | 0.00085 | 98,938 | 493,639 | 0.99557 | 5,760,664 | 58.2 |
| **20** | 0.00461 | 454 | 0.00092 | 98,518 | 491,453 | 0.99541 | 5,267,026 | 53.5 |
| **25** | 0.00458 | 449 | 0.00092 | 98,064 | 489,195 | 0.99418 | 4,775,572 | 48.7 |
| **30** | 0.00707 | 690 | 0.00142 | 97,615 | 486,347 | 0.99113 | 4,286,377 | 43.9 |
| **35** | 0.01068 | 1,035 | 0.00215 | 96,924 | 482,033 | 0.98656 | 3,800,030 | 39.2 |
| **40** | 0.01623 | 1,556 | 0.00327 | 95,889 | 475,556 | 0.97903 | 3,317,997 | 34.6 |
| **45** | 0.02579 | 2,433 | 0.00523 | 94,333 | 465,584 | 0.96759 | 2,842,441 | 30.1 |
| **50** | 0.03921 | 3,603 | 0.00800 | 91,900 | 450,493 | 0.95109 | 2,376,857 | 25.9 |
| **55** | 0.05902 | 5,211 | 0.01216 | 88,297 | 428,459 | 0.92873 | 1,926,363 | 21.8 |
| **60** | 0.08430 | 7,004 | 0.01760 | 83,086 | 397,922 | 0.89932 | 1,497,905 | 18.0 |
| **65** | 0.11858 | 9,022 | 0.02521 | 76,082 | 357,858 | 0.83366 | 1,099,983 | 14.5 |
| **70** | 0.22052 | 14,788 | 0.04957 | 67,061 | 298,333 | 0.74595 | 742,125 | 11.1 |
| **75** | 0.29708 | 15,529 | 0.06978 | 52,273 | 222,541 | 0.49855 [c] | 443,792 | 8.5 |
| **80+** | 1.00000 | 36,744 | 0.16607 | 36,744 | 221,251 | - | 221,251 | 6.0 |
| **Perempuan** *Female* | | | | | | | | |
| **0** | 0.00600 | 600 | 0.00604 | 100,000 | 99,441 | 0.99349 [a] | 7,722,400 | 77.2 |
| **1** | 0.00119 | 118 | 0.00030 | 99,400 | 397,305 | 0.99900 [b] | 7,622,959 | 76.7 |
| **5** | 0.00064 | 63 | 0.00013 | 99,282 | 496,249 | 0.99929 | 7,225,654 | 72.8 |
| **10** | 0.00078 | 77 | 0.00016 | 99,218 | 495,898 | 0.99904 | 6,729,405 | 67.8 |
| **15** | 0.00114 | 113 | 0.00023 | 99,141 | 495,423 | 0.99860 | 6,233,506 | 62.9 |
| **20** | 0.00166 | 164 | 0.00033 | 99,028 | 494,729 | 0.99808 | 5,738,083 | 57.9 |
| **25** | 0.00219 | 216 | 0.00044 | 98,864 | 493,777 | 0.99718 | 5,243,354 | 53.0 |
| **30** | 0.00345 | 340 | 0.00069 | 98,647 | 492,385 | 0.99502 | 4,749,578 | 48.1 |
| **35** | 0.00652 | 641 | 0.00131 | 98,307 | 489,931 | 0.99240 | 4,257,192 | 43.3 |
| **40** | 0.00867 | 847 | 0.00174 | 97,666 | 486,210 | 0.98794 | 3,767,261 | 38.6 |
| **45** | 0.01547 | 1,498 | 0.00312 | 96,818 | 480,348 | 0.98046 | 3,281,051 | 33.9 |
| **50** | 0.02367 | 2,256 | 0.00479 | 95,321 | 470,963 | 0.97099 | 2,800,704 | 29.4 |
| **55** | 0.03449 | 3,209 | 0.00702 | 93,065 | 457,300 | 0.95643 | 2,329,741 | 25.0 |
| **60** | 0.05299 | 4,761 | 0.01089 | 89,855 | 437,374 | 0.93772 | 1,872,441 | 20.8 |
| **65** | 0.07210 | 6,135 | 0.01496 | 85,094 | 410,133 | 0.89378 | 1,435,067 | 16.9 |
| **70** | 0.14300 | 11,291 | 0.03080 | 78,959 | 366,568 | 0.81426 | 1,024,934 | 13.0 |
| **75** | 0.23562 | 15,944 | 0.05342 | 67,668 | 298,481 | 0.54663 [c] | 658,366 | 9.7 |
| **80+** | 1.00000 | 51,724 | 0.14372 | 51,724 | 359,885 | - | 359,885 | 7.0 |

**Nota:** *Notes:*

[a] **Daripada umur 0 hingga kumpulan umur 1-4**
*From age of 0 to age group 1-4*

[b] **Daripada umur 0, kumpulan umur 1-4 hingga kumpulan umur 5-9**
*From age of 0, age group 1-4 to age group 5-9*

[c] **Daripada umur 75 hingga 80+**
*From age of 75 to 80+*

[p] **Permulaan**
*Preliminary*

**Jadual 4.1.1: Jadual hayat ringkas mengikut jantina dan umur, Batu Pahat, Johor, 2025[P]**

*Table 4.1.1: Abridged life table by sex and age, Batu Pahat, Johor, 2025 [P]*

| **Umur** *Age* | **Kebarangkalian mati di antara umur x dan umur x+n** *Probability of dying between age x and age x+n* | **Bilangan kematian di antara umur x dan umur x+n** *Number of deaths between age x and age x+n* | **Kadar tengah mortaliti di antara umur x dan umur x+n** *Central mortality rate between age x and age x+n* | **Penakat (orang yang masih hidup) pada umur tepat x** *Survivors at exact age x* | **Bilangan orang hidup-tahun di antara umur x dan umur x+n** *Number of person-years lived between age x and age x+n* | **Nisbah ketakatan** *Survival ratio* | **Jumlah bilangan orang hidup-tahun selepas umur tepat x** *Total number of person-years lived after exact age x* | **Jangkaan hayat** *Life expectancy* |
|---|---|---|---|---|---|---|---|---|
| **x** | $_nq_x$ | $_nd_x$ | $_nm_x$ | $l_x$ | $_nL_x$ | $_nS_x$ | $T_x$ | $e_x$ |
| **Lelaki dan Perempuan** *Both sexes* | | | | | | | | |
| **0** | 0.00654 | 654 | 0.00658 | 100,000 | 99,392 | 0.99301 [a] | 7,459,768 | 74.6 |
| **1** | 0.00110 | 110 | 0.00028 | 99,346 | 397,112 | 0.99908 [b] | 7,360,377 | 74.1 |
| **5** | 0.00055 | 55 | 0.00011 | 99,236 | 496,046 | 0.99930 | 6,963,265 | 70.2 |
| **10** | 0.00084 | 84 | 0.00017 | 99,182 | 495,700 | 0.99851 | 6,467,219 | 65.2 |
| **15** | 0.00213 | 211 | 0.00043 | 99,098 | 494,964 | 0.99731 | 5,971,519 | 60.3 |
| **20** | 0.00325 | 321 | 0.00065 | 98,887 | 493,634 | 0.99691 | 5,476,556 | 55.4 |
| **25** | 0.00293 | 289 | 0.00059 | 98,566 | 492,110 | 0.99582 | 4,982,922 | 50.6 |
| **30** | 0.00543 | 534 | 0.00109 | 98,278 | 490,054 | 0.99357 | 4,490,812 | 45.7 |
| **35** | 0.00744 | 727 | 0.00149 | 97,744 | 486,903 | 0.99054 | 4,000,758 | 40.9 |
| **40** | 0.01150 | 1,115 | 0.00231 | 97,017 | 482,298 | 0.98398 | 3,513,855 | 36.2 |
| **45** | 0.02059 | 1,975 | 0.00416 | 95,902 | 474,572 | 0.97420 | 3,031,557 | 31.6 |
| **50** | 0.03112 | 2,923 | 0.00632 | 93,927 | 462,328 | 0.95979 | 2,556,985 | 27.2 |
| **55** | 0.04959 | 4,513 | 0.01017 | 91,004 | 443,737 | 0.93795 | 2,094,657 | 23.0 |
| **60** | 0.07516 | 6,500 | 0.01562 | 86,491 | 416,203 | 0.91330 | 1,650,920 | 19.1 |
| **65** | 0.09918 | 7,933 | 0.02087 | 79,990 | 380,119 | 0.86301 | 1,234,717 | 15.4 |
| **70** | 0.17897 | 12,896 | 0.03931 | 72,057 | 328,044 | 0.77554 | 854,599 | 11.9 |
| **75** | 0.27986 | 16,557 | 0.06508 | 59,161 | 254,411 | 0.51684 [c] | 526,554 | 8.9 |
| **80+** | 1.00000 | 42,604 | 0.15655 | 42,604 | 272,143 | - | 272,143 | 6.4 |
| **Lelaki** *Male* | | | | | | | | |
| **0** | 0.00756 | 756 | 0.00762 | 100,000 | 99,292 | 0.99209 [a] | 7,233,278 | 72.3 |
| **1** | 0.00095 | 95 | 0.00024 | 99,244 | 396,751 | 0.99912 [b] | 7,133,986 | 71.9 |
| **5** | 0.00056 | 55 | 0.00011 | 99,149 | 495,608 | 0.99914 | 6,737,235 | 68.0 |
| **10** | 0.00117 | 116 | 0.00023 | 99,094 | 495,179 | 0.99770 | 6,241,627 | 63.0 |
| **15** | 0.00342 | 338 | 0.00069 | 98,978 | 494,043 | 0.99602 | 5,746,448 | 58.1 |
| **20** | 0.00455 | 449 | 0.00091 | 98,639 | 492,075 | 0.99578 | 5,252,405 | 53.2 |
| **25** | 0.00388 | 381 | 0.00078 | 98,190 | 490,000 | 0.99455 | 4,760,331 | 48.5 |
| **30** | 0.00703 | 687 | 0.00141 | 97,809 | 487,328 | 0.99184 | 4,270,331 | 43.7 |
| **35** | 0.00930 | 903 | 0.00187 | 97,122 | 483,352 | 0.98777 | 3,783,003 | 39.0 |
| **40** | 0.01519 | 1,462 | 0.00306 | 96,219 | 477,440 | 0.98030 | 3,299,651 | 34.3 |
| **45** | 0.02427 | 2,300 | 0.00491 | 94,757 | 468,037 | 0.96981 | 2,822,211 | 29.8 |
| **50** | 0.03626 | 3,352 | 0.00739 | 92,457 | 453,907 | 0.95125 | 2,354,175 | 25.5 |
| **55** | 0.06171 | 5,499 | 0.01274 | 89,105 | 431,779 | 0.92019 | 1,900,268 | 21.3 |
| **60** | 0.09910 | 8,285 | 0.02085 | 83,606 | 397,318 | 0.88434 | 1,468,489 | 17.6 |
| **65** | 0.13405 | 10,096 | 0.02873 | 75,321 | 351,364 | 0.82559 | 1,071,171 | 14.2 |
| **70** | 0.22101 | 14,415 | 0.04969 | 65,225 | 290,084 | 0.74621 | 719,807 | 11.0 |
| **75** | 0.29587 | 15,033 | 0.06945 | 50,809 | 216,463 | 0.49627 [c] | 429,723 | 8.5 |
| **80+** | 1.00000 | 35,776 | 0.16776 | 35,776 | 213,261 | - | 213,261 | 6.0 |
| **Perempuan** *Female* | | | | | | | | |
| **0** | 0.00541 | 541 | 0.00543 | 100,000 | 99,495 | 0.99404 [a] | 7,723,246 | 77.2 |
| **1** | 0.00127 | 126 | 0.00032 | 99,459 | 397,524 | 0.99902 [b] | 7,623,751 | 76.7 |
| **5** | 0.00055 | 54 | 0.00011 | 99,333 | 496,531 | 0.99948 | 7,226,227 | 72.7 |
| **10** | 0.00049 | 48 | 0.00010 | 99,279 | 496,274 | 0.99942 | 6,729,696 | 67.8 |
| **15** | 0.00068 | 68 | 0.00014 | 99,231 | 495,984 | 0.99887 | 6,233,422 | 62.8 |
| **20** | 0.00158 | 157 | 0.00032 | 99,163 | 495,423 | 0.99839 | 5,737,438 | 57.9 |
| **25** | 0.00164 | 163 | 0.00033 | 99,006 | 494,624 | 0.99744 | 5,242,015 | 52.9 |
| **30** | 0.00348 | 344 | 0.00070 | 98,843 | 493,358 | 0.99565 | 4,747,391 | 48.0 |
| **35** | 0.00522 | 514 | 0.00105 | 98,500 | 491,213 | 0.99369 | 4,254,034 | 43.2 |
| **40** | 0.00740 | 725 | 0.00149 | 97,985 | 488,114 | 0.98811 | 3,762,821 | 38.4 |
| **45** | 0.01640 | 1,596 | 0.00331 | 97,260 | 482,312 | 0.97900 | 3,274,707 | 33.7 |
| **50** | 0.02566 | 2,455 | 0.00520 | 95,665 | 472,186 | 0.96858 | 2,792,395 | 29.2 |
| **55** | 0.03733 | 3,480 | 0.00761 | 93,210 | 457,349 | 0.95652 | 2,320,209 | 24.9 |
| **60** | 0.04986 | 4,474 | 0.01023 | 89,730 | 437,464 | 0.94210 | 1,862,861 | 20.8 |
| **65** | 0.06635 | 5,657 | 0.01373 | 85,256 | 412,136 | 0.89826 | 1,425,397 | 16.7 |
| **70** | 0.13964 | 11,115 | 0.03002 | 79,599 | 370,207 | 0.80247 | 1,013,261 | 12.7 |
| **75** | 0.26482 | 18,136 | 0.06105 | 68,484 | 297,079 | 0.53802 [c] | 643,055 | 9.4 |
| **80+** | 1.00000 | 50,348 | 0.14552 | 50,348 | 345,976 | - | 345,976 | 6.9 |

**Nota:** *Notes:*

[a] **Daripada umur 0 hingga kumpulan umur 1-4**
*From age of 0 to age group 1-4*

[b] **Daripada umur 0, kumpulan umur 1-4 hingga kumpulan umur 5-9**
*From age of 0, age group 1-4 to age group 5-9*

[c] **Daripada umur 75 hingga 80+**
*From age of 75 to 80+*

[P] **Permulaan**
*Preliminary*

**Jadual 4.1.2: Jadual hayat ringkas mengikut jantina dan umur, Johor Bahru, Johor, 2025[p]**

*Table 4.1.2: Abridged life table by sex and age, Johor Bahru, Johor, 2025 [p]*

| **Umur** *Age* | **Kebarangkalian mati di antara umur x dan umur x+n** *Probability of dying between age x and age x+n* | **Bilangan kematian di antara umur x dan umur x+n** *Number of deaths between age x and age x+n* | **Kadar tengah mortaliti di antara umur x dan umur x+n** *Central mortality rate between age x and age x+n* | **Penakat (orang yang masih hidup) pada umur tepat x** *Survivors at exact age x* | **Bilangan orang hidup-tahun di antara umur x dan umur x+n** *Number of person-years lived between age x and age x+n* | **Nisbah ketakatan** *Survival ratio* | **Jumlah bilangan orang hidup-tahun selepas umur tepat x** *Total number of person-years lived after exact age x* | **Jangkaan hayat** *Life expectancy* |
|---|---|---|---|---|---|---|---|---|
| **x** | $_nq_x$ | $_nd_x$ | $_nm_x$ | $l_x$ | $_nL_x$ | $_nS_x$ | $T_x$ | $e_x$ |
| **Lelaki dan Perempuan** *Both sexes* | | | | | | | | |
| **0** | 0.00676 | 676 | 0.00680 | 100,000 | 99,372 | 0.99266 [a] | 7,619,822 | 76.2 |
| **1** | 0.00137 | 136 | 0.00034 | 99,324 | 396,957 | 0.99891 [b] | 7,520,451 | 75.7 |
| **5** | 0.00061 | 60 | 0.00012 | 99,188 | 495,787 | 0.99928 | 7,123,494 | 71.8 |
| **10** | 0.00082 | 82 | 0.00016 | 99,127 | 495,432 | 0.99834 | 6,627,707 | 66.9 |
| **15** | 0.00250 | 248 | 0.00050 | 99,046 | 494,608 | 0.99724 | 6,132,276 | 61.9 |
| **20** | 0.00302 | 299 | 0.00061 | 98,798 | 493,242 | 0.99674 | 5,637,668 | 57.1 |
| **25** | 0.00349 | 344 | 0.00070 | 98,499 | 491,636 | 0.99575 | 5,144,426 | 52.2 |
| **30** | 0.00501 | 491 | 0.00100 | 98,155 | 489,548 | 0.99337 | 4,652,789 | 47.4 |
| **35** | 0.00826 | 807 | 0.00166 | 97,664 | 486,302 | 0.98986 | 4,163,241 | 42.6 |
| **40** | 0.01204 | 1,166 | 0.00242 | 96,857 | 481,370 | 0.98431 | 3,676,939 | 38.0 |
| **45** | 0.01938 | 1,855 | 0.00391 | 95,691 | 473,818 | 0.97535 | 3,195,569 | 33.4 |
| **50** | 0.03002 | 2,817 | 0.00610 | 93,836 | 462,138 | 0.96375 | 2,721,751 | 29.0 |
| **55** | 0.04268 | 3,884 | 0.00872 | 91,019 | 445,385 | 0.94810 | 2,259,613 | 24.8 |
| **60** | 0.06154 | 5,363 | 0.01270 | 87,135 | 422,267 | 0.92976 | 1,814,229 | 20.8 |
| **65** | 0.07950 | 6,501 | 0.01656 | 81,772 | 392,609 | 0.88990 | 1,391,961 | 17.0 |
| **70** | 0.14334 | 10,789 | 0.03088 | 75,272 | 349,385 | 0.83126 | 999,352 | 13.3 |
| **75** | 0.19839 | 12,792 | 0.04405 | 64,482 | 290,431 | 0.55316 [c] | 649,968 | 10.1 |
| **80+** | 1.00000 | 51,690 | 0.14377 | 51,690 | 359,537 | - | 359,537 | 7.0 |
| **Lelaki** *Male* | | | | | | | | |
| **0** | 0.00741 | 741 | 0.00746 | 100,000 | 99,306 | 0.99207 [a] | 7,426,542 | 74.3 |
| **1** | 0.00129 | 128 | 0.00032 | 99,259 | 396,731 | 0.99891 [b] | 7,327,236 | 73.8 |
| **5** | 0.00063 | 63 | 0.00013 | 99,131 | 495,495 | 0.99925 | 6,930,505 | 69.9 |
| **10** | 0.00086 | 86 | 0.00017 | 99,068 | 495,124 | 0.99771 | 6,435,009 | 65.0 |
| **15** | 0.00371 | 367 | 0.00074 | 98,982 | 493,992 | 0.99612 | 5,939,885 | 60.0 |
| **20** | 0.00405 | 400 | 0.00081 | 98,615 | 492,073 | 0.99576 | 5,445,894 | 55.2 |
| **25** | 0.00443 | 435 | 0.00089 | 98,215 | 489,986 | 0.99452 | 4,953,820 | 50.4 |
| **30** | 0.00654 | 639 | 0.00131 | 97,779 | 487,299 | 0.99199 | 4,463,835 | 45.7 |
| **35** | 0.00950 | 923 | 0.00191 | 97,140 | 483,394 | 0.98776 | 3,976,536 | 40.9 |
| **40** | 0.01501 | 1,444 | 0.00302 | 96,218 | 477,478 | 0.98063 | 3,493,141 | 36.3 |
| **45** | 0.02380 | 2,255 | 0.00482 | 94,773 | 468,230 | 0.96942 | 3,015,664 | 31.8 |
| **50** | 0.03753 | 3,472 | 0.00765 | 92,518 | 453,911 | 0.95495 | 2,547,434 | 27.5 |
| **55** | 0.05287 | 4,707 | 0.01086 | 89,046 | 433,461 | 0.93693 | 2,093,524 | 23.5 |
| **60** | 0.07385 | 6,228 | 0.01534 | 84,338 | 406,122 | 0.91539 | 1,660,062 | 19.7 |
| **65** | 0.09624 | 7,517 | 0.02022 | 78,110 | 371,758 | 0.86829 | 1,253,940 | 16.1 |
| **70** | 0.17095 | 12,068 | 0.03738 | 70,593 | 322,796 | 0.80595 | 882,182 | 12.5 |
| **75** | 0.22192 | 12,988 | 0.04992 | 58,525 | 260,157 | 0.53492 [c] | 559,386 | 9.6 |
| **80+** | 1.00000 | 45,537 | 0.15218 | 45,537 | 299,230 | - | 299,230 | 6.6 |
| **Perempuan** *Female* | | | | | | | | |
| **0** | 0.00606 | 606 | 0.00610 | 100,000 | 99,435 | 0.99330 [a] | 7,847,379 | 78.5 |
| **1** | 0.00146 | 145 | 0.00037 | 99,394 | 397,214 | 0.99889 [b] | 7,747,944 | 78.0 |
| **5** | 0.00058 | 58 | 0.00012 | 99,249 | 496,098 | 0.99932 | 7,350,730 | 74.1 |
| **10** | 0.00078 | 77 | 0.00016 | 99,191 | 495,759 | 0.99905 | 6,854,632 | 69.1 |
| **15** | 0.00113 | 112 | 0.00023 | 99,113 | 495,287 | 0.99861 | 6,358,873 | 64.2 |
| **20** | 0.00166 | 164 | 0.00033 | 99,002 | 494,597 | 0.99809 | 5,863,586 | 59.2 |
| **25** | 0.00216 | 214 | 0.00043 | 98,837 | 493,652 | 0.99737 | 5,368,989 | 54.3 |
| **30** | 0.00309 | 305 | 0.00062 | 98,624 | 492,356 | 0.99509 | 4,875,337 | 49.4 |
| **35** | 0.00673 | 661 | 0.00135 | 98,319 | 489,940 | 0.99234 | 4,382,981 | 44.6 |
| **40** | 0.00860 | 840 | 0.00173 | 97,657 | 486,186 | 0.98861 | 3,893,041 | 39.9 |
| **45** | 0.01419 | 1,374 | 0.00286 | 96,817 | 480,651 | 0.98204 | 3,406,855 | 35.2 |
| **50** | 0.02178 | 2,079 | 0.00440 | 95,443 | 472,018 | 0.97319 | 2,926,204 | 30.7 |
| **55** | 0.03195 | 2,983 | 0.00649 | 93,364 | 459,362 | 0.96012 | 2,454,186 | 26.3 |
| **60** | 0.04807 | 4,344 | 0.00985 | 90,381 | 441,043 | 0.94456 | 1,994,824 | 22.1 |
| **65** | 0.06319 | 5,436 | 0.01305 | 86,036 | 416,591 | 0.91087 | 1,553,781 | 18.1 |
| **70** | 0.11683 | 9,416 | 0.02482 | 80,600 | 379,459 | 0.85523 | 1,137,190 | 14.1 |
| **75** | 0.17640 | 12,557 | 0.03869 | 71,184 | 324,526 | 0.57171 [c] | 757,732 | 10.6 |
| **80+** | 1.00000 | 58,627 | 0.13533 | 58,627 | 433,205 | - | 433,205 | 7.4 |

**Nota:** *Notes:*

[a] **Daripada umur 0 hingga kumpulan umur 1-4**
*From age of 0 to age group 1-4*

[b] **Daripada umur 0, kumpulan umur 1-4 hingga kumpulan umur 5-9**
*From age of 0, age group 1-4 to age group 5-9*

[c] **Daripada umur 75 hingga 80+**
*From age of 75 to 80+*

[p] **Permulaan**
*Preliminary*

**Jadual 4.1.3: Jadual hayat ringkas mengikut jantina dan umur, Kluang, Johor, 2025[p]**

*Table 4.1.3: Abridged life table by sex and age, Kluang, Johor, 2025 [p]*

| **Umur** *Age* | **Kebarangkalian mati di antara umur x dan umur x+n** *Probability of dying between age x and age x+n* | **Bilangan kematian di antara umur x dan umur x+n** *Number of deaths between age x and age x+n* | **Kadar tengah mortaliti di antara umur x dan umur x+n** *Central mortality rate between age x and age x+n* | **Penakat (orang yang masih hidup) pada umur tepat x** *Survivors at exact age x* | **Bilangan orang hidup-tahun di antara umur x dan umur x+n** *Number of person-years lived between age x and age x+n* | **Nisbah ketakatan** *Survival ratio* | **Jumlah bilangan orang hidup-tahun selepas umur tepat x** *Total number of person-years lived after exact age x* | **Jangkaan hayat** *Life expectancy* |
|---|---|---|---|---|---|---|---|---|
| **x** | $_nq_x$ | $_nd_x$ | $_nm_x$ | $l_x$ | $_nL_x$ | $_nS_x$ | $T_x$ | $e_x$ |
| **Lelaki dan Perempuan** *Both sexes* | | | | | | | | |
| **0** | 0.00799 | 799 | 0.00805 | 100,000 | 99,260 | 0.99140 [a] | 7,249,765 | 72.5 |
| **1** | 0.00148 | 146 | 0.00037 | 99,201 | 396,438 | 0.99859 [b] | 7,150,505 | 72.1 |
| **5** | 0.00110 | 109 | 0.00022 | 99,054 | 494,998 | 0.99905 | 6,754,067 | 68.2 |
| **10** | 0.00081 | 80 | 0.00016 | 98,945 | 494,526 | 0.99825 | 6,259,069 | 63.3 |
| **15** | 0.00270 | 267 | 0.00054 | 98,865 | 493,659 | 0.99649 | 5,764,544 | 58.3 |
| **20** | 0.00432 | 426 | 0.00087 | 98,598 | 491,926 | 0.99608 | 5,270,885 | 53.5 |
| **25** | 0.00351 | 344 | 0.00070 | 98,172 | 490,000 | 0.99461 | 4,778,959 | 48.7 |
| **30** | 0.00727 | 711 | 0.00146 | 97,828 | 487,360 | 0.99049 | 4,288,959 | 43.8 |
| **35** | 0.01177 | 1,143 | 0.00237 | 97,116 | 482,725 | 0.98653 | 3,801,598 | 39.1 |
| **40** | 0.01519 | 1,458 | 0.00306 | 95,974 | 476,224 | 0.97876 | 3,318,873 | 34.6 |
| **45** | 0.02738 | 2,588 | 0.00555 | 94,516 | 466,110 | 0.97029 | 2,842,649 | 30.1 |
| **50** | 0.03212 | 2,952 | 0.00653 | 91,928 | 452,260 | 0.95818 | 2,376,539 | 25.9 |
| **55** | 0.05184 | 4,613 | 0.01064 | 88,976 | 433,347 | 0.93708 | 1,924,279 | 21.6 |
| **60** | 0.07460 | 6,293 | 0.01550 | 84,363 | 406,081 | 0.90333 | 1,490,932 | 17.7 |
| **65** | 0.12053 | 9,410 | 0.02565 | 78,070 | 366,824 | 0.82397 | 1,084,851 | 13.9 |
| **70** | 0.23914 | 16,419 | 0.05432 | 68,660 | 302,251 | 0.71432 | 718,027 | 10.5 |
| **75** | 0.34684 | 18,119 | 0.08392 | 52,241 | 215,906 | 0.48072 [c] | 415,776 | 8.0 |
| **80+** | 1.00000 | 34,122 | 0.17072 | 34,122 | 199,870 | - | 199,870 | 5.9 |
| **Lelaki** *Male* | | | | | | | | |
| **0** | 0.00903 | 903 | 0.00910 | 100,000 | 99,159 | 0.99022 [a] | 7,049,925 | 70.5 |
| **1** | 0.00186 | 184 | 0.00046 | 99,097 | 395,953 | 0.99838 [b] | 6,950,765 | 70.1 |
| **5** | 0.00103 | 102 | 0.00021 | 98,913 | 494,312 | 0.99881 | 6,554,812 | 66.3 |
| **10** | 0.00135 | 133 | 0.00027 | 98,811 | 493,723 | 0.99727 | 6,060,501 | 61.3 |
| **15** | 0.00412 | 406 | 0.00082 | 98,678 | 492,375 | 0.99501 | 5,566,778 | 56.4 |
| **20** | 0.00587 | 577 | 0.00118 | 98,272 | 489,918 | 0.99536 | 5,074,402 | 51.6 |
| **25** | 0.00340 | 333 | 0.00068 | 97,695 | 487,644 | 0.99322 | 4,584,484 | 46.9 |
| **30** | 0.01017 | 990 | 0.00204 | 97,363 | 484,338 | 0.98782 | 4,096,840 | 42.1 |
| **35** | 0.01421 | 1,370 | 0.00286 | 96,373 | 478,440 | 0.98308 | 3,612,501 | 37.5 |
| **40** | 0.01966 | 1,868 | 0.00397 | 95,003 | 470,346 | 0.97358 | 3,134,062 | 33.0 |
| **45** | 0.03332 | 3,103 | 0.00678 | 93,135 | 457,919 | 0.96362 | 2,663,715 | 28.6 |
| **50** | 0.03954 | 3,560 | 0.00807 | 90,032 | 441,260 | 0.94827 | 2,205,797 | 24.5 |
| **55** | 0.06443 | 5,571 | 0.01331 | 86,472 | 418,432 | 0.92481 | 1,764,537 | 20.4 |
| **60** | 0.08669 | 7,014 | 0.01812 | 80,901 | 386,970 | 0.88242 | 1,346,105 | 16.6 |
| **65** | 0.15140 | 11,186 | 0.03276 | 73,887 | 341,470 | 0.79744 | 959,135 | 13.0 |
| **70** | 0.26286 | 16,481 | 0.06053 | 62,701 | 272,301 | 0.68753 | 617,664 | 9.9 |
| **75** | 0.37977 | 17,553 | 0.09376 | 46,220 | 187,216 | 0.45791 [c] | 345,363 | 7.5 |
| **80+** | 1.00000 | 28,667 | 0.18127 | 28,667 | 158,147 | - | 158,147 | 5.5 |
| **Perempuan** *Female* | | | | | | | | |
| **0** | 0.00688 | 688 | 0.00693 | 100,000 | 99,361 | 0.99269 [a] | 7,511,583 | 75.1 |
| **1** | 0.00107 | 106 | 0.00027 | 99,312 | 396,983 | 0.99878 [b] | 7,412,222 | 74.6 |
| **5** | 0.00117 | 116 | 0.00023 | 99,205 | 495,737 | 0.99929 | 7,015,239 | 70.7 |
| **10** | 0.00025 | 25 | 0.00005 | 99,090 | 495,385 | 0.99934 | 6,519,502 | 65.8 |
| **15** | 0.00107 | 106 | 0.00021 | 99,065 | 495,059 | 0.99851 | 6,024,116 | 60.8 |
| **20** | 0.00191 | 189 | 0.00038 | 98,959 | 494,323 | 0.99721 | 5,529,057 | 55.9 |
| **25** | 0.00368 | 363 | 0.00074 | 98,770 | 492,942 | 0.99660 | 5,034,735 | 51.0 |
| **30** | 0.00312 | 307 | 0.00062 | 98,407 | 491,266 | 0.99424 | 4,541,793 | 46.2 |
| **35** | 0.00841 | 825 | 0.00169 | 98,100 | 488,436 | 0.99096 | 4,050,527 | 41.3 |
| **40** | 0.00967 | 941 | 0.00194 | 97,275 | 484,020 | 0.98519 | 3,562,091 | 36.6 |
| **45** | 0.01999 | 1,926 | 0.00404 | 96,334 | 476,854 | 0.97822 | 3,078,070 | 32.0 |
| **50** | 0.02361 | 2,229 | 0.00478 | 94,408 | 466,466 | 0.96923 | 2,601,217 | 27.6 |
| **55** | 0.03811 | 3,513 | 0.00777 | 92,179 | 452,111 | 0.95064 | 2,134,751 | 23.2 |
| **60** | 0.06105 | 5,413 | 0.01259 | 88,666 | 429,796 | 0.92626 | 1,682,639 | 19.0 |
| **65** | 0.08724 | 7,263 | 0.01824 | 83,253 | 398,105 | 0.85383 | 1,252,843 | 15.0 |
| **70** | 0.21072 | 16,012 | 0.04711 | 75,989 | 339,915 | 0.74563 | 854,739 | 11.2 |
| **75** | 0.30967 | 18,573 | 0.07328 | 59,977 | 253,452 | 0.50769 [c] | 514,824 | 8.6 |
| **80+** | 1.00000 | 41,404 | 0.15841 | 41,404 | 261,372 | - | 261,372 | 6.3 |

**Nota:** *Notes:*

[a] **Daripada umur 0 hingga kumpulan umur 1-4**
*From age of 0 to age group 1-4*

[b] **Daripada umur 0, kumpulan umur 1-4 hingga kumpulan umur 5-9**
*From age of 0, age group 1-4 to age group 5-9*

[c] **Daripada umur 75 hingga 80+**
*From age of 75 to 80+*

[p] **Permulaan**
*Preliminary*

**Jadual 4.1.4: Jadual hayat ringkas mengikut jantina dan umur, Kota Tinggi, Johor, 2025[p]**

*Table 4.1.4: Abridged life table by sex and age, Kota Tinggi, Johor, 2025[p]*

| Umur *Age* | Kebarangkalian mati di antara umur x dan umur x+n *Probability of dying between age x and age x+n* | Bilangan kematian di antara umur x dan umur x+n *Number of deaths between age x and age x+n* | Kadar tengah mortaliti di antara umur x dan umur x+n *Central mortality rate between age x and age x+n* | Penakat (orang yang masih hidup) pada umur tepat x *Survivors at exact age x* | Bilangan orang hidup-tahun di antara umur x dan umur x+n *Number of person-years lived between age x and age x+n* | Nisbah ketakatan *Survival ratio* | Jumlah bilangan orang hidup-tahun selepas umur tepat x *Total number of person-years lived after exact age x* | Jangkaan hayat *Life expectancy* |
|---|---|---|---|---|---|---|---|---|
| x | $_nq_x$ | $_nd_x$ | $_nm_x$ | $l_x$ | $_nL_x$ | $_nS_x$ | $T_x$ | $e_x$ |
| **Lelaki dan Perempuan** *Both sexes* | | | | | | | | |
| **0** | 0.00566 | 566 | 0.00569 | 100,000 | 99,472 | 0.99379 [a] | 6,988,177 | 69.9 |
| **1** | 0.00126 | 125 | 0.00031 | 99,434 | 397,425 | 0.99885 [b] | 6,888,705 | 69.3 |
| **5** | 0.00088 | 88 | 0.00018 | 99,309 | 496,325 | 0.99884 | 6,491,279 | 65.4 |
| **10** | 0.00143 | 142 | 0.00029 | 99,221 | 495,750 | 0.99725 | 5,994,954 | 60.4 |
| **15** | 0.00407 | 403 | 0.00082 | 99,079 | 494,386 | 0.99554 | 5,499,204 | 55.5 |
| **20** | 0.00485 | 479 | 0.00097 | 98,676 | 492,181 | 0.99482 | 5,004,818 | 50.7 |
| **25** | 0.00550 | 540 | 0.00110 | 98,197 | 489,633 | 0.99318 | 4,512,636 | 46.0 |
| **30** | 0.00814 | 795 | 0.00163 | 97,656 | 486,296 | 0.98892 | 4,023,003 | 41.2 |
| **35** | 0.01405 | 1,361 | 0.00283 | 96,862 | 480,907 | 0.98346 | 3,536,707 | 36.5 |
| **40** | 0.01906 | 1,820 | 0.00385 | 95,501 | 472,954 | 0.97396 | 3,055,801 | 32.0 |
| **45** | 0.03316 | 3,106 | 0.00674 | 93,681 | 460,639 | 0.95847 | 2,582,846 | 27.6 |
| **50** | 0.05019 | 4,546 | 0.01030 | 90,575 | 441,510 | 0.94336 | 2,122,207 | 23.4 |
| **55** | 0.06342 | 5,456 | 0.01310 | 86,029 | 416,504 | 0.92357 | 1,680,697 | 19.5 |
| **60** | 0.09031 | 7,276 | 0.01892 | 80,573 | 384,673 | 0.89222 | 1,264,193 | 15.7 |
| **65** | 0.12700 | 9,308 | 0.02712 | 73,296 | 343,211 | 0.77816 | 879,520 | 12.0 |
| **70** | 0.33048 | 21,146 | 0.07918 | 63,988 | 267,074 | 0.60166 | 536,309 | 8.4 |
| **75** | 0.49971 | 21,409 | 0.13323 | 42,842 | 160,686 | 0.40317 [c] | 269,235 | 6.3 |
| **80+** | 1.00000 | 21,433 | 0.19745 | 21,433 | 108,549 | - | 108,549 | 5.1 |
| **Lelaki** *Male* | | | | | | | | |
| **0** | 0.00584 | 584 | 0.00587 | 100,000 | 99,451 | 0.99332 [a] | 6,771,903 | 67.7 |
| **1** | 0.00193 | 192 | 0.00048 | 99,416 | 397,209 | 0.99833 [b] | 6,672,452 | 67.1 |
| **5** | 0.00116 | 115 | 0.00023 | 99,224 | 495,830 | 0.99829 | 6,275,243 | 63.2 |
| **10** | 0.00226 | 224 | 0.00045 | 99,108 | 494,981 | 0.99584 | 5,779,413 | 58.3 |
| **15** | 0.00606 | 599 | 0.00122 | 98,884 | 492,923 | 0.99331 | 5,284,432 | 53.4 |
| **20** | 0.00733 | 720 | 0.00147 | 98,285 | 489,625 | 0.99269 | 4,791,508 | 48.8 |
| **25** | 0.00729 | 711 | 0.00146 | 97,565 | 486,046 | 0.99160 | 4,301,883 | 44.1 |
| **30** | 0.00952 | 922 | 0.00191 | 96,854 | 481,962 | 0.98752 | 3,815,837 | 39.4 |
| **35** | 0.01547 | 1,484 | 0.00312 | 95,931 | 475,946 | 0.98098 | 3,333,874 | 34.8 |
| **40** | 0.02262 | 2,137 | 0.00458 | 94,447 | 466,894 | 0.96892 | 2,857,928 | 30.3 |
| **45** | 0.03973 | 3,667 | 0.00811 | 92,310 | 452,383 | 0.95109 | 2,391,035 | 25.9 |
| **50** | 0.05848 | 5,184 | 0.01205 | 88,643 | 430,255 | 0.93043 | 1,938,651 | 21.9 |
| **55** | 0.08134 | 6,789 | 0.01696 | 83,459 | 400,324 | 0.90975 | 1,508,396 | 18.1 |
| **60** | 0.09994 | 7,663 | 0.02104 | 76,670 | 364,195 | 0.88478 | 1,108,073 | 14.5 |
| **65** | 0.13220 | 9,123 | 0.02831 | 69,008 | 322,232 | 0.74194 | 743,878 | 10.8 |
| **70** | 0.40309 | 24,139 | 0.10097 | 59,885 | 239,078 | 0.51201 | 421,646 | 7.0 |
| **75** | 0.63022 | 22,528 | 0.18404 | 35,746 | 122,411 | 0.32951 [c] | 182,568 | 5.1 |
| **80+** | 1.00000 | 13,218 | 0.21973 | 13,218 | 60,157 | - | 60,157 | 4.6 |
| **Perempuan** *Female* | | | | | | | | |
| **0** | 0.00547 | 547 | 0.00550 | 100,000 | 99,489 | 0.99433 [a] | 7,247,344 | 72.5 |
| **1** | 0.00055 | 55 | 0.00014 | 99,453 | 397,676 | 0.99935 [b] | 7,147,855 | 71.9 |
| **5** | 0.00060 | 59 | 0.00012 | 99,398 | 496,842 | 0.99941 | 6,750,179 | 67.9 |
| **10** | 0.00058 | 58 | 0.00012 | 99,339 | 496,549 | 0.99884 | 6,253,337 | 62.9 |
| **15** | 0.00173 | 172 | 0.00035 | 99,281 | 495,975 | 0.99837 | 5,756,787 | 58.0 |
| **20** | 0.00153 | 151 | 0.00031 | 99,109 | 495,166 | 0.99774 | 5,260,813 | 53.1 |
| **25** | 0.00300 | 297 | 0.00060 | 98,958 | 494,047 | 0.99532 | 4,765,647 | 48.2 |
| **30** | 0.00637 | 628 | 0.00128 | 98,661 | 491,734 | 0.99068 | 4,271,600 | 43.3 |
| **35** | 0.01229 | 1,205 | 0.00247 | 98,033 | 487,151 | 0.98635 | 3,779,866 | 38.6 |
| **40** | 0.01502 | 1,454 | 0.00303 | 96,828 | 480,503 | 0.97983 | 3,292,715 | 34.0 |
| **45** | 0.02540 | 2,422 | 0.00515 | 95,373 | 470,811 | 0.96681 | 2,812,212 | 29.5 |
| **50** | 0.04119 | 3,829 | 0.00841 | 92,951 | 455,183 | 0.95704 | 2,341,401 | 25.2 |
| **55** | 0.04481 | 3,994 | 0.00917 | 89,122 | 435,627 | 0.93800 | 1,886,218 | 21.2 |
| **60** | 0.07998 | 6,809 | 0.01666 | 85,129 | 408,620 | 0.89991 | 1,450,591 | 17.0 |
| **65** | 0.12195 | 9,551 | 0.02597 | 78,320 | 367,721 | 0.81124 | 1,041,970 | 13.3 |
| **70** | 0.26486 | 18,214 | 0.06106 | 68,769 | 298,310 | 0.68058 | 674,249 | 9.8 |
| **75** | 0.39365 | 19,901 | 0.09802 | 50,555 | 203,023 | 0.45996 [c] | 375,940 | 7.4 |
| **80+** | 1.00000 | 30,654 | 0.17728 | 30,654 | 172,917 | - | 172,917 | 5.6 |

**Nota:** *Notes:*

[a] **Daripada umur 0 hingga kumpulan umur 1-4**
*From age of 0 to age group 1-4*

[b] **Daripada umur 0, kumpulan umur 1-4 hingga kumpulan umur 5-9**
*From age of 0, age group 1-4 to age group 5-9*

[c] **Daripada umur 75 hingga 80+**
*From age of 75 to 80+*

[p] **Permulaan**
*Preliminary*

**Jadual 4.1.5: Jadual hayat ringkas mengikut jantina dan umur, Mersing, Johor, 2025[p]**

*Table 4.1.5: Abridged life table by sex and age, Mersing, Johor, 2025 [p]*

| **Umur** *Age* | **Kebarangkalian mati di antara umur x dan umur x+n** *Probability of dying between age x and age x+n* | **Bilangan kematian di antara umur x dan umur x+n** *Number of deaths between age x and age x+n* | **Kadar tengah mortaliti di antara umur x dan umur x+n** *Central mortality rate between age x and age x+n* | **Penakat (orang yang masih hidup) pada umur tepat x** *Survivors at exact age x* | **Bilangan orang hidup-tahun di antara umur x dan umur x+n** *Number of person-years lived between age x and age x+n* | **Nisbah ketakatan** *Survival ratio* | **Jumlah bilangan orang hidup-tahun selepas umur tepat x** *Total number of person-years lived after exact age x* | **Jangkaan hayat** *Life expectancy* |
|---|---|---|---|---|---|---|---|---|
| **x** | $_nq_x$ | $_nd_x$ | $_nm_x$ | $l_x$ | $_nL_x$ | $_nS_x$ | $T_x$ | $e_x$ |
| **Lelaki dan Perempuan** *Both sexes* | | | | | | | | |
| **0** | 0.00742 | 742 | 0.00747 | 100,000 | 99,311 | 0.99215 [a] | 6,988,328 | 69.9 |
| **1** | 0.00108 | 107 | 0.00027 | 99,258 | 396,764 | 0.99876 [b] | 6,889,016 | 69.4 |
| **5** | 0.00118 | 117 | 0.00024 | 99,150 | 495,460 | 0.99887 | 6,492,252 | 65.5 |
| **10** | 0.00107 | 106 | 0.00021 | 99,033 | 494,902 | 0.99674 | 5,996,793 | 60.6 |
| **15** | 0.00545 | 539 | 0.00109 | 98,927 | 493,288 | 0.99526 | 5,501,891 | 55.6 |
| **20** | 0.00402 | 396 | 0.00081 | 98,388 | 490,950 | 0.99473 | 5,008,602 | 50.9 |
| **25** | 0.00652 | 638 | 0.00131 | 97,992 | 488,363 | 0.99202 | 4,517,653 | 46.1 |
| **30** | 0.00946 | 921 | 0.00190 | 97,353 | 484,464 | 0.98964 | 4,029,290 | 41.4 |
| **35** | 0.01126 | 1,086 | 0.00227 | 96,432 | 479,447 | 0.98291 | 3,544,825 | 36.8 |
| **40** | 0.02297 | 2,191 | 0.00465 | 95,346 | 471,255 | 0.97642 | 3,065,379 | 32.1 |
| **45** | 0.02421 | 2,255 | 0.00490 | 93,156 | 460,141 | 0.96661 | 2,594,124 | 27.8 |
| **50** | 0.04280 | 3,891 | 0.00875 | 90,901 | 444,776 | 0.95122 | 2,133,983 | 23.5 |
| **55** | 0.05503 | 4,788 | 0.01132 | 87,010 | 423,080 | 0.91442 | 1,689,207 | 19.4 |
| **60** | 0.11792 | 9,695 | 0.02506 | 82,222 | 386,871 | 0.86865 | 1,266,127 | 15.4 |
| **65** | 0.14659 | 10,631 | 0.03164 | 72,527 | 336,054 | 0.75700 | 879,255 | 12.1 |
| **70** | 0.35598 | 22,033 | 0.08661 | 61,895 | 254,392 | 0.63158 | 543,201 | 8.8 |
| **75** | 0.38774 | 15,456 | 0.09620 | 39,862 | 160,669 | 0.44368 [c] | 288,809 | 7.2 |
| **80+** | 1.00000 | 24,406 | 0.19046 | 24,406 | 128,140 | - | 128,140 | 5.3 |
| **Lelaki** *Male* | | | | | | | | |
| **0** | 0.00772 | 772 | 0.00778 | 100,000 | 99,278 | 0.99188 [a] | 6,744,190 | 67.4 |
| **1** | 0.00105 | 104 | 0.00026 | 99,228 | 396,664 | 0.99906 [b] | 6,644,912 | 67.0 |
| **5** | 0.00058 | 57 | 0.00012 | 99,123 | 495,474 | 0.99866 | 6,248,248 | 63.0 |
| **10** | 0.00210 | 208 | 0.00042 | 99,066 | 494,812 | 0.99469 | 5,752,774 | 58.1 |
| **15** | 0.00853 | 843 | 0.00171 | 98,859 | 492,185 | 0.99386 | 5,257,962 | 53.2 |
| **20** | 0.00374 | 367 | 0.00075 | 98,016 | 489,161 | 0.99436 | 4,765,777 | 48.6 |
| **25** | 0.00755 | 737 | 0.00152 | 97,649 | 486,402 | 0.98994 | 4,276,616 | 43.8 |
| **30** | 0.01259 | 1,220 | 0.00253 | 96,912 | 481,509 | 0.98623 | 3,790,214 | 39.1 |
| **35** | 0.01498 | 1,433 | 0.00302 | 95,692 | 474,876 | 0.97723 | 3,308,705 | 34.6 |
| **40** | 0.03068 | 2,892 | 0.00623 | 94,259 | 464,064 | 0.96965 | 2,833,828 | 30.1 |
| **45** | 0.03002 | 2,743 | 0.00610 | 91,367 | 449,978 | 0.95518 | 2,369,764 | 25.9 |
| **50** | 0.06009 | 5,325 | 0.01239 | 88,624 | 429,808 | 0.93369 | 1,919,786 | 21.7 |
| **55** | 0.07292 | 6,074 | 0.01514 | 83,299 | 401,309 | 0.90442 | 1,489,978 | 17.9 |
| **60** | 0.12001 | 9,268 | 0.02554 | 77,225 | 362,954 | 0.85210 | 1,088,669 | 14.1 |
| **65** | 0.17958 | 12,204 | 0.03946 | 67,957 | 309,273 | 0.70235 | 725,716 | 10.7 |
| **70** | 0.44156 | 24,618 | 0.11333 | 55,753 | 217,218 | 0.55053 | 416,442 | 7.5 |
| **75** | 0.46362 | 14,435 | 0.12071 | 31,135 | 119,586 | 0.39974 [c] | 199,224 | 6.4 |
| **80+** | 1.00000 | 16,700 | 0.20970 | 16,700 | 79,637 | - | 79,637 | 4.8 |
| **Perempuan** *Female* | | | | | | | | |
| **0** | 0.00712 | 712 | 0.00717 | 100,000 | 99,339 | 0.99243 [a] | 7,307,019 | 73.1 |
| **1** | 0.00111 | 110 | 0.00028 | 99,288 | 396,877 | 0.99843 [b] | 7,207,680 | 72.6 |
| **5** | 0.00181 | 180 | 0.00036 | 99,177 | 495,438 | 0.99909 | 6,810,803 | 68.7 |
| **10** | 0.00000 | - | 0.00000 | 98,998 | 494,989 | 0.99899 | 6,315,365 | 63.8 |
| **15** | 0.00201 | 199 | 0.00040 | 98,998 | 494,491 | 0.99680 | 5,820,376 | 58.8 |
| **20** | 0.00439 | 434 | 0.00088 | 98,799 | 492,908 | 0.99525 | 5,325,885 | 53.9 |
| **25** | 0.00512 | 503 | 0.00103 | 98,365 | 490,565 | 0.99465 | 4,832,977 | 49.1 |
| **30** | 0.00558 | 546 | 0.00112 | 97,861 | 487,942 | 0.99386 | 4,342,412 | 44.4 |
| **35** | 0.00670 | 652 | 0.00134 | 97,315 | 484,947 | 0.98954 | 3,854,470 | 39.6 |
| **40** | 0.01425 | 1,377 | 0.00287 | 96,664 | 479,876 | 0.98427 | 3,369,522 | 34.9 |
| **45** | 0.01724 | 1,643 | 0.00348 | 95,287 | 472,326 | 0.97967 | 2,889,647 | 30.3 |
| **50** | 0.02347 | 2,198 | 0.00475 | 93,644 | 462,723 | 0.97017 | 2,417,321 | 25.8 |
| **55** | 0.03634 | 3,324 | 0.00740 | 91,446 | 448,919 | 0.92474 | 1,954,598 | 21.4 |
| **60** | 0.11565 | 10,192 | 0.02455 | 88,122 | 415,131 | 0.88559 | 1,505,679 | 17.1 |
| **65** | 0.11301 | 8,807 | 0.02396 | 77,930 | 367,635 | 0.81615 | 1,090,547 | 14.0 |
| **70** | 0.26371 | 18,229 | 0.06075 | 69,124 | 300,047 | 0.71662 | 722,912 | 10.5 |
| **75** | 0.31011 | 15,783 | 0.07340 | 50,895 | 215,018 | 0.49152 [c] | 422,865 | 8.3 |
| **80+** | 1.00000 | 35,112 | 0.16893 | 35,112 | 207,847 | - | 207,847 | 5.9 |

**Nota:** *Notes:*

[a] **Daripada umur 0 hingga kumpulan umur 1-4**
*From age of 0 to age group 1-4*

[b] **Daripada umur 0, kumpulan umur 1-4 hingga kumpulan umur 5-9**
*From age of 0, age group 1-4 to age group 5-9*

[c] **Daripada umur 75 hingga 80+**
*From age of 75 to 80+*

[p] **Permulaan**
*Preliminary*

**Jadual 4.1.6: Jadual hayat ringkas mengikut jantina dan umur, Muar, Johor, 2025[p]**

*Table 4.1.6: Abridged life table by sex and age, Muar, Johor, 2025 [p]*

| **Umur** *Age* | **Kebarangkalian mati di antara umur x dan umur x+n** *Probability of dying between age x and age x+n* | **Bilangan kematian di antara umur x dan umur x+n** *Number of deaths between age x and age x+n* | **Kadar tengah mortaliti di antara umur x dan umur x+n** *Central mortality rate between age x and age x+n* | **Penakat (orang yang masih hidup) pada umur tepat x** *Survivors at exact age x* | **Bilangan orang hidup-tahun di antara umur x dan umur x+n** *Number of person-years lived between age x and age x+n* | **Nisbah ketakatan** *Survival ratio* | **Jumlah bilangan orang hidup-tahun selepas umur tepat x** *Total number of person-years lived after exact age x* | **Jangkaan hayat** *Life expectancy* |
|---|---|---|---|---|---|---|---|---|
| **x** | $_nq_x$ | $_nd_x$ | $_nm_x$ | $l_x$ | $_nL_x$ | $_nS_x$ | $T_x$ | $e_x$ |
| **Lelaki dan Perempuan** *Both sexes* | | | | | | | | |
| **0** | 0.00776 | 776 | 0.00781 | 100,000 | 99,281 | 0.99200 [a] | 7,530,890 | 75.3 |
| **1** | 0.00073 | 72 | 0.00018 | 99,224 | 396,718 | 0.99916 [b] | 7,431,608 | 74.9 |
| **5** | 0.00072 | 71 | 0.00014 | 99,152 | 495,584 | 0.99920 | 7,034,890 | 71.0 |
| **10** | 0.00089 | 88 | 0.00018 | 99,081 | 495,188 | 0.99798 | 6,539,306 | 66.0 |
| **15** | 0.00316 | 313 | 0.00063 | 98,994 | 494,185 | 0.99719 | 6,044,118 | 61.1 |
| **20** | 0.00245 | 242 | 0.00049 | 98,680 | 492,798 | 0.99709 | 5,549,933 | 56.2 |
| **25** | 0.00338 | 333 | 0.00068 | 98,439 | 491,362 | 0.99632 | 5,057,135 | 51.4 |
| **30** | 0.00398 | 390 | 0.00080 | 98,106 | 489,555 | 0.99425 | 4,565,773 | 46.5 |
| **35** | 0.00754 | 737 | 0.00151 | 97,716 | 486,738 | 0.99165 | 4,076,218 | 41.7 |
| **40** | 0.00916 | 889 | 0.00184 | 96,979 | 482,674 | 0.98686 | 3,589,480 | 37.0 |
| **45** | 0.01716 | 1,649 | 0.00346 | 96,091 | 476,330 | 0.97855 | 3,106,806 | 32.3 |
| **50** | 0.02581 | 2,437 | 0.00523 | 94,441 | 466,114 | 0.96509 | 2,630,476 | 27.9 |
| **55** | 0.04426 | 4,072 | 0.00905 | 92,004 | 449,842 | 0.94353 | 2,164,361 | 23.5 |
| **60** | 0.06924 | 6,089 | 0.01435 | 87,932 | 424,440 | 0.91835 | 1,714,520 | 19.5 |
| **65** | 0.09498 | 7,774 | 0.01994 | 81,844 | 389,785 | 0.86966 | 1,290,079 | 15.8 |
| **70** | 0.16942 | 12,549 | 0.03702 | 74,070 | 338,979 | 0.78612 | 900,294 | 12.2 |
| **75** | 0.26741 | 16,452 | 0.06174 | 61,521 | 266,477 | 0.52526 [c] | 561,316 | 9.1 |
| **80+** | 1.00000 | 45,070 | 0.15286 | 45,070 | 294,839 | - | 294,839 | 6.5 |
| **Lelaki** *Male* | | | | | | | | |
| **0** | 0.00840 | 840 | 0.00846 | 100,000 | 99,216 | 0.99122 [a] | 7,356,534 | 73.6 |
| **1** | 0.00105 | 104 | 0.00026 | 99,160 | 396,395 | 0.99892 [b] | 7,257,318 | 73.2 |
| **5** | 0.00083 | 82 | 0.00017 | 99,056 | 495,077 | 0.99892 | 6,860,923 | 69.3 |
| **10** | 0.00134 | 132 | 0.00027 | 98,974 | 494,542 | 0.99684 | 6,365,846 | 64.3 |
| **15** | 0.00498 | 492 | 0.00100 | 98,842 | 492,982 | 0.99585 | 5,871,304 | 59.4 |
| **20** | 0.00332 | 326 | 0.00066 | 98,350 | 490,936 | 0.99610 | 5,378,322 | 54.7 |
| **25** | 0.00448 | 439 | 0.00090 | 98,024 | 489,022 | 0.99552 | 4,887,386 | 49.9 |
| **30** | 0.00447 | 436 | 0.00090 | 97,585 | 486,834 | 0.99278 | 4,398,364 | 45.1 |
| **35** | 0.00998 | 970 | 0.00201 | 97,149 | 483,319 | 0.98871 | 3,911,530 | 40.3 |
| **40** | 0.01261 | 1,213 | 0.00254 | 96,179 | 477,863 | 0.98463 | 3,428,211 | 35.6 |
| **45** | 0.01816 | 1,725 | 0.00367 | 94,966 | 470,519 | 0.97787 | 2,950,348 | 31.1 |
| **50** | 0.02617 | 2,440 | 0.00530 | 93,241 | 460,106 | 0.95917 | 2,479,829 | 26.6 |
| **55** | 0.05588 | 5,074 | 0.01150 | 90,801 | 441,321 | 0.92993 | 2,019,722 | 22.2 |
| **60** | 0.08510 | 7,296 | 0.01778 | 85,727 | 410,397 | 0.89855 | 1,578,402 | 18.4 |
| **65** | 0.11931 | 9,358 | 0.02538 | 78,431 | 368,763 | 0.83881 | 1,168,005 | 14.9 |
| **70** | 0.20873 | 14,418 | 0.04661 | 69,074 | 309,324 | 0.76810 | 799,242 | 11.6 |
| **75** | 0.26119 | 14,275 | 0.06008 | 54,656 | 237,590 | 0.51504 [c] | 489,918 | 9.0 |
| **80+** | 1.00000 | 40,380 | 0.16003 | 40,380 | 252,328 | - | 252,328 | 6.2 |
| **Perempuan** *Female* | | | | | | | | |
| **0** | 0.00711 | 711 | 0.00716 | 100,000 | 99,340 | 0.99281 [a] | 7,739,878 | 77.4 |
| **1** | 0.00038 | 38 | 0.00009 | 99,289 | 397,063 | 0.99940 [b] | 7,640,539 | 77.0 |
| **5** | 0.00061 | 61 | 0.00012 | 99,252 | 496,106 | 0.99949 | 7,243,476 | 73.0 |
| **10** | 0.00042 | 41 | 0.00008 | 99,191 | 495,851 | 0.99927 | 6,747,370 | 68.0 |
| **15** | 0.00104 | 103 | 0.00021 | 99,149 | 495,490 | 0.99894 | 6,251,519 | 63.1 |
| **20** | 0.00108 | 106 | 0.00022 | 99,047 | 494,967 | 0.99870 | 5,756,029 | 58.1 |
| **25** | 0.00152 | 150 | 0.00030 | 98,940 | 494,325 | 0.99761 | 5,261,062 | 53.2 |
| **30** | 0.00326 | 322 | 0.00065 | 98,790 | 493,145 | 0.99625 | 4,766,737 | 48.3 |
| **35** | 0.00424 | 418 | 0.00085 | 98,468 | 491,296 | 0.99540 | 4,273,592 | 43.4 |
| **40** | 0.00496 | 487 | 0.00100 | 98,050 | 489,035 | 0.98956 | 3,782,295 | 38.6 |
| **45** | 0.01595 | 1,556 | 0.00322 | 97,564 | 483,928 | 0.97936 | 3,293,260 | 33.8 |
| **50** | 0.02540 | 2,439 | 0.00515 | 96,008 | 473,942 | 0.97140 | 2,809,332 | 29.3 |
| **55** | 0.03189 | 2,984 | 0.00648 | 93,569 | 460,386 | 0.95821 | 2,335,390 | 25.0 |
| **60** | 0.05202 | 4,712 | 0.01068 | 90,585 | 441,146 | 0.93918 | 1,875,003 | 20.7 |
| **65** | 0.07010 | 6,020 | 0.01453 | 85,873 | 414,315 | 0.90061 | 1,433,858 | 16.7 |
| **70** | 0.13089 | 10,452 | 0.02801 | 79,853 | 373,134 | 0.80288 | 1,019,543 | 12.8 |
| **75** | 0.27332 | 18,968 | 0.06332 | 69,401 | 299,583 | 0.53654 [c] | 646,408 | 9.3 |
| **80+** | 1.00000 | 50,432 | 0.14541 | 50,432 | 346,825 | - | 346,825 | 6.9 |

**Nota:** *Notes:*

[a] **Daripada umur 0 hingga kumpulan umur 1-4**
*From age of 0 to age group 1-4*

[b] **Daripada umur 0, kumpulan umur 1-4 hingga kumpulan umur 5-9**
*From age of 0, age group 1-4 to age group 5-9*

[c] **Daripada umur 75 hingga 80+**
*From age of 75 to 80+*

[p] **Permulaan**
*Preliminary*

**Jadual 4.1.7: Jadual hayat ringkas mengikut jantina dan umur, Pontian, Johor, 2025[p]**

*Table 4.1.7: Abridged life table by sex and age, Pontian, Johor, 2025[p]*

| **Umur** *Age* | **Kebarangkalian mati di antara umur x dan umur x+n** *Probability of dying between age x and age x+n* | **Bilangan kematian di antara umur x dan umur x+n** *Number of deaths between age x and age x+n* | **Kadar tengah mortaliti di antara umur x dan umur x+n** *Central mortality rate between age x and age x+n* | **Penakat (orang yang masih hidup) pada umur tepat x** *Survivors at exact age x* | **Bilangan orang hidup-tahun di antara umur x dan umur x+n** *Number of person-years lived between age x and age x+n* | **Nisbah ketakatan** *Survival ratio* | **Jumlah bilangan orang hidup-tahun selepas umur tepat x** *Total number of person-years lived after exact age x* | **Jangkaan hayat** *Life expectancy* |
|---|---|---|---|---|---|---|---|---|
| **x** | $_nq_x$ | $_nd_x$ | $_nm_x$ | $l_x$ | $_nL_x$ | $_nS_x$ | $T_x$ | $e_x$ |
| **Lelaki dan Perempuan** *Both sexes* | | | | | | | | |
| **0** | 0.00677 | 677 | 0.00681 | 100,000 | 99,370 | 0.99259 [a] | 7,189,169 | 71.9 |
| **1** | 0.00148 | 147 | 0.00037 | 99,323 | 396,927 | 0.99895 [b] | 7,089,798 | 71.4 |
| **5** | 0.00042 | 42 | 0.00008 | 99,176 | 495,776 | 0.99890 | 6,692,871 | 67.5 |
| **10** | 0.00177 | 175 | 0.00035 | 99,134 | 495,233 | 0.99673 | 6,197,095 | 62.5 |
| **15** | 0.00478 | 473 | 0.00096 | 98,959 | 493,613 | 0.99484 | 5,701,862 | 57.6 |
| **20** | 0.00556 | 547 | 0.00111 | 98,486 | 491,064 | 0.99527 | 5,208,249 | 52.9 |
| **25** | 0.00390 | 382 | 0.00078 | 97,939 | 488,741 | 0.99434 | 4,717,185 | 48.2 |
| **30** | 0.00742 | 724 | 0.00149 | 97,557 | 485,975 | 0.99044 | 4,228,444 | 43.3 |
| **35** | 0.01171 | 1,133 | 0.00235 | 96,833 | 481,330 | 0.98610 | 3,742,470 | 38.6 |
| **40** | 0.01613 | 1,543 | 0.00325 | 95,699 | 474,638 | 0.98089 | 3,261,140 | 34.1 |
| **45** | 0.02215 | 2,085 | 0.00448 | 94,156 | 465,566 | 0.96906 | 2,786,502 | 29.6 |
| **50** | 0.03993 | 3,676 | 0.00815 | 92,071 | 451,162 | 0.95074 | 2,320,935 | 25.2 |
| **55** | 0.05899 | 5,214 | 0.01216 | 88,394 | 428,936 | 0.92573 | 1,869,773 | 21.2 |
| **60** | 0.09051 | 7,529 | 0.01896 | 83,180 | 397,078 | 0.89488 | 1,440,838 | 17.3 |
| **65** | 0.12119 | 9,168 | 0.02580 | 75,651 | 355,336 | 0.83257 | 1,043,759 | 13.8 |
| **70** | 0.22004 | 14,629 | 0.04945 | 66,483 | 295,844 | 0.70839 | 688,423 | 10.4 |
| **75** | 0.38337 | 19,879 | 0.09486 | 51,854 | 209,573 | 0.46616 [c] | 392,579 | 7.6 |
| **80+** | 1.00000 | 31,975 | 0.17472 | 31,975 | 183,006 | - | 183,006 | 5.7 |
| **Lelaki** *Male* | | | | | | | | |
| **0** | 0.00893 | 893 | 0.00901 | 100,000 | 99,167 | 0.99057 [a] | 6,901,894 | 69.0 |
| **1** | 0.00132 | 131 | 0.00033 | 99,107 | 396,116 | 0.99876 [b] | 6,802,727 | 68.6 |
| **5** | 0.00085 | 84 | 0.00017 | 98,976 | 494,669 | 0.99900 | 6,406,610 | 64.7 |
| **10** | 0.00116 | 114 | 0.00023 | 98,892 | 494,173 | 0.99584 | 5,911,941 | 59.8 |
| **15** | 0.00716 | 707 | 0.00144 | 98,777 | 492,119 | 0.99227 | 5,417,768 | 54.8 |
| **20** | 0.00830 | 814 | 0.00167 | 98,070 | 488,315 | 0.99294 | 4,925,650 | 50.2 |
| **25** | 0.00581 | 565 | 0.00117 | 97,256 | 484,865 | 0.99260 | 4,437,335 | 45.6 |
| **30** | 0.00901 | 871 | 0.00181 | 96,690 | 481,275 | 0.98790 | 3,952,470 | 40.9 |
| **35** | 0.01523 | 1,459 | 0.00307 | 95,820 | 475,451 | 0.98312 | 3,471,194 | 36.2 |
| **40** | 0.01856 | 1,751 | 0.00375 | 94,361 | 467,426 | 0.97672 | 2,995,743 | 31.7 |
| **45** | 0.02809 | 2,601 | 0.00570 | 92,610 | 456,546 | 0.95874 | 2,528,317 | 27.3 |
| **50** | 0.05483 | 4,935 | 0.01127 | 90,009 | 437,707 | 0.93781 | 2,071,771 | 23.0 |
| **55** | 0.06998 | 5,953 | 0.01450 | 85,074 | 410,487 | 0.90624 | 1,634,064 | 19.2 |
| **60** | 0.11934 | 9,442 | 0.02538 | 79,121 | 371,998 | 0.85737 | 1,223,577 | 15.5 |
| **65** | 0.16908 | 11,781 | 0.03694 | 69,678 | 318,939 | 0.77708 | 851,579 | 12.2 |
| **70** | 0.28771 | 16,658 | 0.06721 | 57,897 | 247,841 | 0.65402 | 532,640 | 9.2 |
| **75** | 0.42778 | 17,642 | 0.10884 | 41,239 | 162,093 | 0.43085 [c] | 284,798 | 6.9 |
| **80+** | 1.00000 | 23,598 | 0.19231 | 23,598 | 122,706 | - | 122,706 | 5.2 |
| **Perempuan** *Female* | | | | | | | | |
| **0** | 0.00433 | 433 | 0.00434 | 100,000 | 99,595 | 0.99492 [a] | 7,551,988 | 75.5 |
| **1** | 0.00164 | 163 | 0.00041 | 99,567 | 397,864 | 0.99912 [b] | 7,452,393 | 74.8 |
| **5** | 0.00000 | - | 0.00000 | 99,404 | 497,021 | 0.99880 | 7,054,529 | 71.0 |
| **10** | 0.00240 | 239 | 0.00048 | 99,404 | 496,424 | 0.99781 | 6,557,509 | 66.0 |
| **15** | 0.00198 | 196 | 0.00040 | 99,165 | 495,336 | 0.99809 | 6,061,085 | 61.1 |
| **20** | 0.00183 | 182 | 0.00037 | 98,969 | 494,392 | 0.99849 | 5,565,749 | 56.2 |
| **25** | 0.00118 | 117 | 0.00024 | 98,788 | 493,646 | 0.99671 | 5,071,356 | 51.3 |
| **30** | 0.00539 | 532 | 0.00108 | 98,671 | 492,024 | 0.99364 | 4,577,710 | 46.4 |
| **35** | 0.00734 | 720 | 0.00147 | 98,139 | 488,892 | 0.98966 | 4,085,687 | 41.6 |
| **40** | 0.01336 | 1,302 | 0.00269 | 97,418 | 483,837 | 0.98574 | 3,596,794 | 36.9 |
| **45** | 0.01517 | 1,458 | 0.00306 | 96,116 | 476,938 | 0.98059 | 3,112,958 | 32.4 |
| **50** | 0.02372 | 2,246 | 0.00480 | 94,659 | 467,680 | 0.96449 | 2,636,020 | 27.8 |
| **55** | 0.04759 | 4,398 | 0.00975 | 92,413 | 451,070 | 0.94680 | 2,168,340 | 23.5 |
| **60** | 0.05909 | 5,201 | 0.01218 | 88,015 | 427,073 | 0.93366 | 1,717,270 | 19.5 |
| **65** | 0.07404 | 6,131 | 0.01538 | 82,814 | 398,743 | 0.88539 | 1,290,197 | 15.6 |
| **70** | 0.15842 | 12,148 | 0.03441 | 76,683 | 353,044 | 0.75771 | 891,454 | 11.6 |
| **75** | 0.34195 | 22,068 | 0.08249 | 64,535 | 267,504 | 0.50316 [c] | 538,409 | 8.3 |
| **80+** | 1.00000 | 42,467 | 0.15676 | 42,467 | 270,905 | - | 270,905 | 6.4 |

**Nota:** *Notes:*

[a] **Daripada umur 0 hingga kumpulan umur 1-4**
*From age of 0 to age group 1-4*

[b] **Daripada umur 0, kumpulan umur 1-4 hingga kumpulan umur 5-9**
*From age of 0, age group 1-4 to age group 5-9*

[c] **Daripada umur 75 hingga 80+**
*From age of 75 to 80+*

[p] **Permulaan**
*Preliminary*

**Jadual 4.1.8: Jadual hayat ringkas mengikut jantina dan umur, Segamat, Johor, 2025[P]**

*Table 4.1.8: Abridged life table by sex and age, Segamat, Johor, 2025 [P]*

| **Umur** *Age* | **Kebarangkalian mati di antara umur x dan umur x+n** *Probability of dying between age x and age x+n* | **Bilangan kematian di antara umur x dan umur x+n** *Number of deaths between age x and age x+n* | **Kadar tengah mortaliti di antara umur x dan umur x+n** *Central mortality rate between age x and age x+n* | **Penakat (orang yang masih hidup) pada umur tepat x** *Survivors at exact age x* | **Bilangan orang hidup-tahun di antara umur x dan umur x+n** *Number of person-years lived between age x and age x+n* | **Nisbah ketakatan** *Survival ratio* | **Jumlah bilangan orang hidup-tahun selepas umur tepat x** *Total number of person-years lived after exact age x* | **Jangkaan hayat** *Life expectancy* |
|---|---|---|---|---|---|---|---|---|
| **x** | $_nq_x$ | $_nd_x$ | $_nm_x$ | $l_x$ | $_nL_x$ | $_nS_x$ | $T_x$ | $e_x$ |
| **Lelaki dan Perempuan** *Both sexes* | | | | | | | | |
| **0** | 0.00769 | 769 | 0.00775 | 100,000 | 99,287 | 0.99203 [a] | 7,227,918 | 72.3 |
| **1** | 0.00078 | 78 | 0.00020 | 99,231 | 396,730 | 0.99920 [b] | 7,128,631 | 71.8 |
| **5** | 0.00059 | 58 | 0.00012 | 99,153 | 495,621 | 0.99860 | 6,731,901 | 67.9 |
| **10** | 0.00221 | 219 | 0.00044 | 99,095 | 494,928 | 0.99762 | 6,236,280 | 62.9 |
| **15** | 0.00254 | 252 | 0.00051 | 98,876 | 493,751 | 0.99667 | 5,741,352 | 58.1 |
| **20** | 0.00411 | 405 | 0.00082 | 98,624 | 492,109 | 0.99610 | 5,247,601 | 53.2 |
| **25** | 0.00369 | 362 | 0.00074 | 98,219 | 490,190 | 0.99557 | 4,755,492 | 48.4 |
| **30** | 0.00517 | 506 | 0.00104 | 97,857 | 488,021 | 0.99202 | 4,265,302 | 43.6 |
| **35** | 0.01082 | 1,053 | 0.00218 | 97,351 | 484,124 | 0.98871 | 3,777,282 | 38.8 |
| **40** | 0.01177 | 1,134 | 0.00237 | 96,298 | 478,657 | 0.98245 | 3,293,157 | 34.2 |
| **45** | 0.02340 | 2,227 | 0.00474 | 95,164 | 470,254 | 0.97408 | 2,814,500 | 29.6 |
| **50** | 0.02849 | 2,648 | 0.00578 | 92,937 | 458,067 | 0.95865 | 2,344,246 | 25.2 |
| **55** | 0.05459 | 4,929 | 0.01122 | 90,290 | 439,126 | 0.93329 | 1,886,179 | 20.9 |
| **60** | 0.07952 | 6,788 | 0.01656 | 85,361 | 409,833 | 0.89781 | 1,447,053 | 17.0 |
| **65** | 0.12681 | 9,963 | 0.02708 | 78,572 | 367,954 | 0.80891 | 1,037,220 | 13.2 |
| **70** | 0.26472 | 18,162 | 0.06102 | 68,609 | 297,640 | 0.67782 | 669,266 | 9.8 |
| **75** | 0.40034 | 20,196 | 0.10011 | 50,447 | 201,745 | 0.45713 [c] | 371,626 | 7.4 |
| **80+** | 1.00000 | 30,251 | 0.17807 | 30,251 | 169,881 | - | 169,881 | 5.6 |
| **Lelaki** *Male* | | | | | | | | |
| **0** | 0.00849 | 849 | 0.00856 | 100,000 | 99,208 | 0.99114 [a] | 6,953,282 | 69.5 |
| **1** | 0.00102 | 101 | 0.00025 | 99,151 | 396,364 | 0.99905 [b] | 6,854,074 | 69.1 |
| **5** | 0.00059 | 59 | 0.00012 | 99,050 | 495,103 | 0.99840 | 6,457,710 | 65.2 |
| **10** | 0.00261 | 258 | 0.00052 | 98,991 | 494,310 | 0.99669 | 5,962,607 | 60.2 |
| **15** | 0.00401 | 396 | 0.00080 | 98,733 | 492,675 | 0.99506 | 5,468,297 | 55.4 |
| **20** | 0.00587 | 577 | 0.00118 | 98,337 | 490,242 | 0.99449 | 4,975,622 | 50.6 |
| **25** | 0.00514 | 503 | 0.00103 | 97,760 | 487,542 | 0.99364 | 4,485,379 | 45.9 |
| **30** | 0.00758 | 738 | 0.00152 | 97,257 | 484,441 | 0.98947 | 3,997,837 | 41.1 |
| **35** | 0.01350 | 1,303 | 0.00272 | 96,519 | 479,339 | 0.98493 | 3,513,397 | 36.4 |
| **40** | 0.01667 | 1,587 | 0.00336 | 95,216 | 472,113 | 0.97567 | 3,034,058 | 31.9 |
| **45** | 0.03211 | 3,007 | 0.00653 | 93,629 | 460,629 | 0.96642 | 2,561,944 | 27.4 |
| **50** | 0.03510 | 3,181 | 0.00715 | 90,622 | 445,160 | 0.94584 | 2,101,315 | 23.2 |
| **55** | 0.07392 | 6,463 | 0.01535 | 87,442 | 421,050 | 0.91423 | 1,656,156 | 18.9 |
| **60** | 0.09856 | 7,981 | 0.02073 | 80,978 | 384,938 | 0.87208 | 1,235,106 | 15.3 |
| **65** | 0.16049 | 11,715 | 0.03490 | 72,997 | 335,696 | 0.75962 | 850,168 | 11.6 |
| **70** | 0.33555 | 20,563 | 0.08064 | 61,281 | 255,000 | 0.60441 | 514,472 | 8.4 |
| **75** | 0.48596 | 19,788 | 0.12839 | 40,718 | 154,123 | 0.40601 [c] | 259,473 | 6.4 |
| **80+** | 1.00000 | 20,931 | 0.19868 | 20,931 | 105,349 | - | 105,349 | 5.0 |
| **Perempuan** *Female* | | | | | | | | |
| **0** | 0.00679 | 679 | 0.00684 | 100,000 | 99,369 | 0.99304 [a] | 7,562,478 | 75.6 |
| **1** | 0.00053 | 53 | 0.00013 | 99,321 | 397,152 | 0.99935 [b] | 7,463,110 | 75.1 |
| **5** | 0.00058 | 58 | 0.00012 | 99,268 | 496,195 | 0.99880 | 7,065,958 | 71.2 |
| **10** | 0.00181 | 180 | 0.00036 | 99,210 | 495,601 | 0.99866 | 6,569,763 | 66.2 |
| **15** | 0.00087 | 86 | 0.00017 | 99,030 | 494,935 | 0.99863 | 6,074,162 | 61.3 |
| **20** | 0.00187 | 185 | 0.00037 | 98,944 | 494,257 | 0.99820 | 5,579,228 | 56.4 |
| **25** | 0.00173 | 171 | 0.00035 | 98,759 | 493,367 | 0.99800 | 5,084,971 | 51.5 |
| **30** | 0.00227 | 224 | 0.00045 | 98,588 | 492,381 | 0.99503 | 4,591,603 | 46.6 |
| **35** | 0.00768 | 755 | 0.00154 | 98,364 | 489,933 | 0.99293 | 4,099,222 | 41.7 |
| **40** | 0.00646 | 631 | 0.00130 | 97,609 | 486,468 | 0.98994 | 3,609,289 | 37.0 |
| **45** | 0.01369 | 1,328 | 0.00276 | 96,978 | 481,572 | 0.98235 | 3,122,822 | 32.2 |
| **50** | 0.02166 | 2,071 | 0.00438 | 95,650 | 473,074 | 0.97148 | 2,641,250 | 27.6 |
| **55** | 0.03554 | 3,325 | 0.00724 | 93,579 | 459,582 | 0.95249 | 2,168,176 | 23.2 |
| **60** | 0.05992 | 5,408 | 0.01235 | 90,254 | 437,749 | 0.92228 | 1,708,594 | 18.9 |
| **65** | 0.09666 | 8,201 | 0.02031 | 84,846 | 403,727 | 0.85613 | 1,270,845 | 15.0 |
| **70** | 0.19614 | 15,033 | 0.04349 | 76,645 | 345,642 | 0.74673 | 867,118 | 11.3 |
| **75** | 0.32434 | 19,983 | 0.07742 | 61,612 | 258,101 | 0.50506 [c] | 521,476 | 8.5 |
| **80+** | 1.00000 | 41,629 | 0.15806 | 41,629 | 263,375 | - | 263,375 | 6.3 |

**Nota:** *Notes:*

[a] **Daripada umur 0 hingga kumpulan umur 1-4**
*From age of 0 to age group 1-4*

[b] **Daripada umur 0, kumpulan umur 1-4 hingga kumpulan umur 5-9**
*From age of 0, age group 1-4 to age group 5-9*

[c] **Daripada umur 75 hingga 80+**
*From age of 75 to 80+*

[P] **Permulaan**
*Preliminary*

**Jadual 4.1.9: Jadual hayat ringkas mengikut jantina dan umur, Kulai, Johor, 2025[p]**

*Table 4.1.9: Abridged life table by sex and age, Kulai, Johor, 2025 [p]*

| **Umur** *Age* | **Kebarangkalian mati di antara umur x dan umur x+n** *Probability of dying between age x and age x+n* | **Bilangan kematian di antara umur x dan umur x+n** *Number of deaths between age x and age x+n* | **Kadar tengah mortaliti di antara umur x dan umur x+n** *Central mortality rate between age x and age x+n* | **Penakat (orang yang masih hidup) pada umur tepat x** *Survivors at exact age x* | **Bilangan orang hidup-tahun di antara umur x dan umur x+n** *Number of person-years lived between age x and age x+n* | **Nisbah ketakatan** *Survival ratio* | **Jumlah bilangan orang hidup-tahun selepas umur tepat x** *Total number of person-years lived after exact age x* | **Jangkaan hayat** *Life expectancy* |
|---|---|---|---|---|---|---|---|---|
| **x** | $_nq_x$ | $_nd_x$ | $_nm_x$ | $l_x$ | $_nL_x$ | $_nS_x$ | $T_x$ | $e_x$ |
| **Lelaki dan Perempuan** *Both sexes* | | | | | | | | |
| **0** | 0.00425 | 425 | 0.00427 | 100,000 | 99,601 | 0.99544 [a] | 7,715,423 | 77.2 |
| **1** | 0.00072 | 72 | 0.00018 | 99,575 | 398,120 | 0.99931 [b] | 7,615,821 | 76.5 |
| **5** | 0.00055 | 54 | 0.00011 | 99,503 | 497,379 | 0.99933 | 7,217,701 | 72.5 |
| **10** | 0.00080 | 80 | 0.00016 | 99,449 | 497,043 | 0.99835 | 6,720,322 | 67.6 |
| **15** | 0.00250 | 248 | 0.00050 | 99,369 | 496,224 | 0.99760 | 6,223,279 | 62.6 |
| **20** | 0.00230 | 228 | 0.00046 | 99,121 | 495,034 | 0.99739 | 5,727,055 | 57.8 |
| **25** | 0.00293 | 289 | 0.00059 | 98,893 | 493,740 | 0.99627 | 5,232,021 | 52.9 |
| **30** | 0.00453 | 447 | 0.00091 | 98,603 | 491,899 | 0.99445 | 4,738,281 | 48.1 |
| **35** | 0.00658 | 646 | 0.00132 | 98,156 | 489,167 | 0.99117 | 4,246,382 | 43.3 |
| **40** | 0.01110 | 1,082 | 0.00223 | 97,510 | 484,846 | 0.98529 | 3,757,215 | 38.5 |
| **45** | 0.01837 | 1,771 | 0.00371 | 96,428 | 477,714 | 0.97601 | 3,272,369 | 33.9 |
| **50** | 0.02971 | 2,813 | 0.00603 | 94,657 | 466,255 | 0.96626 | 2,794,655 | 29.5 |
| **55** | 0.03790 | 3,481 | 0.00773 | 91,845 | 450,522 | 0.95595 | 2,328,400 | 25.4 |
| **60** | 0.05044 | 4,457 | 0.01035 | 88,364 | 430,677 | 0.93786 | 1,877,879 | 21.3 |
| **65** | 0.07447 | 6,248 | 0.01547 | 83,907 | 403,913 | 0.89866 | 1,447,202 | 17.2 |
| **70** | 0.13037 | 10,125 | 0.02789 | 77,659 | 362,981 | 0.83337 | 1,043,288 | 13.4 |
| **75** | 0.20833 | 14,069 | 0.04651 | 67,534 | 302,496 | 0.55535 [c] | 680,307 | 10.1 |
| **80+** | 1.00000 | 53,465 | 0.14151 | 53,465 | 377,811 | - | 377,811 | 7.1 |
| **Lelaki** *Male* | | | | | | | | |
| **0** | 0.00374 | 374 | 0.00376 | 100,000 | 99,646 | 0.99597 [a] | 7,497,735 | 75.0 |
| **1** | 0.00069 | 69 | 0.00017 | 99,626 | 398,340 | 0.99929 [b] | 7,398,089 | 74.3 |
| **5** | 0.00061 | 61 | 0.00012 | 99,557 | 497,630 | 0.99927 | 6,999,749 | 70.3 |
| **10** | 0.00084 | 83 | 0.00017 | 99,495 | 497,269 | 0.99783 | 6,502,119 | 65.4 |
| **15** | 0.00351 | 348 | 0.00070 | 99,412 | 496,190 | 0.99690 | 6,004,850 | 60.4 |
| **20** | 0.00269 | 266 | 0.00054 | 99,064 | 494,652 | 0.99674 | 5,508,660 | 55.6 |
| **25** | 0.00383 | 378 | 0.00077 | 98,797 | 493,042 | 0.99523 | 5,014,008 | 50.8 |
| **30** | 0.00572 | 563 | 0.00115 | 98,419 | 490,690 | 0.99268 | 4,520,966 | 45.9 |
| **35** | 0.00894 | 875 | 0.00180 | 97,857 | 487,097 | 0.98816 | 4,030,276 | 41.2 |
| **40** | 0.01477 | 1,433 | 0.00298 | 96,982 | 481,327 | 0.98066 | 3,543,179 | 36.5 |
| **45** | 0.02398 | 2,291 | 0.00485 | 95,549 | 472,018 | 0.96908 | 3,061,852 | 32.0 |
| **50** | 0.03804 | 3,547 | 0.00776 | 93,258 | 457,422 | 0.95629 | 2,589,835 | 27.8 |
| **55** | 0.04960 | 4,450 | 0.01017 | 89,711 | 437,430 | 0.94374 | 2,132,412 | 23.8 |
| **60** | 0.06328 | 5,395 | 0.01307 | 85,261 | 412,819 | 0.92356 | 1,694,982 | 19.9 |
| **65** | 0.09049 | 7,227 | 0.01896 | 79,866 | 381,263 | 0.87296 | 1,282,163 | 16.1 |
| **70** | 0.16723 | 12,147 | 0.03650 | 72,639 | 332,827 | 0.79880 | 900,899 | 12.4 |
| **75** | 0.24199 | 14,639 | 0.05506 | 60,492 | 265,862 | 0.53199 [c] | 568,072 | 9.4 |
| **80+** | 1.00000 | 45,853 | 0.15173 | 45,853 | 302,210 | - | 302,210 | 6.6 |
| **Perempuan** *Female* | | | | | | | | |
| **0** | 0.00481 | 481 | 0.00483 | 100,000 | 99,550 | 0.99489 [a] | 7,972,277 | 79.7 |
| **1** | 0.00074 | 74 | 0.00019 | 99,519 | 397,893 | 0.99932 [b] | 7,872,727 | 79.1 |
| **5** | 0.00048 | 48 | 0.00010 | 99,445 | 497,107 | 0.99938 | 7,474,835 | 75.2 |
| **10** | 0.00076 | 76 | 0.00015 | 99,398 | 496,799 | 0.99896 | 6,977,728 | 70.2 |
| **15** | 0.00132 | 131 | 0.00026 | 99,322 | 496,282 | 0.99845 | 6,480,929 | 65.3 |
| **20** | 0.00178 | 176 | 0.00036 | 99,191 | 495,514 | 0.99833 | 5,984,647 | 60.3 |
| **25** | 0.00156 | 155 | 0.00031 | 99,015 | 494,687 | 0.99774 | 5,489,133 | 55.4 |
| **30** | 0.00295 | 292 | 0.00059 | 98,860 | 493,571 | 0.99678 | 4,994,446 | 50.5 |
| **35** | 0.00350 | 345 | 0.00070 | 98,568 | 491,979 | 0.99488 | 4,500,875 | 45.7 |
| **40** | 0.00675 | 663 | 0.00135 | 98,224 | 489,461 | 0.99078 | 4,008,896 | 40.8 |
| **45** | 0.01171 | 1,143 | 0.00236 | 97,561 | 484,949 | 0.98388 | 3,519,435 | 36.1 |
| **50** | 0.02058 | 1,985 | 0.00416 | 96,418 | 477,130 | 0.97703 | 3,034,486 | 31.5 |
| **55** | 0.02540 | 2,398 | 0.00514 | 94,434 | 466,173 | 0.96916 | 2,557,356 | 27.1 |
| **60** | 0.03642 | 3,352 | 0.00742 | 92,036 | 451,798 | 0.95249 | 2,091,183 | 22.7 |
| **65** | 0.05903 | 5,235 | 0.01216 | 88,684 | 430,332 | 0.92231 | 1,639,385 | 18.5 |
| **70** | 0.09753 | 8,139 | 0.02051 | 83,449 | 396,898 | 0.86385 | 1,209,053 | 14.5 |
| **75** | 0.17894 | 13,476 | 0.03931 | 75,310 | 342,860 | 0.57784 [c] | 812,155 | 10.8 |
| **80+** | 1.00000 | 61,834 | 0.13176 | 61,834 | 469,295 | - | 469,295 | 7.6 |

**Nota:** *Notes:*

[a] **Daripada umur 0 hingga kumpulan umur 1-4**
*From age of 0 to age group 1-4*

[b] **Daripada umur 0, kumpulan umur 1-4 hingga kumpulan umur 5-9**
*From age of 0, age group 1-4 to age group 5-9*

[c] **Daripada umur 75 hingga 80+**
*From age of 75 to 80+*

[p] **Permulaan**
*Preliminary*

**Jadual 4.1.10: Jadual hayat ringkas mengikut jantina dan umur, Tangkak, Johor, 2025[p]**

*Table 4.1.10: Abridged life table by sex and age, Tangkak, Johor, 2025 [p]*

| **Umur** *Age* | **Kebarangkalian mati di antara umur x dan umur x+n** *Probability of dying between age x and age x+n* | **Bilangan kematian di antara umur x dan umur x+n** *Number of deaths between age x and age x+n* | **Kadar tengah mortaliti di antara umur x dan umur x+n** *Central mortality rate between age x and age x+n* | **Penakat (orang yang masih hidup) pada umur tepat x** *Survivors at exact age x* | **Bilangan orang hidup-tahun di antara umur x dan umur x+n** *Number of person-years lived between age x and age x+n* | **Nisbah ketakatan** *Survival ratio* | **Jumlah bilangan orang hidup-tahun selepas umur tepat x** *Total number of person-years lived after exact age x* | **Jangkaan hayat** *Life expectancy* |
|---|---|---|---|---|---|---|---|---|
| **x** | $_nq_x$ | $_nd_x$ | $_nm_x$ | $l_x$ | $_nL_x$ | $_nS_x$ | $T_x$ | $e_x$ |
| **Lelaki dan Perempuan** *Both sexes* | | | | | | | | |
| **0** | 0.00854 | 854 | 0.00861 | 100,000 | 99,211 | 0.99101 [a] | 7,383,953 | 73.8 |
| **1** | 0.00118 | 117 | 0.00029 | 99,146 | 396,294 | 0.99883 [b] | 7,284,742 | 73.5 |
| **5** | 0.00090 | 89 | 0.00018 | 99,029 | 494,925 | 0.99823 | 6,888,448 | 69.6 |
| **10** | 0.00264 | 261 | 0.00053 | 98,941 | 494,049 | 0.99711 | 6,393,523 | 64.6 |
| **15** | 0.00315 | 310 | 0.00063 | 98,679 | 492,619 | 0.99660 | 5,899,474 | 59.8 |
| **20** | 0.00366 | 360 | 0.00073 | 98,369 | 490,943 | 0.99592 | 5,406,855 | 55.0 |
| **25** | 0.00450 | 441 | 0.00090 | 98,008 | 488,939 | 0.99536 | 4,915,912 | 50.2 |
| **30** | 0.00478 | 467 | 0.00096 | 97,567 | 486,670 | 0.99447 | 4,426,973 | 45.4 |
| **35** | 0.00628 | 609 | 0.00126 | 97,101 | 483,980 | 0.99070 | 3,940,303 | 40.6 |
| **40** | 0.01235 | 1,192 | 0.00249 | 96,491 | 479,477 | 0.98470 | 3,456,323 | 35.8 |
| **45** | 0.01829 | 1,743 | 0.00369 | 95,299 | 472,140 | 0.97437 | 2,976,847 | 31.2 |
| **50** | 0.03311 | 3,098 | 0.00673 | 93,557 | 460,038 | 0.95835 | 2,504,707 | 26.8 |
| **55** | 0.05048 | 4,566 | 0.01036 | 90,459 | 440,877 | 0.93926 | 2,044,669 | 22.6 |
| **60** | 0.07154 | 6,145 | 0.01484 | 85,892 | 414,099 | 0.91171 | 1,603,792 | 18.7 |
| **65** | 0.10633 | 8,480 | 0.02246 | 79,747 | 377,537 | 0.84985 | 1,189,693 | 14.9 |
| **70** | 0.19918 | 14,195 | 0.04424 | 71,267 | 320,849 | 0.75611 | 812,157 | 11.4 |
| **75** | 0.29972 | 17,105 | 0.07051 | 57,072 | 242,598 | 0.50622 [c] | 491,308 | 8.6 |
| **80+** | 1.00000 | 39,967 | 0.16070 | 39,967 | 248,710 | - | 248,710 | 6.2 |
| **Lelaki** *Male* | | | | | | | | |
| **0** | 0.00985 | 985 | 0.00994 | 100,000 | 99,085 | 0.99014 [a] | 7,121,516 | 71.2 |
| **1** | 0.00033 | 32 | 0.00008 | 99,015 | 395,984 | 0.99950 [b] | 7,022,431 | 70.9 |
| **5** | 0.00038 | 37 | 0.00008 | 98,983 | 494,821 | 0.99778 | 6,626,447 | 66.9 |
| **10** | 0.00407 | 403 | 0.00082 | 98,946 | 493,721 | 0.99542 | 6,131,626 | 62.0 |
| **15** | 0.00509 | 502 | 0.00102 | 98,543 | 491,460 | 0.99440 | 5,637,905 | 57.2 |
| **20** | 0.00611 | 599 | 0.00123 | 98,041 | 488,707 | 0.99411 | 5,146,445 | 52.5 |
| **25** | 0.00567 | 552 | 0.00114 | 97,442 | 485,828 | 0.99424 | 4,657,737 | 47.8 |
| **30** | 0.00585 | 567 | 0.00117 | 96,889 | 483,029 | 0.99337 | 4,171,910 | 43.1 |
| **35** | 0.00742 | 714 | 0.00149 | 96,322 | 479,826 | 0.98835 | 3,688,880 | 38.3 |
| **40** | 0.01591 | 1,521 | 0.00321 | 95,608 | 474,237 | 0.98048 | 3,209,055 | 33.6 |
| **45** | 0.02319 | 2,181 | 0.00469 | 94,087 | 464,982 | 0.96565 | 2,734,817 | 29.1 |
| **50** | 0.04577 | 4,206 | 0.00937 | 91,906 | 449,012 | 0.94586 | 2,269,835 | 24.7 |
| **55** | 0.06292 | 5,518 | 0.01299 | 87,699 | 424,701 | 0.92388 | 1,820,824 | 20.8 |
| **60** | 0.09021 | 7,414 | 0.01889 | 82,181 | 392,373 | 0.88411 | 1,396,123 | 17.0 |
| **65** | 0.14411 | 10,775 | 0.03106 | 74,768 | 346,903 | 0.80701 | 1,003,749 | 13.4 |
| **70** | 0.25010 | 16,004 | 0.05717 | 63,993 | 279,955 | 0.70879 | 656,847 | 10.3 |
| **75** | 0.34603 | 16,605 | 0.08368 | 47,989 | 198,431 | 0.47351 [c] | 376,891 | 7.9 |
| **80+** | 1.00000 | 31,383 | 0.17586 | 31,383 | 178,461 | - | 178,461 | 5.7 |
| **Perempuan** *Female* | | | | | | | | |
| **0** | 0.00714 | 714 | 0.00719 | 100,000 | 99,337 | 0.99193 [a] | 7,694,731 | 76.9 |
| **1** | 0.00209 | 207 | 0.00052 | 99,286 | 396,629 | 0.99816 [b] | 7,595,394 | 76.5 |
| **5** | 0.00137 | 136 | 0.00027 | 99,079 | 495,054 | 0.99874 | 7,198,766 | 72.7 |
| **10** | 0.00114 | 113 | 0.00023 | 98,943 | 494,432 | 0.99895 | 6,703,712 | 67.8 |
| **15** | 0.00096 | 94 | 0.00019 | 98,830 | 493,913 | 0.99918 | 6,209,280 | 62.8 |
| **20** | 0.00068 | 67 | 0.00014 | 98,735 | 493,510 | 0.99815 | 5,715,367 | 57.9 |
| **25** | 0.00302 | 298 | 0.00061 | 98,669 | 492,598 | 0.99672 | 5,221,856 | 52.9 |
| **30** | 0.00353 | 348 | 0.00071 | 98,371 | 490,984 | 0.99576 | 4,729,258 | 48.1 |
| **35** | 0.00495 | 485 | 0.00099 | 98,023 | 488,901 | 0.99328 | 4,238,274 | 43.2 |
| **40** | 0.00850 | 829 | 0.00171 | 97,538 | 485,616 | 0.98936 | 3,749,373 | 38.4 |
| **45** | 0.01281 | 1,239 | 0.00258 | 96,709 | 480,447 | 0.98371 | 3,263,757 | 33.7 |
| **50** | 0.01981 | 1,891 | 0.00400 | 95,470 | 472,623 | 0.97126 | 2,783,310 | 29.2 |
| **55** | 0.03784 | 3,541 | 0.00771 | 93,579 | 459,042 | 0.95528 | 2,310,687 | 24.7 |
| **60** | 0.05188 | 4,671 | 0.01065 | 90,038 | 438,512 | 0.93942 | 1,851,644 | 20.6 |
| **65** | 0.06976 | 5,955 | 0.01446 | 85,367 | 411,947 | 0.88987 | 1,413,132 | 16.6 |
| **70** | 0.15353 | 12,192 | 0.03326 | 79,412 | 366,578 | 0.79890 | 1,001,185 | 12.6 |
| **75** | 0.25729 | 17,295 | 0.05906 | 67,220 | 292,860 | 0.53852 [c] | 634,607 | 9.4 |
| **80+** | 1.00000 | 49,924 | 0.14609 | 49,924 | 341,747 | - | 341,747 | 6.8 |

**Nota:** *Notes:*

[a] **Daripada umur 0 hingga kumpulan umur 1-4**
*From age of 0 to age group 1-4*

[b] **Daripada umur 0, kumpulan umur 1-4 hingga kumpulan umur 5-9**
*From age of 0, age group 1-4 to age group 5-9*

[c] **Daripada umur 75 hingga 80+**
*From age of 75 to 80+*

[p] **Permulaan**
*Preliminary*

**Muka surat ini sengaja dibiarkan kosong**

*This page is deliberately left blank*

# NEGERI & DAERAH PENTADBIRAN

## *STATE & ADMINISTRATIVE DISTRICT*

# KEDAH

# 2025p

**Muka surat ini sengaja dibiarkan kosong**

*This page is deliberately left blank*

**Jadual 4.2: Jadual hayat ringkas mengikut jantina dan umur, Kedah, 2025[p]**

*Table 4.2: Abridged life table by sex and age, Kedah, 2025 [p]*

| Umur *Age* | Kebarangkalian mati di antara umur x dan umur x+n *Probability of dying between age x and age x+n* | Bilangan kematian di antara umur x dan umur x+n *Number of deaths between age x and age x+n* | Kadar tengah mortaliti di antara umur x dan umur x+n *Central mortality rate between age x and age x+n* | Penakat (orang yang masih hidup) pada umur tepat x *Survivors at exact age x* | Bilangan orang hidup-tahun di antara umur x dan umur x+n *Number of person-years lived between age x and age x+n* | Nisbah ketakatan *Survival ratio* | Jumlah bilangan orang hidup-tahun selepas umur tepat x *Total number of person-years lived after exact age x* | Jangkaan hayat *Life expectancy* |
|---|---|---|---|---|---|---|---|---|
| x | $_nq_x$ | $_nd_x$ | $_nm_x$ | $l_x$ | $_nL_x$ | $_nS_x$ | $T_x$ | $e_x$ |
| **Lelaki dan Perempuan** *Both sexes* | | | | | | | | |
| **0** | 0.00641 | 641 | 0.00645 | 100,000 | 99,404 | 0.99308 [a] | 7,288,141 | 72.9 |
| **1** | 0.00121 | 120 | 0.00030 | 99,359 | 397,138 | 0.99875 [b] | 7,188,737 | 72.4 |
| **5** | 0.00111 | 110 | 0.00022 | 99,239 | 495,921 | 0.99874 | 6,791,600 | 68.4 |
| **10** | 0.00141 | 139 | 0.00028 | 99,129 | 495,298 | 0.99732 | 6,295,679 | 63.5 |
| **15** | 0.00395 | 391 | 0.00079 | 98,990 | 493,972 | 0.99597 | 5,800,381 | 58.6 |
| **20** | 0.00410 | 404 | 0.00082 | 98,599 | 491,984 | 0.99570 | 5,306,409 | 53.8 |
| **25** | 0.00449 | 441 | 0.00090 | 98,194 | 489,870 | 0.99434 | 4,814,426 | 49.0 |
| **30** | 0.00683 | 668 | 0.00137 | 97,754 | 487,098 | 0.99042 | 4,324,555 | 44.2 |
| **35** | 0.01234 | 1,198 | 0.00248 | 97,086 | 482,434 | 0.98309 | 3,837,457 | 39.5 |
| **40** | 0.02154 | 2,065 | 0.00435 | 95,888 | 474,275 | 0.97438 | 3,355,023 | 35.0 |
| **45** | 0.02978 | 2,794 | 0.00605 | 93,822 | 462,127 | 0.96294 | 2,880,748 | 30.7 |
| **50** | 0.04456 | 4,056 | 0.00911 | 91,028 | 445,001 | 0.94710 | 2,418,622 | 26.6 |
| **55** | 0.06164 | 5,361 | 0.01272 | 86,972 | 421,459 | 0.92585 | 1,973,621 | 22.7 |
| **60** | 0.08749 | 7,140 | 0.01830 | 81,611 | 390,207 | 0.90095 | 1,552,162 | 19.0 |
| **65** | 0.11172 | 8,320 | 0.02367 | 74,471 | 351,556 | 0.86114 | 1,161,955 | 15.6 |
| **70** | 0.16940 | 11,206 | 0.03702 | 66,151 | 302,740 | 0.79955 | 810,399 | 12.3 |
| **75** | 0.23783 | 13,067 | 0.05398 | 54,945 | 242,056 | 0.52319 [c] | 507,659 | 9.2 |
| **80+** | 1.00000 | 41,878 | 0.15767 | 41,878 | 265,603 | - | 265,603 | 6.3 |
| **Lelaki** *Male* | | | | | | | | |
| **0** | 0.00695 | 695 | 0.00700 | 100,000 | 99,348 | 0.99247 [a] | 7,019,358 | 70.2 |
| **1** | 0.00142 | 141 | 0.00035 | 99,305 | 396,887 | 0.99852 [b] | 6,920,010 | 69.7 |
| **5** | 0.00130 | 129 | 0.00026 | 99,164 | 495,499 | 0.99850 | 6,523,123 | 65.8 |
| **10** | 0.00170 | 168 | 0.00034 | 99,035 | 494,756 | 0.99607 | 6,027,624 | 60.9 |
| **15** | 0.00616 | 609 | 0.00124 | 98,867 | 492,814 | 0.99406 | 5,532,867 | 56.0 |
| **20** | 0.00572 | 562 | 0.00115 | 98,259 | 489,888 | 0.99416 | 5,040,053 | 51.3 |
| **25** | 0.00595 | 582 | 0.00119 | 97,697 | 487,029 | 0.99245 | 4,550,165 | 46.6 |
| **30** | 0.00916 | 889 | 0.00184 | 97,115 | 483,352 | 0.98739 | 4,063,136 | 41.8 |
| **35** | 0.01609 | 1,548 | 0.00324 | 96,226 | 477,259 | 0.97805 | 3,579,785 | 37.2 |
| **40** | 0.02790 | 2,642 | 0.00566 | 94,678 | 466,784 | 0.96708 | 3,102,526 | 32.8 |
| **45** | 0.03809 | 3,506 | 0.00777 | 92,036 | 451,416 | 0.95215 | 2,635,741 | 28.6 |
| **50** | 0.05800 | 5,135 | 0.01195 | 88,530 | 429,815 | 0.93146 | 2,184,325 | 24.7 |
| **55** | 0.07973 | 6,649 | 0.01661 | 83,396 | 400,357 | 0.90641 | 1,754,510 | 21.0 |
| **60** | 0.10865 | 8,339 | 0.02298 | 76,747 | 362,887 | 0.87687 | 1,354,153 | 17.6 |
| **65** | 0.13937 | 9,534 | 0.02996 | 68,408 | 318,205 | 0.83334 | 991,266 | 14.5 |
| **70** | 0.19837 | 11,679 | 0.04404 | 58,874 | 265,173 | 0.77087 | 673,061 | 11.4 |
| **75** | 0.26749 | 12,624 | 0.06176 | 47,195 | 204,415 | 0.49884 [c] | 407,887 | 8.6 |
| **80+** | 1.00000 | 34,571 | 0.16990 | 34,571 | 203,472 | - | 203,472 | 5.9 |
| **Perempuan** *Female* | | | | | | | | |
| **0** | 0.00583 | 583 | 0.00587 | 100,000 | 99,456 | 0.99376 [a] | 7,580,932 | 75.8 |
| **1** | 0.00099 | 98 | 0.00025 | 99,417 | 397,423 | 0.99898 [b] | 7,481,476 | 75.3 |
| **5** | 0.00089 | 89 | 0.00018 | 99,319 | 496,372 | 0.99901 | 7,084,053 | 71.3 |
| **10** | 0.00110 | 109 | 0.00022 | 99,230 | 495,878 | 0.99867 | 6,587,681 | 66.4 |
| **15** | 0.00157 | 156 | 0.00031 | 99,121 | 495,217 | 0.99812 | 6,091,802 | 61.5 |
| **20** | 0.00219 | 217 | 0.00044 | 98,965 | 494,284 | 0.99755 | 5,596,585 | 56.6 |
| **25** | 0.00270 | 266 | 0.00054 | 98,748 | 493,075 | 0.99654 | 5,102,301 | 51.7 |
| **30** | 0.00423 | 416 | 0.00085 | 98,482 | 491,368 | 0.99367 | 4,609,226 | 46.8 |
| **35** | 0.00845 | 828 | 0.00170 | 98,065 | 488,256 | 0.98816 | 4,117,859 | 42.0 |
| **40** | 0.01526 | 1,484 | 0.00308 | 97,237 | 482,475 | 0.98171 | 3,629,603 | 37.3 |
| **45** | 0.02137 | 2,046 | 0.00432 | 95,753 | 473,651 | 0.97342 | 3,147,128 | 32.9 |
| **50** | 0.03191 | 2,991 | 0.00649 | 93,707 | 461,060 | 0.96152 | 2,673,477 | 28.5 |
| **55** | 0.04526 | 4,106 | 0.00926 | 90,717 | 443,318 | 0.94375 | 2,212,417 | 24.4 |
| **60** | 0.06777 | 5,869 | 0.01403 | 86,611 | 418,379 | 0.92261 | 1,769,099 | 20.4 |
| **65** | 0.08771 | 7,082 | 0.01835 | 80,741 | 386,001 | 0.88583 | 1,350,719 | 16.7 |
| **70** | 0.14318 | 10,546 | 0.03084 | 73,659 | 341,929 | 0.82556 | 964,719 | 13.1 |
| **75** | 0.21093 | 13,313 | 0.04716 | 63,113 | 282,282 | 0.54675 [c] | 622,789 | 9.9 |
| **80+** | 1.00000 | 49,800 | 0.14625 | 49,800 | 340,508 | - | 340,508 | 6.8 |

**Nota:** *Notes:*

[a] **Daripada umur 0 hingga kumpulan umur 1-4**
*From age of 0 to age group 1-4*

[b] **Daripada umur 0, kumpulan umur 1-4 hingga kumpulan umur 5-9**
*From age of 0, age group 1-4 to age group 5-9*

[c] **Daripada umur 75 hingga 80+**
*From age of 75 to 80+*

[p] **Permulaan**
*Preliminary*

**Jadual 4.2.1: Jadual hayat ringkas mengikut jantina dan umur, Baling, Kedah, 2025[p]**

*Table 4.2.1: Abridged life table by sex and age, Baling, Kedah, 2025 [p]*

| **Umur** *Age* | **Kebarangkalian mati di antara umur x dan umur x+n** *Probability of dying between age x and age x+n* | **Bilangan kematian di antara umur x dan umur x+n** *Number of deaths between age x and age x+n* | **Kadar tengah mortaliti di antara umur x dan umur x+n** *Central mortality rate between age x and age x+n* | **Penakat (orang yang masih hidup) pada umur tepat x** *Survivors at exact age x* | **Bilangan orang hidup-tahun di antara umur x dan umur x+n** *Number of person-years lived between age x and age x+n* | **Nisbah ketakatan** *Survival ratio* | **Jumlah bilangan orang hidup-tahun selepas umur tepat x** *Total number of person-years lived after exact age x* | **Jangkaan hayat** *Life expectancy* |
|---|---|---|---|---|---|---|---|---|
| **x** | $_nq_x$ | $_nd_x$ | $_nm_x$ | $l_x$ | $_nL_x$ | $_nS_x$ | $T_x$ | $e_x$ |
| **Lelaki dan Perempuan** *Both sexes* | | | | | | | | |
| **0** | 0.00546 | 546 | 0.00548 | 100,000 | 99,491 | 0.99372 [a] | 6,965,529 | 69.7 |
| **1** | 0.00182 | 181 | 0.00046 | 99,454 | 397,367 | 0.99806 [b] | 6,866,038 | 69.0 |
| **5** | 0.00191 | 190 | 0.00038 | 99,273 | 495,892 | 0.99778 | 6,468,671 | 65.2 |
| **10** | 0.00254 | 251 | 0.00051 | 99,083 | 494,789 | 0.99647 | 5,972,779 | 60.3 |
| **15** | 0.00452 | 447 | 0.00091 | 98,832 | 493,044 | 0.99435 | 5,477,990 | 55.4 |
| **20** | 0.00679 | 668 | 0.00136 | 98,385 | 490,258 | 0.99352 | 4,984,947 | 50.7 |
| **25** | 0.00618 | 604 | 0.00124 | 97,718 | 487,080 | 0.99133 | 4,494,688 | 46.0 |
| **30** | 0.01118 | 1,086 | 0.00225 | 97,114 | 482,856 | 0.98730 | 4,007,608 | 41.3 |
| **35** | 0.01423 | 1,367 | 0.00287 | 96,028 | 476,723 | 0.97750 | 3,524,752 | 36.7 |
| **40** | 0.03089 | 2,924 | 0.00627 | 94,661 | 465,996 | 0.96550 | 3,048,029 | 32.2 |
| **45** | 0.03823 | 3,507 | 0.00780 | 91,737 | 449,919 | 0.95736 | 2,582,032 | 28.1 |
| **50** | 0.04723 | 4,167 | 0.00967 | 88,230 | 430,733 | 0.93504 | 2,132,114 | 24.2 |
| **55** | 0.08357 | 7,025 | 0.01744 | 84,063 | 402,753 | 0.89755 | 1,701,380 | 20.2 |
| **60** | 0.12305 | 9,479 | 0.02622 | 77,038 | 361,492 | 0.86816 | 1,298,627 | 16.9 |
| **65** | 0.14186 | 9,584 | 0.03054 | 67,559 | 313,834 | 0.81701 | 937,135 | 13.9 |
| **70** | 0.23092 | 13,387 | 0.05221 | 57,975 | 256,407 | 0.73929 | 623,301 | 10.8 |
| **75** | 0.29945 | 13,352 | 0.07044 | 44,588 | 189,559 | 0.48334 [c] | 366,894 | 8.2 |
| **80+** | 1.00000 | 31,236 | 0.17614 | 31,236 | 177,335 | - | 177,335 | 5.7 |
| **Lelaki** *Male* | | | | | | | | |
| **0** | 0.00584 | 584 | 0.00587 | 100,000 | 99,451 | 0.99300 [a] | 6,694,983 | 66.9 |
| **1** | 0.00261 | 260 | 0.00065 | 99,416 | 397,051 | 0.99733 [b] | 6,595,532 | 66.3 |
| **5** | 0.00245 | 243 | 0.00049 | 99,157 | 495,176 | 0.99705 | 6,198,481 | 62.5 |
| **10** | 0.00345 | 341 | 0.00069 | 98,914 | 493,715 | 0.99510 | 5,703,305 | 57.7 |
| **15** | 0.00636 | 626 | 0.00128 | 98,572 | 491,295 | 0.99222 | 5,209,590 | 52.9 |
| **20** | 0.00922 | 903 | 0.00185 | 97,946 | 487,471 | 0.99086 | 4,718,295 | 48.2 |
| **25** | 0.00906 | 879 | 0.00182 | 97,042 | 483,015 | 0.98848 | 4,230,824 | 43.6 |
| **30** | 0.01401 | 1,347 | 0.00282 | 96,163 | 477,449 | 0.98427 | 3,747,809 | 39.0 |
| **35** | 0.01748 | 1,657 | 0.00353 | 94,816 | 469,937 | 0.97483 | 3,270,360 | 34.5 |
| **40** | 0.03300 | 3,075 | 0.00671 | 93,159 | 458,107 | 0.96141 | 2,800,422 | 30.1 |
| **45** | 0.04436 | 3,996 | 0.00907 | 90,084 | 440,430 | 0.94906 | 2,342,315 | 26.0 |
| **50** | 0.05782 | 4,978 | 0.01191 | 86,088 | 417,995 | 0.91977 | 1,901,885 | 22.1 |
| **55** | 0.10401 | 8,436 | 0.02194 | 81,110 | 384,461 | 0.87272 | 1,483,890 | 18.3 |
| **60** | 0.15325 | 11,137 | 0.03319 | 72,674 | 335,528 | 0.83738 | 1,099,429 | 15.1 |
| **65** | 0.17368 | 10,688 | 0.03804 | 61,537 | 280,965 | 0.76990 | 763,901 | 12.4 |
| **70** | 0.29838 | 15,173 | 0.07014 | 50,849 | 216,314 | 0.67965 | 482,935 | 9.5 |
| **75** | 0.35165 | 12,546 | 0.08533 | 35,677 | 147,019 | 0.44859 [c] | 266,621 | 7.5 |
| **80+** | 1.00000 | 23,131 | 0.19340 | 23,131 | 119,603 | - | 119,603 | 5.2 |
| **Perempuan** *Female* | | | | | | | | |
| **0** | 0.00504 | 504 | 0.00506 | 100,000 | 99,529 | 0.99454 [a] | 7,272,223 | 72.7 |
| **1** | 0.00099 | 99 | 0.00025 | 99,496 | 397,739 | 0.99877 [b] | 7,172,694 | 72.1 |
| **5** | 0.00133 | 132 | 0.00027 | 99,397 | 496,657 | 0.99855 | 6,774,955 | 68.2 |
| **10** | 0.00157 | 156 | 0.00031 | 99,265 | 495,937 | 0.99794 | 6,278,298 | 63.2 |
| **15** | 0.00255 | 253 | 0.00051 | 99,110 | 494,916 | 0.99677 | 5,782,361 | 58.3 |
| **20** | 0.00391 | 386 | 0.00078 | 98,857 | 493,318 | 0.99667 | 5,287,445 | 53.5 |
| **25** | 0.00275 | 271 | 0.00055 | 98,470 | 491,674 | 0.99462 | 4,794,127 | 48.7 |
| **30** | 0.00801 | 787 | 0.00161 | 98,199 | 489,030 | 0.99060 | 4,302,453 | 43.8 |
| **35** | 0.01080 | 1,053 | 0.00217 | 97,413 | 484,432 | 0.98024 | 3,813,423 | 39.1 |
| **40** | 0.02882 | 2,777 | 0.00585 | 96,360 | 474,858 | 0.96970 | 3,328,991 | 34.5 |
| **45** | 0.03182 | 2,978 | 0.00647 | 93,583 | 460,471 | 0.96564 | 2,854,133 | 30.5 |
| **50** | 0.03698 | 3,351 | 0.00754 | 90,605 | 444,649 | 0.94967 | 2,393,662 | 26.4 |
| **55** | 0.06419 | 5,601 | 0.01326 | 87,254 | 422,270 | 0.92123 | 1,949,013 | 22.3 |
| **60** | 0.09435 | 7,704 | 0.01980 | 81,654 | 389,009 | 0.89630 | 1,526,742 | 18.7 |
| **65** | 0.11403 | 8,433 | 0.02419 | 73,950 | 348,667 | 0.85876 | 1,137,734 | 15.4 |
| **70** | 0.17195 | 11,266 | 0.03763 | 65,517 | 299,421 | 0.79067 | 789,067 | 12.0 |
| **75** | 0.25447 | 13,805 | 0.05831 | 54,251 | 236,743 | 0.51650 [c] | 489,646 | 9.0 |
| **80+** | 1.00000 | 40,446 | 0.15993 | 40,446 | 252,903 | - | 252,903 | 6.3 |

**Nota:** *Notes:*

[a] **Daripada umur 0 hingga kumpulan umur 1-4**
*From age of 0 to age group 1-4*

[b] **Daripada umur 0, kumpulan umur 1-4 hingga kumpulan umur 5-9**
*From age of 0, age group 1-4 to age group 5-9*

[c] **Daripada umur 75 hingga 80+**
*From age of 75 to 80+*

[p] **Permulaan**
*Preliminary*

**Jadual 4.2.2: Jadual hayat ringkas mengikut jantina dan umur, Bandar Baharu, Kedah, 2025[P]**

*Table 4.2.2: Abridged life table by sex and age, Bandar Baharu, Kedah, 2025 [P]*

| Umur *Age* | Kebarangkalian mati di antara umur x dan umur x+n *Probability of dying between age x and age x+n* | Bilangan kematian di antara umur x dan umur x+n *Number of deaths between age x and age x+n* | Kadar tengah mortaliti di antara umur x dan umur x+n *Central mortality rate between age x and age x+n* | Penakat (orang yang masih hidup) pada umur tepat x *Survivors at exact age x* | Bilangan orang hidup-tahun di antara umur x dan umur x+n *Number of person-years lived between age x and age x+n* | Nisbah ketakatan *Survival ratio* | Jumlah bilangan orang hidup-tahun selepas umur tepat x *Total number of person-years lived after exact age x* | Jangkaan hayat *Life expectancy* |
|---|---|---|---|---|---|---|---|---|
| x | $_nq_x$ | $_nd_x$ | $_nm_x$ | $l_x$ | $_nL_x$ | $_nS_x$ | $T_x$ | $e_x$ |
| **Lelaki dan Perempuan** *Both sexes* | | | | | | | | |
| **0** | 0.00894 | 894 | 0.00901 | 100,000 | 99,175 | 0.99049 [a] | 7,040,359 | 70.4 |
| **1** | 0.00143 | 141 | 0.00036 | 99,106 | 396,072 | 0.99850 [b] | 6,941,185 | 70.0 |
| **5** | 0.00130 | 128 | 0.00026 | 98,965 | 494,503 | 0.99872 | 6,545,113 | 66.1 |
| **10** | 0.00126 | 125 | 0.00025 | 98,836 | 493,870 | 0.99823 | 6,050,610 | 61.2 |
| **15** | 0.00227 | 224 | 0.00046 | 98,712 | 492,997 | 0.99577 | 5,556,739 | 56.3 |
| **20** | 0.00619 | 610 | 0.00124 | 98,487 | 490,911 | 0.99470 | 5,063,743 | 51.4 |
| **25** | 0.00440 | 431 | 0.00088 | 97,877 | 488,310 | 0.99376 | 4,572,832 | 46.7 |
| **30** | 0.00809 | 788 | 0.00162 | 97,447 | 485,263 | 0.98638 | 4,084,522 | 41.9 |
| **35** | 0.01921 | 1,856 | 0.00388 | 96,658 | 478,651 | 0.97831 | 3,599,259 | 37.2 |
| **40** | 0.02423 | 2,297 | 0.00491 | 94,802 | 468,267 | 0.97391 | 3,120,608 | 32.9 |
| **45** | 0.02800 | 2,590 | 0.00568 | 92,505 | 456,050 | 0.95663 | 2,652,340 | 28.7 |
| **50** | 0.05918 | 5,321 | 0.01220 | 89,915 | 436,273 | 0.92665 | 2,196,290 | 24.4 |
| **55** | 0.08842 | 7,479 | 0.01850 | 84,594 | 404,271 | 0.90320 | 1,760,017 | 20.8 |
| **60** | 0.10600 | 8,174 | 0.02239 | 77,115 | 365,137 | 0.88432 | 1,355,746 | 17.6 |
| **65** | 0.12651 | 8,721 | 0.02701 | 68,940 | 322,898 | 0.83312 | 990,609 | 14.4 |
| **70** | 0.21311 | 12,833 | 0.04770 | 60,219 | 269,012 | 0.75308 | 667,711 | 11.1 |
| **75** | 0.28988 | 13,736 | 0.06780 | 47,386 | 202,588 | 0.49188 [c] | 398,700 | 8.4 |
| **80+** | 1.00000 | 33,649 | 0.17158 | 33,649 | 196,112 | - | 196,112 | 5.8 |
| **Lelaki** *Male* | | | | | | | | |
| **0** | 0.00933 | 933 | 0.00941 | 100,000 | 99,132 | 0.98995 [a] | 6,794,296 | 67.9 |
| **1** | 0.00181 | 179 | 0.00045 | 99,067 | 395,842 | 0.99808 [b] | 6,695,164 | 67.6 |
| **5** | 0.00168 | 166 | 0.00034 | 98,888 | 494,025 | 0.99793 | 6,299,322 | 63.7 |
| **10** | 0.00246 | 243 | 0.00049 | 98,722 | 493,003 | 0.99699 | 5,805,297 | 58.8 |
| **15** | 0.00355 | 350 | 0.00071 | 98,479 | 491,520 | 0.99370 | 5,312,294 | 53.9 |
| **20** | 0.00905 | 888 | 0.00182 | 98,129 | 488,425 | 0.99314 | 4,820,774 | 49.1 |
| **25** | 0.00465 | 452 | 0.00093 | 97,241 | 485,074 | 0.99291 | 4,332,349 | 44.6 |
| **30** | 0.00955 | 924 | 0.00192 | 96,789 | 481,634 | 0.98241 | 3,847,275 | 39.7 |
| **35** | 0.02571 | 2,464 | 0.00521 | 95,865 | 473,163 | 0.97230 | 3,365,642 | 35.1 |
| **40** | 0.02974 | 2,778 | 0.00604 | 93,400 | 460,057 | 0.96751 | 2,892,479 | 31.0 |
| **45** | 0.03533 | 3,201 | 0.00719 | 90,623 | 445,110 | 0.94294 | 2,432,422 | 26.8 |
| **50** | 0.07958 | 6,957 | 0.01658 | 87,421 | 419,713 | 0.90456 | 1,987,312 | 22.7 |
| **55** | 0.11268 | 9,066 | 0.02388 | 80,464 | 379,654 | 0.88552 | 1,567,599 | 19.5 |
| **60** | 0.11652 | 8,319 | 0.02475 | 71,398 | 336,190 | 0.88316 | 1,187,944 | 16.6 |
| **65** | 0.11721 | 7,394 | 0.02490 | 63,079 | 296,909 | 0.80520 | 851,754 | 13.5 |
| **70** | 0.28269 | 15,741 | 0.06584 | 55,685 | 239,072 | 0.70251 | 554,845 | 10.0 |
| **75** | 0.31812 | 12,707 | 0.07566 | 39,944 | 167,951 | 0.46813 [c] | 315,774 | 7.9 |
| **80+** | 1.00000 | 27,237 | 0.18425 | 27,237 | 147,822 | - | 147,822 | 5.4 |
| **Perempuan** *Female* | | | | | | | | |
| **0** | 0.00854 | 854 | 0.00861 | 100,000 | 99,211 | 0.99110 [a] | 7,305,040 | 73.1 |
| **1** | 0.00100 | 99 | 0.00025 | 99,146 | 396,338 | 0.99892 [b] | 7,205,829 | 72.7 |
| **5** | 0.00089 | 88 | 0.00018 | 99,047 | 495,014 | 0.99955 | 6,809,492 | 68.8 |
| **10** | 0.00000 | - | 0.00000 | 98,959 | 494,793 | 0.99953 | 6,314,478 | 63.8 |
| **15** | 0.00093 | 92 | 0.00019 | 98,959 | 494,563 | 0.99817 | 5,819,685 | 58.8 |
| **20** | 0.00274 | 270 | 0.00055 | 98,867 | 493,656 | 0.99659 | 5,325,122 | 53.9 |
| **25** | 0.00409 | 404 | 0.00082 | 98,596 | 491,971 | 0.99475 | 4,831,466 | 49.0 |
| **30** | 0.00641 | 629 | 0.00129 | 98,192 | 489,389 | 0.99071 | 4,339,495 | 44.2 |
| **35** | 0.01220 | 1,190 | 0.00245 | 97,563 | 484,841 | 0.98458 | 3,850,106 | 39.5 |
| **40** | 0.01869 | 1,801 | 0.00377 | 96,373 | 477,363 | 0.98056 | 3,365,265 | 34.9 |
| **45** | 0.02021 | 1,911 | 0.00408 | 94,572 | 468,082 | 0.97055 | 2,887,903 | 30.5 |
| **50** | 0.03888 | 3,602 | 0.00793 | 92,661 | 454,298 | 0.94777 | 2,419,821 | 26.1 |
| **55** | 0.06613 | 5,889 | 0.01368 | 89,058 | 430,568 | 0.91944 | 1,965,523 | 22.1 |
| **60** | 0.09601 | 7,985 | 0.02017 | 83,169 | 395,882 | 0.88548 | 1,534,955 | 18.5 |
| **65** | 0.13498 | 10,149 | 0.02895 | 75,184 | 350,547 | 0.85544 | 1,139,073 | 15.2 |
| **70** | 0.15564 | 10,122 | 0.03376 | 65,035 | 299,870 | 0.79304 | 788,526 | 12.1 |
| **75** | 0.26773 | 14,702 | 0.06182 | 54,913 | 237,810 | 0.51334 [c] | 488,656 | 8.9 |
| **80+** | 1.00000 | 40,211 | 0.16030 | 40,211 | 250,846 | - | 250,846 | 6.2 |

**Nota:** *Notes:*

[a] **Daripada umur 0 hingga kumpulan umur 1-4**
*From age of 0 to age group 1-4*

[b] **Daripada umur 0, kumpulan umur 1-4 hingga kumpulan umur 5-9**
*From age of 0, age group 1-4 to age group 5-9*

[c] **Daripada umur 75 hingga 80+**
*From age of 75 to 80+*

[P] **Permulaan**
*Preliminary*

**Jadual 4.2.3: Jadual hayat ringkas mengikut jantina dan umur, Kota Setar, Kedah, 2025[p]**

*Table 4.2.3: Abridged life table by sex and age, Kota Setar, Kedah, 2025[p]*

| **Umur** *Age* | **Kebarangkalian mati di antara umur x dan umur x+n** *Probability of dying between age x and age x+n* | **Bilangan kematian di antara umur x dan umur x+n** *Number of deaths between age x and age x+n* | **Kadar tengah mortaliti di antara umur x dan umur x+n** *Central mortality rate between age x and age x+n* | **Penakat (orang yang masih hidup) pada umur tepat x** *Survivors at exact age x* | **Bilangan orang hidup-tahun di antara umur x dan umur x+n** *Number of person-years lived between age x and age x+n* | **Nisbah ketakatan** *Survival ratio* | **Jumlah bilangan orang hidup-tahun selepas umur tepat x** *Total number of person-years lived after exact age x* | **Jangkaan hayat** *Life expectancy* |
|---|---|---|---|---|---|---|---|---|
| **x** | $_nq_x$ | $_nd_x$ | $_nm_x$ | $l_x$ | $_nL_x$ | $_nS_x$ | $T_x$ | $e_x$ |
| **Lelaki dan Perempuan** *Both sexes* | | | | | | | | |
| **0** | 0.00629 | 629 | 0.00633 | 100,000 | 99,414 | 0.99334 [a] | 7,259,800 | 72.6 |
| **1** | 0.00091 | 91 | 0.00023 | 99,371 | 397,257 | 0.99899 [b] | 7,160,386 | 72.1 |
| **5** | 0.00093 | 92 | 0.00019 | 99,280 | 496,170 | 0.99909 | 6,763,129 | 68.1 |
| **10** | 0.00089 | 89 | 0.00018 | 99,188 | 495,718 | 0.99826 | 6,266,959 | 63.2 |
| **15** | 0.00258 | 256 | 0.00052 | 99,099 | 494,856 | 0.99710 | 5,771,241 | 58.2 |
| **20** | 0.00323 | 319 | 0.00065 | 98,843 | 493,419 | 0.99635 | 5,276,385 | 53.4 |
| **25** | 0.00407 | 401 | 0.00082 | 98,524 | 491,619 | 0.99467 | 4,782,965 | 48.5 |
| **30** | 0.00658 | 646 | 0.00132 | 98,123 | 489,001 | 0.99027 | 4,291,346 | 43.7 |
| **35** | 0.01289 | 1,257 | 0.00260 | 97,477 | 484,244 | 0.98194 | 3,802,345 | 39.0 |
| **40** | 0.02329 | 2,241 | 0.00471 | 96,220 | 475,500 | 0.97350 | 3,318,102 | 34.5 |
| **45** | 0.02979 | 2,800 | 0.00605 | 93,980 | 462,899 | 0.96642 | 2,842,602 | 30.2 |
| **50** | 0.03748 | 3,417 | 0.00764 | 91,180 | 447,357 | 0.95225 | 2,379,703 | 26.1 |
| **55** | 0.05841 | 5,126 | 0.01203 | 87,763 | 425,997 | 0.92774 | 1,932,346 | 22.0 |
| **60** | 0.08697 | 7,187 | 0.01818 | 82,636 | 395,214 | 0.89551 | 1,506,349 | 18.2 |
| **65** | 0.12368 | 9,331 | 0.02637 | 75,449 | 353,918 | 0.84510 | 1,111,135 | 14.7 |
| **70** | 0.19052 | 12,597 | 0.04212 | 66,118 | 299,097 | 0.76308 | 757,216 | 11.5 |
| **75** | 0.29423 | 15,747 | 0.06900 | 53,521 | 228,236 | 0.50180 [c] | 458,120 | 8.6 |
| **80+** | 1.00000 | 37,774 | 0.16432 | 37,774 | 229,884 | - | 229,884 | 6.1 |
| **Lelaki** *Male* | | | | | | | | |
| **0** | 0.00569 | 569 | 0.00572 | 100,000 | 99,465 | 0.99376 [a] | 6,972,279 | 69.7 |
| **1** | 0.00132 | 131 | 0.00033 | 99,431 | 397,415 | 0.99855 [b] | 6,872,815 | 69.1 |
| **5** | 0.00137 | 136 | 0.00028 | 99,300 | 496,160 | 0.99870 | 6,475,400 | 65.2 |
| **10** | 0.00122 | 121 | 0.00024 | 99,164 | 495,516 | 0.99734 | 5,979,240 | 60.3 |
| **15** | 0.00410 | 406 | 0.00082 | 99,043 | 494,198 | 0.99554 | 5,483,724 | 55.4 |
| **20** | 0.00482 | 476 | 0.00097 | 98,636 | 491,992 | 0.99480 | 4,989,526 | 50.6 |
| **25** | 0.00557 | 547 | 0.00112 | 98,161 | 489,437 | 0.99253 | 4,497,534 | 45.8 |
| **30** | 0.00939 | 916 | 0.00189 | 97,614 | 485,779 | 0.98613 | 4,008,097 | 41.1 |
| **35** | 0.01839 | 1,779 | 0.00371 | 96,698 | 479,041 | 0.97498 | 3,522,318 | 36.4 |
| **40** | 0.03177 | 3,016 | 0.00646 | 94,919 | 467,055 | 0.96394 | 3,043,277 | 32.1 |
| **45** | 0.04048 | 3,721 | 0.00826 | 91,903 | 450,214 | 0.95410 | 2,576,221 | 28.0 |
| **50** | 0.05154 | 4,545 | 0.01058 | 88,183 | 429,550 | 0.93546 | 2,126,007 | 24.1 |
| **55** | 0.07824 | 6,544 | 0.01628 | 83,638 | 401,828 | 0.90717 | 1,696,457 | 20.3 |
| **60** | 0.10866 | 8,377 | 0.02298 | 77,094 | 364,527 | 0.87010 | 1,294,628 | 16.8 |
| **65** | 0.15374 | 10,565 | 0.03331 | 68,717 | 317,174 | 0.81172 | 930,101 | 13.5 |
| **70** | 0.22910 | 13,323 | 0.05175 | 58,152 | 257,456 | 0.72701 | 612,928 | 10.5 |
| **75** | 0.32992 | 14,790 | 0.07902 | 44,830 | 187,174 | 0.47345 [c] | 355,472 | 7.9 |
| **80+** | 1.00000 | 30,040 | 0.17849 | 30,040 | 168,297 | - | 168,297 | 5.6 |
| **Perempuan** *Female* | | | | | | | | |
| **0** | 0.00693 | 693 | 0.00697 | 100,000 | 99,356 | 0.99294 [a] | 7,563,313 | 75.6 |
| **1** | 0.00047 | 47 | 0.00012 | 99,307 | 397,111 | 0.99944 [b] | 7,463,957 | 75.2 |
| **5** | 0.00045 | 45 | 0.00009 | 99,260 | 496,189 | 0.99950 | 7,066,845 | 71.2 |
| **10** | 0.00055 | 54 | 0.00011 | 99,215 | 495,941 | 0.99923 | 6,570,657 | 66.2 |
| **15** | 0.00099 | 98 | 0.00020 | 99,161 | 495,560 | 0.99873 | 6,074,715 | 61.3 |
| **20** | 0.00155 | 153 | 0.00031 | 99,063 | 494,931 | 0.99801 | 5,579,155 | 56.3 |
| **25** | 0.00244 | 241 | 0.00049 | 98,909 | 493,945 | 0.99692 | 5,084,224 | 51.4 |
| **30** | 0.00373 | 368 | 0.00075 | 98,668 | 492,421 | 0.99427 | 4,590,280 | 46.5 |
| **35** | 0.00774 | 761 | 0.00155 | 98,300 | 489,598 | 0.98857 | 4,097,858 | 41.7 |
| **40** | 0.01515 | 1,478 | 0.00305 | 97,539 | 484,000 | 0.98271 | 3,608,261 | 37.0 |
| **45** | 0.01946 | 1,870 | 0.00393 | 96,061 | 475,631 | 0.97794 | 3,124,261 | 32.5 |
| **50** | 0.02470 | 2,327 | 0.00500 | 94,191 | 465,140 | 0.96724 | 2,648,630 | 28.1 |
| **55** | 0.04103 | 3,769 | 0.00838 | 91,865 | 449,900 | 0.94619 | 2,183,490 | 23.8 |
| **60** | 0.06714 | 5,914 | 0.01389 | 88,095 | 425,691 | 0.91795 | 1,733,591 | 19.7 |
| **65** | 0.09803 | 8,056 | 0.02062 | 82,181 | 390,764 | 0.87395 | 1,307,900 | 15.9 |
| **70** | 0.15712 | 11,646 | 0.03410 | 74,125 | 341,508 | 0.79462 | 917,135 | 12.4 |
| **75** | 0.26263 | 16,409 | 0.06047 | 62,478 | 271,370 | 0.52857 [c] | 575,627 | 9.2 |
| **80+** | 1.00000 | 46,069 | 0.15142 | 46,069 | 304,258 | - | 304,258 | 6.6 |

**Nota:** *Notes:*

[a] **Daripada umur 0 hingga kumpulan umur 1-4**
*From age of 0 to age group 1-4*

[b] **Daripada umur 0, kumpulan umur 1-4 hingga kumpulan umur 5-9**
*From age of 0, age group 1-4 to age group 5-9*

[c] **Daripada umur 75 hingga 80+**
*From age of 75 to 80+*

[p] **Permulaan**
*Preliminary*

**Jadual 4.2.4: Jadual hayat ringkas mengikut jantina dan umur, Kuala Muda, Kedah, 2025[p]**

*Table 4.2.4: Abridged life table by sex and age, Kuala Muda, Kedah, 2025 [p]*

| **Umur** *Age* | **Kebarangkalian mati di antara umur x dan umur x+n** *Probability of dying between age x and age x+n* | **Bilangan kematian di antara umur x dan umur x+n** *Number of deaths between age x and age x+n* | **Kadar tengah mortaliti di antara umur x dan umur x+n** *Central mortality rate between age x and age x+n* | **Penakat (orang yang masih hidup) pada umur tepat x** *Survivors at exact age x* | **Bilangan orang hidup-tahun di antara umur x dan umur x+n** *Number of person-years lived between age x and age x+n* | **Nisbah ketakatan** *Survival ratio* | **Jumlah bilangan orang hidup-tahun selepas umur tepat x** *Total number of person-years lived after exact age x* | **Jangkaan hayat** *Life expectancy* |
|---|---|---|---|---|---|---|---|---|
| **x** | $_nq_x$ | $_nd_x$ | $_nm_x$ | $l_x$ | $_nL_x$ | $_nS_x$ | $T_x$ | $e_x$ |
| **Lelaki dan Perempuan** *Both sexes* | | | | | | | | |
| **0** | 0.00683 | 683 | 0.00688 | 100,000 | 99,365 | 0.99293 [a] | 7,435,589 | 74.4 |
| **1** | 0.00068 | 67 | 0.00017 | 99,317 | 397,100 | 0.99904 [b] | 7,336,224 | 73.9 |
| **5** | 0.00104 | 103 | 0.00021 | 99,250 | 495,989 | 0.99887 | 6,939,125 | 69.9 |
| **10** | 0.00121 | 120 | 0.00024 | 99,146 | 495,430 | 0.99775 | 6,443,136 | 65.0 |
| **15** | 0.00330 | 326 | 0.00066 | 99,026 | 494,314 | 0.99645 | 5,947,706 | 60.1 |
| **20** | 0.00381 | 377 | 0.00076 | 98,700 | 492,557 | 0.99615 | 5,453,392 | 55.3 |
| **25** | 0.00389 | 382 | 0.00078 | 98,323 | 490,660 | 0.99492 | 4,960,835 | 50.5 |
| **30** | 0.00627 | 614 | 0.00126 | 97,941 | 488,170 | 0.99103 | 4,470,175 | 45.6 |
| **35** | 0.01168 | 1,137 | 0.00235 | 97,327 | 483,793 | 0.98441 | 3,982,004 | 40.9 |
| **40** | 0.01955 | 1,881 | 0.00395 | 96,190 | 476,249 | 0.97660 | 3,498,211 | 36.4 |
| **45** | 0.02732 | 2,577 | 0.00554 | 94,310 | 465,105 | 0.96588 | 3,021,962 | 32.0 |
| **50** | 0.04112 | 3,772 | 0.00840 | 91,733 | 449,234 | 0.94963 | 2,556,857 | 27.9 |
| **55** | 0.06003 | 5,280 | 0.01238 | 87,961 | 426,605 | 0.93031 | 2,107,623 | 24.0 |
| **60** | 0.07998 | 6,613 | 0.01666 | 82,681 | 396,873 | 0.91045 | 1,681,018 | 20.3 |
| **65** | 0.09995 | 7,603 | 0.02104 | 76,068 | 361,333 | 0.88458 | 1,284,145 | 16.9 |
| **70** | 0.13260 | 9,078 | 0.02840 | 68,465 | 319,629 | 0.84752 | 922,812 | 13.5 |
| **75** | 0.17541 | 10,417 | 0.03845 | 59,387 | 270,891 | 0.55090 [c] | 603,182 | 10.2 |
| **80+** | 1.00000 | 48,970 | 0.14737 | 48,970 | 332,291 | - | 332,291 | 6.8 |
| **Lelaki** *Male* | | | | | | | | |
| **0** | 0.00736 | 736 | 0.00741 | 100,000 | 99,311 | 0.99225 [a] | 7,177,339 | 71.8 |
| **1** | 0.00104 | 103 | 0.00026 | 99,264 | 396,813 | 0.99883 [b] | 7,078,028 | 71.3 |
| **5** | 0.00106 | 105 | 0.00021 | 99,161 | 495,543 | 0.99894 | 6,681,214 | 67.4 |
| **10** | 0.00106 | 105 | 0.00021 | 99,056 | 495,018 | 0.99694 | 6,185,671 | 62.4 |
| **15** | 0.00506 | 500 | 0.00101 | 98,951 | 493,505 | 0.99513 | 5,690,653 | 57.5 |
| **20** | 0.00468 | 461 | 0.00094 | 98,451 | 491,103 | 0.99517 | 5,197,148 | 52.8 |
| **25** | 0.00499 | 489 | 0.00100 | 97,990 | 488,728 | 0.99310 | 4,706,045 | 48.0 |
| **30** | 0.00881 | 859 | 0.00177 | 97,501 | 485,358 | 0.98847 | 4,217,317 | 43.3 |
| **35** | 0.01428 | 1,380 | 0.00288 | 96,642 | 479,760 | 0.98005 | 3,731,959 | 38.6 |
| **40** | 0.02571 | 2,449 | 0.00521 | 95,262 | 470,186 | 0.96958 | 3,252,200 | 34.1 |
| **45** | 0.03525 | 3,271 | 0.00718 | 92,813 | 455,885 | 0.95490 | 2,782,013 | 30.0 |
| **50** | 0.05530 | 4,952 | 0.01138 | 89,541 | 435,326 | 0.93401 | 2,326,128 | 26.0 |
| **55** | 0.07729 | 6,538 | 0.01608 | 84,589 | 406,600 | 0.91205 | 1,890,802 | 22.4 |
| **60** | 0.09950 | 7,766 | 0.02094 | 78,051 | 370,840 | 0.88682 | 1,484,202 | 19.0 |
| **65** | 0.12838 | 9,023 | 0.02744 | 70,285 | 328,867 | 0.86143 | 1,113,362 | 15.8 |
| **70** | 0.15026 | 9,205 | 0.03249 | 61,262 | 283,296 | 0.82953 | 784,495 | 12.8 |
| **75** | 0.19426 | 10,113 | 0.04303 | 52,057 | 235,001 | 0.53112 [c] | 501,199 | 9.6 |
| **80+** | 1.00000 | 41,944 | 0.15757 | 41,944 | 266,197 | - | 266,197 | 6.3 |
| **Perempuan** *Female* | | | | | | | | |
| **0** | 0.00627 | 627 | 0.00630 | 100,000 | 99,417 | 0.99369 [a] | 7,715,557 | 77.2 |
| **1** | 0.00027 | 27 | 0.00007 | 99,373 | 397,427 | 0.99927 [b] | 7,616,140 | 76.6 |
| **5** | 0.00102 | 101 | 0.00020 | 99,347 | 496,480 | 0.99881 | 7,218,713 | 72.7 |
| **10** | 0.00137 | 136 | 0.00027 | 99,245 | 495,887 | 0.99859 | 6,722,233 | 67.7 |
| **15** | 0.00145 | 144 | 0.00029 | 99,110 | 495,188 | 0.99793 | 6,226,346 | 62.8 |
| **20** | 0.00269 | 266 | 0.00054 | 98,965 | 494,163 | 0.99748 | 5,731,159 | 57.9 |
| **25** | 0.00235 | 232 | 0.00047 | 98,700 | 492,917 | 0.99722 | 5,236,996 | 53.1 |
| **30** | 0.00320 | 315 | 0.00064 | 98,467 | 491,548 | 0.99399 | 4,744,079 | 48.2 |
| **35** | 0.00882 | 866 | 0.00177 | 98,152 | 488,596 | 0.98901 | 4,252,531 | 43.3 |
| **40** | 0.01318 | 1,283 | 0.00265 | 97,286 | 483,225 | 0.98379 | 3,763,935 | 38.7 |
| **45** | 0.01927 | 1,850 | 0.00389 | 96,004 | 475,394 | 0.97644 | 3,280,710 | 34.2 |
| **50** | 0.02794 | 2,630 | 0.00567 | 94,154 | 464,193 | 0.96375 | 2,805,316 | 29.8 |
| **55** | 0.04480 | 4,100 | 0.00916 | 91,523 | 447,367 | 0.94659 | 2,341,123 | 25.6 |
| **60** | 0.06243 | 5,458 | 0.01289 | 87,423 | 423,473 | 0.93113 | 1,893,756 | 21.7 |
| **65** | 0.07574 | 6,208 | 0.01574 | 81,966 | 394,309 | 0.90527 | 1,470,283 | 17.9 |
| **70** | 0.11529 | 8,734 | 0.02447 | 75,758 | 356,954 | 0.86525 | 1,075,974 | 14.2 |
| **75** | 0.15676 | 10,506 | 0.03402 | 67,024 | 308,853 | 0.57045 [c] | 719,020 | 10.7 |
| **80+** | 1.00000 | 56,517 | 0.13779 | 56,517 | 410,167 | - | 410,167 | 7.3 |

**Nota:** *Notes:*

[a] **Daripada umur 0 hingga kumpulan umur 1-4**
*From age of 0 to age group 1-4*

[b] **Daripada umur 0, kumpulan umur 1-4 hingga kumpulan umur 5-9**
*From age of 0, age group 1-4 to age group 5-9*

[c] **Daripada umur 75 hingga 80+**
*From age of 75 to 80+*

[p] **Permulaan**
*Preliminary*

**Jadual 4.2.5: Jadual hayat ringkas mengikut jantina dan umur, Kubang Pasu, Kedah, 2025[P]**

*Table 4.2.5: Abridged life table by sex and age, Kubang Pasu, Kedah, 2025 [P]*

| **Umur** *Age* | **Kebarangkalian mati di antara umur x dan umur x+n** *Probability of dying between age x and age x+n* | **Bilangan kematian di antara umur x dan umur x+n** *Number of deaths between age x and age x+n* | **Kadar tengah mortaliti di antara umur x dan umur x+n** *Central mortality rate between age x and age x+n* | **Penakat (orang yang masih hidup) pada umur tepat x** *Survivors at exact age x* | **Bilangan orang hidup-tahun di antara umur x dan umur x+n** *Number of person-years lived between age x and age x+n* | **Nisbah ketakatan** *Survival ratio* | **Jumlah bilangan orang hidup-tahun selepas umur tepat x** *Total number of person-years lived after exact age x* | **Jangkaan hayat** *Life expectancy* |
|---|---|---|---|---|---|---|---|---|
| **x** | $_nq_x$ | $_nd_x$ | $_nm_x$ | $l_x$ | $_nL_x$ | $_nS_x$ | $T_x$ | $e_x$ |
| **Lelaki dan Perempuan** *Both sexes* | | | | | | | | |
| **0** | 0.00763 | 763 | 0.00769 | 100,000 | 99,292 | 0.99152 [a] | 7,281,899 | 72.8 |
| **1** | 0.00194 | 192 | 0.00049 | 99,237 | 396,467 | 0.99800 [b] | 7,182,607 | 72.4 |
| **5** | 0.00183 | 182 | 0.00037 | 99,044 | 494,767 | 0.99806 | 6,786,140 | 68.5 |
| **10** | 0.00205 | 203 | 0.00041 | 98,863 | 493,806 | 0.99726 | 6,291,373 | 63.6 |
| **15** | 0.00342 | 338 | 0.00069 | 98,660 | 492,455 | 0.99641 | 5,797,568 | 58.8 |
| **20** | 0.00376 | 370 | 0.00075 | 98,322 | 490,687 | 0.99594 | 5,305,113 | 54.0 |
| **25** | 0.00436 | 427 | 0.00087 | 97,953 | 488,694 | 0.99409 | 4,814,427 | 49.2 |
| **30** | 0.00747 | 729 | 0.00150 | 97,525 | 485,804 | 0.99003 | 4,325,733 | 44.4 |
| **35** | 0.01248 | 1,208 | 0.00251 | 96,796 | 480,962 | 0.98379 | 3,839,929 | 39.7 |
| **40** | 0.01998 | 1,910 | 0.00404 | 95,589 | 473,168 | 0.97685 | 3,358,967 | 35.1 |
| **45** | 0.02639 | 2,472 | 0.00535 | 93,679 | 462,213 | 0.96676 | 2,885,798 | 30.8 |
| **50** | 0.04027 | 3,673 | 0.00822 | 91,206 | 446,849 | 0.95292 | 2,423,585 | 26.6 |
| **55** | 0.05417 | 4,742 | 0.01114 | 87,533 | 425,812 | 0.93163 | 1,976,736 | 22.6 |
| **60** | 0.08337 | 6,903 | 0.01740 | 82,791 | 396,701 | 0.90066 | 1,550,924 | 18.7 |
| **65** | 0.11676 | 8,861 | 0.02480 | 75,889 | 357,291 | 0.85249 | 1,154,223 | 15.2 |
| **70** | 0.18231 | 12,220 | 0.04012 | 67,028 | 304,589 | 0.78277 | 796,932 | 11.9 |
| **75** | 0.25993 | 14,246 | 0.05975 | 54,808 | 238,423 | 0.51574 [c] | 492,343 | 9.0 |
| **80+** | 1.00000 | 40,562 | 0.15974 | 40,562 | 253,920 | - | 253,920 | 6.3 |
| **Lelaki** *Male* | | | | | | | | |
| **0** | 0.00964 | 964 | 0.00972 | 100,000 | 99,104 | 0.98970 [a] | 6,935,654 | 69.4 |
| **1** | 0.00171 | 169 | 0.00043 | 99,036 | 395,744 | 0.99801 [b] | 6,836,550 | 69.0 |
| **5** | 0.00192 | 190 | 0.00039 | 98,867 | 493,861 | 0.99741 | 6,440,806 | 65.1 |
| **10** | 0.00326 | 322 | 0.00065 | 98,677 | 492,581 | 0.99590 | 5,946,945 | 60.3 |
| **15** | 0.00495 | 487 | 0.00099 | 98,355 | 490,559 | 0.99429 | 5,454,364 | 55.5 |
| **20** | 0.00647 | 633 | 0.00130 | 97,868 | 487,758 | 0.99356 | 4,963,804 | 50.7 |
| **25** | 0.00641 | 624 | 0.00129 | 97,235 | 484,615 | 0.99154 | 4,476,046 | 46.0 |
| **30** | 0.01053 | 1,017 | 0.00212 | 96,611 | 480,513 | 0.98605 | 3,991,430 | 41.3 |
| **35** | 0.01740 | 1,664 | 0.00351 | 95,594 | 473,811 | 0.97734 | 3,510,917 | 36.7 |
| **40** | 0.02801 | 2,631 | 0.00568 | 93,930 | 463,075 | 0.96600 | 3,037,106 | 32.3 |
| **45** | 0.04016 | 3,667 | 0.00820 | 91,300 | 447,331 | 0.95178 | 2,574,031 | 28.2 |
| **50** | 0.05662 | 4,962 | 0.01165 | 87,633 | 425,761 | 0.93351 | 2,126,700 | 24.3 |
| **55** | 0.07696 | 6,362 | 0.01601 | 82,671 | 397,451 | 0.90681 | 1,700,939 | 20.6 |
| **60** | 0.11078 | 8,454 | 0.02346 | 76,309 | 360,411 | 0.87083 | 1,303,488 | 17.1 |
| **65** | 0.14984 | 10,167 | 0.03239 | 67,855 | 313,859 | 0.82128 | 943,077 | 13.9 |
| **70** | 0.21270 | 12,270 | 0.04760 | 57,688 | 257,764 | 0.74582 | 629,218 | 10.9 |
| **75** | 0.30686 | 13,937 | 0.07249 | 45,418 | 192,247 | 0.48245 [c] | 371,454 | 8.2 |
| **80+** | 1.00000 | 31,481 | 0.17567 | 31,481 | 179,207 | - | 179,207 | 5.7 |
| **Perempuan** *Female* | | | | | | | | |
| **0** | 0.00560 | 560 | 0.00563 | 100,000 | 99,477 | 0.99339 [a] | 7,646,579 | 76.5 |
| **1** | 0.00219 | 217 | 0.00055 | 99,440 | 397,220 | 0.99796 [b] | 7,547,102 | 75.9 |
| **5** | 0.00174 | 172 | 0.00035 | 99,223 | 495,683 | 0.99874 | 7,149,882 | 72.1 |
| **10** | 0.00078 | 77 | 0.00016 | 99,050 | 495,059 | 0.99870 | 6,654,199 | 67.2 |
| **15** | 0.00183 | 181 | 0.00037 | 98,973 | 494,413 | 0.99862 | 6,159,140 | 62.2 |
| **20** | 0.00092 | 91 | 0.00018 | 98,792 | 493,733 | 0.99844 | 5,664,726 | 57.3 |
| **25** | 0.00221 | 218 | 0.00044 | 98,701 | 492,961 | 0.99669 | 5,170,993 | 52.4 |
| **30** | 0.00441 | 434 | 0.00088 | 98,483 | 491,331 | 0.99388 | 4,678,032 | 47.5 |
| **35** | 0.00783 | 768 | 0.00157 | 98,049 | 488,327 | 0.98965 | 4,186,701 | 42.7 |
| **40** | 0.01289 | 1,254 | 0.00259 | 97,281 | 483,272 | 0.98686 | 3,698,374 | 38.0 |
| **45** | 0.01339 | 1,286 | 0.00270 | 96,027 | 476,923 | 0.98045 | 3,215,102 | 33.5 |
| **50** | 0.02580 | 2,444 | 0.00523 | 94,742 | 467,598 | 0.96984 | 2,738,179 | 28.9 |
| **55** | 0.03464 | 3,197 | 0.00705 | 92,298 | 453,496 | 0.95342 | 2,270,581 | 24.6 |
| **60** | 0.05895 | 5,253 | 0.01215 | 89,101 | 432,372 | 0.92637 | 1,817,085 | 20.4 |
| **65** | 0.08923 | 7,482 | 0.01868 | 83,848 | 400,536 | 0.87860 | 1,384,713 | 16.5 |
| **70** | 0.15672 | 11,968 | 0.03401 | 76,366 | 351,912 | 0.81483 | 984,177 | 12.9 |
| **75** | 0.21890 | 14,097 | 0.04916 | 64,399 | 286,750 | 0.54647 [c] | 632,264 | 9.8 |
| **80+** | 1.00000 | 50,302 | 0.14558 | 50,302 | 345,514 | - | 345,514 | 6.9 |

**Nota:** *Notes:*

[a] **Daripada umur 0 hingga kumpulan umur 1-4**
*From age of 0 to age group 1-4*

[b] **Daripada umur 0, kumpulan umur 1-4 hingga kumpulan umur 5-9**
*From age of 0, age group 1-4 to age group 5-9*

[c] **Daripada umur 75 hingga 80+**
*From age of 75 to 80+*

[P] **Permulaan**
*Preliminary*

**Jadual 4.2.6: Jadual hayat ringkas mengikut jantina dan umur, Kulim, Kedah, 2025[p]**

*Table 4.2.6: Abridged life table by sex and age, Kulim, Kedah, 2025 [p]*

| **Umur** *Age* | **Kebarangkalian mati di antara umur x dan umur x+n** *Probability of dying between age x and age x+n* | **Bilangan kematian di antara umur x dan umur x+n** *Number of deaths between age x and age x+n* | **Kadar tengah mortaliti di antara umur x dan umur x+n** *Central mortality rate between age x and age x+n* | **Penakat (orang yang masih hidup) pada umur tepat x** *Survivors at exact age x* | **Bilangan orang hidup-tahun di antara umur x dan umur x+n** *Number of person-years lived between age x and age x+n* | **Nisbah ketakatan** *Survival ratio* | **Jumlah bilangan orang hidup-tahun selepas umur tepat x** *Total number of person-years lived after exact age x* | **Jangkaan hayat** *Life expectancy* |
|---|---|---|---|---|---|---|---|---|
| **x** | $_nq_x$ | $_nd_x$ | $_nm_x$ | $l_x$ | $_nL_x$ | $_nS_x$ | $T_x$ | $e_x$ |
| **Lelaki dan Perempuan** *Both sexes* | | | | | | | | |
| **0** | 0.00607 | 607 | 0.00611 | 100,000 | 99,434 | 0.99360 [a] | 7,521,453 | 75.2 |
| **1** | 0.00083 | 82 | 0.00021 | 99,393 | 397,365 | 0.99918 [b] | 7,422,019 | 74.7 |
| **5** | 0.00064 | 63 | 0.00013 | 99,310 | 496,392 | 0.99903 | 7,024,654 | 70.7 |
| **10** | 0.00131 | 130 | 0.00026 | 99,247 | 495,909 | 0.99750 | 6,528,262 | 65.8 |
| **15** | 0.00370 | 367 | 0.00074 | 99,117 | 494,669 | 0.99660 | 6,032,353 | 60.9 |
| **20** | 0.00310 | 306 | 0.00062 | 98,751 | 492,987 | 0.99639 | 5,537,684 | 56.1 |
| **25** | 0.00412 | 405 | 0.00083 | 98,444 | 491,209 | 0.99539 | 5,044,696 | 51.2 |
| **30** | 0.00510 | 500 | 0.00102 | 98,039 | 488,945 | 0.99287 | 4,553,487 | 46.4 |
| **35** | 0.00918 | 895 | 0.00184 | 97,539 | 485,457 | 0.98651 | 4,064,542 | 41.7 |
| **40** | 0.01785 | 1,725 | 0.00360 | 96,644 | 478,908 | 0.97899 | 3,579,085 | 37.0 |
| **45** | 0.02422 | 2,299 | 0.00490 | 94,919 | 468,848 | 0.96595 | 3,100,178 | 32.7 |
| **50** | 0.04412 | 4,086 | 0.00902 | 92,620 | 452,885 | 0.95201 | 2,631,330 | 28.4 |
| **55** | 0.05204 | 4,608 | 0.01069 | 88,534 | 431,150 | 0.93660 | 2,178,445 | 24.6 |
| **60** | 0.07538 | 6,326 | 0.01567 | 83,926 | 403,815 | 0.91672 | 1,747,295 | 20.8 |
| **65** | 0.09182 | 7,125 | 0.01925 | 77,600 | 370,187 | 0.89529 | 1,343,479 | 17.3 |
| **70** | 0.11890 | 8,379 | 0.02528 | 70,475 | 331,426 | 0.85703 | 973,293 | 13.8 |
| **75** | 0.17028 | 10,574 | 0.03723 | 62,096 | 284,043 | 0.55747 [c] | 641,867 | 10.3 |
| **80+** | 1.00000 | 51,522 | 0.14399 | 51,522 | 357,824 | - | 357,824 | 6.9 |
| **Lelaki** *Male* | | | | | | | | |
| **0** | 0.00648 | 648 | 0.00652 | 100,000 | 99,392 | 0.99323 [a] | 7,283,073 | 72.8 |
| **1** | 0.00080 | 79 | 0.00020 | 99,352 | 397,222 | 0.99913 [b] | 7,183,681 | 72.3 |
| **5** | 0.00074 | 74 | 0.00015 | 99,273 | 496,182 | 0.99891 | 6,786,459 | 68.4 |
| **10** | 0.00144 | 143 | 0.00029 | 99,199 | 495,639 | 0.99642 | 6,290,277 | 63.4 |
| **15** | 0.00572 | 567 | 0.00115 | 99,056 | 493,865 | 0.99486 | 5,794,638 | 58.5 |
| **20** | 0.00456 | 449 | 0.00091 | 98,490 | 491,326 | 0.99516 | 5,300,773 | 53.8 |
| **25** | 0.00511 | 501 | 0.00103 | 98,041 | 488,950 | 0.99423 | 4,809,447 | 49.1 |
| **30** | 0.00643 | 627 | 0.00129 | 97,539 | 486,128 | 0.99078 | 4,320,498 | 44.3 |
| **35** | 0.01202 | 1,165 | 0.00242 | 96,912 | 481,647 | 0.98259 | 3,834,370 | 39.6 |
| **40** | 0.02286 | 2,189 | 0.00463 | 95,747 | 473,261 | 0.97377 | 3,352,723 | 35.0 |
| **45** | 0.02968 | 2,776 | 0.00602 | 93,558 | 460,847 | 0.95765 | 2,879,462 | 30.8 |
| **50** | 0.05540 | 5,030 | 0.01140 | 90,781 | 441,332 | 0.93910 | 2,418,615 | 26.6 |
| **55** | 0.06672 | 5,721 | 0.01380 | 85,752 | 414,455 | 0.92082 | 1,977,283 | 23.1 |
| **60** | 0.09254 | 7,406 | 0.01941 | 80,030 | 381,637 | 0.89628 | 1,562,827 | 19.5 |
| **65** | 0.11604 | 8,427 | 0.02464 | 72,624 | 342,054 | 0.87172 | 1,181,190 | 16.3 |
| **70** | 0.14212 | 9,124 | 0.03060 | 64,197 | 298,176 | 0.83663 | 839,136 | 13.1 |
| **75** | 0.18814 | 10,362 | 0.04154 | 55,073 | 249,463 | 0.53885 [c] | 540,960 | 9.8 |
| **80+** | 1.00000 | 44,712 | 0.15339 | 44,712 | 291,497 | - | 291,497 | 6.5 |
| **Perempuan** *Female* | | | | | | | | |
| **0** | 0.00563 | 563 | 0.00566 | 100,000 | 99,475 | 0.99402 [a] | 7,777,844 | 77.8 |
| **1** | 0.00086 | 86 | 0.00022 | 99,437 | 397,534 | 0.99923 [b] | 7,678,369 | 77.2 |
| **5** | 0.00053 | 52 | 0.00011 | 99,351 | 496,624 | 0.99916 | 7,280,835 | 73.3 |
| **10** | 0.00116 | 115 | 0.00023 | 99,299 | 496,205 | 0.99866 | 6,784,211 | 68.3 |
| **15** | 0.00153 | 152 | 0.00031 | 99,184 | 495,538 | 0.99855 | 6,288,006 | 63.4 |
| **20** | 0.00136 | 135 | 0.00027 | 99,032 | 494,821 | 0.99789 | 5,792,468 | 58.5 |
| **25** | 0.00286 | 283 | 0.00057 | 98,897 | 493,777 | 0.99678 | 5,297,647 | 53.6 |
| **30** | 0.00358 | 353 | 0.00072 | 98,614 | 492,188 | 0.99513 | 4,803,870 | 48.7 |
| **35** | 0.00616 | 605 | 0.00124 | 98,261 | 489,793 | 0.99055 | 4,311,681 | 43.9 |
| **40** | 0.01276 | 1,246 | 0.00257 | 97,656 | 485,164 | 0.98436 | 3,821,889 | 39.1 |
| **45** | 0.01856 | 1,789 | 0.00375 | 96,410 | 477,574 | 0.97418 | 3,336,725 | 34.6 |
| **50** | 0.03322 | 3,143 | 0.00676 | 94,620 | 465,242 | 0.96417 | 2,859,151 | 30.2 |
| **55** | 0.03852 | 3,524 | 0.00786 | 91,477 | 448,574 | 0.95143 | 2,393,908 | 26.2 |
| **60** | 0.05902 | 5,191 | 0.01216 | 87,953 | 426,788 | 0.93523 | 1,945,334 | 22.1 |
| **65** | 0.07088 | 5,866 | 0.01470 | 82,762 | 399,145 | 0.91602 | 1,518,546 | 18.3 |
| **70** | 0.09807 | 7,541 | 0.02063 | 76,896 | 365,626 | 0.87539 | 1,119,401 | 14.6 |
| **75** | 0.15402 | 10,682 | 0.03337 | 69,355 | 320,067 | 0.57538 [c] | 753,775 | 10.9 |
| **80+** | 1.00000 | 58,672 | 0.13528 | 58,672 | 433,707 | - | 433,707 | 7.4 |

**Nota:** *Notes:*

[a] **Daripada umur 0 hingga kumpulan umur 1-4**
*From age of 0 to age group 1-4*

[b] **Daripada umur 0, kumpulan umur 1-4 hingga kumpulan umur 5-9**
*From age of 0, age group 1-4 to age group 5-9*

[c] **Daripada umur 75 hingga 80+**
*From age of 75 to 80+*

[p] **Permulaan**
*Preliminary*

**Jadual 4.2.7: Jadual hayat ringkas mengikut jantina dan umur, Langkawi, Kedah, 2025[p]**

*Table 4.2.7: Abridged life table by sex and age, Langkawi, Kedah, 2025 [p]*

| **Umur** *Age* | **Kebarangkalian mati di antara umur x dan umur x+n** *Probability of dying between age x and age x+n* | **Bilangan kematian di antara umur x dan umur x+n** *Number of deaths between age x and age x+n* | **Kadar tengah mortaliti di antara umur x dan umur x+n** *Central mortality rate between age x and age x+n* | **Penakat (orang yang masih hidup) pada umur tepat x** *Survivors at exact age x* | **Bilangan orang hidup-tahun di antara umur x dan umur x+n** *Number of person-years lived between age x and age x+n* | **Nisbah ketakatan** *Survival ratio* | **Jumlah bilangan orang hidup-tahun selepas umur tepat x** *Total number of person-years lived after exact age x* | **Jangkaan hayat** *Life expectancy* |
|---|---|---|---|---|---|---|---|---|
| **x** | $_nq_x$ | $_nd_x$ | $_nm_x$ | $l_x$ | $_nL_x$ | $_nS_x$ | $T_x$ | $e_x$ |
| **Lelaki dan Perempuan** *Both sexes* | | | | | | | | |
| **0** | 0.00694 | 694 | 0.00699 | 100,000 | 99,355 | 0.99225 [a] | 7,228,362 | 72.3 |
| **1** | 0.00183 | 182 | 0.00046 | 99,306 | 396,771 | 0.99838 [b] | 7,129,007 | 71.8 |
| **5** | 0.00120 | 119 | 0.00024 | 99,124 | 495,322 | 0.99869 | 6,732,236 | 67.9 |
| **10** | 0.00142 | 140 | 0.00028 | 99,005 | 494,674 | 0.99428 | 6,236,914 | 63.0 |
| **15** | 0.01004 | 992 | 0.00202 | 98,865 | 491,842 | 0.99267 | 5,742,240 | 58.1 |
| **20** | 0.00460 | 450 | 0.00092 | 97,872 | 488,236 | 0.99459 | 5,250,398 | 53.6 |
| **25** | 0.00622 | 606 | 0.00125 | 97,422 | 485,594 | 0.99288 | 4,762,162 | 48.9 |
| **30** | 0.00801 | 776 | 0.00161 | 96,816 | 482,138 | 0.98997 | 4,276,569 | 44.2 |
| **35** | 0.01205 | 1,158 | 0.00243 | 96,040 | 477,304 | 0.98302 | 3,794,431 | 39.5 |
| **40** | 0.02197 | 2,085 | 0.00444 | 94,882 | 469,197 | 0.97069 | 3,317,127 | 35.0 |
| **45** | 0.03680 | 3,415 | 0.00750 | 92,797 | 455,447 | 0.95227 | 2,847,930 | 30.7 |
| **50** | 0.05908 | 5,281 | 0.01218 | 89,382 | 433,707 | 0.93966 | 2,392,482 | 26.8 |
| **55** | 0.06168 | 5,187 | 0.01273 | 84,101 | 407,536 | 0.92849 | 1,958,775 | 23.3 |
| **60** | 0.08199 | 6,470 | 0.01710 | 78,914 | 378,394 | 0.91523 | 1,551,239 | 19.7 |
| **65** | 0.08781 | 6,361 | 0.01837 | 72,444 | 346,315 | 0.87359 | 1,172,845 | 16.2 |
| **70** | 0.16873 | 11,150 | 0.03685 | 66,082 | 302,537 | 0.81170 | 826,530 | 12.5 |
| **75** | 0.21186 | 11,638 | 0.04739 | 54,932 | 245,568 | 0.53135 [c] | 523,993 | 9.5 |
| **80+** | 1.00000 | 43,295 | 0.15550 | 43,295 | 278,425 | - | 278,425 | 6.4 |
| **Lelaki** *Male* | | | | | | | | |
| **0** | 0.00805 | 805 | 0.00811 | 100,000 | 99,248 | 0.99123 [a] | 6,995,221 | 70.0 |
| **1** | 0.00175 | 174 | 0.00044 | 99,195 | 396,369 | 0.99800 [b] | 6,895,973 | 69.5 |
| **5** | 0.00195 | 193 | 0.00039 | 99,022 | 494,624 | 0.99823 | 6,499,603 | 65.6 |
| **10** | 0.00159 | 158 | 0.00032 | 98,828 | 493,747 | 0.99094 | 6,004,979 | 60.8 |
| **15** | 0.01654 | 1,632 | 0.00334 | 98,671 | 489,272 | 0.98885 | 5,511,232 | 55.9 |
| **20** | 0.00566 | 550 | 0.00114 | 97,038 | 483,818 | 0.99348 | 5,021,960 | 51.8 |
| **25** | 0.00737 | 711 | 0.00148 | 96,489 | 480,666 | 0.99160 | 4,538,142 | 47.0 |
| **30** | 0.00943 | 903 | 0.00190 | 95,777 | 476,629 | 0.98897 | 4,057,476 | 42.4 |
| **35** | 0.01265 | 1,200 | 0.00255 | 94,874 | 471,370 | 0.98035 | 3,580,848 | 37.7 |
| **40** | 0.02673 | 2,504 | 0.00542 | 93,674 | 462,109 | 0.96354 | 3,109,478 | 33.2 |
| **45** | 0.04646 | 4,236 | 0.00951 | 91,170 | 445,260 | 0.94569 | 2,647,368 | 29.0 |
| **50** | 0.06254 | 5,437 | 0.01291 | 86,934 | 421,079 | 0.93027 | 2,202,109 | 25.3 |
| **55** | 0.07740 | 6,308 | 0.01610 | 81,497 | 391,718 | 0.90848 | 1,781,029 | 21.9 |
| **60** | 0.10683 | 8,032 | 0.02257 | 75,190 | 355,869 | 0.89591 | 1,389,311 | 18.5 |
| **65** | 0.10103 | 6,785 | 0.02128 | 67,158 | 318,826 | 0.85565 | 1,033,442 | 15.4 |
| **70** | 0.19254 | 11,624 | 0.04261 | 60,373 | 272,803 | 0.78923 | 714,617 | 11.8 |
| **75** | 0.23335 | 11,375 | 0.05283 | 48,748 | 215,303 | 0.51268 [c] | 441,814 | 9.1 |
| **80+** | 1.00000 | 37,373 | 0.16499 | 37,373 | 226,511 | - | 226,511 | 6.1 |
| **Perempuan** *Female* | | | | | | | | |
| **0** | 0.00580 | 580 | 0.00583 | 100,000 | 99,459 | 0.99333 [a] | 7,489,043 | 74.9 |
| **1** | 0.00192 | 191 | 0.00048 | 99,420 | 397,204 | 0.99875 [b] | 7,389,584 | 74.3 |
| **5** | 0.00041 | 41 | 0.00008 | 99,229 | 496,042 | 0.99918 | 6,992,380 | 70.5 |
| **10** | 0.00124 | 123 | 0.00025 | 99,188 | 495,634 | 0.99781 | 6,496,338 | 65.5 |
| **15** | 0.00314 | 312 | 0.00063 | 99,065 | 494,549 | 0.99678 | 6,000,704 | 60.6 |
| **20** | 0.00329 | 325 | 0.00066 | 98,754 | 492,957 | 0.99596 | 5,506,156 | 55.8 |
| **25** | 0.00479 | 471 | 0.00096 | 98,429 | 490,966 | 0.99443 | 5,013,198 | 50.9 |
| **30** | 0.00636 | 623 | 0.00128 | 97,958 | 488,230 | 0.99113 | 4,522,232 | 46.2 |
| **35** | 0.01140 | 1,109 | 0.00229 | 97,335 | 483,900 | 0.98573 | 4,034,002 | 41.4 |
| **40** | 0.01718 | 1,653 | 0.00347 | 96,225 | 476,993 | 0.97820 | 3,550,102 | 36.9 |
| **45** | 0.02649 | 2,505 | 0.00537 | 94,572 | 466,596 | 0.95913 | 3,073,109 | 32.5 |
| **50** | 0.05564 | 5,123 | 0.01145 | 92,067 | 447,526 | 0.94868 | 2,606,512 | 28.3 |
| **55** | 0.04674 | 4,064 | 0.00957 | 86,944 | 424,559 | 0.94816 | 2,158,986 | 24.8 |
| **60** | 0.05719 | 4,740 | 0.01177 | 82,880 | 402,550 | 0.93394 | 1,734,427 | 20.9 |
| **65** | 0.07547 | 5,897 | 0.01569 | 78,140 | 375,958 | 0.89118 | 1,331,877 | 17.0 |
| **70** | 0.14489 | 10,467 | 0.03124 | 72,243 | 335,047 | 0.83339 | 955,919 | 13.2 |
| **75** | 0.19201 | 11,861 | 0.04248 | 61,776 | 279,225 | 0.55027 [c] | 620,872 | 10.1 |
| **80+** | 1.00000 | 49,914 | 0.14610 | 49,914 | 341,647 | - | 341,647 | 6.8 |

**Nota:** *Notes:*

[a] **Daripada umur 0 hingga kumpulan umur 1-4**
*From age of 0 to age group 1-4*

[b] **Daripada umur 0, kumpulan umur 1-4 hingga kumpulan umur 5-9**
*From age of 0, age group 1-4 to age group 5-9*

[c] **Daripada umur 75 hingga 80+**
*From age of 75 to 80+*

[p] **Permulaan**
*Preliminary*

**Jadual 4.2.8: Jadual hayat ringkas mengikut jantina dan umur, Padang Terap, Kedah, 2025[p]**

*Table 4.2.8: Abridged life table by sex and age, Padang Terap, Kedah, 2025 [p]*

| **Umur** *Age* | **Kebarangkalian mati di antara umur x dan umur x+n** *Probability of dying between age x and age x+n* | **Bilangan kematian di antara umur x dan umur x+n** *Number of deaths between age x and age x+n* | **Kadar tengah mortaliti di antara umur x dan umur x+n** *Central mortality rate between age x and age x+n* | **Penakat (orang yang masih hidup) pada umur tepat x** *Survivors at exact age x* | **Bilangan orang hidup-tahun di antara umur x dan umur x+n** *Number of person-years lived between age x and age x+n* | **Nisbah ketakatan** *Survival ratio* | **Jumlah bilangan orang hidup-tahun selepas umur tepat x** *Total number of person-years lived after exact age x* | **Jangkaan hayat** *Life expectancy* |
|---|---|---|---|---|---|---|---|---|
| **x** | $_nq_x$ | $_nd_x$ | $_nm_x$ | $l_x$ | $_nL_x$ | $_nS_x$ | $T_x$ | $e_x$ |
| **Lelaki dan Perempuan** *Both sexes* | | | | | | | | |
| **0** | 0.00736 | 736 | 0.00741 | 100,000 | 99,317 | 0.99222 [a] | 7,062,867 | 70.6 |
| **1** | 0.00107 | 106 | 0.00027 | 99,264 | 396,792 | 0.99908 [b] | 6,963,550 | 70.2 |
| **5** | 0.00055 | 55 | 0.00011 | 99,158 | 495,653 | 0.99876 | 6,566,759 | 66.2 |
| **10** | 0.00192 | 191 | 0.00039 | 99,103 | 495,040 | 0.99670 | 6,071,105 | 61.3 |
| **15** | 0.00467 | 462 | 0.00094 | 98,913 | 493,407 | 0.99557 | 5,576,066 | 56.4 |
| **20** | 0.00418 | 411 | 0.00084 | 98,450 | 491,223 | 0.99558 | 5,082,658 | 51.6 |
| **25** | 0.00465 | 456 | 0.00093 | 98,039 | 489,054 | 0.99311 | 4,591,435 | 46.8 |
| **30** | 0.00913 | 891 | 0.00183 | 97,583 | 485,686 | 0.98811 | 4,102,381 | 42.0 |
| **35** | 0.01467 | 1,418 | 0.00296 | 96,692 | 479,913 | 0.98019 | 3,616,695 | 37.4 |
| **40** | 0.02503 | 2,384 | 0.00507 | 95,273 | 470,406 | 0.97348 | 3,136,781 | 32.9 |
| **45** | 0.02804 | 2,605 | 0.00569 | 92,889 | 457,933 | 0.96227 | 2,666,375 | 28.7 |
| **50** | 0.04770 | 4,307 | 0.00977 | 90,284 | 440,653 | 0.94001 | 2,208,443 | 24.5 |
| **55** | 0.07290 | 6,268 | 0.01513 | 85,977 | 414,218 | 0.91091 | 1,767,789 | 20.6 |
| **60** | 0.10656 | 8,494 | 0.02251 | 79,710 | 377,314 | 0.87565 | 1,353,572 | 17.0 |
| **65** | 0.14427 | 10,274 | 0.03110 | 71,216 | 330,394 | 0.82159 | 976,258 | 13.7 |
| **70** | 0.21831 | 13,304 | 0.04901 | 60,942 | 271,447 | 0.72632 | 645,863 | 10.6 |
| **75** | 0.34450 | 16,411 | 0.08324 | 47,637 | 197,158 | 0.47343 [c] | 374,416 | 7.9 |
| **80+** | 1.00000 | 31,226 | 0.17616 | 31,226 | 177,258 | - | 177,258 | 5.7 |
| **Lelaki** *Male* | | | | | | | | |
| **0** | 0.00806 | 806 | 0.00812 | 100,000 | 99,247 | 0.99158 [a] | 6,797,068 | 68.0 |
| **1** | 0.00101 | 100 | 0.00025 | 99,194 | 396,540 | 0.99884 [b] | 6,697,820 | 67.5 |
| **5** | 0.00104 | 103 | 0.00021 | 99,094 | 495,213 | 0.99842 | 6,301,280 | 63.6 |
| **10** | 0.00212 | 210 | 0.00042 | 98,991 | 494,429 | 0.99535 | 5,806,067 | 58.7 |
| **15** | 0.00718 | 710 | 0.00144 | 98,781 | 492,130 | 0.99389 | 5,311,638 | 53.8 |
| **20** | 0.00503 | 493 | 0.00101 | 98,071 | 489,123 | 0.99400 | 4,819,508 | 49.1 |
| **25** | 0.00698 | 681 | 0.00140 | 97,578 | 486,186 | 0.98997 | 4,330,385 | 44.4 |
| **30** | 0.01311 | 1,270 | 0.00264 | 96,896 | 481,307 | 0.98325 | 3,844,199 | 39.7 |
| **35** | 0.02044 | 1,954 | 0.00413 | 95,626 | 473,247 | 0.97192 | 3,362,892 | 35.2 |
| **40** | 0.03588 | 3,361 | 0.00731 | 93,672 | 459,959 | 0.96184 | 2,889,644 | 30.8 |
| **45** | 0.04053 | 3,661 | 0.00827 | 90,311 | 442,406 | 0.94883 | 2,429,685 | 26.9 |
| **50** | 0.06227 | 5,395 | 0.01285 | 86,651 | 419,766 | 0.92282 | 1,987,279 | 22.9 |
| **55** | 0.09309 | 7,564 | 0.01953 | 81,255 | 387,367 | 0.89478 | 1,567,513 | 19.3 |
| **60** | 0.11860 | 8,739 | 0.02521 | 73,691 | 346,608 | 0.85812 | 1,180,146 | 16.0 |
| **65** | 0.16830 | 10,931 | 0.03675 | 64,952 | 297,431 | 0.79876 | 833,538 | 12.8 |
| **70** | 0.24084 | 13,010 | 0.05476 | 54,020 | 237,577 | 0.69610 | 536,107 | 9.9 |
| **75** | 0.38697 | 15,870 | 0.09596 | 41,010 | 165,378 | 0.44603 [c] | 298,530 | 7.3 |
| **80+** | 1.00000 | 25,141 | 0.18881 | 25,141 | 133,153 | - | 133,153 | 5.3 |
| **Perempuan** *Female* | | | | | | | | |
| **0** | 0.00663 | 663 | 0.00667 | 100,000 | 99,383 | 0.99290 [a] | 7,359,947 | 73.6 |
| **1** | 0.00114 | 113 | 0.00028 | 99,337 | 397,067 | 0.99934 [b] | 7,260,564 | 73.1 |
| **5** | 0.00000 | - | 0.00000 | 99,224 | 496,120 | 0.99914 | 6,863,497 | 69.2 |
| **10** | 0.00171 | 170 | 0.00034 | 99,224 | 495,695 | 0.99817 | 6,367,377 | 64.2 |
| **15** | 0.00195 | 193 | 0.00039 | 99,054 | 494,787 | 0.99747 | 5,871,682 | 59.3 |
| **20** | 0.00312 | 309 | 0.00063 | 98,861 | 493,533 | 0.99760 | 5,376,895 | 54.4 |
| **25** | 0.00167 | 165 | 0.00034 | 98,552 | 492,349 | 0.99693 | 4,883,362 | 49.6 |
| **30** | 0.00447 | 440 | 0.00090 | 98,387 | 490,836 | 0.99356 | 4,391,012 | 44.6 |
| **35** | 0.00841 | 824 | 0.00169 | 97,947 | 487,676 | 0.98864 | 3,900,176 | 39.8 |
| **40** | 0.01432 | 1,391 | 0.00289 | 97,123 | 482,138 | 0.98531 | 3,412,500 | 35.1 |
| **45** | 0.01506 | 1,441 | 0.00303 | 95,732 | 475,057 | 0.97566 | 2,930,362 | 30.6 |
| **50** | 0.03376 | 3,184 | 0.00687 | 94,291 | 463,495 | 0.95638 | 2,455,304 | 26.0 |
| **55** | 0.05382 | 4,903 | 0.01106 | 91,107 | 443,278 | 0.92625 | 1,991,810 | 21.9 |
| **60** | 0.09482 | 8,174 | 0.01991 | 86,204 | 410,585 | 0.89179 | 1,548,532 | 18.0 |
| **65** | 0.12301 | 9,598 | 0.02621 | 78,030 | 366,154 | 0.84186 | 1,137,947 | 14.6 |
| **70** | 0.19820 | 13,563 | 0.04400 | 68,432 | 308,249 | 0.75287 | 771,793 | 11.3 |
| **75** | 0.30814 | 16,907 | 0.07285 | 54,868 | 232,073 | 0.49935 [c] | 463,544 | 8.4 |
| **80+** | 1.00000 | 37,961 | 0.16400 | 37,961 | 231,470 | - | 231,470 | 6.1 |

**Nota:** *Notes:*

[a] **Daripada umur 0 hingga kumpulan umur 1-4**
*From age of 0 to age group 1-4*

[b] **Daripada umur 0, kumpulan umur 1-4 hingga kumpulan umur 5-9**
*From age of 0, age group 1-4 to age group 5-9*

[c] **Daripada umur 75 hingga 80+**
*From age of 75 to 80+*

[p] **Permulaan**
*Preliminary*

**Jadual 4.2.9: Jadual hayat ringkas mengikut jantina dan umur, Sik, Kedah, 2025[p]**

*Table 4.2.9: Abridged life table by sex and age, Sik, Kedah, 2025 [p]*

| **Umur** *Age* | **Kebarangkalian mati di antara umur x dan umur x+n** *Probability of dying between age x and age x+n* | **Bilangan kematian di antara umur x dan umur x+n** *Number of deaths between age x and age x+n* | **Kadar tengah mortaliti di antara umur x dan umur x+n** *Central mortality rate between age x and age x+n* | **Penakat (orang yang masih hidup) pada umur tepat x** *Survivors at exact age x* | **Bilangan orang hidup-tahun di antara umur x dan umur x+n** *Number of person-years lived between age x and age x+n* | **Nisbah ketakatan** *Survival ratio* | **Jumlah bilangan orang hidup-tahun selepas umur tepat x** *Total number of person-years lived after exact age x* | **Jangkaan hayat** *Life expectancy* |
|---|---|---|---|---|---|---|---|---|
| **x** | $_nq_x$ | $_nd_x$ | $_nm_x$ | $l_x$ | $_nL_x$ | $_nS_x$ | $T_x$ | $e_x$ |
| **Lelaki dan Perempuan** *Both sexes* | | | | | | | | |
| **0** | 0.00423 | 423 | 0.00425 | 100,000 | 99,604 | 0.99479 [a] | 7,017,437 | 70.2 |
| **1** | 0.00209 | 208 | 0.00052 | 99,577 | 397,792 | 0.99850 [b] | 6,917,833 | 69.5 |
| **5** | 0.00079 | 79 | 0.00016 | 99,369 | 496,649 | 0.99907 | 6,520,042 | 65.6 |
| **10** | 0.00106 | 106 | 0.00021 | 99,291 | 496,189 | 0.99580 | 6,023,392 | 60.7 |
| **15** | 0.00734 | 728 | 0.00147 | 99,185 | 494,105 | 0.99246 | 5,527,204 | 55.7 |
| **20** | 0.00775 | 763 | 0.00156 | 98,457 | 490,378 | 0.99327 | 5,033,099 | 51.1 |
| **25** | 0.00571 | 557 | 0.00114 | 97,694 | 487,077 | 0.99360 | 4,542,721 | 46.5 |
| **30** | 0.00710 | 690 | 0.00143 | 97,137 | 483,959 | 0.98861 | 4,055,644 | 41.8 |
| **35** | 0.01571 | 1,516 | 0.00317 | 96,447 | 478,446 | 0.97974 | 3,571,685 | 37.0 |
| **40** | 0.02488 | 2,362 | 0.00504 | 94,931 | 468,751 | 0.96298 | 3,093,240 | 32.6 |
| **45** | 0.04947 | 4,579 | 0.01014 | 92,569 | 451,397 | 0.94405 | 2,624,488 | 28.4 |
| **50** | 0.06276 | 5,523 | 0.01296 | 87,990 | 426,142 | 0.93552 | 2,173,091 | 24.7 |
| **55** | 0.06631 | 5,468 | 0.01372 | 82,467 | 398,665 | 0.91884 | 1,746,948 | 21.2 |
| **60** | 0.09708 | 7,475 | 0.02041 | 76,999 | 366,308 | 0.88475 | 1,348,283 | 17.5 |
| **65** | 0.13538 | 9,412 | 0.02904 | 69,524 | 324,091 | 0.81706 | 981,975 | 14.1 |
| **70** | 0.23796 | 14,304 | 0.05402 | 60,112 | 264,801 | 0.74865 | 657,884 | 10.9 |
| **75** | 0.26893 | 12,319 | 0.06214 | 45,808 | 198,242 | 0.49567 [c] | 393,083 | 8.6 |
| **80+** | 1.00000 | 33,489 | 0.17188 | 33,489 | 194,841 | - | 194,841 | 5.8 |
| **Lelaki** *Male* | | | | | | | | |
| **0** | 0.00606 | 606 | 0.00610 | 100,000 | 99,430 | 0.99233 [a] | 6,723,325 | 67.2 |
| **1** | 0.00358 | 355 | 0.00090 | 99,394 | 396,734 | 0.99804 [b] | 6,623,895 | 66.6 |
| **5** | 0.00000 | - | 0.00000 | 99,038 | 495,191 | 0.99895 | 6,227,161 | 62.9 |
| **10** | 0.00211 | 209 | 0.00042 | 99,038 | 494,669 | 0.99229 | 5,731,970 | 57.9 |
| **15** | 0.01333 | 1,317 | 0.00268 | 98,829 | 490,854 | 0.98816 | 5,237,301 | 53.0 |
| **20** | 0.01033 | 1,007 | 0.00208 | 97,512 | 485,043 | 0.99090 | 4,746,447 | 48.7 |
| **25** | 0.00787 | 759 | 0.00158 | 96,505 | 480,628 | 0.99017 | 4,261,404 | 44.2 |
| **30** | 0.01181 | 1,131 | 0.00238 | 95,746 | 475,903 | 0.98332 | 3,780,776 | 39.5 |
| **35** | 0.02160 | 2,044 | 0.00437 | 94,615 | 467,967 | 0.97389 | 3,304,873 | 34.9 |
| **40** | 0.03073 | 2,845 | 0.00624 | 92,572 | 455,746 | 0.95406 | 2,836,905 | 30.6 |
| **45** | 0.06162 | 5,529 | 0.01272 | 89,727 | 434,812 | 0.93411 | 2,381,159 | 26.5 |
| **50** | 0.07044 | 5,931 | 0.01460 | 84,198 | 406,162 | 0.92358 | 1,946,347 | 23.1 |
| **55** | 0.08286 | 6,485 | 0.01729 | 78,267 | 375,123 | 0.90023 | 1,540,186 | 19.7 |
| **60** | 0.11822 | 8,486 | 0.02513 | 71,782 | 337,696 | 0.85850 | 1,165,063 | 16.2 |
| **65** | 0.16790 | 10,627 | 0.03666 | 63,296 | 289,912 | 0.79181 | 827,367 | 13.1 |
| **70** | 0.25660 | 13,515 | 0.05887 | 52,669 | 229,556 | 0.71633 | 537,455 | 10.2 |
| **75** | 0.32007 | 12,532 | 0.07621 | 39,154 | 164,439 | 0.46593 [c] | 307,899 | 7.9 |
| **80+** | 1.00000 | 26,622 | 0.18557 | 26,622 | 143,461 | - | 143,461 | 5.4 |
| **Perempuan** *Female* | | | | | | | | |
| **0** | 0.00241 | 241 | 0.00241 | 100,000 | 99,773 | 0.99736 [a] | 7,346,936 | 73.5 |
| **1** | 0.00053 | 53 | 0.00013 | 99,759 | 398,905 | 0.99889 [b] | 7,247,163 | 72.6 |
| **5** | 0.00163 | 163 | 0.00033 | 99,706 | 498,123 | 0.99918 | 6,848,259 | 68.7 |
| **10** | 0.00000 | - | 0.00000 | 99,543 | 497,717 | 0.99940 | 6,350,135 | 63.8 |
| **15** | 0.00119 | 119 | 0.00024 | 99,543 | 497,421 | 0.99707 | 5,852,418 | 58.8 |
| **20** | 0.00468 | 465 | 0.00094 | 99,425 | 495,961 | 0.99609 | 5,354,997 | 53.9 |
| **25** | 0.00313 | 310 | 0.00063 | 98,960 | 494,025 | 0.99753 | 4,859,036 | 49.1 |
| **30** | 0.00181 | 179 | 0.00036 | 98,650 | 492,804 | 0.99434 | 4,365,011 | 44.2 |
| **35** | 0.00952 | 938 | 0.00191 | 98,472 | 490,013 | 0.98564 | 3,872,207 | 39.3 |
| **40** | 0.01924 | 1,877 | 0.00389 | 97,534 | 482,977 | 0.97192 | 3,382,194 | 34.7 |
| **45** | 0.03709 | 3,548 | 0.00756 | 95,657 | 469,416 | 0.95384 | 2,899,217 | 30.3 |
| **50** | 0.05558 | 5,120 | 0.01143 | 92,109 | 447,747 | 0.94674 | 2,429,801 | 26.4 |
| **55** | 0.05079 | 4,418 | 0.01042 | 86,990 | 423,902 | 0.93633 | 1,982,053 | 22.8 |
| **60** | 0.07723 | 6,377 | 0.01607 | 82,571 | 396,913 | 0.90838 | 1,558,151 | 18.9 |
| **65** | 0.10721 | 8,169 | 0.02266 | 76,194 | 360,549 | 0.83993 | 1,161,238 | 15.2 |
| **70** | 0.21928 | 14,917 | 0.04926 | 68,025 | 302,835 | 0.78038 | 800,689 | 11.8 |
| **75** | 0.22006 | 11,687 | 0.04945 | 53,109 | 236,325 | 0.52531 [c] | 497,854 | 9.4 |
| **80+** | 1.00000 | 41,421 | 0.15838 | 41,421 | 261,528 | - | 261,528 | 6.3 |

**Nota:** *Notes:*

[a] **Daripada umur 0 hingga kumpulan umur 1-4**
*From age of 0 to age group 1-4*

[b] **Daripada umur 0, kumpulan umur 1-4 hingga kumpulan umur 5-9**
*From age of 0, age group 1-4 to age group 5-9*

[c] **Daripada umur 75 hingga 80+**
*From age of 75 to 80+*

[p] **Permulaan**
*Preliminary*

**Jadual 4.2.10: Jadual hayat ringkas mengikut jantina dan umur, Yan, Kedah, 2025[P]**

*Table 4.2.10: Abridged life table by sex and age, Yan, Kedah, 2025 [P]*

| **Umur** *Age* | **Kebarangkalian mati di antara umur x dan umur x+n** *Probability of dying between age x and age x+n* | **Bilangan kematian di antara umur x dan umur x+n** *Number of deaths between age x and age x+n* | **Kadar tengah mortaliti di antara umur x dan umur x+n** *Central mortality rate between age x and age x+n* | **Penakat (orang yang masih hidup) pada umur tepat x** *Survivors at exact age x* | **Bilangan orang hidup-tahun di antara umur x dan umur x+n** *Number of person-years lived between age x and age x+n* | **Nisbah ketakatan** *Survival ratio* | **Jumlah bilangan orang hidup-tahun selepas umur tepat x** *Total number of person-years lived after exact age x* | **Jangkaan hayat** *Life expectancy* |
|---|---|---|---|---|---|---|---|---|
| **x** | $_nq_x$ | $_nd_x$ | $_nm_x$ | $l_x$ | $_nL_x$ | $_nS_x$ | $T_x$ | $e_x$ |
| **Lelaki dan Perempuan** *Both sexes* | | | | | | | | |
| **0** | 0.00479 | 479 | 0.00481 | 100,000 | 99,552 | 0.99426 [a] | 7,289,273 | 72.9 |
| **1** | 0.00206 | 205 | 0.00052 | 99,521 | 397,576 | 0.99853 [b] | 7,189,720 | 72.2 |
| **5** | 0.00075 | 74 | 0.00015 | 99,316 | 496,397 | 0.99901 | 6,792,144 | 68.4 |
| **10** | 0.00124 | 123 | 0.00025 | 99,242 | 495,904 | 0.99764 | 6,295,748 | 63.4 |
| **15** | 0.00348 | 345 | 0.00070 | 99,119 | 494,734 | 0.99548 | 5,799,843 | 58.5 |
| **20** | 0.00556 | 549 | 0.00112 | 98,774 | 492,497 | 0.99551 | 5,305,110 | 53.7 |
| **25** | 0.00341 | 335 | 0.00068 | 98,225 | 490,285 | 0.99474 | 4,812,613 | 49.0 |
| **30** | 0.00712 | 697 | 0.00143 | 97,890 | 487,706 | 0.99008 | 4,322,328 | 44.2 |
| **35** | 0.01275 | 1,239 | 0.00257 | 97,193 | 482,867 | 0.98326 | 3,834,622 | 39.5 |
| **40** | 0.02079 | 1,995 | 0.00420 | 95,954 | 474,784 | 0.97656 | 3,351,754 | 34.9 |
| **45** | 0.02615 | 2,457 | 0.00530 | 93,959 | 463,655 | 0.96481 | 2,876,971 | 30.6 |
| **50** | 0.04448 | 4,070 | 0.00910 | 91,502 | 447,337 | 0.94686 | 2,413,316 | 26.4 |
| **55** | 0.06220 | 5,438 | 0.01284 | 87,432 | 423,567 | 0.92734 | 1,965,979 | 22.5 |
| **60** | 0.08381 | 6,872 | 0.01749 | 81,994 | 392,793 | 0.90086 | 1,542,412 | 18.8 |
| **65** | 0.11587 | 8,704 | 0.02460 | 75,123 | 353,853 | 0.85660 | 1,149,620 | 15.3 |
| **70** | 0.17454 | 11,593 | 0.03825 | 66,418 | 303,111 | 0.78693 | 795,767 | 12.0 |
| **75** | 0.25974 | 14,240 | 0.05970 | 54,826 | 238,528 | 0.51583 [c] | 492,656 | 9.0 |
| **80+** | 1.00000 | 40,585 | 0.15970 | 40,585 | 254,128 | - | 254,128 | 6.3 |
| **Lelaki** *Male* | | | | | | | | |
| **0** | 0.00508 | 508 | 0.00510 | 100,000 | 99,521 | 0.99437 [a] | 7,081,553 | 70.8 |
| **1** | 0.00131 | 131 | 0.00033 | 99,492 | 397,661 | 0.99859 [b] | 6,982,032 | 70.2 |
| **5** | 0.00132 | 131 | 0.00026 | 99,362 | 496,481 | 0.99867 | 6,584,371 | 66.3 |
| **10** | 0.00134 | 133 | 0.00027 | 99,230 | 495,820 | 0.99619 | 6,087,890 | 61.4 |
| **15** | 0.00629 | 623 | 0.00126 | 99,098 | 493,930 | 0.99298 | 5,592,070 | 56.4 |
| **20** | 0.00775 | 763 | 0.00156 | 98,474 | 490,464 | 0.99393 | 5,098,140 | 51.8 |
| **25** | 0.00437 | 427 | 0.00088 | 97,711 | 487,488 | 0.99319 | 4,607,676 | 47.2 |
| **30** | 0.00925 | 900 | 0.00186 | 97,284 | 484,170 | 0.98801 | 4,120,188 | 42.4 |
| **35** | 0.01475 | 1,422 | 0.00297 | 96,384 | 478,365 | 0.97973 | 3,636,017 | 37.7 |
| **40** | 0.02588 | 2,457 | 0.00524 | 94,962 | 468,667 | 0.97177 | 3,157,653 | 33.3 |
| **45** | 0.03064 | 2,835 | 0.00622 | 92,505 | 455,437 | 0.95489 | 2,688,986 | 29.1 |
| **50** | 0.06004 | 5,384 | 0.01238 | 89,670 | 434,890 | 0.93245 | 2,233,549 | 24.9 |
| **55** | 0.07555 | 6,368 | 0.01570 | 84,286 | 405,512 | 0.91643 | 1,798,659 | 21.3 |
| **60** | 0.09225 | 7,188 | 0.01934 | 77,919 | 371,622 | 0.88369 | 1,393,147 | 17.9 |
| **65** | 0.14282 | 10,102 | 0.03076 | 70,730 | 328,398 | 0.83472 | 1,021,525 | 14.4 |
| **70** | 0.19149 | 11,610 | 0.04235 | 60,629 | 274,119 | 0.76800 | 693,127 | 11.4 |
| **75** | 0.28210 | 13,828 | 0.06568 | 49,019 | 210,524 | 0.49757 [c] | 419,009 | 8.5 |
| **80+** | 1.00000 | 35,191 | 0.16879 | 35,191 | 208,485 | - | 208,485 | 5.9 |
| **Perempuan** *Female* | | | | | | | | |
| **0** | 0.00449 | 449 | 0.00451 | 100,000 | 99,579 | 0.99414 [a] | 7,508,707 | 75.1 |
| **1** | 0.00288 | 287 | 0.00072 | 99,551 | 397,491 | 0.99849 [b] | 7,409,128 | 74.4 |
| **5** | 0.00000 | - | 0.00000 | 99,264 | 496,320 | 0.99944 | 7,011,637 | 70.6 |
| **10** | 0.00112 | 111 | 0.00022 | 99,264 | 496,043 | 0.99944 | 6,515,317 | 65.6 |
| **15** | 0.00000 | - | 0.00000 | 99,153 | 495,766 | 0.99841 | 6,019,274 | 60.7 |
| **20** | 0.00317 | 315 | 0.00064 | 99,153 | 494,979 | 0.99723 | 5,523,508 | 55.7 |
| **25** | 0.00237 | 234 | 0.00047 | 98,838 | 493,607 | 0.99638 | 5,028,528 | 50.9 |
| **30** | 0.00487 | 480 | 0.00098 | 98,604 | 491,821 | 0.99220 | 4,534,921 | 46.0 |
| **35** | 0.01074 | 1,054 | 0.00216 | 98,124 | 487,987 | 0.98662 | 4,043,100 | 41.2 |
| **40** | 0.01605 | 1,558 | 0.00324 | 97,070 | 481,457 | 0.98120 | 3,555,113 | 36.6 |
| **45** | 0.02159 | 2,062 | 0.00437 | 95,512 | 472,406 | 0.97438 | 3,073,656 | 32.2 |
| **50** | 0.02973 | 2,778 | 0.00604 | 93,450 | 460,306 | 0.96031 | 2,601,250 | 27.8 |
| **55** | 0.04996 | 4,530 | 0.01025 | 90,672 | 442,035 | 0.93745 | 2,140,944 | 23.6 |
| **60** | 0.07580 | 6,530 | 0.01576 | 86,142 | 414,386 | 0.91691 | 1,698,909 | 19.7 |
| **65** | 0.09097 | 7,242 | 0.01906 | 79,612 | 379,955 | 0.87588 | 1,284,524 | 16.1 |
| **70** | 0.16058 | 11,621 | 0.03492 | 72,370 | 332,796 | 0.80272 | 904,568 | 12.5 |
| **75** | 0.24099 | 14,640 | 0.05480 | 60,748 | 267,143 | 0.53278 [c] | 571,773 | 9.4 |
| **80+** | 1.00000 | 46,109 | 0.15136 | 46,109 | 304,630 | - | 304,630 | 6.6 |

**Nota:** *Notes:*

[a] **Daripada umur 0 hingga kumpulan umur 1-4**
*From age of 0 to age group 1-4*

[b] **Daripada umur 0, kumpulan umur 1-4 hingga kumpulan umur 5-9**
*From age of 0, age group 1-4 to age group 5-9*

[c] **Daripada umur 75 hingga 80+**
*From age of 75 to 80+*

[P] **Permulaan**
*Preliminary*

**Jadual 4.2.11: Jadual hayat ringkas mengikut jantina dan umur, Pendang, Kedah, 2025[P]**
*Table 4.2.11: Abridged life table by sex and age, Pendang, Kedah, 2025 [P]*

| **Umur** *Age* | **Kebarangkalian mati di antara umur x dan umur x+n** *Probability of dying between age x and age x+n* | **Bilangan kematian di antara umur x dan umur x+n** *Number of deaths between age x and age x+n* | **Kadar tengah mortaliti di antara umur x dan umur x+n** *Central mortality rate between age x and age x+n* | **Penakat (orang yang masih hidup) pada umur tepat x** *Survivors at exact age x* | **Bilangan orang hidup-tahun di antara umur x dan umur x+n** *Number of person-years lived between age x and age x+n* | **Nisbah ketakatan** *Survival ratio* | **Jumlah bilangan orang hidup-tahun selepas umur tepat x** *Total number of person-years lived after exact age x* | **Jangkaan hayat** *Life expectancy* |
|---|---|---|---|---|---|---|---|---|
| **x** | $_nq_x$ | $_nd_x$ | $_nm_x$ | $l_x$ | $_nL_x$ | $_nS_x$ | $T_x$ | $e_x$ |
| **Lelaki dan Perempuan** *Both sexes* | | | | | | | | |
| **0** | 0.00622 | 622 | 0.00626 | 100,000 | 99,421 | 0.99290 [a] | 6,952,028 | 69.5 |
| **1** | 0.00196 | 195 | 0.00049 | 99,378 | 397,028 | 0.99865 [b] | 6,852,608 | 69.0 |
| **5** | 0.00055 | 54 | 0.00011 | 99,183 | 495,780 | 0.99891 | 6,455,580 | 65.1 |
| **10** | 0.00164 | 163 | 0.00033 | 99,129 | 495,237 | 0.99606 | 5,959,800 | 60.1 |
| **15** | 0.00624 | 617 | 0.00125 | 98,966 | 493,288 | 0.99442 | 5,464,563 | 55.2 |
| **20** | 0.00492 | 484 | 0.00099 | 98,349 | 490,536 | 0.99394 | 4,971,275 | 50.5 |
| **25** | 0.00720 | 704 | 0.00144 | 97,865 | 487,565 | 0.99323 | 4,480,739 | 45.8 |
| **30** | 0.00633 | 615 | 0.00127 | 97,161 | 484,266 | 0.98888 | 3,993,174 | 41.1 |
| **35** | 0.01594 | 1,539 | 0.00321 | 96,546 | 478,880 | 0.97997 | 3,508,908 | 36.3 |
| **40** | 0.02419 | 2,298 | 0.00490 | 95,006 | 469,286 | 0.96648 | 3,030,028 | 31.9 |
| **45** | 0.04308 | 3,993 | 0.00880 | 92,708 | 453,556 | 0.94873 | 2,560,742 | 27.6 |
| **50** | 0.05983 | 5,308 | 0.01234 | 88,714 | 430,302 | 0.93265 | 2,107,186 | 23.8 |
| **55** | 0.07535 | 6,285 | 0.01566 | 83,406 | 401,321 | 0.90792 | 1,676,884 | 20.1 |
| **60** | 0.11016 | 8,496 | 0.02332 | 77,122 | 364,369 | 0.87750 | 1,275,563 | 16.5 |
| **65** | 0.13636 | 9,358 | 0.02927 | 68,626 | 319,734 | 0.80853 | 911,195 | 13.3 |
| **70** | 0.25528 | 15,130 | 0.05853 | 59,268 | 258,514 | 0.69692 | 591,461 | 10.0 |
| **75** | 0.36725 | 16,210 | 0.08997 | 44,138 | 180,165 | 0.45888 [c] | 332,947 | 7.5 |
| **80+** | 1.00000 | 27,928 | 0.18280 | 27,928 | 152,782 | - | 152,782 | 5.5 |
| **Lelaki** *Male* | | | | | | | | |
| **0** | 0.00608 | 608 | 0.00612 | 100,000 | 99,428 | 0.99318 [a] | 6,656,424 | 66.6 |
| **1** | 0.00172 | 171 | 0.00043 | 99,392 | 397,162 | 0.99856 [b] | 6,556,996 | 66.0 |
| **5** | 0.00092 | 91 | 0.00018 | 99,220 | 495,874 | 0.99908 | 6,159,834 | 62.1 |
| **10** | 0.00092 | 92 | 0.00018 | 99,129 | 495,418 | 0.99495 | 5,663,960 | 57.1 |
| **15** | 0.00918 | 909 | 0.00184 | 99,038 | 492,917 | 0.99153 | 5,168,542 | 52.2 |
| **20** | 0.00776 | 761 | 0.00156 | 98,129 | 488,742 | 0.99081 | 4,675,625 | 47.6 |
| **25** | 0.01063 | 1,035 | 0.00214 | 97,368 | 484,252 | 0.99051 | 4,186,883 | 43.0 |
| **30** | 0.00833 | 803 | 0.00167 | 96,333 | 479,659 | 0.98352 | 3,702,632 | 38.4 |
| **35** | 0.02470 | 2,359 | 0.00500 | 95,530 | 471,754 | 0.97110 | 3,222,973 | 33.7 |
| **40** | 0.03321 | 3,095 | 0.00676 | 93,171 | 458,118 | 0.96089 | 2,751,219 | 29.5 |
| **45** | 0.04521 | 4,073 | 0.00925 | 90,076 | 440,200 | 0.93622 | 2,293,101 | 25.5 |
| **50** | 0.08321 | 7,157 | 0.01737 | 86,004 | 412,126 | 0.91112 | 1,852,901 | 21.5 |
| **55** | 0.09506 | 7,495 | 0.01996 | 78,847 | 375,496 | 0.88264 | 1,440,775 | 18.3 |
| **60** | 0.14201 | 10,132 | 0.03057 | 71,352 | 331,427 | 0.84169 | 1,065,279 | 14.9 |
| **65** | 0.17732 | 10,855 | 0.03891 | 61,219 | 278,958 | 0.76942 | 733,852 | 12.0 |
| **70** | 0.29532 | 14,874 | 0.06930 | 50,364 | 214,635 | 0.64904 | 454,895 | 9.0 |
| **75** | 0.42991 | 15,257 | 0.10952 | 35,490 | 139,307 | 0.42018 [c] | 240,259 | 6.8 |
| **80+** | 1.00000 | 20,233 | 0.20042 | 20,233 | 100,952 | - | 100,952 | 5.0 |
| **Perempuan** *Female* | | | | | | | | |
| **0** | 0.00637 | 637 | 0.00640 | 100,000 | 99,407 | 0.99263 [a] | 7,288,203 | 72.9 |
| **1** | 0.00221 | 219 | 0.00055 | 99,363 | 396,908 | 0.99880 [b] | 7,188,796 | 72.3 |
| **5** | 0.00000 | - | 0.00000 | 99,144 | 495,719 | 0.99866 | 6,791,888 | 68.5 |
| **10** | 0.00267 | 265 | 0.00054 | 99,144 | 495,056 | 0.99768 | 6,296,169 | 63.5 |
| **15** | 0.00197 | 195 | 0.00039 | 98,879 | 493,906 | 0.99820 | 5,801,113 | 58.7 |
| **20** | 0.00163 | 161 | 0.00033 | 98,684 | 493,015 | 0.99756 | 5,307,207 | 53.8 |
| **25** | 0.00324 | 320 | 0.00065 | 98,523 | 491,814 | 0.99631 | 4,814,191 | 48.9 |
| **30** | 0.00414 | 407 | 0.00083 | 98,203 | 489,997 | 0.99445 | 4,322,378 | 44.0 |
| **35** | 0.00696 | 680 | 0.00140 | 97,796 | 487,279 | 0.98880 | 3,832,380 | 39.2 |
| **40** | 0.01548 | 1,504 | 0.00312 | 97,116 | 481,819 | 0.97191 | 3,345,102 | 34.4 |
| **45** | 0.04090 | 3,910 | 0.00835 | 95,612 | 468,285 | 0.96077 | 2,863,283 | 29.9 |
| **50** | 0.03749 | 3,438 | 0.00764 | 91,702 | 449,914 | 0.95307 | 2,394,998 | 26.1 |
| **55** | 0.05673 | 5,007 | 0.01168 | 88,264 | 428,802 | 0.93254 | 1,945,084 | 22.0 |
| **60** | 0.07885 | 6,565 | 0.01642 | 83,257 | 399,873 | 0.91097 | 1,516,282 | 18.2 |
| **65** | 0.10009 | 7,676 | 0.02107 | 76,692 | 364,272 | 0.84248 | 1,116,409 | 14.6 |
| **70** | 0.22135 | 15,277 | 0.04978 | 69,017 | 306,891 | 0.73543 | 752,136 | 10.9 |
| **75** | 0.32008 | 17,201 | 0.07621 | 53,740 | 225,697 | 0.49310 [c] | 445,245 | 8.3 |
| **80+** | 1.00000 | 36,539 | 0.16643 | 36,539 | 219,549 | - | 219,549 | 6.0 |

**Nota:** *Notes:*
[a] **Daripada umur 0 hingga kumpulan umur 1-4**
*From age of 0 to age group 1-4*
[b] **Daripada umur 0, kumpulan umur 1-4 hingga kumpulan umur 5-9**
*From age of 0, age group 1-4 to age group 5-9*
[c] **Daripada umur 75 hingga 80+**
*From age of 75 to 80+*
[P] **Permulaan**
*Preliminary*

**Jadual 4.2.12: Jadual hayat ringkas mengikut jantina dan umur, Pokok Sena, Kedah, 2025[p]**

*Table 4.2.12: Abridged life table by sex and age, Pokok Sena, Kedah, 2025 [p]*

| **Umur** *Age* | **Kebarangkalian mati di antara umur x dan umur x+n** *Probability of dying between age x and age x+n* | **Bilangan kematian di antara umur x dan umur x+n** *Number of deaths between age x and age x+n* | **Kadar tengah mortaliti di antara umur x dan umur x+n** *Central mortality rate between age x and age x+n* | **Penakat (orang yang masih hidup) pada umur tepat x** *Survivors at exact age x* | **Bilangan orang hidup-tahun di antara umur x dan umur x+n** *Number of person-years lived between age x and age x+n* | **Nisbah ketakatan** *Survival ratio* | **Jumlah bilangan orang hidup-tahun selepas umur tepat x** *Total number of person-years lived after exact age x* | **Jangkaan hayat** *Life expectancy* |
|---|---|---|---|---|---|---|---|---|
| **x** | $_nq_x$ | $_nd_x$ | $_nm_x$ | $l_x$ | $_nL_x$ | $_nS_x$ | $T_x$ | $e_x$ |
| **Lelaki dan Perempuan** *Both sexes* | | | | | | | | |
| **0** | 0.00424 | 424 | 0.00426 | 100,000 | 99,602 | 0.99581 [a] | 7,162,996 | 71.6 |
| **1** | 0.00000 | - | 0.00000 | 99,576 | 398,302 | 0.99881 [b] | 7,063,394 | 70.9 |
| **5** | 0.00228 | 227 | 0.00046 | 99,576 | 497,311 | 0.99849 | 6,665,091 | 66.9 |
| **10** | 0.00075 | 75 | 0.00015 | 99,349 | 496,558 | 0.99736 | 6,167,780 | 62.1 |
| **15** | 0.00454 | 450 | 0.00091 | 99,274 | 495,245 | 0.99609 | 5,671,223 | 57.1 |
| **20** | 0.00329 | 325 | 0.00066 | 98,824 | 493,308 | 0.99625 | 5,175,977 | 52.4 |
| **25** | 0.00422 | 416 | 0.00085 | 98,499 | 491,457 | 0.99498 | 4,682,670 | 47.5 |
| **30** | 0.00582 | 571 | 0.00117 | 98,084 | 488,991 | 0.99117 | 4,191,212 | 42.7 |
| **35** | 0.01187 | 1,157 | 0.00239 | 97,513 | 484,671 | 0.98325 | 3,702,221 | 38.0 |
| **40** | 0.02169 | 2,090 | 0.00439 | 96,356 | 476,553 | 0.97255 | 3,217,549 | 33.4 |
| **45** | 0.03334 | 3,143 | 0.00678 | 94,266 | 463,471 | 0.95608 | 2,740,996 | 29.1 |
| **50** | 0.05486 | 4,999 | 0.01128 | 91,123 | 443,117 | 0.93480 | 2,277,525 | 25.0 |
| **55** | 0.07614 | 6,558 | 0.01583 | 86,124 | 414,226 | 0.90999 | 1,834,408 | 21.3 |
| **60** | 0.10502 | 8,356 | 0.02217 | 79,566 | 376,942 | 0.89525 | 1,420,181 | 17.8 |
| **65** | 0.10445 | 7,438 | 0.02204 | 71,211 | 337,458 | 0.84284 | 1,043,239 | 14.7 |
| **70** | 0.21602 | 13,776 | 0.04844 | 63,772 | 284,422 | 0.74870 | 705,781 | 11.1 |
| **75** | 0.29631 | 14,814 | 0.06957 | 49,996 | 212,946 | 0.49462 [c] | 421,359 | 8.4 |
| **80+** | 1.00000 | 35,182 | 0.16881 | 35,182 | 208,413 | - | 208,413 | 5.9 |
| **Lelaki** *Male* | | | | | | | | |
| **0** | 0.00600 | 600 | 0.00604 | 100,000 | 99,436 | 0.99407 [a] | 7,013,613 | 70.1 |
| **1** | 0.00000 | - | 0.00000 | 99,400 | 397,599 | 0.99920 [b] | 6,914,177 | 69.6 |
| **5** | 0.00145 | 144 | 0.00029 | 99,400 | 496,640 | 0.99891 | 6,516,577 | 65.6 |
| **10** | 0.00073 | 72 | 0.00015 | 99,256 | 496,100 | 0.99647 | 6,019,938 | 60.7 |
| **15** | 0.00633 | 628 | 0.00127 | 99,184 | 494,350 | 0.99466 | 5,523,837 | 55.7 |
| **20** | 0.00434 | 428 | 0.00087 | 98,556 | 491,711 | 0.99591 | 5,029,487 | 51.0 |
| **25** | 0.00383 | 376 | 0.00077 | 98,128 | 489,702 | 0.99641 | 4,537,776 | 46.2 |
| **30** | 0.00335 | 327 | 0.00067 | 97,752 | 487,943 | 0.99267 | 4,048,074 | 41.4 |
| **35** | 0.01133 | 1,104 | 0.00228 | 97,425 | 484,364 | 0.98168 | 3,560,132 | 36.5 |
| **40** | 0.02538 | 2,445 | 0.00514 | 96,321 | 475,492 | 0.97043 | 3,075,767 | 31.9 |
| **45** | 0.03387 | 3,179 | 0.00689 | 93,876 | 461,432 | 0.95431 | 2,600,275 | 27.7 |
| **50** | 0.05793 | 5,254 | 0.01193 | 90,697 | 440,349 | 0.93021 | 2,138,843 | 23.6 |
| **55** | 0.08239 | 7,039 | 0.01718 | 85,443 | 409,615 | 0.89968 | 1,698,494 | 19.9 |
| **60** | 0.11986 | 9,397 | 0.02550 | 78,403 | 368,524 | 0.87593 | 1,288,880 | 16.4 |
| **65** | 0.12887 | 8,893 | 0.02755 | 69,006 | 322,800 | 0.80776 | 920,355 | 13.3 |
| **70** | 0.26499 | 15,929 | 0.06109 | 60,114 | 260,745 | 0.69510 | 597,555 | 9.9 |
| **75** | 0.35921 | 15,872 | 0.08757 | 44,184 | 181,243 | 0.46188 [c] | 336,810 | 7.6 |
| **80+** | 1.00000 | 28,313 | 0.18200 | 28,313 | 155,567 | - | 155,567 | 5.5 |
| **Perempuan** *Female* | | | | | | | | |
| **0** | 0.00238 | 238 | 0.00239 | 100,000 | 99,775 | 0.99764 [a] | 7,337,094 | 73.4 |
| **1** | 0.00000 | - | 0.00000 | 99,762 | 399,046 | 0.99838 [b] | 7,237,318 | 72.5 |
| **5** | 0.00319 | 318 | 0.00064 | 99,762 | 498,012 | 0.99801 | 6,838,272 | 68.5 |
| **10** | 0.00078 | 78 | 0.00016 | 99,443 | 497,022 | 0.99832 | 6,340,260 | 63.8 |
| **15** | 0.00258 | 257 | 0.00052 | 99,366 | 496,187 | 0.99782 | 5,843,237 | 58.8 |
| **20** | 0.00178 | 176 | 0.00036 | 99,109 | 495,105 | 0.99672 | 5,347,050 | 54.0 |
| **25** | 0.00478 | 473 | 0.00096 | 98,933 | 493,483 | 0.99300 | 4,851,945 | 49.0 |
| **30** | 0.00922 | 908 | 0.00185 | 98,460 | 490,031 | 0.98911 | 4,358,462 | 44.3 |
| **35** | 0.01256 | 1,226 | 0.00253 | 97,552 | 484,697 | 0.98505 | 3,868,432 | 39.7 |
| **40** | 0.01737 | 1,673 | 0.00350 | 96,326 | 477,451 | 0.97505 | 3,383,735 | 35.1 |
| **45** | 0.03267 | 3,092 | 0.00664 | 94,654 | 465,538 | 0.95822 | 2,906,285 | 30.7 |
| **50** | 0.05121 | 4,689 | 0.01051 | 91,561 | 446,085 | 0.94021 | 2,440,747 | 26.7 |
| **55** | 0.06884 | 5,980 | 0.01426 | 86,873 | 419,413 | 0.92207 | 1,994,661 | 23.0 |
| **60** | 0.08769 | 7,093 | 0.01834 | 80,893 | 386,729 | 0.91753 | 1,575,248 | 19.5 |
| **65** | 0.07675 | 5,664 | 0.01596 | 73,799 | 354,835 | 0.87738 | 1,188,519 | 16.1 |
| **70** | 0.17229 | 11,739 | 0.03771 | 68,135 | 311,325 | 0.79687 | 833,684 | 12.2 |
| **75** | 0.24038 | 13,557 | 0.05464 | 56,395 | 248,086 | 0.52507 [c] | 522,358 | 9.3 |
| **80+** | 1.00000 | 42,839 | 0.15619 | 42,839 | 274,273 | - | 274,273 | 6.4 |

**Nota:** *Notes:*

[a] **Daripada umur 0 hingga kumpulan umur 1-4**
*From age of 0 to age group 1-4*

[b] **Daripada umur 0, kumpulan umur 1-4 hingga kumpulan umur 5-9**
*From age of 0, age group 1-4 to age group 5-9*

[c] **Daripada umur 75 hingga 80+**
*From age of 75 to 80+*

[p] **Permulaan**
*Preliminary*

**Muka surat ini sengaja dibiarkan kosong**

*This page is deliberately left blank*

# NEGERI & DAERAH PENTADBIRAN

## *STATE & ADMINISTRATIVE DISTRICT*

# KELANTAN

# 2025p

**Muka surat ini sengaja dibiarkan kosong**

*This page is deliberately left blank*

**Jadual 4.3: Jadual hayat ringkas mengikut jantina dan umur, Kelantan, 2025[p]**

*Table 4.3: Abridged life table by sex and age, Kelantan, 2025 [p]*

| **Umur** *Age* | **Kebarangkalian mati di antara umur x dan umur x+n** *Probability of dying between age x and age x+n* | **Bilangan kematian di antara umur x dan umur x+n** *Number of deaths between age x and age x+n* | **Kadar tengah mortaliti di antara umur x dan umur x+n** *Central mortality rate between age x and age x+n* | **Penakat (orang yang masih hidup) pada umur tepat x** *Survivors at exact age x* | **Bilangan orang hidup-tahun di antara umur x dan umur x+n** *Number of person-years lived between age x and age x+n* | **Nisbah ketakatan** *Survival ratio* | **Jumlah bilangan orang hidup-tahun selepas umur tepat x** *Total number of person-years lived after exact age x* | **Jangkaan hayat** *Life expectancy* |
|---|---|---|---|---|---|---|---|---|
| **x** | $_nq_x$ | $_nd_x$ | $_nm_x$ | $l_x$ | $_nL_x$ | $_nS_x$ | $T_x$ | $e_x$ |
| **Lelaki dan Perempuan** *Both sexes* | | | | | | | | |
| **0** | 0.00662 | 662 | 0.00666 | 100,000 | 99,384 | 0.99279 [a] | 7,345,936 | 73.5 |
| **1** | 0.00139 | 138 | 0.00035 | 99,338 | 397,009 | 0.99870 [b] | 7,246,552 | 72.9 |
| **5** | 0.00103 | 102 | 0.00021 | 99,200 | 495,745 | 0.99880 | 6,849,543 | 69.0 |
| **10** | 0.00137 | 135 | 0.00027 | 99,098 | 495,152 | 0.99779 | 6,353,798 | 64.1 |
| **15** | 0.00306 | 303 | 0.00061 | 98,963 | 494,056 | 0.99678 | 5,858,646 | 59.2 |
| **20** | 0.00337 | 332 | 0.00068 | 98,660 | 492,468 | 0.99605 | 5,364,589 | 54.4 |
| **25** | 0.00454 | 446 | 0.00091 | 98,327 | 490,522 | 0.99398 | 4,872,121 | 49.6 |
| **30** | 0.00752 | 736 | 0.00151 | 97,881 | 487,567 | 0.99055 | 4,381,600 | 44.8 |
| **35** | 0.01140 | 1,108 | 0.00229 | 97,145 | 482,958 | 0.98534 | 3,894,033 | 40.1 |
| **40** | 0.01796 | 1,725 | 0.00362 | 96,038 | 475,877 | 0.97696 | 3,411,075 | 35.5 |
| **45** | 0.02821 | 2,661 | 0.00572 | 94,313 | 464,912 | 0.96622 | 2,935,198 | 31.1 |
| **50** | 0.03951 | 3,621 | 0.00806 | 91,652 | 449,206 | 0.95280 | 2,470,286 | 27.0 |
| **55** | 0.05520 | 4,859 | 0.01135 | 88,031 | 428,006 | 0.93596 | 2,021,080 | 23.0 |
| **60** | 0.07341 | 6,105 | 0.01524 | 83,172 | 400,595 | 0.90986 | 1,593,074 | 19.2 |
| **65** | 0.10819 | 8,338 | 0.02288 | 77,066 | 364,487 | 0.86227 | 1,192,480 | 15.5 |
| **70** | 0.17085 | 11,742 | 0.03736 | 68,728 | 314,287 | 0.78707 | 827,993 | 12.0 |
| **75** | 0.26369 | 15,027 | 0.06075 | 56,986 | 247,366 | 0.51847 [c] | 513,706 | 9.0 |
| **80+** | 1.00000 | 41,960 | 0.15754 | 41,960 | 266,340 | - | 266,340 | 6.3 |
| **Lelaki** *Male* | | | | | | | | |
| **0** | 0.00729 | 729 | 0.00734 | 100,000 | 99,318 | 0.99208 [a] | 7,081,829 | 70.8 |
| **1** | 0.00153 | 152 | 0.00038 | 99,271 | 396,724 | 0.99842 [b] | 6,982,512 | 70.3 |
| **5** | 0.00136 | 134 | 0.00027 | 99,119 | 495,259 | 0.99847 | 6,585,787 | 66.4 |
| **10** | 0.00171 | 169 | 0.00034 | 98,984 | 494,500 | 0.99685 | 6,090,529 | 61.5 |
| **15** | 0.00459 | 454 | 0.00092 | 98,816 | 492,943 | 0.99513 | 5,596,029 | 56.6 |
| **20** | 0.00514 | 506 | 0.00103 | 98,362 | 490,544 | 0.99438 | 5,103,085 | 51.9 |
| **25** | 0.00611 | 598 | 0.00123 | 97,856 | 487,786 | 0.99213 | 4,612,541 | 47.1 |
| **30** | 0.00964 | 938 | 0.00194 | 97,258 | 483,946 | 0.98785 | 4,124,755 | 42.4 |
| **35** | 0.01468 | 1,414 | 0.00296 | 96,320 | 478,067 | 0.98191 | 3,640,809 | 37.8 |
| **40** | 0.02155 | 2,046 | 0.00436 | 94,906 | 469,418 | 0.97119 | 3,162,742 | 33.3 |
| **45** | 0.03623 | 3,364 | 0.00738 | 92,861 | 455,893 | 0.95579 | 2,693,324 | 29.0 |
| **50** | 0.05249 | 4,698 | 0.01078 | 89,496 | 435,737 | 0.93827 | 2,237,431 | 25.0 |
| **55** | 0.07148 | 6,061 | 0.01483 | 84,799 | 408,839 | 0.91869 | 1,801,694 | 21.2 |
| **60** | 0.09189 | 7,235 | 0.01926 | 78,737 | 375,598 | 0.88814 | 1,392,855 | 17.7 |
| **65** | 0.13384 | 9,570 | 0.02869 | 71,502 | 333,585 | 0.83367 | 1,017,257 | 14.2 |
| **70** | 0.20384 | 12,624 | 0.04539 | 61,932 | 278,101 | 0.74753 | 683,672 | 11.0 |
| **75** | 0.31356 | 15,461 | 0.07437 | 49,308 | 207,888 | 0.48742 [c] | 405,572 | 8.2 |
| **80+** | 1.00000 | 33,847 | 0.17122 | 33,847 | 197,683 | - | 197,683 | 5.8 |
| **Perempuan** *Female* | | | | | | | | |
| **0** | 0.00591 | 591 | 0.00594 | 100,000 | 99,449 | 0.99357 [a] | 7,630,923 | 76.3 |
| **1** | 0.00123 | 122 | 0.00031 | 99,409 | 397,334 | 0.99896 [b] | 7,531,474 | 75.8 |
| **5** | 0.00068 | 68 | 0.00014 | 99,287 | 496,266 | 0.99916 | 7,134,140 | 71.9 |
| **10** | 0.00100 | 99 | 0.00020 | 99,219 | 495,847 | 0.99878 | 6,637,874 | 66.9 |
| **15** | 0.00143 | 142 | 0.00029 | 99,120 | 495,244 | 0.99852 | 6,142,026 | 62.0 |
| **20** | 0.00154 | 152 | 0.00031 | 98,978 | 494,509 | 0.99775 | 5,646,782 | 57.1 |
| **25** | 0.00296 | 293 | 0.00059 | 98,826 | 493,398 | 0.99592 | 5,152,273 | 52.1 |
| **30** | 0.00520 | 512 | 0.00104 | 98,533 | 491,385 | 0.99347 | 4,658,875 | 47.3 |
| **35** | 0.00788 | 772 | 0.00158 | 98,021 | 488,174 | 0.98899 | 4,167,490 | 42.5 |
| **40** | 0.01417 | 1,378 | 0.00285 | 97,249 | 482,800 | 0.98288 | 3,679,315 | 37.8 |
| **45** | 0.02011 | 1,928 | 0.00406 | 95,871 | 474,537 | 0.97621 | 3,196,515 | 33.3 |
| **50** | 0.02756 | 2,589 | 0.00559 | 93,944 | 463,245 | 0.96598 | 2,721,979 | 29.0 |
| **55** | 0.04066 | 3,715 | 0.00830 | 91,354 | 447,486 | 0.95165 | 2,258,734 | 24.7 |
| **60** | 0.05637 | 4,940 | 0.01160 | 87,640 | 425,850 | 0.92940 | 1,811,247 | 20.7 |
| **65** | 0.08569 | 7,086 | 0.01790 | 82,700 | 395,783 | 0.88765 | 1,385,398 | 16.8 |
| **70** | 0.14150 | 10,699 | 0.03045 | 75,613 | 351,319 | 0.82257 | 989,615 | 13.1 |
| **75** | 0.21928 | 14,234 | 0.04926 | 64,914 | 288,985 | 0.54726 [c] | 638,296 | 9.8 |
| **80+** | 1.00000 | 50,680 | 0.14509 | 50,680 | 349,311 | - | 349,311 | 6.9 |

**Nota:** *Notes:*

[a] **Daripada umur 0 hingga kumpulan umur 1-4**
*From age of 0 to age group 1-4*

[b] **Daripada umur 0, kumpulan umur 1-4 hingga kumpulan umur 5-9**
*From age of 0, age group 1-4 to age group 5-9*

[c] **Daripada umur 75 hingga 80+**
*From age of 75 to 80+*

[p] **Permulaan**
*Preliminary*

**Jadual 4.3.1: Jadual hayat ringkas mengikut jantina dan umur, Bachok, Kelantan, 2025[P]**
*Table 4.3.1: Abridged life table by sex and age, Bachok, Kelantan, 2025 [P]*

| **Umur** *Age* | **Kebarangkalian mati di antara umur x dan umur x+n** *Probability of dying between age x and age x+n* | **Bilangan kematian di antara umur x dan umur x+n** *Number of deaths between age x and age x+n* | **Kadar tengah mortaliti di antara umur x dan umur x+n** *Central mortality rate between age x and age x+n* | **Penakat (orang yang masih hidup) pada umur tepat x** *Survivors at exact age x* | **Bilangan orang hidup-tahun di antara umur x dan umur x+n** *Number of person-years lived between age x and age x+n* | **Nisbah ketakatan** *Survival ratio* | **Jumlah bilangan orang hidup-tahun selepas umur tepat x** *Total number of person-years lived after exact age x* | **Jangkaan hayat** *Life expectancy* |
|---|---|---|---|---|---|---|---|---|
| **x** | $_nq_x$ | $_nd_x$ | $_nm_x$ | $l_x$ | $_nL_x$ | $_nS_x$ | $T_x$ | $e_x$ |
| **Lelaki dan Perempuan** *Both sexes* | | | | | | | | |
| **0** | 0.00619 | 619 | 0.00623 | 100,000 | 99,423 | 0.99296 [a] | 7,320,547 | 73.2 |
| **1** | 0.00188 | 187 | 0.00047 | 99,381 | 397,057 | 0.99827 [b] | 7,221,124 | 72.7 |
| **5** | 0.00140 | 139 | 0.00028 | 99,193 | 495,620 | 0.99849 | 6,824,067 | 68.8 |
| **10** | 0.00161 | 159 | 0.00032 | 99,054 | 494,873 | 0.99757 | 6,328,447 | 63.9 |
| **15** | 0.00324 | 321 | 0.00065 | 98,895 | 493,672 | 0.99686 | 5,833,574 | 59.0 |
| **20** | 0.00303 | 298 | 0.00061 | 98,574 | 492,125 | 0.99600 | 5,339,901 | 54.2 |
| **25** | 0.00498 | 489 | 0.00100 | 98,276 | 490,156 | 0.99405 | 4,847,777 | 49.3 |
| **30** | 0.00692 | 677 | 0.00139 | 97,787 | 487,241 | 0.99105 | 4,357,621 | 44.6 |
| **35** | 0.01099 | 1,067 | 0.00221 | 97,110 | 482,882 | 0.98459 | 3,870,379 | 39.9 |
| **40** | 0.01989 | 1,910 | 0.00402 | 96,043 | 475,440 | 0.97624 | 3,387,497 | 35.3 |
| **45** | 0.02772 | 2,609 | 0.00562 | 94,133 | 464,143 | 0.96889 | 2,912,057 | 30.9 |
| **50** | 0.03461 | 3,168 | 0.00704 | 91,524 | 449,702 | 0.95428 | 2,447,913 | 26.7 |
| **55** | 0.05723 | 5,057 | 0.01178 | 88,357 | 429,141 | 0.93931 | 1,998,211 | 22.6 |
| **60** | 0.06435 | 5,361 | 0.01330 | 83,300 | 403,097 | 0.91429 | 1,569,071 | 18.8 |
| **65** | 0.10853 | 8,458 | 0.02295 | 77,939 | 368,549 | 0.85615 | 1,165,974 | 15.0 |
| **70** | 0.18347 | 12,748 | 0.04040 | 69,481 | 315,534 | 0.76008 | 797,425 | 11.5 |
| **75** | 0.30904 | 17,533 | 0.07310 | 56,733 | 239,832 | 0.50231 [c] | 481,891 | 8.5 |
| **80+** | 1.00000 | 39,200 | 0.16194 | 39,200 | 242,059 | - | 242,059 | 6.2 |
| **Lelaki** *Male* | | | | | | | | |
| **0** | 0.00613 | 613 | 0.00616 | 100,000 | 99,424 | 0.99299 [a] | 7,011,543 | 70.1 |
| **1** | 0.00204 | 203 | 0.00051 | 99,387 | 397,069 | 0.99792 [b] | 6,912,119 | 69.5 |
| **5** | 0.00186 | 184 | 0.00037 | 99,184 | 495,461 | 0.99756 | 6,515,050 | 65.7 |
| **10** | 0.00303 | 300 | 0.00061 | 99,000 | 494,250 | 0.99603 | 6,019,589 | 60.8 |
| **15** | 0.00491 | 484 | 0.00098 | 98,700 | 492,290 | 0.99471 | 5,525,339 | 56.0 |
| **20** | 0.00568 | 558 | 0.00114 | 98,216 | 489,684 | 0.99322 | 5,033,049 | 51.2 |
| **25** | 0.00789 | 771 | 0.00158 | 97,658 | 486,362 | 0.99115 | 4,543,364 | 46.5 |
| **30** | 0.00981 | 950 | 0.00197 | 96,887 | 482,059 | 0.98750 | 4,057,002 | 41.9 |
| **35** | 0.01521 | 1,459 | 0.00307 | 95,937 | 476,034 | 0.98040 | 3,574,944 | 37.3 |
| **40** | 0.02405 | 2,272 | 0.00487 | 94,477 | 466,705 | 0.97092 | 3,098,910 | 32.8 |
| **45** | 0.03424 | 3,157 | 0.00697 | 92,205 | 453,133 | 0.95967 | 2,632,205 | 28.5 |
| **50** | 0.04663 | 4,153 | 0.00955 | 89,048 | 434,860 | 0.94279 | 2,179,071 | 24.5 |
| **55** | 0.06830 | 5,798 | 0.01414 | 84,896 | 409,983 | 0.92717 | 1,744,212 | 20.5 |
| **60** | 0.07770 | 6,146 | 0.01617 | 79,097 | 380,122 | 0.88917 | 1,334,229 | 16.9 |
| **65** | 0.14674 | 10,705 | 0.03167 | 72,951 | 337,994 | 0.81022 | 954,107 | 13.1 |
| **70** | 0.24021 | 14,952 | 0.05460 | 62,246 | 273,851 | 0.68805 | 616,113 | 9.9 |
| **75** | 0.40638 | 19,219 | 0.10200 | 47,294 | 188,422 | 0.44948 [c] | 342,262 | 7.2 |
| **80+** | 1.00000 | 28,075 | 0.18249 | 28,075 | 153,840 | - | 153,840 | 5.5 |
| **Perempuan** *Female* | | | | | | | | |
| **0** | 0.00626 | 626 | 0.00630 | 100,000 | 99,417 | 0.99298 [a] | 7,648,712 | 76.5 |
| **1** | 0.00172 | 171 | 0.00043 | 99,374 | 397,071 | 0.99858 [b] | 7,549,295 | 76.0 |
| **5** | 0.00094 | 93 | 0.00019 | 99,203 | 495,782 | 0.99941 | 7,152,224 | 72.1 |
| **10** | 0.00024 | 24 | 0.00005 | 99,110 | 495,488 | 0.99904 | 6,656,442 | 67.2 |
| **15** | 0.00168 | 166 | 0.00034 | 99,086 | 495,012 | 0.99881 | 6,160,954 | 62.2 |
| **20** | 0.00071 | 70 | 0.00014 | 98,919 | 494,421 | 0.99847 | 5,665,942 | 57.3 |
| **25** | 0.00236 | 233 | 0.00047 | 98,849 | 493,662 | 0.99684 | 5,171,521 | 52.3 |
| **30** | 0.00396 | 391 | 0.00079 | 98,616 | 492,102 | 0.99472 | 4,677,859 | 47.4 |
| **35** | 0.00660 | 649 | 0.00133 | 98,225 | 489,504 | 0.98891 | 4,185,757 | 42.6 |
| **40** | 0.01560 | 1,523 | 0.00315 | 97,577 | 484,076 | 0.98156 | 3,696,252 | 37.9 |
| **45** | 0.02133 | 2,049 | 0.00431 | 96,054 | 475,148 | 0.97735 | 3,212,176 | 33.4 |
| **50** | 0.02400 | 2,256 | 0.00486 | 94,005 | 464,385 | 0.96468 | 2,737,028 | 29.1 |
| **55** | 0.04691 | 4,304 | 0.00961 | 91,749 | 447,985 | 0.95080 | 2,272,643 | 24.8 |
| **60** | 0.05160 | 4,512 | 0.01059 | 87,445 | 425,945 | 0.93728 | 1,824,658 | 20.9 |
| **65** | 0.07444 | 6,174 | 0.01546 | 82,933 | 399,229 | 0.89511 | 1,398,714 | 16.9 |
| **70** | 0.13778 | 10,576 | 0.02960 | 76,759 | 357,354 | 0.81792 | 999,484 | 13.0 |
| **75** | 0.23344 | 15,450 | 0.05286 | 66,183 | 292,288 | 0.54481 [c] | 642,131 | 9.7 |
| **80+** | 1.00000 | 50,733 | 0.14502 | 50,733 | 349,842 | - | 349,842 | 6.9 |

**Nota:** *Notes:*

[a] **Daripada umur 0 hingga kumpulan umur 1-4**
*From age of 0 to age group 1-4*

[b] **Daripada umur 0, kumpulan umur 1-4 hingga kumpulan umur 5-9**
*From age of 0, age group 1-4 to age group 5-9*

[c] **Daripada umur 75 hingga 80+**
*From age of 75 to 80+*

[P] **Permulaan**
*Preliminary*

**Jadual 4.3.2: Jadual hayat ringkas mengikut jantina dan umur, Kota Bharu, Kelantan, 2025[p]**

*Table 4.3.2: Abridged life table by sex and age, Kota Bharu, Kelantan, 2025 [p]*

| **Umur** *Age* | **Kebarangkalian mati di antara umur x dan umur x+n** *Probability of dying between age x and age x+n* | **Bilangan kematian di antara umur x dan umur x+n** *Number of deaths between age x and age x+n* | **Kadar tengah mortaliti di antara umur x dan umur x+n** *Central mortality rate between age x and age x+n* | **Penakat (orang yang masih hidup) pada umur tepat x** *Survivors at exact age x* | **Bilangan orang hidup-tahun di antara umur x dan umur x+n** *Number of person-years lived between age x and age x+n* | **Nisbah ketakatan** *Survival ratio* | **Jumlah bilangan orang hidup-tahun selepas umur tepat x** *Total number of person-years lived after exact age x* | **Jangkaan hayat** *Life expectancy* |
|---|---|---|---|---|---|---|---|---|
| **x** | $_nq_x$ | $_nd_x$ | $_nm_x$ | $l_x$ | $_nL_x$ | $_nS_x$ | $T_x$ | $e_x$ |
| **Lelaki dan Perempuan** *Both sexes* | | | | | | | | |
| **0** | 0.00667 | 667 | 0.00671 | 100,000 | 99,380 | 0.99290 [a] | 7,431,627 | 74.3 |
| **1** | 0.00107 | 106 | 0.00027 | 99,333 | 397,069 | 0.99890 [b] | 7,332,247 | 73.8 |
| **5** | 0.00093 | 92 | 0.00019 | 99,227 | 495,904 | 0.99879 | 6,935,179 | 69.9 |
| **10** | 0.00150 | 148 | 0.00030 | 99,135 | 495,302 | 0.99771 | 6,439,275 | 65.0 |
| **15** | 0.00310 | 306 | 0.00062 | 98,986 | 494,165 | 0.99715 | 5,943,973 | 60.0 |
| **20** | 0.00261 | 257 | 0.00052 | 98,680 | 492,756 | 0.99707 | 5,449,807 | 55.2 |
| **25** | 0.00326 | 321 | 0.00065 | 98,423 | 491,311 | 0.99536 | 4,957,051 | 50.4 |
| **30** | 0.00602 | 591 | 0.00121 | 98,102 | 489,032 | 0.99215 | 4,465,741 | 45.5 |
| **35** | 0.00969 | 944 | 0.00195 | 97,511 | 485,195 | 0.98681 | 3,976,708 | 40.8 |
| **40** | 0.01674 | 1,616 | 0.00338 | 96,567 | 478,793 | 0.97866 | 3,491,514 | 36.2 |
| **45** | 0.02602 | 2,471 | 0.00527 | 94,951 | 468,577 | 0.96912 | 3,012,720 | 31.7 |
| **50** | 0.03587 | 3,317 | 0.00730 | 92,480 | 454,107 | 0.95568 | 2,544,144 | 27.5 |
| **55** | 0.05308 | 4,732 | 0.01090 | 89,163 | 433,983 | 0.93536 | 2,090,036 | 23.4 |
| **60** | 0.07684 | 6,488 | 0.01598 | 84,430 | 405,932 | 0.91434 | 1,656,053 | 19.6 |
| **65** | 0.09520 | 7,420 | 0.01999 | 77,942 | 371,161 | 0.87431 | 1,250,121 | 16.0 |
| **70** | 0.15939 | 11,240 | 0.03464 | 70,522 | 324,510 | 0.80309 | 878,959 | 12.5 |
| **75** | 0.24154 | 14,319 | 0.05494 | 59,282 | 260,611 | 0.52996 [c] | 554,450 | 9.4 |
| **80+** | 1.00000 | 44,963 | 0.15302 | 44,963 | 293,838 | - | 293,838 | 6.5 |
| **Lelaki** *Male* | | | | | | | | |
| **0** | 0.00697 | 697 | 0.00702 | 100,000 | 99,346 | 0.99253 [a] | 7,184,673 | 71.8 |
| **1** | 0.00125 | 125 | 0.00031 | 99,303 | 396,916 | 0.99859 [b] | 7,085,326 | 71.4 |
| **5** | 0.00132 | 131 | 0.00026 | 99,178 | 495,563 | 0.99838 | 6,688,410 | 67.4 |
| **10** | 0.00192 | 190 | 0.00038 | 99,047 | 494,760 | 0.99674 | 6,192,847 | 62.5 |
| **15** | 0.00461 | 456 | 0.00092 | 98,857 | 493,145 | 0.99588 | 5,698,087 | 57.6 |
| **20** | 0.00362 | 357 | 0.00073 | 98,401 | 491,114 | 0.99609 | 5,204,942 | 52.9 |
| **25** | 0.00420 | 411 | 0.00084 | 98,044 | 489,194 | 0.99412 | 4,713,828 | 48.1 |
| **30** | 0.00756 | 738 | 0.00152 | 97,633 | 486,319 | 0.99030 | 4,224,634 | 43.3 |
| **35** | 0.01186 | 1,149 | 0.00239 | 96,895 | 481,600 | 0.98474 | 3,738,315 | 38.6 |
| **40** | 0.01871 | 1,791 | 0.00378 | 95,745 | 474,249 | 0.97410 | 3,256,715 | 34.0 |
| **45** | 0.03323 | 3,122 | 0.00676 | 93,954 | 461,966 | 0.95936 | 2,782,466 | 29.6 |
| **50** | 0.04831 | 4,388 | 0.00990 | 90,832 | 443,190 | 0.94010 | 2,320,500 | 25.5 |
| **55** | 0.07208 | 6,231 | 0.01495 | 86,444 | 416,642 | 0.91420 | 1,877,310 | 21.7 |
| **60** | 0.10059 | 8,069 | 0.02118 | 80,213 | 380,892 | 0.89368 | 1,460,669 | 18.2 |
| **65** | 0.11268 | 8,129 | 0.02388 | 72,144 | 340,397 | 0.85251 | 1,079,776 | 15.0 |
| **70** | 0.18671 | 11,952 | 0.04119 | 64,015 | 290,193 | 0.76976 | 739,380 | 11.6 |
| **75** | 0.28376 | 14,773 | 0.06614 | 52,063 | 223,379 | 0.50270 [c] | 449,187 | 8.6 |
| **80+** | 1.00000 | 37,289 | 0.16514 | 37,289 | 225,808 | - | 225,808 | 6.1 |
| **Perempuan** *Female* | | | | | | | | |
| **0** | 0.00634 | 634 | 0.00638 | 100,000 | 99,410 | 0.99332 [a] | 7,688,917 | 76.9 |
| **1** | 0.00087 | 86 | 0.00022 | 99,366 | 397,250 | 0.99922 [b] | 7,589,507 | 76.4 |
| **5** | 0.00051 | 50 | 0.00010 | 99,280 | 496,273 | 0.99922 | 7,192,257 | 72.4 |
| **10** | 0.00105 | 104 | 0.00021 | 99,230 | 495,888 | 0.99873 | 6,695,984 | 67.5 |
| **15** | 0.00150 | 149 | 0.00030 | 99,126 | 495,256 | 0.99847 | 6,200,096 | 62.5 |
| **20** | 0.00157 | 155 | 0.00031 | 98,977 | 494,496 | 0.99803 | 5,704,840 | 57.6 |
| **25** | 0.00236 | 234 | 0.00047 | 98,822 | 493,524 | 0.99663 | 5,210,344 | 52.7 |
| **30** | 0.00438 | 431 | 0.00088 | 98,588 | 491,861 | 0.99417 | 4,716,820 | 47.8 |
| **35** | 0.00729 | 716 | 0.00146 | 98,156 | 488,993 | 0.98907 | 4,224,959 | 43.0 |
| **40** | 0.01459 | 1,422 | 0.00294 | 97,441 | 483,648 | 0.98327 | 3,735,966 | 38.3 |
| **45** | 0.01890 | 1,815 | 0.00382 | 96,019 | 475,557 | 0.97814 | 3,252,318 | 33.9 |
| **50** | 0.02488 | 2,344 | 0.00504 | 94,204 | 465,161 | 0.96955 | 2,776,761 | 29.5 |
| **55** | 0.03616 | 3,321 | 0.00736 | 91,860 | 450,997 | 0.95424 | 2,311,601 | 25.2 |
| **60** | 0.05572 | 4,933 | 0.01146 | 88,539 | 430,360 | 0.93245 | 1,860,603 | 21.0 |
| **65** | 0.08008 | 6,695 | 0.01668 | 83,605 | 401,289 | 0.89349 | 1,430,243 | 17.1 |
| **70** | 0.13523 | 10,401 | 0.02901 | 76,910 | 358,549 | 0.83255 | 1,028,954 | 13.4 |
| **75** | 0.20471 | 13,615 | 0.04561 | 66,510 | 298,510 | 0.55473 [c] | 670,404 | 10.1 |
| **80+** | 1.00000 | 52,894 | 0.14223 | 52,894 | 371,895 | - | 371,895 | 7.0 |

**Nota:** *Notes:*

[a] **Daripada umur 0 hingga kumpulan umur 1-4**
*From age of 0 to age group 1-4*

[b] **Daripada umur 0, kumpulan umur 1-4 hingga kumpulan umur 5-9**
*From age of 0, age group 1-4 to age group 5-9*

[c] **Daripada umur 75 hingga 80+**
*From age of 75 to 80+*

[p] **Permulaan**
*Preliminary*

**Jadual 4.3.3: Jadual hayat ringkas mengikut jantina dan umur, Machang, Kelantan, 2025[p]**

*Table 4.3.3: Abridged life table by sex and age, Machang, Kelantan, 2025 [p]*

| **Umur** *Age* | **Kebarangkalian mati di antara umur x dan umur x+n** *Probability of dying between age x and age x+n* | **Bilangan kematian di antara umur x dan umur x+n** *Number of deaths between age x and age x+n* | **Kadar tengah mortaliti di antara umur x dan umur x+n** *Central mortality rate between age x and age x+n* | **Penakat (orang yang masih hidup) pada umur tepat x** *Survivors at exact age x* | **Bilangan orang hidup-tahun di antara umur x dan umur x+n** *Number of person-years lived between age x and age x+n* | **Nisbah ketakatan** *Survival ratio* | **Jumlah bilangan orang hidup-tahun selepas umur tepat x** *Total number of person-years lived after exact age x* | **Jangkaan hayat** *Life expectancy* |
|---|---|---|---|---|---|---|---|---|
| **x** | $_nq_x$ | $_nd_x$ | $_nm_x$ | $l_x$ | $_nL_x$ | $_nS_x$ | $T_x$ | $e_x$ |
| **Lelaki dan Perempuan** *Both sexes* | | | | | | | | |
| **0** | 0.00489 | 489 | 0.00492 | 100,000 | 99,542 | 0.99476 [a] | 7,326,277 | 73.3 |
| **1** | 0.00083 | 83 | 0.00021 | 99,511 | 397,837 | 0.99945 [b] | 7,226,735 | 72.6 |
| **5** | 0.00013 | 13 | 0.00003 | 99,428 | 497,106 | 0.99957 | 6,828,898 | 68.7 |
| **10** | 0.00072 | 72 | 0.00014 | 99,415 | 496,894 | 0.99796 | 6,331,791 | 63.7 |
| **15** | 0.00335 | 333 | 0.00067 | 99,343 | 495,882 | 0.99662 | 5,834,897 | 58.7 |
| **20** | 0.00341 | 338 | 0.00068 | 99,010 | 494,205 | 0.99516 | 5,339,015 | 53.9 |
| **25** | 0.00626 | 618 | 0.00126 | 98,672 | 491,815 | 0.99243 | 4,844,810 | 49.1 |
| **30** | 0.00889 | 872 | 0.00179 | 98,054 | 488,090 | 0.98667 | 4,352,995 | 44.4 |
| **35** | 0.01781 | 1,731 | 0.00359 | 97,182 | 481,582 | 0.97964 | 3,864,905 | 39.8 |
| **40** | 0.02295 | 2,190 | 0.00464 | 95,451 | 471,779 | 0.97229 | 3,383,323 | 35.4 |
| **45** | 0.03259 | 3,039 | 0.00663 | 93,261 | 458,705 | 0.96197 | 2,911,543 | 31.2 |
| **50** | 0.04366 | 3,939 | 0.00893 | 90,221 | 441,260 | 0.95097 | 2,452,838 | 27.2 |
| **55** | 0.05464 | 4,715 | 0.01124 | 86,282 | 419,625 | 0.93665 | 2,011,578 | 23.3 |
| **60** | 0.07256 | 5,918 | 0.01506 | 81,568 | 393,042 | 0.90842 | 1,591,953 | 19.5 |
| **65** | 0.11210 | 8,480 | 0.02375 | 75,649 | 357,046 | 0.87161 | 1,198,911 | 15.8 |
| **70** | 0.14673 | 9,856 | 0.03167 | 67,169 | 311,206 | 0.80871 | 841,865 | 12.5 |
| **75** | 0.24352 | 13,957 | 0.05546 | 57,313 | 251,674 | 0.52573 [c] | 530,660 | 9.3 |
| **80+** | 1.00000 | 43,356 | 0.15541 | 43,356 | 278,986 | - | 278,986 | 6.4 |
| **Lelaki** *Male* | | | | | | | | |
| **0** | 0.00638 | 638 | 0.00642 | 100,000 | 99,401 | 0.99339 [a] | 6,972,402 | 69.7 |
| **1** | 0.00064 | 64 | 0.00016 | 99,362 | 397,296 | 0.99945 [b] | 6,873,002 | 69.2 |
| **5** | 0.00027 | 27 | 0.00005 | 99,298 | 496,423 | 0.99915 | 6,475,705 | 65.2 |
| **10** | 0.00144 | 143 | 0.00029 | 99,271 | 495,999 | 0.99664 | 5,979,282 | 60.2 |
| **15** | 0.00528 | 523 | 0.00106 | 99,128 | 494,333 | 0.99457 | 5,483,283 | 55.3 |
| **20** | 0.00557 | 550 | 0.00112 | 98,605 | 491,651 | 0.99260 | 4,988,950 | 50.6 |
| **25** | 0.00923 | 905 | 0.00185 | 98,055 | 488,015 | 0.98829 | 4,497,298 | 45.9 |
| **30** | 0.01422 | 1,382 | 0.00286 | 97,151 | 482,299 | 0.97962 | 4,009,283 | 41.3 |
| **35** | 0.02664 | 2,551 | 0.00540 | 95,769 | 472,468 | 0.97207 | 3,526,985 | 36.8 |
| **40** | 0.02926 | 2,727 | 0.00594 | 93,218 | 459,272 | 0.96252 | 3,054,517 | 32.8 |
| **45** | 0.04595 | 4,158 | 0.00941 | 90,491 | 442,057 | 0.94829 | 2,595,245 | 28.7 |
| **50** | 0.05774 | 4,984 | 0.01189 | 86,332 | 419,200 | 0.93457 | 2,153,188 | 24.9 |
| **55** | 0.07360 | 5,987 | 0.01528 | 81,348 | 391,771 | 0.91770 | 1,733,988 | 21.3 |
| **60** | 0.09169 | 6,910 | 0.01922 | 75,361 | 359,529 | 0.88843 | 1,342,217 | 17.8 |
| **65** | 0.13345 | 9,135 | 0.02860 | 68,451 | 319,416 | 0.84157 | 982,688 | 14.4 |
| **70** | 0.18725 | 11,107 | 0.04132 | 59,316 | 268,812 | 0.75566 | 663,271 | 11.2 |
| **75** | 0.31458 | 15,166 | 0.07466 | 48,209 | 203,131 | 0.48504 [c] | 394,459 | 8.2 |
| **80+** | 1.00000 | 33,043 | 0.17271 | 33,043 | 191,328 | - | 191,328 | 5.8 |
| **Perempuan** *Female* | | | | | | | | |
| **0** | 0.00321 | 321 | 0.00322 | 100,000 | 99,698 | 0.99632 [a] | 7,724,929 | 77.2 |
| **1** | 0.00104 | 104 | 0.00026 | 99,679 | 398,459 | 0.99944 [b] | 7,625,231 | 76.5 |
| **5** | 0.00000 | - | 0.00000 | 99,575 | 497,877 | 1.00000 | 7,226,772 | 72.6 |
| **10** | 0.00000 | - | 0.00000 | 99,575 | 497,877 | 0.99941 | 6,728,895 | 67.6 |
| **15** | 0.00119 | 118 | 0.00024 | 99,575 | 497,581 | 0.99878 | 6,231,018 | 62.6 |
| **20** | 0.00126 | 125 | 0.00025 | 99,457 | 496,972 | 0.99757 | 5,733,437 | 57.6 |
| **25** | 0.00360 | 357 | 0.00072 | 99,332 | 495,765 | 0.99683 | 5,236,465 | 52.7 |
| **30** | 0.00274 | 271 | 0.00055 | 98,974 | 494,194 | 0.99426 | 4,740,700 | 47.9 |
| **35** | 0.00875 | 864 | 0.00176 | 98,703 | 491,357 | 0.98781 | 4,246,506 | 43.0 |
| **40** | 0.01565 | 1,532 | 0.00316 | 97,840 | 485,369 | 0.98269 | 3,755,149 | 38.4 |
| **45** | 0.01898 | 1,828 | 0.00383 | 96,308 | 476,970 | 0.97543 | 3,269,779 | 34.0 |
| **50** | 0.03026 | 2,859 | 0.00614 | 94,480 | 465,252 | 0.96558 | 2,792,810 | 29.6 |
| **55** | 0.03870 | 3,546 | 0.00789 | 91,621 | 449,240 | 0.95359 | 2,327,558 | 25.4 |
| **60** | 0.05443 | 4,794 | 0.01119 | 88,075 | 428,391 | 0.92678 | 1,878,318 | 21.3 |
| **65** | 0.09310 | 7,753 | 0.01953 | 83,281 | 397,022 | 0.89747 | 1,449,927 | 17.4 |
| **70** | 0.11293 | 8,529 | 0.02394 | 75,528 | 356,316 | 0.85472 | 1,052,905 | 13.9 |
| **75** | 0.18176 | 12,178 | 0.03999 | 66,999 | 304,548 | 0.56280 [c] | 696,589 | 10.4 |
| **80+** | 1.00000 | 54,821 | 0.13983 | 54,821 | 392,041 | - | 392,041 | 7.2 |

**Nota:** *Notes:*

[a] **Daripada umur 0 hingga kumpulan umur 1-4**
*From age of 0 to age group 1-4*

[b] **Daripada umur 0, kumpulan umur 1-4 hingga kumpulan umur 5-9**
*From age of 0, age group 1-4 to age group 5-9*

[c] **Daripada umur 75 hingga 80+**
*From age of 75 to 80+*

[p] **Permulaan**
*Preliminary*

**Jadual 4.3.4: Jadual hayat ringkas mengikut jantina dan umur, Pasir Mas, Kelantan, 2025[p]**

*Table 4.3.4: Abridged life table by sex and age, Pasir Mas, Kelantan, 2025 [p]*

| **Umur** *Age* | **Kebarangkalian mati di antara umur x dan umur x+n** *Probability of dying between age x and age x+n* | **Bilangan kematian di antara umur x dan umur x+n** *Number of deaths between age x and age x+n* | **Kadar tengah mortaliti di antara umur x dan umur x+n** *Central mortality rate between age x and age x+n* | **Penakat (orang yang masih hidup) pada umur tepat x** *Survivors at exact age x* | **Bilangan orang hidup-tahun di antara umur x dan umur x+n** *Number of person-years lived between age x and age x+n* | **Nisbah ketakatan** *Survival ratio* | **Jumlah bilangan orang hidup-tahun selepas umur tepat x** *Total number of person-years lived after exact age x* | **Jangkaan hayat** *Life expectancy* |
|---|---|---|---|---|---|---|---|---|
| **x** | $_nq_x$ | $_nd_x$ | $_nm_x$ | $l_x$ | $_nL_x$ | $_nS_x$ | $T_x$ | $e_x$ |
| **Lelaki dan Perempuan** *Both sexes* | | | | | | | | |
| **0** | 0.00624 | 624 | 0.00628 | 100,000 | 99,419 | 0.99295 [a] | 7,360,778 | 73.6 |
| **1** | 0.00182 | 181 | 0.00045 | 99,376 | 397,055 | 0.99806 [b] | 7,261,360 | 73.1 |
| **5** | 0.00188 | 186 | 0.00038 | 99,195 | 495,511 | 0.99848 | 6,864,305 | 69.2 |
| **10** | 0.00116 | 115 | 0.00023 | 99,009 | 494,757 | 0.99830 | 6,368,794 | 64.3 |
| **15** | 0.00224 | 222 | 0.00045 | 98,894 | 493,916 | 0.99734 | 5,874,036 | 59.4 |
| **20** | 0.00308 | 303 | 0.00062 | 98,672 | 492,603 | 0.99593 | 5,380,120 | 54.5 |
| **25** | 0.00506 | 498 | 0.00102 | 98,369 | 490,600 | 0.99332 | 4,887,517 | 49.7 |
| **30** | 0.00831 | 813 | 0.00167 | 97,871 | 487,322 | 0.99027 | 4,396,917 | 44.9 |
| **35** | 0.01116 | 1,083 | 0.00224 | 97,058 | 482,580 | 0.98658 | 3,909,595 | 40.3 |
| **40** | 0.01570 | 1,507 | 0.00317 | 95,974 | 476,104 | 0.97772 | 3,427,015 | 35.7 |
| **45** | 0.02897 | 2,737 | 0.00588 | 94,467 | 465,494 | 0.96334 | 2,950,912 | 31.2 |
| **50** | 0.04459 | 4,090 | 0.00912 | 91,731 | 448,428 | 0.94616 | 2,485,417 | 27.1 |
| **55** | 0.06353 | 5,568 | 0.01312 | 87,641 | 424,285 | 0.93545 | 2,036,989 | 23.2 |
| **60** | 0.06565 | 5,388 | 0.01357 | 82,073 | 396,896 | 0.91975 | 1,612,705 | 19.6 |
| **65** | 0.09588 | 7,352 | 0.02014 | 76,685 | 365,046 | 0.87019 | 1,215,808 | 15.9 |
| **70** | 0.16733 | 11,602 | 0.03652 | 69,333 | 317,661 | 0.79650 | 850,762 | 12.3 |
| **75** | 0.24693 | 14,256 | 0.05634 | 57,731 | 253,018 | 0.52538 [c] | 533,101 | 9.2 |
| **80+** | 1.00000 | 43,476 | 0.15523 | 43,476 | 280,082 | - | 280,082 | 6.4 |
| **Lelaki** *Male* | | | | | | | | |
| **0** | 0.00668 | 668 | 0.00672 | 100,000 | 99,373 | 0.99240 [a] | 7,098,370 | 71.0 |
| **1** | 0.00212 | 211 | 0.00053 | 99,332 | 396,829 | 0.99775 [b] | 6,998,997 | 70.5 |
| **5** | 0.00210 | 208 | 0.00042 | 99,121 | 495,086 | 0.99849 | 6,602,168 | 66.6 |
| **10** | 0.00092 | 91 | 0.00018 | 98,913 | 494,338 | 0.99774 | 6,107,082 | 61.7 |
| **15** | 0.00360 | 355 | 0.00072 | 98,822 | 493,223 | 0.99590 | 5,612,744 | 56.8 |
| **20** | 0.00460 | 453 | 0.00092 | 98,467 | 491,201 | 0.99402 | 5,119,521 | 52.0 |
| **25** | 0.00737 | 722 | 0.00148 | 98,014 | 488,262 | 0.99044 | 4,628,321 | 47.2 |
| **30** | 0.01176 | 1,145 | 0.00237 | 97,291 | 483,595 | 0.98690 | 4,140,059 | 42.6 |
| **35** | 0.01445 | 1,390 | 0.00291 | 96,147 | 477,259 | 0.98218 | 3,656,464 | 38.0 |
| **40** | 0.02124 | 2,013 | 0.00429 | 94,757 | 468,753 | 0.97116 | 3,179,205 | 33.6 |
| **45** | 0.03660 | 3,394 | 0.00746 | 92,744 | 455,236 | 0.95238 | 2,710,451 | 29.2 |
| **50** | 0.05907 | 5,278 | 0.01217 | 89,350 | 433,557 | 0.93254 | 2,255,215 | 25.2 |
| **55** | 0.07638 | 6,422 | 0.01588 | 84,073 | 404,308 | 0.92317 | 1,821,659 | 21.7 |
| **60** | 0.07731 | 6,003 | 0.01608 | 77,651 | 373,246 | 0.89855 | 1,417,351 | 18.3 |
| **65** | 0.12762 | 9,143 | 0.02726 | 71,648 | 335,379 | 0.84045 | 1,044,105 | 14.6 |
| **70** | 0.19615 | 12,260 | 0.04350 | 62,504 | 281,871 | 0.76173 | 708,726 | 11.3 |
| **75** | 0.29067 | 14,604 | 0.06802 | 50,244 | 214,710 | 0.49700 [c] | 426,855 | 8.5 |
| **80+** | 1.00000 | 35,640 | 0.16800 | 35,640 | 212,146 | - | 212,146 | 6.0 |
| **Perempuan** *Female* | | | | | | | | |
| **0** | 0.00576 | 576 | 0.00579 | 100,000 | 99,463 | 0.99359 [a] | 7,639,149 | 76.4 |
| **1** | 0.00149 | 148 | 0.00037 | 99,424 | 397,331 | 0.99835 [b] | 7,539,686 | 75.8 |
| **5** | 0.00165 | 164 | 0.00033 | 99,277 | 495,975 | 0.99845 | 7,142,355 | 71.9 |
| **10** | 0.00145 | 144 | 0.00029 | 99,113 | 495,207 | 0.99890 | 6,646,380 | 67.1 |
| **15** | 0.00076 | 75 | 0.00015 | 98,970 | 494,660 | 0.99897 | 6,151,173 | 62.2 |
| **20** | 0.00130 | 129 | 0.00026 | 98,895 | 494,152 | 0.99794 | 5,656,513 | 57.2 |
| **25** | 0.00283 | 279 | 0.00057 | 98,766 | 493,132 | 0.99624 | 5,162,361 | 52.3 |
| **30** | 0.00470 | 463 | 0.00094 | 98,487 | 491,278 | 0.99370 | 4,669,229 | 47.4 |
| **35** | 0.00791 | 775 | 0.00159 | 98,024 | 488,183 | 0.99097 | 4,177,951 | 42.6 |
| **40** | 0.01016 | 988 | 0.00204 | 97,249 | 483,774 | 0.98458 | 3,689,768 | 37.9 |
| **45** | 0.02074 | 1,996 | 0.00419 | 96,261 | 476,313 | 0.97427 | 3,205,994 | 33.3 |
| **50** | 0.03084 | 2,907 | 0.00626 | 94,264 | 464,055 | 0.95854 | 2,729,681 | 29.0 |
| **55** | 0.05242 | 4,789 | 0.01077 | 91,358 | 444,815 | 0.94650 | 2,265,626 | 24.8 |
| **60** | 0.05464 | 4,730 | 0.01123 | 86,568 | 421,017 | 0.93758 | 1,820,811 | 21.0 |
| **65** | 0.07065 | 5,782 | 0.01465 | 81,838 | 394,737 | 0.89585 | 1,399,794 | 17.1 |
| **70** | 0.14019 | 10,663 | 0.03015 | 76,056 | 353,624 | 0.82729 | 1,005,058 | 13.2 |
| **75** | 0.21053 | 13,768 | 0.04706 | 65,394 | 292,549 | 0.55092 [c] | 651,433 | 10.0 |
| **80+** | 1.00000 | 51,626 | 0.14385 | 51,626 | 358,885 | - | 358,885 | 7.0 |

**Nota:** *Notes:*

[a] **Daripada umur 0 hingga kumpulan umur 1-4**
*From age of 0 to age group 1-4*

[b] **Daripada umur 0, kumpulan umur 1-4 hingga kumpulan umur 5-9**
*From age of 0, age group 1-4 to age group 5-9*

[c] **Daripada umur 75 hingga 80+**
*From age of 75 to 80+*

[p] **Permulaan**
*Preliminary*

**Jadual 4.3.5: Jadual hayat ringkas mengikut jantina dan umur, Pasir Puteh, Kelantan, 2025[p]**

*Table 4.3.5: Abridged life table by sex and age, Pasir Puteh, Kelantan, 2025 [p]*

| **Umur** *Age* | **Kebarangkalian mati di antara umur x dan umur x+n** *Probability of dying between age x and age x+n* | **Bilangan kematian di antara umur x dan umur x+n** *Number of deaths between age x and age x+n* | **Kadar tengah mortaliti di antara umur x dan umur x+n** *Central mortality rate between age x and age x+n* | **Penakat (orang yang masih hidup) pada umur tepat x** *Survivors at exact age x* | **Bilangan orang hidup-tahun di antara umur x dan umur x+n** *Number of person-years lived between age x and age x+n* | **Nisbah ketakatan** *Survival ratio* | **Jumlah bilangan orang hidup-tahun selepas umur tepat x** *Total number of person-years lived after exact age x* | **Jangkaan hayat** *Life expectancy* |
|---|---|---|---|---|---|---|---|---|
| **x** | $_nq_x$ | $_nd_x$ | $_nm_x$ | $l_x$ | $_nL_x$ | $_nS_x$ | $T_x$ | $e_x$ |
| **Lelaki dan Perempuan** *Both sexes* | | | | | | | | |
| **0** | 0.00701 | 701 | 0.00706 | 100,000 | 99,348 | 0.99253 [a] | 7,205,910 | 72.1 |
| **1** | 0.00113 | 112 | 0.00028 | 99,299 | 396,915 | 0.99895 [b] | 7,106,562 | 71.6 |
| **5** | 0.00076 | 75 | 0.00015 | 99,186 | 495,743 | 0.99899 | 6,709,647 | 67.6 |
| **10** | 0.00126 | 125 | 0.00025 | 99,111 | 495,243 | 0.99855 | 6,213,904 | 62.7 |
| **15** | 0.00163 | 162 | 0.00033 | 98,986 | 494,527 | 0.99700 | 5,718,661 | 57.8 |
| **20** | 0.00438 | 432 | 0.00088 | 98,825 | 493,042 | 0.99450 | 5,224,133 | 52.9 |
| **25** | 0.00663 | 652 | 0.00133 | 98,392 | 490,331 | 0.99232 | 4,731,091 | 48.1 |
| **30** | 0.00874 | 854 | 0.00175 | 97,740 | 486,567 | 0.98792 | 4,240,760 | 43.4 |
| **35** | 0.01545 | 1,497 | 0.00311 | 96,887 | 480,690 | 0.98163 | 3,754,193 | 38.7 |
| **40** | 0.02134 | 2,036 | 0.00431 | 95,389 | 471,857 | 0.97350 | 3,273,503 | 34.3 |
| **45** | 0.03176 | 2,965 | 0.00646 | 93,354 | 459,354 | 0.96300 | 2,801,646 | 30.0 |
| **50** | 0.04240 | 3,833 | 0.00866 | 90,388 | 442,360 | 0.95036 | 2,342,291 | 25.9 |
| **55** | 0.05719 | 4,950 | 0.01178 | 86,556 | 420,402 | 0.93100 | 1,899,932 | 22.0 |
| **60** | 0.08152 | 6,653 | 0.01700 | 81,605 | 391,394 | 0.89320 | 1,479,530 | 18.1 |
| **65** | 0.13432 | 10,068 | 0.02880 | 74,953 | 349,594 | 0.83890 | 1,088,136 | 14.5 |
| **70** | 0.19205 | 12,461 | 0.04249 | 64,885 | 293,273 | 0.76097 | 738,542 | 11.4 |
| **75** | 0.29717 | 15,579 | 0.06981 | 52,424 | 223,173 | 0.49879 [c] | 445,269 | 8.5 |
| **80+** | 1.00000 | 36,845 | 0.16590 | 36,845 | 222,096 | - | 222,096 | 6.0 |
| **Lelaki** *Male* | | | | | | | | |
| **0** | 0.00849 | 849 | 0.00855 | 100,000 | 99,208 | 0.99079 [a] | 6,922,690 | 69.2 |
| **1** | 0.00177 | 175 | 0.00044 | 99,151 | 396,189 | 0.99845 [b] | 6,823,482 | 68.8 |
| **5** | 0.00101 | 100 | 0.00020 | 98,976 | 494,630 | 0.99876 | 6,427,293 | 64.9 |
| **10** | 0.00148 | 146 | 0.00030 | 98,876 | 494,014 | 0.99820 | 5,932,663 | 60.0 |
| **15** | 0.00212 | 209 | 0.00042 | 98,730 | 493,126 | 0.99533 | 5,438,649 | 55.1 |
| **20** | 0.00723 | 712 | 0.00145 | 98,521 | 490,822 | 0.99117 | 4,945,523 | 50.2 |
| **25** | 0.01043 | 1,020 | 0.00210 | 97,808 | 486,490 | 0.98933 | 4,454,701 | 45.5 |
| **30** | 0.01091 | 1,056 | 0.00219 | 96,788 | 481,299 | 0.98598 | 3,968,211 | 41.0 |
| **35** | 0.01715 | 1,642 | 0.00346 | 95,732 | 474,554 | 0.97699 | 3,486,912 | 36.4 |
| **40** | 0.02898 | 2,726 | 0.00588 | 94,090 | 463,632 | 0.96287 | 3,012,359 | 32.0 |
| **45** | 0.04552 | 4,159 | 0.00932 | 91,363 | 446,418 | 0.94937 | 2,548,727 | 27.9 |
| **50** | 0.05598 | 4,882 | 0.01152 | 87,204 | 423,817 | 0.93672 | 2,102,308 | 24.1 |
| **55** | 0.07102 | 5,846 | 0.01473 | 82,323 | 396,997 | 0.91389 | 1,678,491 | 20.4 |
| **60** | 0.10236 | 7,828 | 0.02158 | 76,476 | 362,812 | 0.87247 | 1,281,494 | 16.8 |
| **65** | 0.15558 | 10,680 | 0.03374 | 68,648 | 316,541 | 0.81163 | 918,682 | 13.4 |
| **70** | 0.22720 | 13,170 | 0.05126 | 57,968 | 256,915 | 0.71826 | 602,141 | 10.4 |
| **75** | 0.35232 | 15,783 | 0.08553 | 44,798 | 184,531 | 0.46548 [c] | 345,226 | 7.7 |
| **80+** | 1.00000 | 29,015 | 0.18056 | 29,015 | 160,695 | - | 160,695 | 5.5 |
| **Perempuan** *Female* | | | | | | | | |
| **0** | 0.00541 | 541 | 0.00543 | 100,000 | 99,495 | 0.99444 [a] | 7,512,262 | 75.1 |
| **1** | 0.00046 | 46 | 0.00012 | 99,459 | 397,723 | 0.99944 [b] | 7,412,766 | 74.5 |
| **5** | 0.00051 | 51 | 0.00010 | 99,413 | 496,940 | 0.99923 | 7,015,044 | 70.6 |
| **10** | 0.00104 | 103 | 0.00021 | 99,363 | 496,556 | 0.99892 | 6,518,104 | 65.6 |
| **15** | 0.00112 | 111 | 0.00022 | 99,260 | 496,020 | 0.99859 | 6,021,548 | 60.7 |
| **20** | 0.00170 | 168 | 0.00034 | 99,148 | 495,321 | 0.99783 | 5,525,529 | 55.7 |
| **25** | 0.00264 | 262 | 0.00053 | 98,980 | 494,246 | 0.99544 | 5,030,208 | 50.8 |
| **30** | 0.00648 | 639 | 0.00130 | 98,718 | 491,993 | 0.98995 | 4,535,962 | 45.9 |
| **35** | 0.01365 | 1,338 | 0.00275 | 98,079 | 487,049 | 0.98623 | 4,043,968 | 41.2 |
| **40** | 0.01390 | 1,345 | 0.00280 | 96,741 | 480,341 | 0.98388 | 3,556,920 | 36.8 |
| **45** | 0.01837 | 1,753 | 0.00371 | 95,396 | 472,597 | 0.97559 | 3,076,579 | 32.3 |
| **50** | 0.03057 | 2,862 | 0.00621 | 93,643 | 461,060 | 0.96252 | 2,603,981 | 27.8 |
| **55** | 0.04461 | 4,050 | 0.00913 | 90,781 | 443,780 | 0.94733 | 2,142,921 | 23.6 |
| **60** | 0.06111 | 5,300 | 0.01261 | 86,731 | 420,405 | 0.91284 | 1,699,141 | 19.6 |
| **65** | 0.11491 | 9,357 | 0.02438 | 81,431 | 383,761 | 0.86325 | 1,278,736 | 15.7 |
| **70** | 0.16142 | 11,634 | 0.03512 | 72,074 | 331,282 | 0.79944 | 894,975 | 12.4 |
| **75** | 0.24723 | 14,942 | 0.05642 | 60,439 | 264,841 | 0.53017 [c] | 563,693 | 9.3 |
| **80+** | 1.00000 | 45,497 | 0.15224 | 45,497 | 298,852 | - | 298,852 | 6.6 |

**Nota:** *Notes:*

[a] **Daripada umur 0 hingga kumpulan umur 1-4**
*From age of 0 to age group 1-4*

[b] **Daripada umur 0, kumpulan umur 1-4 hingga kumpulan umur 5-9**
*From age of 0, age group 1-4 to age group 5-9*

[c] **Daripada umur 75 hingga 80+**
*From age of 75 to 80+*

[p] **Permulaan**
*Preliminary*

**Jadual 4.3.6: Jadual hayat ringkas mengikut jantina dan umur, Tanah Merah, Kelantan, 2025[p]**

*Table 4.3.6: Abridged life table by sex and age, Tanah Merah, Kelantan, 2025 [P]*

| **Umur** *Age* | **Kebarangkalian mati di antara umur x dan umur x+n** *Probability of dying between age x and age x+n* | **Bilangan kematian di antara umur x dan umur x+n** *Number of deaths between age x and age x+n* | **Kadar tengah mortaliti di antara umur x dan umur x+n** *Central mortality rate between age x and age x+n* | **Penakat (orang yang masih hidup) pada umur tepat x** *Survivors at exact age x* | **Bilangan orang hidup-tahun di antara umur x dan umur x+n** *Number of person-years lived between age x and age x+n* | **Nisbah ketakatan** *Survival ratio* | **Jumlah bilangan orang hidup-tahun selepas umur tepat x** *Total number of person-years lived after exact age x* | **Jangkaan hayat** *Life expectancy* |
|---|---|---|---|---|---|---|---|---|
| **x** | $_nq_x$ | $_nd_x$ | $_nm_x$ | $l_x$ | $_nL_x$ | $_nS_x$ | $T_x$ | $e_x$ |
| **Lelaki dan Perempuan** *Both sexes* | | | | | | | | |
| **0** | 0.00567 | 567 | 0.00570 | 100,000 | 99,471 | 0.99367 [a] | 7,376,908 | 73.8 |
| **1** | 0.00147 | 147 | 0.00037 | 99,433 | 397,366 | 0.99853 [b] | 7,277,437 | 73.2 |
| **5** | 0.00131 | 130 | 0.00026 | 99,286 | 496,106 | 0.99868 | 6,880,071 | 69.3 |
| **10** | 0.00133 | 132 | 0.00027 | 99,156 | 495,453 | 0.99751 | 6,383,965 | 64.4 |
| **15** | 0.00365 | 362 | 0.00073 | 99,025 | 494,219 | 0.99628 | 5,888,512 | 59.5 |
| **20** | 0.00378 | 373 | 0.00076 | 98,663 | 492,383 | 0.99601 | 5,394,292 | 54.7 |
| **25** | 0.00421 | 413 | 0.00084 | 98,290 | 490,417 | 0.99386 | 4,901,909 | 49.9 |
| **30** | 0.00808 | 791 | 0.00162 | 97,877 | 487,407 | 0.99001 | 4,411,492 | 45.1 |
| **35** | 0.01191 | 1,156 | 0.00240 | 97,086 | 482,539 | 0.98568 | 3,924,085 | 40.4 |
| **40** | 0.01677 | 1,608 | 0.00338 | 95,930 | 475,627 | 0.97814 | 3,441,546 | 35.9 |
| **45** | 0.02704 | 2,550 | 0.00548 | 94,321 | 465,230 | 0.96798 | 2,965,919 | 31.4 |
| **50** | 0.03715 | 3,409 | 0.00757 | 91,771 | 450,331 | 0.95897 | 2,500,689 | 27.2 |
| **55** | 0.04505 | 3,981 | 0.00922 | 88,362 | 431,856 | 0.94365 | 2,050,358 | 23.2 |
| **60** | 0.06819 | 5,754 | 0.01412 | 84,381 | 407,520 | 0.91195 | 1,618,501 | 19.2 |
| **65** | 0.10937 | 8,600 | 0.02314 | 78,627 | 371,637 | 0.85574 | 1,210,982 | 15.4 |
| **70** | 0.18344 | 12,846 | 0.04039 | 70,027 | 318,023 | 0.78423 | 839,345 | 12.0 |
| **75** | 0.25537 | 14,602 | 0.05855 | 57,182 | 249,402 | 0.52160 [c] | 521,322 | 9.1 |
| **80+** | 1.00000 | 42,579 | 0.15659 | 42,579 | 271,920 | - | 271,920 | 6.4 |
| **Lelaki** *Male* | | | | | | | | |
| **0** | 0.00542 | 542 | 0.00544 | 100,000 | 99,490 | 0.99387 [a] | 7,137,942 | 71.4 |
| **1** | 0.00166 | 165 | 0.00041 | 99,458 | 397,445 | 0.99803 [b] | 7,038,452 | 70.8 |
| **5** | 0.00207 | 206 | 0.00041 | 99,294 | 495,955 | 0.99809 | 6,641,008 | 66.9 |
| **10** | 0.00175 | 173 | 0.00035 | 99,088 | 495,008 | 0.99685 | 6,145,053 | 62.0 |
| **15** | 0.00456 | 451 | 0.00091 | 98,915 | 493,447 | 0.99513 | 5,650,045 | 57.1 |
| **20** | 0.00519 | 511 | 0.00104 | 98,464 | 491,042 | 0.99416 | 5,156,598 | 52.4 |
| **25** | 0.00649 | 636 | 0.00130 | 97,953 | 488,176 | 0.99265 | 4,665,556 | 47.6 |
| **30** | 0.00821 | 799 | 0.00165 | 97,317 | 484,589 | 0.98786 | 4,177,380 | 42.9 |
| **35** | 0.01610 | 1,554 | 0.00325 | 96,518 | 478,706 | 0.98174 | 3,692,791 | 38.3 |
| **40** | 0.02045 | 1,942 | 0.00413 | 94,964 | 469,964 | 0.97376 | 3,214,085 | 33.8 |
| **45** | 0.03215 | 2,990 | 0.00653 | 93,022 | 457,633 | 0.95964 | 2,744,121 | 29.5 |
| **50** | 0.04884 | 4,397 | 0.01001 | 90,032 | 439,165 | 0.94464 | 2,286,487 | 25.4 |
| **55** | 0.06221 | 5,327 | 0.01284 | 85,634 | 414,854 | 0.92915 | 1,847,323 | 21.6 |
| **60** | 0.08007 | 6,430 | 0.01668 | 80,307 | 385,461 | 0.88693 | 1,432,468 | 17.8 |
| **65** | 0.14894 | 11,003 | 0.03218 | 73,877 | 341,877 | 0.82017 | 1,047,007 | 14.2 |
| **70** | 0.21613 | 13,589 | 0.04846 | 62,874 | 280,398 | 0.75741 | 705,130 | 11.2 |
| **75** | 0.27634 | 13,619 | 0.06413 | 49,285 | 212,376 | 0.49998 [c] | 424,732 | 8.6 |
| **80+** | 1.00000 | 35,666 | 0.16795 | 35,666 | 212,356 | - | 212,356 | 6.0 |
| **Perempuan** *Female* | | | | | | | | |
| **0** | 0.00594 | 594 | 0.00598 | 100,000 | 99,446 | 0.99351 [a] | 7,637,333 | 76.4 |
| **1** | 0.00128 | 127 | 0.00032 | 99,406 | 397,307 | 0.99903 [b] | 7,537,887 | 75.8 |
| **5** | 0.00049 | 49 | 0.00010 | 99,279 | 496,271 | 0.99932 | 7,140,581 | 71.9 |
| **10** | 0.00086 | 86 | 0.00017 | 99,230 | 495,936 | 0.99826 | 6,644,309 | 67.0 |
| **15** | 0.00261 | 259 | 0.00052 | 99,144 | 495,074 | 0.99759 | 6,148,374 | 62.0 |
| **20** | 0.00220 | 218 | 0.00044 | 98,885 | 493,882 | 0.99807 | 5,653,300 | 57.2 |
| **25** | 0.00167 | 164 | 0.00033 | 98,668 | 492,927 | 0.99521 | 5,159,418 | 52.3 |
| **30** | 0.00792 | 780 | 0.00159 | 98,503 | 490,565 | 0.99234 | 4,666,491 | 47.4 |
| **35** | 0.00739 | 722 | 0.00148 | 97,723 | 486,808 | 0.98985 | 4,175,926 | 42.7 |
| **40** | 0.01293 | 1,254 | 0.00260 | 97,001 | 481,867 | 0.98256 | 3,689,118 | 38.0 |
| **45** | 0.02200 | 2,106 | 0.00445 | 95,746 | 473,465 | 0.97609 | 3,207,251 | 33.5 |
| **50** | 0.02586 | 2,422 | 0.00524 | 93,640 | 462,145 | 0.97253 | 2,733,785 | 29.2 |
| **55** | 0.02912 | 2,657 | 0.00591 | 91,218 | 449,449 | 0.95717 | 2,271,640 | 24.9 |
| **60** | 0.05694 | 5,043 | 0.01172 | 88,562 | 430,201 | 0.93436 | 1,822,191 | 20.6 |
| **65** | 0.07486 | 6,252 | 0.01555 | 83,519 | 401,964 | 0.88820 | 1,391,989 | 16.7 |
| **70** | 0.15172 | 11,723 | 0.03284 | 77,267 | 357,025 | 0.80999 | 990,025 | 12.8 |
| **75** | 0.23514 | 15,412 | 0.05329 | 65,544 | 289,188 | 0.54315 [c] | 633,000 | 9.7 |
| **80+** | 1.00000 | 50,131 | 0.14581 | 50,131 | 343,812 | - | 343,812 | 6.9 |

**Nota:** *Notes:*

[a] **Daripada umur 0 hingga kumpulan umur 1-4**
*From age of 0 to age group 1-4*

[b] **Daripada umur 0, kumpulan umur 1-4 hingga kumpulan umur 5-9**
*From age of 0, age group 1-4 to age group 5-9*

[c] **Daripada umur 75 hingga 80+**
*From age of 75 to 80+*

[p] **Permulaan**
*Preliminary*

**Jadual 4.3.7: Jadual hayat ringkas mengikut jantina dan umur, Tumpat, Kelantan, 2025[P]**

*Table 4.3.7: Abridged life table by sex and age, Tumpat, Kelantan, 2025 [P]*

| **Umur** *Age* | **Kebarangkalian mati di antara umur x dan umur x+n** *Probability of dying between age x and age x+n* | **Bilangan kematian di antara umur x dan umur x+n** *Number of deaths between age x and age x+n* | **Kadar tengah mortaliti di antara umur x dan umur x+n** *Central mortality rate between age x and age x+n* | **Penakat (orang yang masih hidup) pada umur tepat x** *Survivors at exact age x* | **Bilangan orang hidup-tahun di antara umur x dan umur x+n** *Number of person-years lived between age x and age x+n* | **Nisbah ketakatan** *Survival ratio* | **Jumlah bilangan orang hidup-tahun selepas umur tepat x** *Total number of person-years lived after exact age x* | **Jangkaan hayat** *Life expectancy* |
|---|---|---|---|---|---|---|---|---|
| **x** | $_nq_x$ | $_nd_x$ | $_nm_x$ | $l_x$ | $_nL_x$ | $_nS_x$ | $T_x$ | $e_x$ |
| **Lelaki dan Perempuan** *Both sexes* | | | | | | | | |
| **0** | 0.00718 | 718 | 0.00723 | 100,000 | 99,333 | 0.99260 [a] | 7,295,787 | 73.0 |
| **1** | 0.00064 | 64 | 0.00016 | 99,282 | 396,968 | 0.99931 [b] | 7,196,454 | 72.5 |
| **5** | 0.00052 | 52 | 0.00010 | 99,218 | 495,960 | 0.99875 | 6,799,486 | 68.5 |
| **10** | 0.00198 | 196 | 0.00040 | 99,166 | 495,340 | 0.99762 | 6,303,526 | 63.6 |
| **15** | 0.00279 | 276 | 0.00056 | 98,970 | 494,159 | 0.99643 | 5,808,186 | 58.7 |
| **20** | 0.00435 | 429 | 0.00087 | 98,694 | 492,396 | 0.99529 | 5,314,027 | 53.8 |
| **25** | 0.00507 | 498 | 0.00102 | 98,265 | 490,079 | 0.99365 | 4,821,630 | 49.1 |
| **30** | 0.00765 | 747 | 0.00153 | 97,767 | 486,965 | 0.98967 | 4,331,551 | 44.3 |
| **35** | 0.01303 | 1,264 | 0.00262 | 97,019 | 481,935 | 0.98323 | 3,844,587 | 39.6 |
| **40** | 0.02055 | 1,968 | 0.00415 | 95,755 | 473,854 | 0.97546 | 3,362,651 | 35.1 |
| **45** | 0.02862 | 2,684 | 0.00581 | 93,787 | 462,224 | 0.96403 | 2,888,797 | 30.8 |
| **50** | 0.04354 | 3,967 | 0.00890 | 91,103 | 445,597 | 0.95169 | 2,426,573 | 26.6 |
| **55** | 0.05330 | 4,644 | 0.01095 | 87,136 | 424,070 | 0.93347 | 1,980,976 | 22.7 |
| **60** | 0.08050 | 6,641 | 0.01678 | 82,492 | 395,858 | 0.90236 | 1,556,906 | 18.9 |
| **65** | 0.11627 | 8,819 | 0.02469 | 75,851 | 357,207 | 0.85498 | 1,161,049 | 15.3 |
| **70** | 0.17756 | 11,902 | 0.03897 | 67,032 | 305,404 | 0.78714 | 803,842 | 12.0 |
| **75** | 0.25578 | 14,101 | 0.05866 | 55,130 | 240,396 | 0.51770 [c] | 498,437 | 9.0 |
| **80+** | 1.00000 | 41,029 | 0.15900 | 41,029 | 258,041 | - | 258,041 | 6.3 |
| **Lelaki** *Male* | | | | | | | | |
| **0** | 0.00885 | 885 | 0.00892 | 100,000 | 99,175 | 0.99093 [a] | 7,000,715 | 70.0 |
| **1** | 0.00072 | 71 | 0.00018 | 99,115 | 396,291 | 0.99935 [b] | 6,901,540 | 69.6 |
| **5** | 0.00029 | 29 | 0.00006 | 99,044 | 495,147 | 0.99858 | 6,505,248 | 65.7 |
| **10** | 0.00255 | 253 | 0.00051 | 99,015 | 494,442 | 0.99665 | 6,010,102 | 60.7 |
| **15** | 0.00415 | 410 | 0.00083 | 98,762 | 492,785 | 0.99481 | 5,515,660 | 55.8 |
| **20** | 0.00623 | 613 | 0.00125 | 98,352 | 490,228 | 0.99376 | 5,022,875 | 51.1 |
| **25** | 0.00625 | 611 | 0.00125 | 97,739 | 487,168 | 0.99128 | 4,532,647 | 46.4 |
| **30** | 0.01120 | 1,087 | 0.00225 | 97,128 | 482,922 | 0.98511 | 4,045,479 | 41.7 |
| **35** | 0.01862 | 1,788 | 0.00376 | 96,041 | 475,733 | 0.97825 | 3,562,557 | 37.1 |
| **40** | 0.02494 | 2,350 | 0.00505 | 94,253 | 465,387 | 0.96757 | 3,086,824 | 32.8 |
| **45** | 0.04011 | 3,686 | 0.00819 | 91,902 | 450,295 | 0.95060 | 2,621,438 | 28.5 |
| **50** | 0.05907 | 5,211 | 0.01217 | 88,216 | 428,052 | 0.93740 | 2,171,143 | 24.6 |
| **55** | 0.06636 | 5,508 | 0.01373 | 83,005 | 401,255 | 0.91583 | 1,743,091 | 21.0 |
| **60** | 0.10324 | 8,001 | 0.02177 | 77,497 | 367,482 | 0.87582 | 1,341,836 | 17.3 |
| **65** | 0.14753 | 10,252 | 0.03185 | 69,496 | 321,849 | 0.82966 | 974,354 | 14.0 |
| **70** | 0.19709 | 11,677 | 0.04373 | 59,244 | 267,026 | 0.74801 | 652,505 | 11.0 |
| **75** | 0.32037 | 15,239 | 0.07630 | 47,567 | 199,738 | 0.48184 [c] | 385,478 | 8.1 |
| **80+** | 1.00000 | 32,328 | 0.17405 | 32,328 | 185,741 | - | 185,741 | 5.7 |
| **Perempuan** *Female* | | | | | | | | |
| **0** | 0.00539 | 539 | 0.00542 | 100,000 | 99,497 | 0.99440 [a] | 7,608,525 | 76.1 |
| **1** | 0.00056 | 56 | 0.00014 | 99,461 | 397,705 | 0.99927 [b] | 7,509,028 | 75.5 |
| **5** | 0.00075 | 75 | 0.00015 | 99,405 | 496,838 | 0.99894 | 7,111,323 | 71.5 |
| **10** | 0.00136 | 136 | 0.00027 | 99,330 | 496,312 | 0.99866 | 6,614,485 | 66.6 |
| **15** | 0.00131 | 130 | 0.00026 | 99,195 | 495,647 | 0.99816 | 6,118,173 | 61.7 |
| **20** | 0.00237 | 234 | 0.00047 | 99,064 | 494,736 | 0.99687 | 5,622,526 | 56.8 |
| **25** | 0.00390 | 385 | 0.00078 | 98,830 | 493,187 | 0.99596 | 5,127,790 | 51.9 |
| **30** | 0.00419 | 412 | 0.00084 | 98,445 | 491,193 | 0.99403 | 4,634,604 | 47.1 |
| **35** | 0.00777 | 761 | 0.00156 | 98,032 | 488,258 | 0.98782 | 4,143,411 | 42.3 |
| **40** | 0.01663 | 1,618 | 0.00335 | 97,271 | 482,309 | 0.98291 | 3,655,153 | 37.6 |
| **45** | 0.01755 | 1,679 | 0.00354 | 95,653 | 474,066 | 0.97635 | 3,172,845 | 33.2 |
| **50** | 0.02986 | 2,806 | 0.00606 | 93,974 | 462,854 | 0.96409 | 2,698,779 | 28.7 |
| **55** | 0.04215 | 3,843 | 0.00861 | 91,168 | 446,231 | 0.94920 | 2,235,925 | 24.5 |
| **60** | 0.05984 | 5,225 | 0.01234 | 87,325 | 423,560 | 0.92656 | 1,789,694 | 20.5 |
| **65** | 0.08791 | 7,217 | 0.01839 | 82,099 | 392,455 | 0.87737 | 1,366,134 | 16.6 |
| **70** | 0.16070 | 12,033 | 0.03495 | 74,882 | 344,329 | 0.82209 | 973,679 | 13.0 |
| **75** | 0.19843 | 12,471 | 0.04406 | 62,849 | 283,068 | 0.55022 [c] | 629,350 | 10.0 |
| **80+** | 1.00000 | 50,378 | 0.14548 | 50,378 | 346,282 | - | 346,282 | 6.9 |

**Nota:** *Notes:*

[a] **Daripada umur 0 hingga kumpulan umur 1-4**
*From age of 0 to age group 1-4*

[b] **Daripada umur 0, kumpulan umur 1-4 hingga kumpulan umur 5-9**
*From age of 0, age group 1-4 to age group 5-9*

[c] **Daripada umur 75 hingga 80+**
*From age of 75 to 80+*

[P] **Permulaan**
*Preliminary*

**Jadual 4.3.8: Jadual hayat ringkas mengikut jantina dan umur, Gua Musang, Kelantan, 2025[P]**

*Table 4.3.8: Abridged life table by sex and age, Gua Musang, Kelantan, 2025 [P]*

| **Umur** *Age* | **Kebarangkalian mati di antara umur x dan umur x+n** *Probability of dying between age x and age x+n* | **Bilangan kematian di antara umur x dan umur x+n** *Number of deaths between age x and age x+n* | **Kadar tengah mortaliti di antara umur x dan umur x+n** *Central mortality rate between age x and age x+n* | **Penakat (orang yang masih hidup) pada umur tepat x** *Survivors at exact age x* | **Bilangan orang hidup-tahun di antara umur x dan umur x+n** *Number of person-years lived between age x and age x+n* | **Nisbah ketakatan** *Survival ratio* | **Jumlah bilangan orang hidup-tahun selepas umur tepat x** *Total number of person-years lived after exact age x* | **Jangkaan hayat** *Life expectancy* |
|---|---|---|---|---|---|---|---|---|
| **x** | $_nq_x$ | $_nd_x$ | $_nm_x$ | $l_x$ | $_nL_x$ | $_nS_x$ | $T_x$ | $e_x$ |
| **Lelaki dan Perempuan** *Both sexes* | | | | | | | | |
| **0** | 0.00672 | 672 | 0.00676 | 100,000 | 99,375 | 0.99230 [a] | 7,245,005 | 72.5 |
| **1** | 0.00217 | 216 | 0.00054 | 99,328 | 396,776 | 0.99870 [b] | 7,145,630 | 71.9 |
| **5** | 0.00023 | 23 | 0.00005 | 99,112 | 495,505 | 0.99942 | 6,748,854 | 68.1 |
| **10** | 0.00094 | 93 | 0.00019 | 99,090 | 495,217 | 0.99769 | 6,253,348 | 63.1 |
| **15** | 0.00369 | 365 | 0.00074 | 98,997 | 494,072 | 0.99576 | 5,758,131 | 58.2 |
| **20** | 0.00479 | 473 | 0.00096 | 98,632 | 491,977 | 0.99507 | 5,264,059 | 53.4 |
| **25** | 0.00506 | 497 | 0.00101 | 98,159 | 489,553 | 0.99396 | 4,772,083 | 48.6 |
| **30** | 0.00702 | 686 | 0.00141 | 97,662 | 486,595 | 0.99173 | 4,282,530 | 43.9 |
| **35** | 0.00953 | 924 | 0.00191 | 96,976 | 482,571 | 0.98957 | 3,795,935 | 39.1 |
| **40** | 0.01134 | 1,089 | 0.00228 | 96,052 | 477,538 | 0.98079 | 3,313,364 | 34.5 |
| **45** | 0.02718 | 2,581 | 0.00551 | 94,963 | 468,362 | 0.96525 | 2,835,827 | 29.9 |
| **50** | 0.04254 | 3,929 | 0.00869 | 92,382 | 452,086 | 0.95102 | 2,367,465 | 25.6 |
| **55** | 0.05571 | 4,928 | 0.01146 | 88,452 | 429,943 | 0.93271 | 1,915,379 | 21.7 |
| **60** | 0.07955 | 6,644 | 0.01657 | 83,525 | 401,013 | 0.88652 | 1,485,436 | 17.8 |
| **65** | 0.15035 | 11,559 | 0.03251 | 76,880 | 355,505 | 0.82348 | 1,084,423 | 14.1 |
| **70** | 0.20731 | 13,542 | 0.04626 | 65,322 | 292,753 | 0.75089 | 728,918 | 11.2 |
| **75** | 0.30184 | 15,629 | 0.07110 | 51,779 | 219,825 | 0.49600 [c] | 436,166 | 8.4 |
| **80+** | 1.00000 | 36,151 | 0.16710 | 36,151 | 216,340 | - | 216,340 | 6.0 |
| **Lelaki** *Male* | | | | | | | | |
| **0** | 0.00922 | 922 | 0.00930 | 100,000 | 99,142 | 0.99008 [a] | 7,021,071 | 70.2 |
| **1** | 0.00176 | 174 | 0.00044 | 99,078 | 395,899 | 0.99872 [b] | 6,921,929 | 69.9 |
| **5** | 0.00045 | 44 | 0.00009 | 98,904 | 494,409 | 0.99940 | 6,526,029 | 66.0 |
| **10** | 0.00075 | 74 | 0.00015 | 98,860 | 494,113 | 0.99721 | 6,031,620 | 61.0 |
| **15** | 0.00484 | 479 | 0.00097 | 98,786 | 492,732 | 0.99399 | 5,537,507 | 56.1 |
| **20** | 0.00717 | 705 | 0.00144 | 98,307 | 489,773 | 0.99424 | 5,044,775 | 51.3 |
| **25** | 0.00434 | 423 | 0.00087 | 97,602 | 486,953 | 0.99370 | 4,555,001 | 46.7 |
| **30** | 0.00828 | 805 | 0.00166 | 97,179 | 483,883 | 0.98946 | 4,068,048 | 41.9 |
| **35** | 0.01281 | 1,234 | 0.00258 | 96,374 | 478,785 | 0.98775 | 3,584,165 | 37.2 |
| **40** | 0.01167 | 1,111 | 0.00235 | 95,140 | 472,922 | 0.98002 | 3,105,379 | 32.6 |
| **45** | 0.02838 | 2,669 | 0.00576 | 94,029 | 463,474 | 0.95874 | 2,632,457 | 28.0 |
| **50** | 0.05451 | 4,980 | 0.01121 | 91,361 | 444,353 | 0.93567 | 2,168,982 | 23.7 |
| **55** | 0.07472 | 6,454 | 0.01552 | 86,381 | 415,767 | 0.90923 | 1,724,630 | 20.0 |
| **60** | 0.10812 | 8,642 | 0.02286 | 79,926 | 378,027 | 0.86644 | 1,308,863 | 16.4 |
| **65** | 0.16208 | 11,554 | 0.03527 | 71,285 | 327,538 | 0.79642 | 930,835 | 13.1 |
| **70** | 0.25310 | 15,118 | 0.05795 | 59,731 | 260,859 | 0.70336 | 603,297 | 10.1 |
| **75** | 0.35494 | 15,835 | 0.08630 | 44,613 | 183,478 | 0.46420 [c] | 342,438 | 7.7 |
| **80+** | 1.00000 | 28,778 | 0.18104 | 28,778 | 158,960 | - | 158,960 | 5.5 |
| **Perempuan** *Female* | | | | | | | | |
| **0** | 0.00414 | 414 | 0.00415 | 100,000 | 99,612 | 0.99462 [a] | 7,525,299 | 75.3 |
| **1** | 0.00261 | 260 | 0.00065 | 99,586 | 397,699 | 0.99863 [b] | 7,425,686 | 74.6 |
| **5** | 0.00000 | - | 0.00000 | 99,326 | 496,631 | 0.99942 | 7,027,987 | 70.8 |
| **10** | 0.00116 | 115 | 0.00023 | 99,326 | 496,343 | 0.99820 | 6,531,357 | 65.8 |
| **15** | 0.00244 | 242 | 0.00049 | 99,211 | 495,450 | 0.99783 | 6,035,013 | 60.8 |
| **20** | 0.00190 | 188 | 0.00038 | 98,969 | 494,375 | 0.99592 | 5,539,563 | 56.0 |
| **25** | 0.00626 | 618 | 0.00126 | 98,781 | 492,359 | 0.99422 | 5,045,188 | 51.1 |
| **30** | 0.00530 | 520 | 0.00106 | 98,163 | 489,514 | 0.99486 | 4,552,829 | 46.4 |
| **35** | 0.00499 | 487 | 0.00100 | 97,643 | 486,996 | 0.99206 | 4,063,315 | 41.6 |
| **40** | 0.01090 | 1,059 | 0.00219 | 97,156 | 483,131 | 0.98173 | 3,576,318 | 36.8 |
| **45** | 0.02572 | 2,471 | 0.00521 | 96,097 | 474,305 | 0.97226 | 3,093,187 | 32.2 |
| **50** | 0.02982 | 2,792 | 0.00605 | 93,625 | 461,147 | 0.96686 | 2,618,882 | 28.0 |
| **55** | 0.03657 | 3,322 | 0.00745 | 90,834 | 445,863 | 0.95484 | 2,157,734 | 23.8 |
| **60** | 0.05409 | 4,733 | 0.01112 | 87,512 | 425,726 | 0.90470 | 1,711,871 | 19.6 |
| **65** | 0.13887 | 11,496 | 0.02985 | 82,779 | 385,154 | 0.85149 | 1,286,145 | 15.5 |
| **70** | 0.15971 | 11,385 | 0.03471 | 71,283 | 327,954 | 0.81025 | 900,990 | 12.6 |
| **75** | 0.22551 | 13,508 | 0.05083 | 59,898 | 265,723 | 0.53629 [c] | 573,036 | 9.6 |
| **80+** | 1.00000 | 46,391 | 0.15096 | 46,391 | 307,313 | - | 307,313 | 6.6 |

**Nota:** *Notes:*

[a] **Daripada umur 0 hingga kumpulan umur 1-4**
*From age of 0 to age group 1-4*

[b] **Daripada umur 0, kumpulan umur 1-4 hingga kumpulan umur 5-9**
*From age of 0, age group 1-4 to age group 5-9*

[c] **Daripada umur 75 hingga 80+**
*From age of 75 to 80+*

[P] **Permulaan**
*Preliminary*

**Jadual 4.3.9: Jadual hayat ringkas mengikut jantina dan umur, Kuala Krai, Kelantan, 2025[p]**

*Table 4.3.9: Abridged life table by sex and age, Kuala Krai, Kelantan, 2025 [p]*

| **Umur** *Age* | **Kebarangkalian mati di antara umur x dan umur x+n** *Probability of dying between age x and age x+n* | **Bilangan kematian di antara umur x dan umur x+n** *Number of deaths between age x and age x+n* | **Kadar tengah mortaliti di antara umur x dan umur x+n** *Central mortality rate between age x and age x+n* | **Penakat (orang yang masih hidup) pada umur tepat x** *Survivors at exact age x* | **Bilangan orang hidup-tahun di antara umur x dan umur x+n** *Number of person-years lived between age x and age x+n* | **Nisbah ketakatan** *Survival ratio* | **Jumlah bilangan orang hidup-tahun selepas umur tepat x** *Total number of person-years lived after exact age x* | **Jangkaan hayat** *Life expectancy* |
|---|---|---|---|---|---|---|---|---|
| **x** | $_nq_x$ | $_nd_x$ | $_nm_x$ | $l_x$ | $_nL_x$ | $_nS_x$ | $T_x$ | $e_x$ |
| **Lelaki dan Perempuan** *Both sexes* | | | | | | | | |
| **0** | 0.00815 | 815 | 0.00821 | 100,000 | 99,246 | 0.99091 [a] | 7,236,422 | 72.4 |
| **1** | 0.00215 | 213 | 0.00054 | 99,185 | 396,209 | 0.99811 [b] | 7,137,176 | 72.0 |
| **5** | 0.00138 | 136 | 0.00028 | 98,972 | 494,519 | 0.99864 | 6,740,967 | 68.1 |
| **10** | 0.00133 | 132 | 0.00027 | 98,836 | 493,849 | 0.99733 | 6,246,449 | 63.2 |
| **15** | 0.00401 | 396 | 0.00080 | 98,704 | 492,528 | 0.99587 | 5,752,600 | 58.3 |
| **20** | 0.00424 | 417 | 0.00085 | 98,307 | 490,495 | 0.99540 | 5,260,072 | 53.5 |
| **25** | 0.00495 | 485 | 0.00099 | 97,891 | 488,241 | 0.99226 | 4,769,577 | 48.7 |
| **30** | 0.01054 | 1,026 | 0.00212 | 97,406 | 484,463 | 0.98832 | 4,281,336 | 44.0 |
| **35** | 0.01283 | 1,237 | 0.00258 | 96,379 | 478,805 | 0.98213 | 3,796,873 | 39.4 |
| **40** | 0.02298 | 2,186 | 0.00465 | 95,143 | 470,248 | 0.97394 | 3,318,068 | 34.9 |
| **45** | 0.02921 | 2,715 | 0.00593 | 92,957 | 457,995 | 0.96571 | 2,847,819 | 30.6 |
| **50** | 0.03953 | 3,568 | 0.00807 | 90,241 | 442,289 | 0.95178 | 2,389,824 | 26.5 |
| **55** | 0.05727 | 4,964 | 0.01179 | 86,674 | 420,960 | 0.93667 | 1,947,535 | 22.5 |
| **60** | 0.06976 | 5,700 | 0.01446 | 81,710 | 394,300 | 0.90685 | 1,526,575 | 18.7 |
| **65** | 0.11829 | 8,992 | 0.02515 | 76,010 | 357,570 | 0.86156 | 1,132,275 | 14.9 |
| **70** | 0.16129 | 10,809 | 0.03509 | 67,018 | 308,068 | 0.76401 | 774,705 | 11.6 |
| **75** | 0.32506 | 18,271 | 0.07763 | 56,209 | 235,366 | 0.49561 [c] | 466,637 | 8.3 |
| **80+** | 1.00000 | 37,938 | 0.16404 | 37,938 | 231,271 | - | 231,271 | 6.1 |
| **Lelaki** *Male* | | | | | | | | |
| **0** | 0.00721 | 721 | 0.00726 | 100,000 | 99,324 | 0.99191 [a] | 6,996,375 | 70.0 |
| **1** | 0.00207 | 205 | 0.00052 | 99,279 | 396,629 | 0.99796 [b] | 6,897,050 | 69.5 |
| **5** | 0.00171 | 170 | 0.00034 | 99,074 | 494,943 | 0.99832 | 6,500,421 | 65.6 |
| **10** | 0.00164 | 163 | 0.00033 | 98,904 | 494,112 | 0.99538 | 6,005,478 | 60.7 |
| **15** | 0.00760 | 751 | 0.00153 | 98,741 | 491,829 | 0.99281 | 5,511,366 | 55.8 |
| **20** | 0.00678 | 665 | 0.00136 | 97,991 | 488,291 | 0.99357 | 5,019,537 | 51.2 |
| **25** | 0.00608 | 591 | 0.00122 | 97,326 | 485,151 | 0.99122 | 4,531,245 | 46.6 |
| **30** | 0.01150 | 1,112 | 0.00231 | 96,734 | 480,892 | 0.98677 | 4,046,094 | 41.8 |
| **35** | 0.01498 | 1,433 | 0.00302 | 95,622 | 474,530 | 0.97865 | 3,565,202 | 37.3 |
| **40** | 0.02781 | 2,620 | 0.00564 | 94,190 | 464,399 | 0.96720 | 3,090,672 | 32.8 |
| **45** | 0.03794 | 3,474 | 0.00773 | 91,570 | 449,164 | 0.95618 | 2,626,274 | 28.7 |
| **50** | 0.04994 | 4,399 | 0.01024 | 88,096 | 429,481 | 0.93695 | 2,177,110 | 24.7 |
| **55** | 0.07685 | 6,432 | 0.01598 | 83,697 | 402,403 | 0.92101 | 1,747,628 | 20.9 |
| **60** | 0.08130 | 6,282 | 0.01695 | 77,264 | 370,618 | 0.88648 | 1,345,226 | 17.4 |
| **65** | 0.14859 | 10,547 | 0.03210 | 70,983 | 328,546 | 0.82630 | 974,608 | 13.7 |
| **70** | 0.20320 | 12,281 | 0.04524 | 60,436 | 271,476 | 0.72999 | 646,062 | 10.7 |
| **75** | 0.35386 | 17,040 | 0.08599 | 48,155 | 198,175 | 0.47095 [c] | 374,586 | 7.8 |
| **80+** | 1.00000 | 31,115 | 0.17638 | 31,115 | 176,411 | - | 176,411 | 5.7 |
| **Perempuan** *Female* | | | | | | | | |
| **0** | 0.00911 | 911 | 0.00919 | 100,000 | 99,159 | 0.98993 [a] | 7,493,373 | 74.9 |
| **1** | 0.00224 | 221 | 0.00056 | 99,089 | 395,804 | 0.99822 [b] | 7,394,214 | 74.6 |
| **5** | 0.00103 | 102 | 0.00021 | 98,868 | 494,082 | 0.99897 | 6,998,410 | 70.8 |
| **10** | 0.00102 | 100 | 0.00020 | 98,765 | 493,575 | 0.99933 | 6,504,328 | 65.9 |
| **15** | 0.00031 | 31 | 0.00006 | 98,665 | 493,247 | 0.99912 | 6,010,753 | 60.9 |
| **20** | 0.00144 | 142 | 0.00029 | 98,634 | 492,815 | 0.99742 | 5,517,506 | 55.9 |
| **25** | 0.00373 | 367 | 0.00075 | 98,492 | 491,543 | 0.99342 | 5,024,691 | 51.0 |
| **30** | 0.00945 | 927 | 0.00190 | 98,125 | 488,307 | 0.99004 | 4,533,148 | 46.2 |
| **35** | 0.01047 | 1,017 | 0.00210 | 97,198 | 483,445 | 0.98588 | 4,044,841 | 41.6 |
| **40** | 0.01781 | 1,713 | 0.00359 | 96,180 | 476,618 | 0.98073 | 3,561,395 | 37.0 |
| **45** | 0.02075 | 1,960 | 0.00419 | 94,467 | 467,434 | 0.97504 | 3,084,777 | 32.7 |
| **50** | 0.02925 | 2,706 | 0.00594 | 92,507 | 455,769 | 0.96530 | 2,617,343 | 28.3 |
| **55** | 0.04031 | 3,620 | 0.00823 | 89,801 | 439,955 | 0.95036 | 2,161,574 | 24.1 |
| **60** | 0.05936 | 5,116 | 0.01223 | 86,181 | 418,117 | 0.92542 | 1,721,618 | 20.0 |
| **65** | 0.09077 | 7,358 | 0.01902 | 81,066 | 386,934 | 0.89313 | 1,303,501 | 16.1 |
| **70** | 0.12458 | 9,183 | 0.02657 | 73,708 | 345,582 | 0.79414 | 916,568 | 12.4 |
| **75** | 0.29870 | 19,273 | 0.07023 | 64,525 | 274,442 | 0.51935 [c] | 570,986 | 8.8 |
| **80+** | 1.00000 | 45,252 | 0.15260 | 45,252 | 296,544 | - | 296,544 | 6.6 |

**Nota:** *Notes:*

[a] **Daripada umur 0 hingga kumpulan umur 1-4**
*From age of 0 to age group 1-4*

[b] **Daripada umur 0, kumpulan umur 1-4 hingga kumpulan umur 5-9**
*From age of 0, age group 1-4 to age group 5-9*

[c] **Daripada umur 75 hingga 80+**
*From age of 75 to 80+*

[p] **Permulaan**
*Preliminary*

**Jadual 4.3.10: Jadual hayat ringkas mengikut jantina dan umur, Jeli, Kelantan, 2025[p]**

*Table 4.3.10: Abridged life table by sex and age, Jeli, Kelantan, 2025[p]*

| **Umur** *Age* | **Kebarangkalian mati di antara umur x dan umur x+n** *Probability of dying between age x and age x+n* | **Bilangan kematian di antara umur x dan umur x+n** *Number of deaths between age x and age x+n* | **Kadar tengah mortaliti di antara umur x dan umur x+n** *Central mortality rate between age x and age x+n* | **Penakat (orang yang masih hidup) pada umur tepat x** *Survivors at exact age x* | **Bilangan orang hidup-tahun di antara umur x dan umur x+n** *Number of person-years lived between age x and age x+n* | **Nisbah ketakatan** *Survival ratio* | **Jumlah bilangan orang hidup-tahun selepas umur tepat x** *Total number of person-years lived after exact age x* | **Jangkaan hayat** *Life expectancy* |
|---|---|---|---|---|---|---|---|---|
| **x** | $_nq_x$ | $_nd_x$ | $_nm_x$ | $l_x$ | $_nL_x$ | $_nS_x$ | $T_x$ | $e_x$ |
| **Lelaki dan Perempuan** *Both sexes* | | | | | | | | |
| **0** | 0.00842 | 842 | 0.00849 | 100,000 | 99,221 | 0.99063 [a] | 7,307,836 | 73.1 |
| **1** | 0.00219 | 217 | 0.00055 | 99,158 | 396,091 | 0.99734 [b] | 7,208,615 | 72.7 |
| **5** | 0.00287 | 284 | 0.00058 | 98,941 | 493,994 | 0.99806 | 6,812,523 | 68.9 |
| **10** | 0.00102 | 100 | 0.00020 | 98,657 | 493,033 | 0.99756 | 6,318,530 | 64.0 |
| **15** | 0.00386 | 380 | 0.00077 | 98,557 | 491,832 | 0.99736 | 5,825,496 | 59.1 |
| **20** | 0.00141 | 138 | 0.00028 | 98,176 | 490,535 | 0.99713 | 5,333,664 | 54.3 |
| **25** | 0.00434 | 426 | 0.00087 | 98,038 | 489,125 | 0.99279 | 4,843,129 | 49.4 |
| **30** | 0.01008 | 984 | 0.00203 | 97,612 | 485,600 | 0.99123 | 4,354,004 | 44.6 |
| **35** | 0.00743 | 718 | 0.00149 | 96,628 | 481,344 | 0.98709 | 3,868,404 | 40.0 |
| **40** | 0.01844 | 1,768 | 0.00372 | 95,910 | 475,127 | 0.97621 | 3,387,060 | 35.3 |
| **45** | 0.02923 | 2,752 | 0.00593 | 94,141 | 463,826 | 0.96647 | 2,911,933 | 30.9 |
| **50** | 0.03796 | 3,469 | 0.00774 | 91,389 | 448,272 | 0.95044 | 2,448,106 | 26.8 |
| **55** | 0.06162 | 5,418 | 0.01272 | 87,920 | 426,054 | 0.93635 | 1,999,834 | 22.7 |
| **60** | 0.06580 | 5,429 | 0.01361 | 82,502 | 398,937 | 0.91500 | 1,573,780 | 19.1 |
| **65** | 0.10555 | 8,135 | 0.02229 | 77,073 | 365,026 | 0.86195 | 1,174,843 | 15.2 |
| **70** | 0.17439 | 12,022 | 0.03821 | 68,938 | 314,633 | 0.77282 | 809,817 | 11.7 |
| **75** | 0.29112 | 16,569 | 0.06814 | 56,916 | 243,155 | 0.50896 [c] | 495,184 | 8.7 |
| **80+** | 1.00000 | 40,346 | 0.16009 | 40,346 | 252,029 | - | 252,029 | 6.2 |
| **Lelaki** *Male* | | | | | | | | |
| **0** | 0.01202 | 1,202 | 0.01215 | 100,000 | 98,891 | 0.98680 [a] | 7,046,479 | 70.5 |
| **1** | 0.00291 | 288 | 0.00073 | 98,798 | 394,507 | 0.99574 [b] | 6,947,588 | 70.3 |
| **5** | 0.00510 | 502 | 0.00102 | 98,510 | 491,296 | 0.99676 | 6,553,081 | 66.5 |
| **10** | 0.00138 | 135 | 0.00028 | 98,008 | 489,701 | 0.99623 | 6,061,786 | 61.8 |
| **15** | 0.00616 | 603 | 0.00124 | 97,873 | 487,857 | 0.99589 | 5,572,084 | 56.9 |
| **20** | 0.00205 | 199 | 0.00041 | 97,270 | 485,852 | 0.99591 | 5,084,228 | 52.3 |
| **25** | 0.00613 | 595 | 0.00123 | 97,071 | 483,867 | 0.99082 | 4,598,375 | 47.4 |
| **30** | 0.01226 | 1,183 | 0.00247 | 96,476 | 479,423 | 0.98904 | 4,114,509 | 42.6 |
| **35** | 0.00964 | 919 | 0.00194 | 95,293 | 474,169 | 0.98458 | 3,635,086 | 38.1 |
| **40** | 0.02126 | 2,006 | 0.00430 | 94,374 | 466,856 | 0.97084 | 3,160,917 | 33.5 |
| **45** | 0.03722 | 3,438 | 0.00759 | 92,368 | 453,244 | 0.95543 | 2,694,062 | 29.2 |
| **50** | 0.05219 | 4,641 | 0.01072 | 88,930 | 433,045 | 0.93372 | 2,240,818 | 25.2 |
| **55** | 0.08115 | 6,840 | 0.01692 | 84,288 | 404,342 | 0.91930 | 1,807,773 | 21.4 |
| **60** | 0.08021 | 6,212 | 0.01671 | 77,449 | 371,712 | 0.90438 | 1,403,430 | 18.1 |
| **65** | 0.11236 | 8,004 | 0.02381 | 71,236 | 336,171 | 0.84200 | 1,031,718 | 14.5 |
| **70** | 0.20942 | 13,242 | 0.04678 | 63,232 | 283,055 | 0.74486 | 695,547 | 11.0 |
| **75** | 0.31297 | 15,645 | 0.07420 | 49,990 | 210,836 | 0.48887 [c] | 412,493 | 8.3 |
| **80+** | 1.00000 | 34,345 | 0.17031 | 34,345 | 201,656 | - | 201,656 | 5.9 |
| **Perempuan** *Female* | | | | | | | | |
| **0** | 0.00458 | 458 | 0.00460 | 100,000 | 99,571 | 0.99475 [a] | 7,591,164 | 75.9 |
| **1** | 0.00146 | 146 | 0.00037 | 99,542 | 397,806 | 0.99885 [b] | 7,491,593 | 75.3 |
| **5** | 0.00071 | 70 | 0.00014 | 99,396 | 496,806 | 0.99931 | 7,093,787 | 71.4 |
| **10** | 0.00066 | 66 | 0.00013 | 99,326 | 496,465 | 0.99899 | 6,596,981 | 66.4 |
| **15** | 0.00135 | 134 | 0.00027 | 99,260 | 495,966 | 0.99893 | 6,100,515 | 61.5 |
| **20** | 0.00079 | 79 | 0.00016 | 99,126 | 495,436 | 0.99823 | 5,604,549 | 56.5 |
| **25** | 0.00274 | 272 | 0.00055 | 99,048 | 494,560 | 0.99491 | 5,109,113 | 51.6 |
| **30** | 0.00744 | 735 | 0.00149 | 98,776 | 492,043 | 0.99380 | 4,614,553 | 46.7 |
| **35** | 0.00494 | 485 | 0.00099 | 98,041 | 488,994 | 0.98997 | 4,122,510 | 42.0 |
| **40** | 0.01514 | 1,477 | 0.00305 | 97,557 | 484,092 | 0.98223 | 3,633,515 | 37.2 |
| **45** | 0.02045 | 1,965 | 0.00413 | 96,080 | 475,487 | 0.97797 | 3,149,423 | 32.8 |
| **50** | 0.02364 | 2,225 | 0.00478 | 94,115 | 465,012 | 0.96665 | 2,673,936 | 28.4 |
| **55** | 0.04330 | 3,979 | 0.00885 | 91,890 | 449,501 | 0.95210 | 2,208,925 | 24.0 |
| **60** | 0.05270 | 4,633 | 0.01082 | 87,911 | 427,972 | 0.92491 | 1,759,423 | 20.0 |
| **65** | 0.09874 | 8,223 | 0.02077 | 83,278 | 395,835 | 0.87867 | 1,331,451 | 16.0 |
| **70** | 0.14640 | 10,988 | 0.03159 | 75,056 | 347,808 | 0.79656 | 935,616 | 12.5 |
| **75** | 0.27027 | 17,316 | 0.06250 | 64,067 | 277,049 | 0.52868 [c] | 587,808 | 9.2 |
| **80+** | 1.00000 | 46,752 | 0.15044 | 46,752 | 310,760 | - | 310,760 | 6.6 |

**Nota:** *Notes:*

[a] **Daripada umur 0 hingga kumpulan umur 1-4**
*From age of 0 to age group 1-4*

[b] **Daripada umur 0, kumpulan umur 1-4 hingga kumpulan umur 5-9**
*From age of 0, age group 1-4 to age group 5-9*

[c] **Daripada umur 75 hingga 80+**
*From age of 75 to 80+*

[p] **Permulaan**
*Preliminary*

**Jadual 4.3.11: Jadual hayat ringkas mengikut jantina dan umur, Kecil Lojing, Kelantan, 2025[p]**

*Table 4.3.11: Abridged life table by sex and age, Kecil Lojing, Kelantan, 2025 [p]*

| **Umur** *Age* | **Kebarangkalian mati di antara umur x dan umur x+n** *Probability of dying between age x and age x+n* | **Bilangan kematian di antara umur x dan umur x+n** *Number of deaths between age x and age x+n* | **Kadar tengah mortaliti di antara umur x dan umur x+n** *Central mortality rate between age x and age x+n* | **Penakat (orang yang masih hidup) pada umur tepat x** *Survivors at exact age x* | **Bilangan orang hidup-tahun di antara umur x dan umur x+n** *Number of person-years lived between age x and age x+n* | **Nisbah ketakatan** *Survival ratio* | **Jumlah bilangan orang hidup-tahun selepas umur tepat x** *Total number of person-years lived after exact age x* | **Jangkaan hayat** *Life expectancy* |
|---|---|---|---|---|---|---|---|---|
| **x** | $_nq_x$ | $_nd_x$ | $_nm_x$ | $l_x$ | $_nL_x$ | $_nS_x$ | $T_x$ | $e_x$ |
| **Lelaki dan Perempuan** *Both sexes* | | | | | | | | |
| **0** | 0.00877 | 877 | 0.00884 | 100,000 | 99,190 | 0.98978 [a] | 6,622,238 | 66.2 |
| **1** | 0.00321 | 318 | 0.00080 | 99,123 | 395,698 | 0.99556 [b] | 6,523,049 | 65.8 |
| **5** | 0.00538 | 532 | 0.00108 | 98,804 | 492,693 | 0.99615 | 6,127,350 | 62.0 |
| **10** | 0.00230 | 226 | 0.00046 | 98,273 | 490,798 | 0.99461 | 5,634,658 | 57.3 |
| **15** | 0.00849 | 832 | 0.00170 | 98,047 | 488,153 | 0.98914 | 5,143,860 | 52.5 |
| **20** | 0.01326 | 1,289 | 0.00267 | 97,215 | 482,851 | 0.98640 | 4,655,707 | 47.9 |
| **25** | 0.01394 | 1,338 | 0.00281 | 95,926 | 476,286 | 0.98649 | 4,172,856 | 43.5 |
| **30** | 0.01308 | 1,237 | 0.00263 | 94,588 | 469,850 | 0.98737 | 3,696,570 | 39.1 |
| **35** | 0.01218 | 1,137 | 0.00245 | 93,352 | 463,915 | 0.98713 | 3,226,720 | 34.6 |
| **40** | 0.01357 | 1,251 | 0.00273 | 92,215 | 457,945 | 0.96495 | 2,762,805 | 30.0 |
| **45** | 0.05682 | 5,168 | 0.01170 | 90,963 | 441,896 | 0.92800 | 2,304,860 | 25.3 |
| **50** | 0.08809 | 7,558 | 0.01843 | 85,795 | 410,081 | 0.92339 | 1,862,964 | 21.7 |
| **55** | 0.06402 | 5,009 | 0.01323 | 78,237 | 378,665 | 0.89327 | 1,452,884 | 18.6 |
| **60** | 0.15237 | 11,158 | 0.03299 | 73,229 | 338,249 | 0.79185 | 1,074,219 | 14.7 |
| **65** | 0.27397 | 17,006 | 0.06349 | 62,071 | 267,841 | 0.73868 | 735,970 | 11.9 |
| **70** | 0.24390 | 10,992 | 0.05556 | 45,065 | 197,848 | 0.73340 | 468,129 | 10.4 |
| **75** | 0.29661 | 10,107 | 0.06965 | 34,074 | 145,102 | 0.46314 [c] | 270,281 | 7.9 |
| **80+** | 1.00000 | 23,967 | 0.19146 | 23,967 | 125,179 | - | 125,179 | 5.2 |
| **Lelaki** *Male* | | | | | | | | |
| **0** | 0.00873 | 873 | 0.00881 | 100,000 | 99,186 | 0.99138 [a] | 6,569,900 | 65.7 |
| **1** | 0.00000 | - | 0.00000 | 99,127 | 396,507 | 0.99722 [b] | 6,470,714 | 65.3 |
| **5** | 0.00532 | 527 | 0.00107 | 99,127 | 494,315 | 0.99613 | 6,074,208 | 61.3 |
| **10** | 0.00241 | 238 | 0.00048 | 98,599 | 492,403 | 0.99162 | 5,579,893 | 56.6 |
| **15** | 0.01437 | 1,413 | 0.00289 | 98,362 | 488,276 | 0.98207 | 5,087,490 | 51.7 |
| **20** | 0.02154 | 2,088 | 0.00435 | 96,949 | 479,523 | 0.98531 | 4,599,214 | 47.4 |
| **25** | 0.00770 | 730 | 0.00155 | 94,861 | 472,478 | 0.98882 | 4,119,690 | 43.4 |
| **30** | 0.01469 | 1,383 | 0.00296 | 94,130 | 467,194 | 0.98721 | 3,647,213 | 38.7 |
| **35** | 0.01086 | 1,007 | 0.00218 | 92,747 | 461,219 | 0.98966 | 3,180,018 | 34.3 |
| **40** | 0.00981 | 900 | 0.00197 | 91,740 | 456,451 | 0.96099 | 2,718,799 | 29.6 |
| **45** | 0.06849 | 6,222 | 0.01418 | 90,840 | 438,645 | 0.91966 | 2,262,348 | 24.9 |
| **50** | 0.09306 | 7,874 | 0.01952 | 84,618 | 403,405 | 0.92570 | 1,823,702 | 21.6 |
| **55** | 0.05362 | 4,115 | 0.01102 | 76,744 | 373,432 | 0.90397 | 1,420,297 | 18.5 |
| **60** | 0.14085 | 10,229 | 0.03030 | 72,629 | 337,571 | 0.77273 | 1,046,866 | 14.4 |
| **65** | 0.32787 | 20,459 | 0.07843 | 62,399 | 260,850 | 0.71257 | 709,295 | 11.4 |
| **70** | 0.22727 | 9,532 | 0.05128 | 41,941 | 185,873 | 0.75307 | 448,444 | 10.7 |
| **75** | 0.27237 | 8,827 | 0.06306 | 32,409 | 139,975 | 0.46691 [c] | 262,571 | 8.1 |
| **80+** | 1.00000 | 23,581 | 0.19235 | 23,581 | 122,596 | - | 122,596 | 5.2 |
| **Perempuan** *Female* | | | | | | | | |
| **0** | 0.00881 | 881 | 0.00888 | 100,000 | 99,186 | 0.98832 [a] | 6,676,788 | 66.8 |
| **1** | 0.00608 | 603 | 0.00153 | 99,119 | 394,974 | 0.99409 [b] | 6,577,602 | 66.4 |
| **5** | 0.00545 | 537 | 0.00109 | 98,516 | 491,238 | 0.99617 | 6,182,628 | 62.8 |
| **10** | 0.00220 | 215 | 0.00044 | 97,979 | 489,357 | 0.99767 | 5,691,390 | 58.1 |
| **15** | 0.00246 | 240 | 0.00049 | 97,764 | 488,218 | 0.99729 | 5,202,034 | 53.2 |
| **20** | 0.00297 | 290 | 0.00060 | 97,524 | 486,893 | 0.98784 | 4,713,816 | 48.3 |
| **25** | 0.02137 | 2,078 | 0.00432 | 97,234 | 480,973 | 0.98373 | 4,226,923 | 43.5 |
| **30** | 0.01105 | 1,051 | 0.00222 | 95,155 | 473,149 | 0.98755 | 3,745,950 | 39.4 |
| **35** | 0.01387 | 1,305 | 0.00279 | 94,104 | 467,257 | 0.98397 | 3,272,801 | 34.8 |
| **40** | 0.01821 | 1,690 | 0.00368 | 92,799 | 459,768 | 0.96982 | 2,805,544 | 30.2 |
| **45** | 0.04237 | 3,861 | 0.00866 | 91,109 | 445,891 | 0.93806 | 2,345,775 | 25.7 |
| **50** | 0.08237 | 7,187 | 0.01718 | 87,248 | 418,273 | 0.92186 | 1,899,884 | 21.8 |
| **55** | 0.07353 | 5,887 | 0.01527 | 80,061 | 385,589 | 0.88123 | 1,481,611 | 18.5 |
| **60** | 0.16760 | 12,431 | 0.03659 | 74,174 | 339,793 | 0.80645 | 1,096,023 | 14.8 |
| **65** | 0.22472 | 13,875 | 0.05063 | 61,743 | 274,027 | 0.76072 | 756,230 | 12.2 |
| **70** | 0.25806 | 12,353 | 0.05926 | 47,868 | 208,458 | 0.71318 | 482,202 | 10.1 |
| **75** | 0.32558 | 11,563 | 0.07778 | 35,515 | 148,667 | 0.45691 [c] | 273,745 | 7.7 |
| **80+** | 1.00000 | 23,952 | 0.19150 | 23,952 | 125,077 | - | 125,077 | 5.2 |

**Nota:** *Notes:*

[a] **Daripada umur 0 hingga kumpulan umur 1-4**
*From age of 0 to age group 1-4*

[b] **Daripada umur 0, kumpulan umur 1-4 hingga kumpulan umur 5-9**
*From age of 0, age group 1-4 to age group 5-9*

[c] **Daripada umur 75 hingga 80+**
*From age of 75 to 80+*

[p] **Permulaan**
*Preliminary*

# NEGERI & DAERAH PENTADBIRAN

## *STATE & ADMINISTRATIVE DISTRICT*

# MELAKA

# 2025p

**Muka surat ini sengaja dibiarkan kosong**

*This page is deliberately left blank*

**Jadual 4.4: Jadual hayat ringkas mengikut jantina dan umur, Melaka, 2025[p]**

*Table 4.4: Abridged life table by sex and age, Melaka, 2025 [p]*

| **Umur** *Age* | **Kebarangkalian mati di antara umur x dan umur x+n** *Probability of dying between age x and age x+n* | **Bilangan kematian di antara umur x dan umur x+n** *Number of deaths between age x and age x+n* | **Kadar tengah mortaliti di antara umur x dan umur x+n** *Central mortality rate between age x and age x+n* | **Penakat (orang yang masih hidup) pada umur tepat x** *Survivors at exact age x* | **Bilangan orang hidup-tahun di antara umur x dan umur x+n** *Number of person-years lived between age x and age x+n* | **Nisbah ketakatan** *Survival ratio* | **Jumlah bilangan orang hidup-tahun selepas umur tepat x** *Total number of person-years lived after exact age x* | **Jangkaan hayat** *Life expectancy* |
|---|---|---|---|---|---|---|---|---|
| **x** | $_nq_x$ | $_nd_x$ | $_nm_x$ | $l_x$ | $_nL_x$ | $_nS_x$ | $T_x$ | $e_x$ |
| **Lelaki dan Perempuan** *Both sexes* | | | | | | | | |
| **0** | 0.00771 | 771 | 0.00777 | 100,000 | 99,285 | 0.99177 [a] | 7,445,957 | 74.5 |
| **1** | 0.00127 | 127 | 0.00032 | 99,229 | 396,601 | 0.99887 [b] | 7,346,672 | 74.0 |
| **5** | 0.00076 | 75 | 0.00015 | 99,103 | 495,324 | 0.99913 | 6,950,070 | 70.1 |
| **10** | 0.00097 | 96 | 0.00019 | 99,027 | 494,895 | 0.99771 | 6,454,746 | 65.2 |
| **15** | 0.00362 | 358 | 0.00073 | 98,931 | 493,759 | 0.99669 | 5,959,852 | 60.2 |
| **20** | 0.00301 | 297 | 0.00060 | 98,573 | 492,123 | 0.99667 | 5,466,093 | 55.5 |
| **25** | 0.00365 | 359 | 0.00073 | 98,276 | 490,484 | 0.99648 | 4,973,970 | 50.6 |
| **30** | 0.00338 | 331 | 0.00068 | 97,917 | 488,758 | 0.99458 | 4,483,486 | 45.8 |
| **35** | 0.00747 | 729 | 0.00150 | 97,586 | 486,107 | 0.99003 | 3,994,728 | 40.9 |
| **40** | 0.01249 | 1,210 | 0.00251 | 96,857 | 481,260 | 0.98600 | 3,508,622 | 36.2 |
| **45** | 0.01553 | 1,485 | 0.00313 | 95,647 | 474,523 | 0.97378 | 3,027,362 | 31.7 |
| **50** | 0.03708 | 3,491 | 0.00756 | 94,162 | 462,083 | 0.95343 | 2,552,839 | 27.1 |
| **55** | 0.05643 | 5,116 | 0.01161 | 90,671 | 440,564 | 0.93376 | 2,090,756 | 23.1 |
| **60** | 0.07665 | 6,558 | 0.01594 | 85,555 | 411,379 | 0.90435 | 1,650,192 | 19.3 |
| **65** | 0.11623 | 9,181 | 0.02468 | 78,997 | 372,031 | 0.86617 | 1,238,813 | 15.7 |
| **70** | 0.15374 | 10,734 | 0.03331 | 69,815 | 322,243 | 0.80100 | 866,782 | 12.4 |
| **75** | 0.25248 | 14,917 | 0.05779 | 59,082 | 258,117 | 0.52599 [c] | 544,539 | 9.2 |
| **80+** | 1.00000 | 44,165 | 0.15419 | 44,165 | 286,423 | - | 286,423 | 6.5 |
| **Lelaki** *Male* | | | | | | | | |
| **0** | 0.00792 | 792 | 0.00797 | 100,000 | 99,260 | 0.99144 [a] | 7,186,679 | 71.9 |
| **1** | 0.00158 | 157 | 0.00040 | 99,208 | 396,461 | 0.99862 [b] | 7,087,419 | 71.4 |
| **5** | 0.00089 | 88 | 0.00018 | 99,051 | 495,035 | 0.99905 | 6,690,958 | 67.6 |
| **10** | 0.00102 | 100 | 0.00020 | 98,963 | 494,563 | 0.99669 | 6,195,923 | 62.6 |
| **15** | 0.00561 | 555 | 0.00113 | 98,862 | 492,925 | 0.99505 | 5,701,359 | 57.7 |
| **20** | 0.00429 | 422 | 0.00086 | 98,308 | 490,484 | 0.99560 | 5,208,434 | 53.0 |
| **25** | 0.00452 | 442 | 0.00091 | 97,886 | 488,324 | 0.99586 | 4,717,950 | 48.2 |
| **30** | 0.00376 | 367 | 0.00075 | 97,444 | 486,302 | 0.99342 | 4,229,625 | 43.4 |
| **35** | 0.00941 | 914 | 0.00189 | 97,077 | 483,101 | 0.98765 | 3,743,324 | 38.6 |
| **40** | 0.01531 | 1,472 | 0.00309 | 96,163 | 477,135 | 0.98221 | 3,260,223 | 33.9 |
| **45** | 0.02031 | 1,923 | 0.00410 | 94,691 | 468,647 | 0.96540 | 2,783,088 | 29.4 |
| **50** | 0.04920 | 4,564 | 0.01009 | 92,768 | 452,429 | 0.93766 | 2,314,441 | 24.9 |
| **55** | 0.07615 | 6,717 | 0.01583 | 88,204 | 424,227 | 0.91306 | 1,862,012 | 21.1 |
| **60** | 0.09862 | 8,036 | 0.02075 | 81,487 | 387,343 | 0.87704 | 1,437,785 | 17.6 |
| **65** | 0.14996 | 11,015 | 0.03242 | 73,450 | 339,715 | 0.83001 | 1,050,442 | 14.3 |
| **70** | 0.19356 | 12,085 | 0.04286 | 62,436 | 281,965 | 0.76378 | 710,727 | 11.4 |
| **75** | 0.28911 | 14,557 | 0.06759 | 50,350 | 215,359 | 0.49772 [c] | 428,762 | 8.5 |
| **80+** | 1.00000 | 35,793 | 0.16773 | 35,793 | 213,403 | - | 213,403 | 6.0 |
| **Perempuan** *Female* | | | | | | | | |
| **0** | 0.00749 | 749 | 0.00754 | 100,000 | 99,305 | 0.99215 [a] | 7,736,637 | 77.4 |
| **1** | 0.00095 | 94 | 0.00024 | 99,251 | 396,770 | 0.99910 [b] | 7,637,332 | 76.9 |
| **5** | 0.00062 | 62 | 0.00012 | 99,157 | 495,631 | 0.99923 | 7,240,561 | 73.0 |
| **10** | 0.00093 | 92 | 0.00019 | 99,095 | 495,248 | 0.99883 | 6,744,930 | 68.1 |
| **15** | 0.00142 | 141 | 0.00028 | 99,004 | 494,667 | 0.99853 | 6,249,682 | 63.1 |
| **20** | 0.00151 | 150 | 0.00030 | 98,863 | 493,941 | 0.99797 | 5,755,015 | 58.2 |
| **25** | 0.00255 | 251 | 0.00051 | 98,713 | 492,939 | 0.99733 | 5,261,073 | 53.3 |
| **30** | 0.00279 | 275 | 0.00056 | 98,462 | 491,623 | 0.99603 | 4,768,135 | 48.4 |
| **35** | 0.00515 | 506 | 0.00103 | 98,187 | 489,670 | 0.99281 | 4,276,512 | 43.6 |
| **40** | 0.00924 | 902 | 0.00186 | 97,681 | 486,149 | 0.99014 | 3,786,842 | 38.8 |
| **45** | 0.01049 | 1,016 | 0.00211 | 96,779 | 481,355 | 0.98198 | 3,300,693 | 34.1 |
| **50** | 0.02562 | 2,454 | 0.00519 | 95,763 | 472,681 | 0.96845 | 2,819,338 | 29.4 |
| **55** | 0.03763 | 3,511 | 0.00767 | 93,309 | 457,769 | 0.95350 | 2,346,657 | 25.1 |
| **60** | 0.05571 | 5,003 | 0.01146 | 89,798 | 436,484 | 0.93046 | 1,888,888 | 21.0 |
| **65** | 0.08418 | 7,138 | 0.01758 | 84,796 | 406,133 | 0.89904 | 1,452,404 | 17.1 |
| **70** | 0.11928 | 9,263 | 0.02537 | 77,657 | 365,130 | 0.83366 | 1,046,271 | 13.5 |
| **75** | 0.21978 | 15,032 | 0.04938 | 68,394 | 304,393 | 0.55311 [c] | 681,142 | 10.0 |
| **80+** | 1.00000 | 53,363 | 0.14164 | 53,363 | 376,749 | - | 376,749 | 7.1 |

**Nota:** *Notes:*

[a] **Daripada umur 0 hingga kumpulan umur 1-4**
*From age of 0 to age group 1-4*

[b] **Daripada umur 0, kumpulan umur 1-4 hingga kumpulan umur 5-9**
*From age of 0, age group 1-4 to age group 5-9*

[c] **Daripada umur 75 hingga 80+**
*From age of 75 to 80+*

[p] **Permulaan**
*Preliminary*

**Jadual 4.4.1: Jadual hayat ringkas mengikut jantina dan umur, Alor Gajah, Melaka, 2025[p]**

*Table 4.4.1: Abridged life table by sex and age, Alor Gajah, Melaka, 2025 [p]*

| **Umur** *Age* | **Kebarangkalian mati di antara umur x dan umur x+n** *Probability of dying between age x and age x+n* | **Bilangan kematian di antara umur x dan umur x+n** *Number of deaths between age x and age x+n* | **Kadar tengah mortaliti di antara umur x dan umur x+n** *Central mortality rate between age x and age x+n* | **Penakat (orang yang masih hidup) pada umur tepat x** *Survivors at exact age x* | **Bilangan orang hidup-tahun di antara umur x dan umur x+n** *Number of person-years lived between age x and age x+n* | **Nisbah ketakatan** *Survival ratio* | **Jumlah bilangan orang hidup-tahun selepas umur tepat x** *Total number of person-years lived after exact age x* | **Jangkaan hayat** *Life expectancy* |
|---|---|---|---|---|---|---|---|---|
| **x** | $_nq_x$ | $_nd_x$ | $_nm_x$ | $l_x$ | $_nL_x$ | $_nS_x$ | $T_x$ | $e_x$ |
| **Lelaki dan Perempuan** *Both sexes* | | | | | | | | |
| **0** | 0.00794 | 794 | 0.00800 | 100,000 | 99,265 | 0.99154 [a] | 7,380,664 | 73.8 |
| **1** | 0.00130 | 129 | 0.00032 | 99,206 | 396,504 | 0.99892 [b] | 7,281,399 | 73.4 |
| **5** | 0.00062 | 61 | 0.00012 | 99,077 | 495,234 | 0.99926 | 6,884,896 | 69.5 |
| **10** | 0.00086 | 85 | 0.00017 | 99,016 | 494,870 | 0.99775 | 6,389,661 | 64.5 |
| **15** | 0.00365 | 361 | 0.00073 | 98,932 | 493,756 | 0.99683 | 5,894,792 | 59.6 |
| **20** | 0.00269 | 266 | 0.00054 | 98,571 | 492,189 | 0.99714 | 5,401,036 | 54.8 |
| **25** | 0.00303 | 298 | 0.00061 | 98,305 | 490,781 | 0.99629 | 4,908,847 | 49.9 |
| **30** | 0.00440 | 431 | 0.00088 | 98,007 | 488,960 | 0.99430 | 4,418,065 | 45.1 |
| **35** | 0.00700 | 683 | 0.00141 | 97,577 | 486,174 | 0.99017 | 3,929,105 | 40.3 |
| **40** | 0.01267 | 1,228 | 0.00255 | 96,893 | 481,397 | 0.98732 | 3,442,931 | 35.5 |
| **45** | 0.01268 | 1,213 | 0.00255 | 95,666 | 475,295 | 0.97309 | 2,961,534 | 31.0 |
| **50** | 0.04132 | 3,903 | 0.00844 | 94,452 | 462,505 | 0.94649 | 2,486,239 | 26.3 |
| **55** | 0.06622 | 5,996 | 0.01370 | 90,550 | 437,757 | 0.92078 | 2,023,734 | 22.3 |
| **60** | 0.09315 | 7,876 | 0.01954 | 84,553 | 403,076 | 0.88991 | 1,585,977 | 18.8 |
| **65** | 0.12876 | 9,873 | 0.02753 | 76,677 | 358,702 | 0.85969 | 1,182,901 | 15.4 |
| **70** | 0.15355 | 10,258 | 0.03326 | 66,804 | 308,374 | 0.80086 | 824,199 | 12.3 |
| **75** | 0.25299 | 14,305 | 0.05792 | 56,546 | 246,965 | 0.52122 [c] | 515,825 | 9.1 |
| **80+** | 1.00000 | 42,240 | 0.15711 | 42,240 | 268,860 | - | 268,860 | 6.4 |
| **Lelaki** *Male* | | | | | | | | |
| **0** | 0.00982 | 982 | 0.00991 | 100,000 | 99,088 | 0.98973 [a] | 7,117,197 | 71.2 |
| **1** | 0.00127 | 125 | 0.00032 | 99,018 | 395,775 | 0.99885 [b] | 7,018,109 | 70.9 |
| **5** | 0.00069 | 68 | 0.00014 | 98,893 | 494,294 | 0.99911 | 6,622,333 | 67.0 |
| **10** | 0.00110 | 108 | 0.00022 | 98,825 | 493,852 | 0.99698 | 6,128,040 | 62.0 |
| **15** | 0.00495 | 488 | 0.00099 | 98,716 | 492,360 | 0.99549 | 5,634,188 | 57.1 |
| **20** | 0.00408 | 401 | 0.00082 | 98,228 | 490,137 | 0.99632 | 5,141,828 | 52.3 |
| **25** | 0.00327 | 320 | 0.00066 | 97,827 | 488,336 | 0.99526 | 4,651,690 | 47.6 |
| **30** | 0.00621 | 605 | 0.00125 | 97,507 | 486,023 | 0.99260 | 4,163,355 | 42.7 |
| **35** | 0.00861 | 834 | 0.00173 | 96,902 | 482,424 | 0.98927 | 3,677,332 | 37.9 |
| **40** | 0.01286 | 1,236 | 0.00259 | 96,068 | 477,250 | 0.98526 | 3,194,908 | 33.3 |
| **45** | 0.01664 | 1,578 | 0.00335 | 94,832 | 470,216 | 0.96360 | 2,717,658 | 28.7 |
| **50** | 0.05651 | 5,269 | 0.01163 | 93,255 | 453,099 | 0.92672 | 2,247,442 | 24.1 |
| **55** | 0.09107 | 8,013 | 0.01908 | 87,985 | 419,894 | 0.89502 | 1,794,343 | 20.4 |
| **60** | 0.12028 | 9,619 | 0.02560 | 79,972 | 375,814 | 0.86399 | 1,374,449 | 17.2 |
| **65** | 0.15389 | 10,827 | 0.03334 | 70,353 | 324,700 | 0.82413 | 998,635 | 14.2 |
| **70** | 0.20185 | 12,016 | 0.04490 | 59,527 | 267,594 | 0.76478 | 673,936 | 11.3 |
| **75** | 0.27703 | 13,162 | 0.06431 | 47,511 | 204,650 | 0.49636 [c] | 406,341 | 8.6 |
| **80+** | 1.00000 | 34,349 | 0.17031 | 34,349 | 201,691 | - | 201,691 | 5.9 |
| **Perempuan** *Female* | | | | | | | | |
| **0** | 0.00603 | 603 | 0.00607 | 100,000 | 99,438 | 0.99339 [a] | 7,656,651 | 76.6 |
| **1** | 0.00133 | 132 | 0.00033 | 99,397 | 397,259 | 0.99899 [b] | 7,557,213 | 76.0 |
| **5** | 0.00053 | 53 | 0.00011 | 99,265 | 496,192 | 0.99944 | 7,159,954 | 72.1 |
| **10** | 0.00059 | 59 | 0.00012 | 99,212 | 495,913 | 0.99859 | 6,663,762 | 67.2 |
| **15** | 0.00222 | 220 | 0.00044 | 99,153 | 495,216 | 0.99831 | 6,167,849 | 62.2 |
| **20** | 0.00116 | 114 | 0.00023 | 98,933 | 494,380 | 0.99805 | 5,672,633 | 57.3 |
| **25** | 0.00275 | 272 | 0.00055 | 98,819 | 493,415 | 0.99746 | 5,178,253 | 52.4 |
| **30** | 0.00232 | 229 | 0.00047 | 98,547 | 492,164 | 0.99628 | 4,684,838 | 47.5 |
| **35** | 0.00513 | 504 | 0.00103 | 98,318 | 490,331 | 0.99122 | 4,192,674 | 42.6 |
| **40** | 0.01244 | 1,217 | 0.00250 | 97,814 | 486,028 | 0.98948 | 3,702,343 | 37.9 |
| **45** | 0.00857 | 828 | 0.00172 | 96,597 | 480,915 | 0.98140 | 3,216,315 | 33.3 |
| **50** | 0.02870 | 2,749 | 0.00582 | 95,769 | 471,972 | 0.96445 | 2,735,400 | 28.6 |
| **55** | 0.04259 | 3,962 | 0.00870 | 93,020 | 455,195 | 0.94468 | 2,263,427 | 24.3 |
| **60** | 0.06860 | 6,110 | 0.01421 | 89,058 | 430,015 | 0.91361 | 1,808,233 | 20.3 |
| **65** | 0.10548 | 8,749 | 0.02227 | 82,948 | 392,867 | 0.88995 | 1,378,218 | 16.6 |
| **70** | 0.11516 | 8,545 | 0.02444 | 74,199 | 349,632 | 0.82931 | 985,351 | 13.3 |
| **75** | 0.23346 | 15,327 | 0.05286 | 65,654 | 289,952 | 0.54390 [c] | 635,718 | 9.7 |
| **80+** | 1.00000 | 50,327 | 0.14555 | 50,327 | 345,766 | - | 345,766 | 6.9 |

**Nota:** *Notes:*

[a] **Daripada umur 0 hingga kumpulan umur 1-4**
*From age of 0 to age group 1-4*

[b] **Daripada umur 0, kumpulan umur 1-4 hingga kumpulan umur 5-9**
*From age of 0, age group 1-4 to age group 5-9*

[c] **Daripada umur 75 hingga 80+**
*From age of 75 to 80+*

[p] **Permulaan**
*Preliminary*

**Jadual 4.4.2: Jadual hayat ringkas mengikut jantina dan umur, Jasin, Melaka, 2025[p]**

*Table 4.4.2: Abridged life table by sex and age, Jasin, Melaka, 2025 [p]*

| **Umur** *Age* | **Kebarangkalian mati di antara umur x dan umur x+n** *Probability of dying between age x and age x+n* | **Bilangan kematian di antara umur x dan umur x+n** *Number of deaths between age x and age x+n* | **Kadar tengah mortaliti di antara umur x dan umur x+n** *Central mortality rate between age x and age x+n* | **Penakat (orang yang masih hidup) pada umur tepat x** *Survivors at exact age x* | **Bilangan orang hidup-tahun di antara umur x dan umur x+n** *Number of person-years lived between age x and age x+n* | **Nisbah ketakatan** *Survival ratio* | **Jumlah bilangan orang hidup-tahun selepas umur tepat x** *Total number of person-years lived after exact age x* | **Jangkaan hayat** *Life expectancy* |
|---|---|---|---|---|---|---|---|---|
| **x** | $_nq_x$ | $_nd_x$ | $_nm_x$ | $l_x$ | $_nL_x$ | $_nS_x$ | $T_x$ | $e_x$ |
| **Lelaki dan Perempuan** *Both sexes* | | | | | | | | |
| **0** | 0.00630 | 630 | 0.00634 | 100,000 | 99,413 | 0.99322 [a] | 7,389,888 | 73.9 |
| **1** | 0.00114 | 114 | 0.00029 | 99,370 | 397,198 | 0.99853 [b] | 7,290,474 | 73.4 |
| **5** | 0.00162 | 161 | 0.00033 | 99,256 | 495,879 | 0.99822 | 6,893,276 | 69.4 |
| **10** | 0.00193 | 191 | 0.00039 | 99,095 | 494,999 | 0.99606 | 6,397,397 | 64.6 |
| **15** | 0.00595 | 588 | 0.00119 | 98,904 | 493,050 | 0.99462 | 5,902,398 | 59.7 |
| **20** | 0.00480 | 472 | 0.00096 | 98,316 | 490,398 | 0.99558 | 5,409,349 | 55.0 |
| **25** | 0.00404 | 395 | 0.00081 | 97,844 | 488,230 | 0.99577 | 4,918,951 | 50.3 |
| **30** | 0.00442 | 430 | 0.00089 | 97,449 | 486,167 | 0.99317 | 4,430,720 | 45.5 |
| **35** | 0.00926 | 899 | 0.00186 | 97,018 | 482,844 | 0.98764 | 3,944,554 | 40.7 |
| **40** | 0.01549 | 1,489 | 0.00312 | 96,120 | 476,875 | 0.97935 | 3,461,709 | 36.0 |
| **45** | 0.02589 | 2,450 | 0.00525 | 94,631 | 467,028 | 0.96599 | 2,984,834 | 31.5 |
| **50** | 0.04235 | 3,904 | 0.00865 | 92,181 | 451,142 | 0.94793 | 2,517,806 | 27.3 |
| **55** | 0.06221 | 5,491 | 0.01284 | 88,276 | 427,652 | 0.93491 | 2,066,664 | 23.4 |
| **60** | 0.06816 | 5,642 | 0.01411 | 82,785 | 399,818 | 0.91450 | 1,639,012 | 19.8 |
| **65** | 0.10412 | 8,032 | 0.02197 | 77,142 | 365,632 | 0.87510 | 1,239,194 | 16.1 |
| **70** | 0.14810 | 10,235 | 0.03199 | 69,110 | 319,964 | 0.81143 | 873,562 | 12.6 |
| **75** | 0.23607 | 13,899 | 0.05353 | 58,875 | 259,630 | 0.53101 [c] | 553,598 | 9.4 |
| **80+** | 1.00000 | 44,977 | 0.15300 | 44,977 | 293,969 | - | 293,969 | 6.5 |
| **Lelaki** *Male* | | | | | | | | |
| **0** | 0.00503 | 503 | 0.00506 | 100,000 | 99,525 | 0.99411 [a] | 7,156,367 | 71.6 |
| **1** | 0.00194 | 193 | 0.00049 | 99,497 | 397,531 | 0.99770 [b] | 7,056,842 | 70.9 |
| **5** | 0.00243 | 241 | 0.00049 | 99,304 | 495,915 | 0.99863 | 6,659,311 | 67.1 |
| **10** | 0.00031 | 31 | 0.00006 | 99,062 | 495,235 | 0.99492 | 6,163,396 | 62.2 |
| **15** | 0.00985 | 975 | 0.00198 | 99,032 | 492,720 | 0.99150 | 5,668,161 | 57.2 |
| **20** | 0.00715 | 701 | 0.00143 | 98,056 | 488,530 | 0.99448 | 5,175,441 | 52.8 |
| **25** | 0.00389 | 379 | 0.00078 | 97,355 | 485,831 | 0.99556 | 4,686,911 | 48.1 |
| **30** | 0.00498 | 483 | 0.00100 | 96,977 | 483,676 | 0.99205 | 4,201,080 | 43.3 |
| **35** | 0.01093 | 1,055 | 0.00220 | 96,493 | 479,831 | 0.98426 | 3,717,404 | 38.5 |
| **40** | 0.02060 | 1,967 | 0.00416 | 95,439 | 472,278 | 0.97281 | 3,237,574 | 33.9 |
| **45** | 0.03391 | 3,170 | 0.00690 | 93,472 | 459,438 | 0.95483 | 2,765,296 | 29.6 |
| **50** | 0.05682 | 5,131 | 0.01170 | 90,303 | 438,687 | 0.93079 | 2,305,858 | 25.5 |
| **55** | 0.08234 | 7,013 | 0.01717 | 85,172 | 408,327 | 0.91678 | 1,867,172 | 21.9 |
| **60** | 0.08418 | 6,579 | 0.01757 | 78,159 | 374,347 | 0.89502 | 1,458,845 | 18.7 |
| **65** | 0.12770 | 9,141 | 0.02728 | 71,580 | 335,048 | 0.85331 | 1,084,497 | 15.2 |
| **70** | 0.16846 | 10,518 | 0.03679 | 62,439 | 285,901 | 0.79181 | 749,449 | 12.0 |
| **75** | 0.25597 | 13,290 | 0.05871 | 51,921 | 226,379 | 0.51164 [c] | 463,548 | 8.9 |
| **80+** | 1.00000 | 38,631 | 0.16288 | 38,631 | 237,169 | - | 237,169 | 6.1 |
| **Perempuan** *Female* | | | | | | | | |
| **0** | 0.00769 | 769 | 0.00775 | 100,000 | 99,287 | 0.99227 [a] | 7,650,808 | 76.5 |
| **1** | 0.00029 | 29 | 0.00007 | 99,231 | 396,850 | 0.99936 [b] | 7,551,521 | 76.1 |
| **5** | 0.00075 | 75 | 0.00015 | 99,201 | 495,821 | 0.99778 | 7,154,671 | 72.1 |
| **10** | 0.00369 | 365 | 0.00074 | 99,127 | 494,721 | 0.99731 | 6,658,850 | 67.2 |
| **15** | 0.00168 | 166 | 0.00034 | 98,761 | 493,391 | 0.99810 | 6,164,130 | 62.4 |
| **20** | 0.00211 | 208 | 0.00042 | 98,595 | 492,455 | 0.99682 | 5,670,738 | 57.5 |
| **25** | 0.00425 | 418 | 0.00085 | 98,387 | 490,891 | 0.99606 | 5,178,283 | 52.6 |
| **30** | 0.00363 | 355 | 0.00073 | 97,969 | 488,958 | 0.99466 | 4,687,392 | 47.8 |
| **35** | 0.00706 | 689 | 0.00142 | 97,614 | 486,348 | 0.99176 | 4,198,434 | 43.0 |
| **40** | 0.00944 | 915 | 0.00190 | 96,925 | 482,338 | 0.98700 | 3,712,086 | 38.3 |
| **45** | 0.01661 | 1,594 | 0.00335 | 96,010 | 476,066 | 0.97748 | 3,229,748 | 33.6 |
| **50** | 0.02853 | 2,694 | 0.00579 | 94,416 | 465,345 | 0.96410 | 2,753,682 | 29.2 |
| **55** | 0.04349 | 3,989 | 0.00889 | 91,722 | 448,638 | 0.95210 | 2,288,338 | 24.9 |
| **60** | 0.05251 | 4,607 | 0.01079 | 87,733 | 427,147 | 0.93346 | 1,839,700 | 21.0 |
| **65** | 0.08134 | 6,762 | 0.01696 | 83,126 | 398,724 | 0.89507 | 1,412,553 | 17.0 |
| **70** | 0.13060 | 9,973 | 0.02795 | 76,364 | 356,886 | 0.82837 | 1,013,829 | 13.3 |
| **75** | 0.21881 | 14,527 | 0.04914 | 66,390 | 295,635 | 0.54998 [c] | 656,942 | 9.9 |
| **80+** | 1.00000 | 51,864 | 0.14354 | 51,864 | 361,307 | - | 361,307 | 7.0 |

**Nota:** *Notes:*

[a] **Daripada umur 0 hingga kumpulan umur 1-4**
*From age of 0 to age group 1-4*

[b] **Daripada umur 0, kumpulan umur 1-4 hingga kumpulan umur 5-9**
*From age of 0, age group 1-4 to age group 5-9*

[c] **Daripada umur 75 hingga 80+**
*From age of 75 to 80+*

[p] **Permulaan**
*Preliminary*

**Jadual 4.4.3: Jadual hayat ringkas mengikut jantina dan umur, Melaka Tengah, Melaka, 2025[p]**

*Table 4.4.3: Abridged life table by sex and age, Melaka Tengah, Melaka, 2025 [p]*

| **Umur** *Age* | **Kebarangkalian mati di antara umur x dan umur x+n** *Probability of dying between age x and age x+n* | **Bilangan kematian di antara umur x dan umur x+n** *Number of deaths between age x and age x+n* | **Kadar tengah mortaliti di antara umur x dan umur x+n** *Central mortality rate between age x and age x+n* | **Penakat (orang yang masih hidup) pada umur tepat x** *Survivors at exact age x* | **Bilangan orang hidup-tahun di antara umur x dan umur x+n** *Number of person-years lived between age x and age x+n* | **Nisbah ketakatan** *Survival ratio* | **Jumlah bilangan orang hidup-tahun selepas umur tepat x** *Total number of person-years lived after exact age x* | **Jangkaan hayat** *Life expectancy* |
|---|---|---|---|---|---|---|---|---|
| **x** | $_nq_x$ | $_nd_x$ | $_nm_x$ | $l_x$ | $_nL_x$ | $_nS_x$ | $T_x$ | $e_x$ |
| **Lelaki dan Perempuan** *Both sexes* | | | | | | | | |
| **0** | 0.00808 | 808 | 0.00814 | 100,000 | 99,252 | 0.99140 [a] | 7,477,879 | 74.8 |
| **1** | 0.00131 | 130 | 0.00033 | 99,192 | 396,446 | 0.99889 [b] | 7,378,627 | 74.4 |
| **5** | 0.00066 | 66 | 0.00013 | 99,063 | 495,149 | 0.99926 | 6,982,181 | 70.5 |
| **10** | 0.00083 | 82 | 0.00017 | 98,997 | 494,780 | 0.99808 | 6,487,032 | 65.5 |
| **15** | 0.00302 | 299 | 0.00061 | 98,915 | 493,828 | 0.99712 | 5,992,251 | 60.6 |
| **20** | 0.00273 | 270 | 0.00055 | 98,616 | 492,407 | 0.99670 | 5,498,423 | 55.8 |
| **25** | 0.00386 | 380 | 0.00077 | 98,347 | 490,783 | 0.99663 | 5,006,016 | 50.9 |
| **30** | 0.00287 | 281 | 0.00057 | 97,967 | 489,131 | 0.99498 | 4,515,233 | 46.1 |
| **35** | 0.00718 | 701 | 0.00144 | 97,686 | 486,676 | 0.99059 | 4,026,102 | 41.2 |
| **40** | 0.01166 | 1,130 | 0.00234 | 96,985 | 482,097 | 0.98672 | 3,539,426 | 36.5 |
| **45** | 0.01493 | 1,431 | 0.00301 | 95,854 | 475,693 | 0.97556 | 3,057,329 | 31.9 |
| **50** | 0.03409 | 3,218 | 0.00694 | 94,423 | 464,070 | 0.95772 | 2,581,636 | 27.3 |
| **55** | 0.05077 | 4,630 | 0.01042 | 91,205 | 444,447 | 0.93828 | 2,117,567 | 23.2 |
| **60** | 0.07325 | 6,341 | 0.01521 | 86,574 | 417,018 | 0.90661 | 1,673,120 | 19.3 |
| **65** | 0.11512 | 9,237 | 0.02443 | 80,233 | 378,074 | 0.86588 | 1,256,101 | 15.7 |
| **70** | 0.15559 | 11,047 | 0.03374 | 70,996 | 327,366 | 0.79766 | 878,028 | 12.4 |
| **75** | 0.25770 | 15,449 | 0.05916 | 59,950 | 261,127 | 0.52580 [c] | 550,662 | 9.2 |
| **80+** | 1.00000 | 44,501 | 0.15370 | 44,501 | 289,535 | - | 289,535 | 6.5 |
| **Lelaki** *Male* | | | | | | | | |
| **0** | 0.00810 | 810 | 0.00816 | 100,000 | 99,243 | 0.99125 [a] | 7,208,286 | 72.1 |
| **1** | 0.00160 | 159 | 0.00040 | 99,190 | 396,383 | 0.99870 [b] | 7,109,043 | 71.7 |
| **5** | 0.00070 | 69 | 0.00014 | 99,031 | 494,982 | 0.99909 | 6,712,660 | 67.8 |
| **10** | 0.00112 | 111 | 0.00022 | 98,962 | 494,530 | 0.99702 | 6,217,678 | 62.8 |
| **15** | 0.00483 | 478 | 0.00097 | 98,850 | 493,058 | 0.99574 | 5,723,148 | 57.9 |
| **20** | 0.00368 | 362 | 0.00074 | 98,373 | 490,958 | 0.99545 | 5,230,090 | 53.2 |
| **25** | 0.00542 | 531 | 0.00109 | 98,011 | 488,724 | 0.99584 | 4,739,132 | 48.4 |
| **30** | 0.00289 | 281 | 0.00058 | 97,479 | 486,693 | 0.99391 | 4,250,408 | 43.6 |
| **35** | 0.00931 | 905 | 0.00187 | 97,198 | 483,727 | 0.98789 | 3,763,715 | 38.7 |
| **40** | 0.01494 | 1,439 | 0.00301 | 96,293 | 477,868 | 0.98287 | 3,279,988 | 34.1 |
| **45** | 0.01934 | 1,835 | 0.00391 | 94,854 | 469,684 | 0.96810 | 2,802,120 | 29.5 |
| **50** | 0.04471 | 4,159 | 0.00915 | 93,019 | 454,700 | 0.94372 | 2,332,436 | 25.1 |
| **55** | 0.06840 | 6,078 | 0.01416 | 88,861 | 429,108 | 0.91858 | 1,877,737 | 21.1 |
| **60** | 0.09539 | 7,897 | 0.02003 | 82,783 | 394,172 | 0.87598 | 1,448,629 | 17.5 |
| **65** | 0.15568 | 11,658 | 0.03376 | 74,886 | 345,285 | 0.82500 | 1,054,457 | 14.1 |
| **70** | 0.19789 | 12,512 | 0.04392 | 63,228 | 284,860 | 0.75481 | 709,171 | 11.2 |
| **75** | 0.30415 | 15,425 | 0.07174 | 50,716 | 215,016 | 0.49326 [c] | 424,312 | 8.4 |
| **80+** | 1.00000 | 35,291 | 0.16862 | 35,291 | 209,296 | - | 209,296 | 5.9 |
| **Perempuan** *Female* | | | | | | | | |
| **0** | 0.00806 | 806 | 0.00812 | 100,000 | 99,254 | 0.99158 [a] | 7,789,386 | 77.9 |
| **1** | 0.00099 | 98 | 0.00025 | 99,194 | 396,533 | 0.99907 [b] | 7,690,132 | 77.5 |
| **5** | 0.00062 | 62 | 0.00012 | 99,096 | 495,327 | 0.99944 | 7,293,598 | 73.6 |
| **10** | 0.00051 | 50 | 0.00010 | 99,035 | 495,047 | 0.99924 | 6,798,271 | 68.6 |
| **15** | 0.00102 | 101 | 0.00020 | 98,984 | 494,670 | 0.99870 | 6,303,223 | 63.7 |
| **20** | 0.00159 | 157 | 0.00032 | 98,884 | 494,025 | 0.99830 | 5,808,554 | 58.7 |
| **25** | 0.00182 | 179 | 0.00036 | 98,726 | 493,183 | 0.99767 | 5,314,529 | 53.8 |
| **30** | 0.00283 | 279 | 0.00057 | 98,547 | 492,037 | 0.99624 | 4,821,346 | 48.9 |
| **35** | 0.00468 | 460 | 0.00094 | 98,268 | 490,189 | 0.99369 | 4,329,309 | 44.1 |
| **40** | 0.00795 | 777 | 0.00160 | 97,808 | 487,096 | 0.99086 | 3,839,120 | 39.3 |
| **45** | 0.01034 | 1,004 | 0.00208 | 97,031 | 482,644 | 0.98307 | 3,352,024 | 34.5 |
| **50** | 0.02358 | 2,264 | 0.00477 | 96,027 | 474,475 | 0.97135 | 2,869,380 | 29.9 |
| **55** | 0.03383 | 3,172 | 0.00688 | 93,763 | 460,883 | 0.95729 | 2,394,905 | 25.5 |
| **60** | 0.05190 | 4,702 | 0.01066 | 90,590 | 441,197 | 0.93616 | 1,934,022 | 21.3 |
| **65** | 0.07643 | 6,565 | 0.01589 | 85,889 | 413,032 | 0.90383 | 1,492,825 | 17.4 |
| **70** | 0.11754 | 9,324 | 0.02498 | 79,324 | 373,311 | 0.83713 | 1,079,794 | 13.6 |
| **75** | 0.21424 | 14,997 | 0.04799 | 70,000 | 312,509 | 0.55766 [c] | 706,483 | 10.1 |
| **80+** | 1.00000 | 55,003 | 0.13961 | 55,003 | 393,974 | - | 393,974 | 7.2 |

**Nota:** *Notes:*

[a] **Daripada umur 0 hingga kumpulan umur 1-4**
*From age of 0 to age group 1-4*

[b] **Daripada umur 0, kumpulan umur 1-4 hingga kumpulan umur 5-9**
*From age of 0, age group 1-4 to age group 5-9*

[c] **Daripada umur 75 hingga 80+**
*From age of 75 to 80+*

[p] **Permulaan**
*Preliminary*

# NEGERI & DAERAH PENTADBIRAN

## *STATE & ADMINISTRATIVE DISTRICT*

# NEGERI SEMBILAN

# 2025p

**Muka surat ini sengaja dibiarkan kosong**

*This page is deliberately left blank*

**Jadual 4.5: Jadual hayat ringkas mengikut jantina dan umur, Negeri Sembilan, 2025[p]**

*Table 4.5: Abridged life table by sex and age, Negeri Sembilan, 2025[p]*

| **Umur** *Age* | **Kebarangkalian mati di antara umur x dan umur x+n** *Probability of dying between age x and age x+n* | **Bilangan kematian di antara umur x dan umur x+n** *Number of deaths between age x and age x+n* | **Kadar tengah mortaliti di antara umur x dan umur x+n** *Central mortality rate between age x and age x+n* | **Penakat (orang yang masih hidup) pada umur tepat x** *Survivors at exact age x* | **Bilangan orang hidup-tahun di antara umur x dan umur x+n** *Number of person-years lived between age x and age x+n* | **Nisbah ketakatan** *Survival ratio* | **Jumlah bilangan orang hidup-tahun selepas umur tepat x** *Total number of person-years lived after exact age x* | **Jangkaan hayat** *Life expectancy* |
|---|---|---|---|---|---|---|---|---|
| **x** | $_nq_x$ | $_nd_x$ | $_nm_x$ | $l_x$ | $_nL_x$ | $_nS_x$ | $T_x$ | $e_x$ |
| **Lelaki dan Perempuan** *Both sexes* | | | | | | | | |
| **0** | 0.00838 | 838 | 0.00845 | 100,000 | 99,225 | 0.99121 [a] | 7,389,072 | 73.9 |
| **1** | 0.00107 | 107 | 0.00027 | 99,162 | 396,382 | 0.99890 [b] | 7,289,847 | 73.5 |
| **5** | 0.00086 | 86 | 0.00017 | 99,055 | 495,063 | 0.99908 | 6,893,464 | 69.6 |
| **10** | 0.00097 | 96 | 0.00019 | 98,970 | 494,609 | 0.99752 | 6,398,401 | 64.7 |
| **15** | 0.00400 | 395 | 0.00080 | 98,874 | 493,382 | 0.99582 | 5,903,792 | 59.7 |
| **20** | 0.00437 | 430 | 0.00087 | 98,479 | 491,320 | 0.99574 | 5,410,410 | 54.9 |
| **25** | 0.00416 | 408 | 0.00083 | 98,049 | 489,226 | 0.99520 | 4,919,090 | 50.2 |
| **30** | 0.00544 | 531 | 0.00109 | 97,641 | 486,879 | 0.99286 | 4,429,864 | 45.4 |
| **35** | 0.00886 | 860 | 0.00178 | 97,110 | 483,401 | 0.98834 | 3,942,985 | 40.6 |
| **40** | 0.01449 | 1,395 | 0.00292 | 96,250 | 477,763 | 0.98042 | 3,459,584 | 35.9 |
| **45** | 0.02474 | 2,346 | 0.00501 | 94,855 | 468,411 | 0.96990 | 2,981,820 | 31.4 |
| **50** | 0.03561 | 3,294 | 0.00725 | 92,509 | 454,310 | 0.95346 | 2,513,410 | 27.2 |
| **55** | 0.05787 | 5,163 | 0.01192 | 89,215 | 433,169 | 0.93714 | 2,059,099 | 23.1 |
| **60** | 0.06815 | 5,728 | 0.01411 | 84,052 | 405,941 | 0.90712 | 1,625,931 | 19.3 |
| **65** | 0.11941 | 9,353 | 0.02540 | 78,324 | 368,238 | 0.86094 | 1,219,990 | 15.6 |
| **70** | 0.16137 | 11,130 | 0.03511 | 68,971 | 317,030 | 0.79986 | 851,752 | 12.3 |
| **75** | 0.24636 | 14,250 | 0.05619 | 57,841 | 253,581 | 0.52577 [c] | 534,722 | 9.2 |
| **80+** | 1.00000 | 43,591 | 0.15505 | 43,591 | 281,141 | - | 281,141 | 6.4 |
| **Lelaki** *Male* | | | | | | | | |
| **0** | 0.00895 | 895 | 0.00902 | 100,000 | 99,166 | 0.99061 [a] | 7,128,648 | 71.3 |
| **1** | 0.00120 | 119 | 0.00030 | 99,105 | 396,140 | 0.99876 [b] | 7,029,482 | 70.9 |
| **5** | 0.00098 | 97 | 0.00020 | 98,987 | 494,690 | 0.99887 | 6,633,342 | 67.0 |
| **10** | 0.00127 | 126 | 0.00025 | 98,889 | 494,132 | 0.99651 | 6,138,652 | 62.1 |
| **15** | 0.00572 | 564 | 0.00115 | 98,763 | 492,406 | 0.99414 | 5,644,520 | 57.2 |
| **20** | 0.00600 | 589 | 0.00120 | 98,199 | 489,522 | 0.99416 | 5,152,114 | 52.5 |
| **25** | 0.00569 | 555 | 0.00114 | 97,610 | 486,662 | 0.99377 | 4,662,592 | 47.8 |
| **30** | 0.00678 | 658 | 0.00136 | 97,055 | 483,629 | 0.99122 | 4,175,930 | 43.0 |
| **35** | 0.01080 | 1,041 | 0.00217 | 96,397 | 479,381 | 0.98504 | 3,692,301 | 38.3 |
| **40** | 0.01916 | 1,827 | 0.00387 | 95,356 | 472,212 | 0.97413 | 3,212,919 | 33.7 |
| **45** | 0.03272 | 3,060 | 0.00665 | 93,529 | 459,995 | 0.96104 | 2,740,707 | 29.3 |
| **50** | 0.04542 | 4,109 | 0.00929 | 90,469 | 442,073 | 0.93922 | 2,280,712 | 25.2 |
| **55** | 0.07688 | 6,639 | 0.01599 | 86,360 | 415,204 | 0.91847 | 1,838,639 | 21.3 |
| **60** | 0.08658 | 6,902 | 0.01810 | 79,721 | 381,351 | 0.88021 | 1,423,435 | 17.9 |
| **65** | 0.15616 | 11,372 | 0.03388 | 72,819 | 335,667 | 0.82782 | 1,042,084 | 14.3 |
| **70** | 0.19116 | 11,746 | 0.04227 | 61,448 | 277,872 | 0.77037 | 706,417 | 11.5 |
| **75** | 0.27719 | 13,777 | 0.06436 | 49,701 | 214,065 | 0.50049 [c] | 428,545 | 8.6 |
| **80+** | 1.00000 | 35,925 | 0.16750 | 35,925 | 214,481 | - | 214,481 | 6.0 |
| **Perempuan** *Female* | | | | | | | | |
| **0** | 0.00779 | 779 | 0.00784 | 100,000 | 99,278 | 0.99186 [a] | 7,685,388 | 76.9 |
| **1** | 0.00094 | 94 | 0.00024 | 99,221 | 396,653 | 0.99904 [b] | 7,586,109 | 76.5 |
| **5** | 0.00075 | 74 | 0.00015 | 99,128 | 495,454 | 0.99931 | 7,189,456 | 72.5 |
| **10** | 0.00063 | 63 | 0.00013 | 99,054 | 495,112 | 0.99866 | 6,694,002 | 67.6 |
| **15** | 0.00204 | 202 | 0.00041 | 98,991 | 494,450 | 0.99774 | 6,198,890 | 62.6 |
| **20** | 0.00248 | 245 | 0.00050 | 98,789 | 493,334 | 0.99754 | 5,704,440 | 57.7 |
| **25** | 0.00244 | 240 | 0.00049 | 98,544 | 492,121 | 0.99692 | 5,211,107 | 52.9 |
| **30** | 0.00373 | 366 | 0.00075 | 98,304 | 490,604 | 0.99488 | 4,718,986 | 48.0 |
| **35** | 0.00651 | 638 | 0.00131 | 97,938 | 488,094 | 0.99212 | 4,228,381 | 43.2 |
| **40** | 0.00926 | 901 | 0.00186 | 97,300 | 484,247 | 0.98720 | 3,740,288 | 38.4 |
| **45** | 0.01637 | 1,578 | 0.00330 | 96,399 | 478,049 | 0.97912 | 3,256,041 | 33.8 |
| **50** | 0.02547 | 2,415 | 0.00516 | 94,821 | 468,065 | 0.96718 | 2,777,992 | 29.3 |
| **55** | 0.04035 | 3,729 | 0.00824 | 92,406 | 452,706 | 0.95489 | 2,309,927 | 25.0 |
| **60** | 0.05006 | 4,439 | 0.01027 | 88,677 | 432,286 | 0.93232 | 1,857,221 | 20.9 |
| **65** | 0.08623 | 7,263 | 0.01802 | 84,238 | 403,029 | 0.89152 | 1,424,935 | 16.9 |
| **70** | 0.13282 | 10,224 | 0.02845 | 76,974 | 359,310 | 0.82789 | 1,021,906 | 13.3 |
| **75** | 0.21742 | 14,513 | 0.04879 | 66,750 | 297,468 | 0.55106 [c] | 662,596 | 9.9 |
| **80+** | 1.00000 | 52,237 | 0.14307 | 52,237 | 365,128 | - | 365,128 | 7.0 |

**Nota:** *Notes:*

[a] **Daripada umur 0 hingga kumpulan umur 1-4**
*From age of 0 to age group 1-4*

[b] **Daripada umur 0, kumpulan umur 1-4 hingga kumpulan umur 5-9**
*From age of 0, age group 1-4 to age group 5-9*

[c] **Daripada umur 75 hingga 80+**
*From age of 75 to 80+*

[p] **Permulaan**
*Preliminary*

**Jadual 4.5.1: Jadual hayat ringkas mengikut jantina dan umur, Jelebu, Negeri Sembilan, 2025[p]**

*Table 4.5.1: Abridged life table by sex and age, Jelebu, Negeri Sembilan, 2025[p]*

| **Umur** *Age* | **Kebarangkalian mati di antara umur x dan umur x+n** *Probability of dying between age x and age x+n* | **Bilangan kematian di antara umur x dan umur x+n** *Number of deaths between age x and age x+n* | **Kadar tengah mortaliti di antara umur x dan umur x+n** *Central mortality rate between age x and age x+n* | **Penakat (orang yang masih hidup) pada umur tepat x** *Survivors at exact age x* | **Bilangan orang hidup-tahun di antara umur x dan umur x+n** *Number of person-years lived between age x and age x+n* | **Nisbah ketakatan** *Survival ratio* | **Jumlah bilangan orang hidup-tahun selepas umur tepat x** *Total number of person-years lived after exact age x* | **Jangkaan hayat** *Life expectancy* |
|---|---|---|---|---|---|---|---|---|
| **x** | $_nq_x$ | $_nd_x$ | $_nm_x$ | $l_x$ | $_nL_x$ | $_nS_x$ | $T_x$ | $e_x$ |
| **Lelaki dan Perempuan** *Both sexes* | | | | | | | | |
| **0** | 0.00275 | 275 | 0.00275 | 100,000 | 99,741 | 0.99615 [a] | 7,314,761 | 73.1 |
| **1** | 0.00229 | 229 | 0.00057 | 99,725 | 398,335 | 0.99802 [b] | 7,215,020 | 72.3 |
| **5** | 0.00158 | 157 | 0.00032 | 99,497 | 497,091 | 0.99890 | 6,816,685 | 68.5 |
| **10** | 0.00061 | 61 | 0.00012 | 99,339 | 496,546 | 0.99719 | 6,319,594 | 63.6 |
| **15** | 0.00501 | 497 | 0.00100 | 99,279 | 495,152 | 0.99550 | 5,823,048 | 58.7 |
| **20** | 0.00399 | 394 | 0.00080 | 98,782 | 492,926 | 0.99576 | 5,327,896 | 53.9 |
| **25** | 0.00450 | 442 | 0.00090 | 98,388 | 490,835 | 0.99124 | 4,834,970 | 49.1 |
| **30** | 0.01304 | 1,277 | 0.00263 | 97,946 | 486,535 | 0.98770 | 4,344,135 | 44.4 |
| **35** | 0.01155 | 1,117 | 0.00232 | 96,668 | 480,550 | 0.98744 | 3,857,600 | 39.9 |
| **40** | 0.01357 | 1,297 | 0.00273 | 95,552 | 474,516 | 0.97564 | 3,377,051 | 35.3 |
| **45** | 0.03529 | 3,327 | 0.00719 | 94,255 | 462,957 | 0.95378 | 2,902,535 | 30.8 |
| **50** | 0.05754 | 5,232 | 0.01185 | 90,928 | 441,560 | 0.94254 | 2,439,578 | 26.8 |
| **55** | 0.05738 | 4,918 | 0.01182 | 85,696 | 416,186 | 0.93916 | 1,998,017 | 23.3 |
| **60** | 0.06452 | 5,212 | 0.01333 | 80,778 | 390,863 | 0.91151 | 1,581,831 | 19.6 |
| **65** | 0.11412 | 8,624 | 0.02420 | 75,567 | 356,276 | 0.86938 | 1,190,968 | 15.8 |
| **70** | 0.14925 | 9,992 | 0.03226 | 66,943 | 309,738 | 0.80628 | 834,692 | 12.5 |
| **75** | 0.24598 | 14,009 | 0.05609 | 56,952 | 249,737 | 0.52427 [c] | 524,954 | 9.2 |
| **80+** | 1.00000 | 42,943 | 0.15603 | 42,943 | 275,218 | - | 275,218 | 6.4 |
| **Lelaki** *Male* | | | | | | | | |
| **0** | 0.00421 | 421 | 0.00423 | 100,000 | 99,602 | 0.99532 [a] | 7,066,071 | 70.7 |
| **1** | 0.00110 | 110 | 0.00028 | 99,579 | 398,057 | 0.99897 [b] | 6,966,469 | 70.0 |
| **5** | 0.00081 | 81 | 0.00016 | 99,469 | 497,145 | 0.99959 | 6,568,412 | 66.0 |
| **10** | 0.00000 | - | 0.00000 | 99,389 | 496,943 | 0.99588 | 6,071,268 | 61.1 |
| **15** | 0.00824 | 819 | 0.00165 | 99,389 | 494,895 | 0.99355 | 5,574,325 | 56.1 |
| **20** | 0.00464 | 457 | 0.00093 | 98,569 | 491,704 | 0.99468 | 5,079,430 | 51.5 |
| **25** | 0.00600 | 589 | 0.00120 | 98,112 | 489,088 | 0.99163 | 4,587,726 | 46.8 |
| **30** | 0.01075 | 1,048 | 0.00216 | 97,523 | 484,995 | 0.98815 | 4,098,638 | 42.0 |
| **35** | 0.01297 | 1,251 | 0.00261 | 96,475 | 479,247 | 0.98690 | 3,613,643 | 37.5 |
| **40** | 0.01324 | 1,261 | 0.00267 | 95,224 | 472,968 | 0.96722 | 3,134,396 | 32.9 |
| **45** | 0.05259 | 4,941 | 0.01080 | 93,963 | 457,464 | 0.93607 | 2,661,428 | 28.3 |
| **50** | 0.07590 | 6,757 | 0.01578 | 89,022 | 428,218 | 0.92372 | 2,203,964 | 24.8 |
| **55** | 0.07668 | 6,308 | 0.01595 | 82,265 | 395,556 | 0.91946 | 1,775,746 | 21.6 |
| **60** | 0.08471 | 6,435 | 0.01769 | 75,957 | 363,699 | 0.88337 | 1,380,190 | 18.2 |
| **65** | 0.15149 | 10,532 | 0.03278 | 69,522 | 321,282 | 0.83899 | 1,016,491 | 14.6 |
| **70** | 0.17223 | 10,160 | 0.03769 | 58,991 | 269,552 | 0.78546 | 695,209 | 11.8 |
| **75** | 0.26565 | 12,972 | 0.06127 | 48,830 | 211,721 | 0.50260 [c] | 425,657 | 8.7 |
| **80+** | 1.00000 | 35,858 | 0.16761 | 35,858 | 213,936 | - | 213,936 | 6.0 |
| **Perempuan** *Female* | | | | | | | | |
| **0** | 0.00134 | 134 | 0.00134 | 100,000 | 99,873 | 0.99690 [a] | 7,628,081 | 76.3 |
| **1** | 0.00358 | 358 | 0.00090 | 99,866 | 398,576 | 0.99702 [b] | 7,528,208 | 75.4 |
| **5** | 0.00231 | 230 | 0.00046 | 99,508 | 496,963 | 0.99818 | 7,129,633 | 71.6 |
| **10** | 0.00133 | 132 | 0.00027 | 99,278 | 496,058 | 0.99890 | 6,632,669 | 66.8 |
| **15** | 0.00088 | 87 | 0.00018 | 99,146 | 495,512 | 0.99806 | 6,136,611 | 61.9 |
| **20** | 0.00300 | 297 | 0.00060 | 99,059 | 494,551 | 0.99768 | 5,641,099 | 56.9 |
| **25** | 0.00163 | 161 | 0.00033 | 98,762 | 493,405 | 0.99071 | 5,146,548 | 52.1 |
| **30** | 0.01696 | 1,673 | 0.00342 | 98,600 | 488,821 | 0.98680 | 4,653,143 | 47.2 |
| **35** | 0.00938 | 909 | 0.00188 | 96,928 | 482,367 | 0.98831 | 4,164,322 | 43.0 |
| **40** | 0.01402 | 1,346 | 0.00282 | 96,019 | 476,730 | 0.98674 | 3,681,956 | 38.3 |
| **45** | 0.01248 | 1,182 | 0.00251 | 94,673 | 470,410 | 0.97667 | 3,205,226 | 33.9 |
| **50** | 0.03431 | 3,207 | 0.00698 | 93,491 | 459,437 | 0.96392 | 2,734,816 | 29.3 |
| **55** | 0.03792 | 3,423 | 0.00773 | 90,284 | 442,861 | 0.95860 | 2,275,379 | 25.2 |
| **60** | 0.04502 | 3,911 | 0.00921 | 86,860 | 424,525 | 0.93800 | 1,832,518 | 21.1 |
| **65** | 0.07977 | 6,617 | 0.01662 | 82,950 | 398,205 | 0.89707 | 1,407,993 | 17.0 |
| **70** | 0.12808 | 9,777 | 0.02737 | 76,332 | 357,220 | 0.82612 | 1,009,788 | 13.2 |
| **75** | 0.22642 | 15,069 | 0.05106 | 66,555 | 295,105 | 0.54778 [c] | 652,569 | 9.8 |
| **80+** | 1.00000 | 51,486 | 0.14403 | 51,486 | 357,464 | - | 357,464 | 6.9 |

**Nota:** *Notes:*

[a] **Daripada umur 0 hingga kumpulan umur 1-4**
*From age of 0 to age group 1-4*

[b] **Daripada umur 0, kumpulan umur 1-4 hingga kumpulan umur 5-9**
*From age of 0, age group 1-4 to age group 5-9*

[c] **Daripada umur 75 hingga 80+**
*From age of 75 to 80+*

[p] **Permulaan**
*Preliminary*

**Jadual 4.5.2: Jadual hayat ringkas mengikut jantina dan umur, Kuala Pilah, Negeri Sembilan, 2025[P]**

*Table 4.5.2: Abridged life table by sex and age, Kuala Pilah, Negeri Sembilan, 2025 [P]*

| **Umur** *Age* | **Kebarangkalian mati di antara umur x dan umur x+n** *Probability of dying between age x and age x+n* | **Bilangan kematian di antara umur x dan umur x+n** *Number of deaths between age x and age x+n* | **Kadar tengah mortaliti di antara umur x dan umur x+n** *Central mortality rate between age x and age x+n* | **Penakat (orang yang masih hidup) pada umur tepat x** *Survivors at exact age x* | **Bilangan orang hidup-tahun di antara umur x dan umur x+n** *Number of person-years lived between age x and age x+n* | **Nisbah ketakatan** *Survival ratio* | **Jumlah bilangan orang hidup-tahun selepas umur tepat x** *Total number of person-years lived after exact age x* | **Jangkaan hayat** *Life expectancy* |
|---|---|---|---|---|---|---|---|---|
| **x** | $_nq_x$ | $_nd_x$ | $_nm_x$ | $l_x$ | $_nL_x$ | $_nS_x$ | $T_x$ | $e_x$ |
| **Lelaki dan Perempuan** *Both sexes* | | | | | | | | |
| **0** | 0.00757 | 757 | 0.00763 | 100,000 | 99,298 | 0.99219 [a] | 7,194,614 | 71.9 |
| **1** | 0.00070 | 69 | 0.00017 | 99,243 | 396,799 | 0.99905 [b] | 7,095,316 | 71.5 |
| **5** | 0.00098 | 97 | 0.00020 | 99,174 | 495,625 | 0.99850 | 6,698,517 | 67.5 |
| **10** | 0.00201 | 199 | 0.00040 | 99,076 | 494,883 | 0.99645 | 6,202,892 | 62.6 |
| **15** | 0.00510 | 504 | 0.00102 | 98,877 | 493,125 | 0.99505 | 5,708,009 | 57.7 |
| **20** | 0.00481 | 473 | 0.00096 | 98,373 | 490,683 | 0.99491 | 5,214,884 | 53.0 |
| **25** | 0.00538 | 527 | 0.00108 | 97,900 | 488,184 | 0.99415 | 4,724,201 | 48.3 |
| **30** | 0.00631 | 615 | 0.00127 | 97,373 | 485,330 | 0.99274 | 4,236,017 | 43.5 |
| **35** | 0.00822 | 795 | 0.00165 | 96,759 | 481,804 | 0.98537 | 3,750,687 | 38.8 |
| **40** | 0.02109 | 2,024 | 0.00426 | 95,963 | 474,757 | 0.97519 | 3,268,882 | 34.1 |
| **45** | 0.02861 | 2,688 | 0.00581 | 93,940 | 462,979 | 0.95924 | 2,794,125 | 29.7 |
| **50** | 0.05327 | 4,861 | 0.01095 | 91,252 | 444,107 | 0.93906 | 2,331,147 | 25.5 |
| **55** | 0.06904 | 5,964 | 0.01430 | 86,391 | 417,044 | 0.92354 | 1,887,039 | 21.8 |
| **60** | 0.08443 | 6,790 | 0.01763 | 80,427 | 385,158 | 0.89491 | 1,469,995 | 18.3 |
| **65** | 0.12765 | 9,400 | 0.02727 | 73,636 | 344,682 | 0.84900 | 1,084,837 | 14.7 |
| **70** | 0.17777 | 11,419 | 0.03902 | 64,236 | 292,634 | 0.76699 | 740,155 | 11.5 |
| **75** | 0.30018 | 15,855 | 0.07064 | 52,817 | 224,448 | 0.49846 [c] | 447,522 | 8.5 |
| **80+** | 1.00000 | 36,962 | 0.16570 | 36,962 | 223,073 | - | 223,073 | 6.0 |
| **Lelaki** *Male* | | | | | | | | |
| **0** | 0.01086 | 1,086 | 0.01097 | 100,000 | 98,994 | 0.98867 [a] | 6,905,340 | 69.1 |
| **1** | 0.00135 | 133 | 0.00034 | 98,914 | 395,340 | 0.99884 [b] | 6,806,346 | 68.8 |
| **5** | 0.00059 | 58 | 0.00012 | 98,781 | 493,760 | 0.99813 | 6,411,006 | 64.9 |
| **10** | 0.00316 | 312 | 0.00063 | 98,723 | 492,835 | 0.99607 | 5,917,246 | 59.9 |
| **15** | 0.00470 | 463 | 0.00094 | 98,411 | 490,898 | 0.99419 | 5,424,411 | 55.1 |
| **20** | 0.00693 | 679 | 0.00139 | 97,948 | 488,044 | 0.99316 | 4,933,513 | 50.4 |
| **25** | 0.00674 | 656 | 0.00135 | 97,269 | 484,706 | 0.99242 | 4,445,469 | 45.7 |
| **30** | 0.00843 | 815 | 0.00169 | 96,613 | 481,030 | 0.98970 | 3,960,763 | 41.0 |
| **35** | 0.01217 | 1,166 | 0.00245 | 95,799 | 476,078 | 0.97755 | 3,479,733 | 36.3 |
| **40** | 0.03286 | 3,110 | 0.00668 | 94,632 | 465,388 | 0.96481 | 3,003,655 | 31.7 |
| **45** | 0.03760 | 3,442 | 0.00766 | 91,523 | 449,009 | 0.94630 | 2,538,268 | 27.7 |
| **50** | 0.07042 | 6,202 | 0.01460 | 88,081 | 424,900 | 0.91907 | 2,089,258 | 23.7 |
| **55** | 0.09224 | 7,552 | 0.01934 | 81,879 | 390,513 | 0.89813 | 1,664,359 | 20.3 |
| **60** | 0.11247 | 8,360 | 0.02384 | 74,326 | 350,733 | 0.86778 | 1,273,846 | 17.1 |
| **65** | 0.15448 | 10,190 | 0.03348 | 65,967 | 304,358 | 0.82414 | 923,113 | 14.0 |
| **70** | 0.20116 | 11,220 | 0.04473 | 55,776 | 250,833 | 0.75650 | 618,755 | 11.1 |
| **75** | 0.29651 | 13,211 | 0.06962 | 44,557 | 189,754 | 0.48425 [c] | 367,922 | 8.3 |
| **80+** | 1.00000 | 31,345 | 0.17593 | 31,345 | 178,168 | - | 178,168 | 5.7 |
| **Perempuan** *Female* | | | | | | | | |
| **0** | 0.00431 | 431 | 0.00433 | 100,000 | 99,596 | 0.99574 [a] | 7,521,966 | 75.2 |
| **1** | 0.00000 | - | 0.00000 | 99,569 | 398,276 | 0.99921 [b] | 7,422,370 | 74.5 |
| **5** | 0.00148 | 147 | 0.00030 | 99,569 | 497,477 | 0.99895 | 7,024,094 | 70.5 |
| **10** | 0.00063 | 63 | 0.00013 | 99,422 | 496,952 | 0.99690 | 6,526,617 | 65.6 |
| **15** | 0.00556 | 553 | 0.00112 | 99,359 | 495,413 | 0.99585 | 6,029,665 | 60.7 |
| **20** | 0.00272 | 269 | 0.00055 | 98,806 | 493,359 | 0.99661 | 5,534,251 | 56.0 |
| **25** | 0.00405 | 399 | 0.00081 | 98,537 | 491,689 | 0.99622 | 5,040,892 | 51.2 |
| **30** | 0.00352 | 345 | 0.00070 | 98,138 | 489,829 | 0.99663 | 4,549,203 | 46.4 |
| **35** | 0.00321 | 314 | 0.00064 | 97,793 | 488,180 | 0.99448 | 4,059,374 | 41.5 |
| **40** | 0.00783 | 763 | 0.00157 | 97,479 | 485,487 | 0.98636 | 3,571,194 | 36.6 |
| **45** | 0.01950 | 1,886 | 0.00394 | 96,716 | 478,864 | 0.97269 | 3,085,707 | 31.9 |
| **50** | 0.03528 | 3,346 | 0.00718 | 94,830 | 465,784 | 0.95848 | 2,606,843 | 27.5 |
| **55** | 0.04798 | 4,390 | 0.00983 | 91,484 | 446,445 | 0.94692 | 2,141,059 | 23.4 |
| **60** | 0.05843 | 5,089 | 0.01204 | 87,094 | 422,749 | 0.92053 | 1,694,614 | 19.5 |
| **65** | 0.10181 | 8,349 | 0.02145 | 82,005 | 389,154 | 0.87299 | 1,271,865 | 15.5 |
| **70** | 0.15508 | 11,423 | 0.03362 | 73,656 | 339,726 | 0.77704 | 882,711 | 12.0 |
| **75** | 0.30330 | 18,876 | 0.07150 | 62,234 | 263,980 | 0.51384 [c] | 542,986 | 8.7 |
| **80+** | 1.00000 | 43,358 | 0.15540 | 43,358 | 279,006 | - | 279,006 | 6.4 |

**Nota:** *Notes:*

[a] **Daripada umur 0 hingga kumpulan umur 1-4**
*From age of 0 to age group 1-4*

[b] **Daripada umur 0, kumpulan umur 1-4 hingga kumpulan umur 5-9**
*From age of 0, age group 1-4 to age group 5-9*

[c] **Daripada umur 75 hingga 80+**
*From age of 75 to 80+*

[P] **Permulaan**
*Preliminary*

**Jadual 4.5.3: Jadual hayat ringkas mengikut jantina dan umur, Port Dickson, Negeri Sembilan, 2025[p]**

*Table 4.5.3: Abridged life table by sex and age, Port Dickson, Negeri Sembilan, 2025[p]*

| **Umur** *Age* | **Kebarangkalian mati di antara umur x dan umur x+n** *Probability of dying between age x and age x+n* | **Bilangan kematian di antara umur x dan umur x+n** *Number of deaths between age x and age x+n* | **Kadar tengah mortaliti di antara umur x dan umur x+n** *Central mortality rate between age x and age x+n* | **Penakat (orang yang masih hidup) pada umur tepat x** *Survivors at exact age x* | **Bilangan orang hidup-tahun di antara umur x dan umur x+n** *Number of person-years lived between age x and age x+n* | **Nisbah ketakatan** *Survival ratio* | **Jumlah bilangan orang hidup-tahun selepas umur tepat x** *Total number of person-years lived after exact age x* | **Jangkaan hayat** *Life expectancy* |
|---|---|---|---|---|---|---|---|---|
| **x** | $_nq_x$ | $_nd_x$ | $_nm_x$ | $l_x$ | $_nL_x$ | $_nS_x$ | $T_x$ | $e_x$ |
| **Lelaki dan Perempuan** *Both sexes* | | | | | | | | |
| **0** | 0.01020 | 1,020 | 0.01030 | 100,000 | 99,062 | 0.98933 [a] | 7,209,926 | 72.1 |
| **1** | 0.00128 | 127 | 0.00032 | 98,980 | 395,604 | 0.99866 [b] | 7,110,864 | 71.8 |
| **5** | 0.00107 | 106 | 0.00021 | 98,853 | 494,003 | 0.99883 | 6,715,260 | 67.9 |
| **10** | 0.00127 | 125 | 0.00025 | 98,748 | 493,426 | 0.99742 | 6,221,257 | 63.0 |
| **15** | 0.00389 | 384 | 0.00078 | 98,623 | 492,153 | 0.99490 | 5,727,832 | 58.1 |
| **20** | 0.00632 | 621 | 0.00127 | 98,239 | 489,642 | 0.99424 | 5,235,678 | 53.3 |
| **25** | 0.00519 | 507 | 0.00104 | 97,618 | 486,824 | 0.99457 | 4,746,036 | 48.6 |
| **30** | 0.00568 | 552 | 0.00114 | 97,111 | 484,178 | 0.99123 | 4,259,212 | 43.9 |
| **35** | 0.01188 | 1,147 | 0.00239 | 96,560 | 479,931 | 0.98564 | 3,775,034 | 39.1 |
| **40** | 0.01687 | 1,609 | 0.00340 | 95,412 | 473,039 | 0.97647 | 3,295,104 | 34.5 |
| **45** | 0.03031 | 2,843 | 0.00616 | 93,803 | 461,908 | 0.96682 | 2,822,064 | 30.1 |
| **50** | 0.03613 | 3,286 | 0.00736 | 90,960 | 446,584 | 0.95103 | 2,360,156 | 25.9 |
| **55** | 0.06229 | 5,461 | 0.01286 | 87,674 | 424,715 | 0.93635 | 1,913,572 | 21.8 |
| **60** | 0.06510 | 5,352 | 0.01346 | 82,212 | 397,683 | 0.89897 | 1,488,857 | 18.1 |
| **65** | 0.13946 | 10,719 | 0.02998 | 76,861 | 357,505 | 0.84942 | 1,091,175 | 14.2 |
| **70** | 0.16350 | 10,814 | 0.03561 | 66,141 | 303,673 | 0.74148 | 733,669 | 11.1 |
| **75** | 0.37212 | 20,588 | 0.09144 | 55,328 | 225,167 | 0.47635 [c] | 429,997 | 7.8 |
| **80+** | 1.00000 | 34,739 | 0.16960 | 34,739 | 204,829 | - | 204,829 | 5.9 |
| **Lelaki** *Male* | | | | | | | | |
| **0** | 0.01213 | 1,213 | 0.01226 | 100,000 | 98,881 | 0.98739 [a] | 6,953,262 | 69.5 |
| **1** | 0.00143 | 141 | 0.00036 | 98,787 | 394,813 | 0.99808 [b] | 6,854,380 | 69.4 |
| **5** | 0.00196 | 193 | 0.00039 | 98,646 | 492,747 | 0.99807 | 6,459,567 | 65.5 |
| **10** | 0.00191 | 188 | 0.00038 | 98,453 | 491,794 | 0.99638 | 5,966,820 | 60.6 |
| **15** | 0.00533 | 524 | 0.00107 | 98,265 | 490,016 | 0.99355 | 5,475,026 | 55.7 |
| **20** | 0.00758 | 741 | 0.00152 | 97,741 | 486,854 | 0.99315 | 4,985,011 | 51.0 |
| **25** | 0.00610 | 592 | 0.00122 | 97,000 | 483,521 | 0.99289 | 4,498,157 | 46.4 |
| **30** | 0.00813 | 783 | 0.00163 | 96,408 | 480,083 | 0.98887 | 4,014,635 | 41.6 |
| **35** | 0.01415 | 1,353 | 0.00285 | 95,625 | 474,741 | 0.98136 | 3,534,553 | 37.0 |
| **40** | 0.02320 | 2,187 | 0.00469 | 94,272 | 465,892 | 0.96775 | 3,059,811 | 32.5 |
| **45** | 0.04152 | 3,824 | 0.00848 | 92,085 | 450,866 | 0.95316 | 2,593,920 | 28.2 |
| **50** | 0.05240 | 4,625 | 0.01076 | 88,261 | 429,745 | 0.93543 | 2,143,054 | 24.3 |
| **55** | 0.07742 | 6,475 | 0.01611 | 83,637 | 401,995 | 0.92292 | 1,713,309 | 20.5 |
| **60** | 0.07671 | 5,919 | 0.01595 | 77,161 | 371,008 | 0.87016 | 1,311,314 | 17.0 |
| **65** | 0.18739 | 13,350 | 0.04135 | 71,242 | 322,835 | 0.81954 | 940,306 | 13.2 |
| **70** | 0.17194 | 9,954 | 0.03762 | 57,892 | 264,576 | 0.72696 | 617,471 | 10.7 |
| **75** | 0.39514 | 18,942 | 0.09848 | 47,938 | 192,336 | 0.45498 [c] | 352,895 | 7.4 |
| **80+** | 1.00000 | 28,996 | 0.18059 | 28,996 | 160,559 | - | 160,559 | 5.5 |
| **Perempuan** *Female* | | | | | | | | |
| **0** | 0.00827 | 827 | 0.00833 | 100,000 | 99,235 | 0.99130 [a] | 7,518,612 | 75.2 |
| **1** | 0.00112 | 111 | 0.00028 | 99,173 | 396,417 | 0.99917 [b] | 7,419,377 | 74.8 |
| **5** | 0.00029 | 28 | 0.00006 | 99,062 | 495,240 | 0.99957 | 7,022,960 | 70.9 |
| **10** | 0.00058 | 58 | 0.00012 | 99,034 | 495,025 | 0.99866 | 6,527,720 | 65.9 |
| **15** | 0.00210 | 208 | 0.00042 | 98,976 | 494,361 | 0.99662 | 6,032,695 | 61.0 |
| **20** | 0.00466 | 461 | 0.00094 | 98,768 | 492,690 | 0.99569 | 5,538,334 | 56.1 |
| **25** | 0.00396 | 389 | 0.00079 | 98,308 | 490,564 | 0.99668 | 5,045,644 | 51.3 |
| **30** | 0.00267 | 261 | 0.00053 | 97,918 | 488,938 | 0.99401 | 4,555,080 | 46.5 |
| **35** | 0.00932 | 910 | 0.00187 | 97,657 | 486,008 | 0.99067 | 4,066,142 | 41.6 |
| **40** | 0.00933 | 903 | 0.00187 | 96,746 | 481,475 | 0.98640 | 3,580,134 | 37.0 |
| **45** | 0.01790 | 1,716 | 0.00361 | 95,844 | 474,929 | 0.98159 | 3,098,658 | 32.3 |
| **50** | 0.01893 | 1,782 | 0.00382 | 94,128 | 466,186 | 0.96712 | 2,623,729 | 27.9 |
| **55** | 0.04710 | 4,349 | 0.00965 | 92,346 | 450,859 | 0.95084 | 2,157,543 | 23.4 |
| **60** | 0.05133 | 4,517 | 0.01054 | 87,997 | 428,694 | 0.92928 | 1,706,684 | 19.4 |
| **65** | 0.09116 | 7,610 | 0.01910 | 83,480 | 398,378 | 0.87904 | 1,277,990 | 15.3 |
| **70** | 0.15375 | 11,665 | 0.03331 | 75,871 | 350,191 | 0.75646 | 879,612 | 11.6 |
| **75** | 0.34965 | 22,450 | 0.08475 | 64,206 | 264,905 | 0.49963 [c] | 529,421 | 8.2 |
| **80+** | 1.00000 | 41,756 | 0.15786 | 41,756 | 264,516 | - | 264,516 | 6.3 |

**Nota:** *Notes:*

[a] **Daripada umur 0 hingga kumpulan umur 1-4**
*From age of 0 to age group 1-4*

[b] **Daripada umur 0, kumpulan umur 1-4 hingga kumpulan umur 5-9**
*From age of 0, age group 1-4 to age group 5-9*

[c] **Daripada umur 75 hingga 80+**
*From age of 75 to 80+*

[p] **Permulaan**
*Preliminary*

**Jadual 4.5.4: Jadual hayat ringkas mengikut jantina dan umur, Rembau, Negeri Sembilan, 2025[p]**

*Table 4.5.4: Abridged life table by sex and age, Rembau, Negeri Sembilan, 2025 [p]*

| **Umur** *Age* | **Kebarangkalian mati di antara umur x dan umur x+n** *Probability of dying between age x and age x+n* | **Bilangan kematian di antara umur x dan umur x+n** *Number of deaths between age x and age x+n* | **Kadar tengah mortaliti di antara umur x dan umur x+n** *Central mortality rate between age x and age x+n* | **Penakat (orang yang masih hidup) pada umur tepat x** *Survivors at exact age x* | **Bilangan orang hidup-tahun di antara umur x dan umur x+n** *Number of person-years lived between age x and age x+n* | **Nisbah ketakatan** *Survival ratio* | **Jumlah bilangan orang hidup-tahun selepas umur tepat x** *Total number of person-years lived after exact age x* | **Jangkaan hayat** *Life expectancy* |
|---|---|---|---|---|---|---|---|---|
| **x** | $_nq_x$ | $_nd_x$ | $_nm_x$ | $l_x$ | $_nL_x$ | $_nS_x$ | $T_x$ | $e_x$ |
| **Lelaki dan Perempuan** *Both sexes* | | | | | | | | |
| **0** | 0.00750 | 750 | 0.00756 | 100,000 | 99,304 | 0.99197 [a] | 7,206,188 | 72.1 |
| **1** | 0.00129 | 128 | 0.00032 | 99,250 | 396,679 | 0.99896 [b] | 7,106,884 | 71.6 |
| **5** | 0.00057 | 57 | 0.00011 | 99,121 | 495,465 | 0.99948 | 6,710,205 | 67.7 |
| **10** | 0.00048 | 47 | 0.00010 | 99,065 | 495,204 | 0.99837 | 6,214,741 | 62.7 |
| **15** | 0.00278 | 275 | 0.00056 | 99,017 | 494,398 | 0.99608 | 5,719,536 | 57.8 |
| **20** | 0.00507 | 501 | 0.00102 | 98,742 | 492,458 | 0.99569 | 5,225,138 | 52.9 |
| **25** | 0.00354 | 347 | 0.00071 | 98,241 | 490,336 | 0.99442 | 4,732,680 | 48.2 |
| **30** | 0.00763 | 747 | 0.00153 | 97,894 | 487,601 | 0.98982 | 4,242,344 | 43.3 |
| **35** | 0.01275 | 1,239 | 0.00257 | 97,147 | 482,636 | 0.98251 | 3,754,743 | 38.7 |
| **40** | 0.02228 | 2,137 | 0.00451 | 95,908 | 474,196 | 0.96786 | 3,272,108 | 34.1 |
| **45** | 0.04223 | 3,960 | 0.00863 | 93,771 | 458,953 | 0.95386 | 2,797,911 | 29.8 |
| **50** | 0.05022 | 4,510 | 0.01030 | 89,811 | 437,777 | 0.94457 | 2,338,958 | 26.0 |
| **55** | 0.06092 | 5,196 | 0.01257 | 85,300 | 413,511 | 0.92458 | 1,901,181 | 22.3 |
| **60** | 0.09086 | 7,278 | 0.01904 | 80,104 | 382,326 | 0.89496 | 1,487,670 | 18.6 |
| **65** | 0.12064 | 8,786 | 0.02568 | 72,826 | 342,166 | 0.86273 | 1,105,345 | 15.2 |
| **70** | 0.15619 | 10,002 | 0.03388 | 64,040 | 295,195 | 0.78415 | 763,179 | 11.9 |
| **75** | 0.28656 | 15,485 | 0.06690 | 54,038 | 231,477 | 0.50537 [c] | 467,984 | 8.7 |
| **80+** | 1.00000 | 38,553 | 0.16301 | 38,553 | 236,506 | - | 236,506 | 6.1 |
| **Lelaki** *Male* | | | | | | | | |
| **0** | 0.00844 | 844 | 0.00851 | 100,000 | 99,212 | 0.99129 [a] | 6,961,726 | 69.6 |
| **1** | 0.00081 | 81 | 0.00020 | 99,156 | 396,433 | 0.99892 [b] | 6,862,513 | 69.2 |
| **5** | 0.00107 | 106 | 0.00021 | 99,075 | 495,112 | 0.99947 | 6,466,080 | 65.3 |
| **10** | 0.00000 | - | 0.00000 | 98,969 | 494,847 | 0.99781 | 5,970,968 | 60.3 |
| **15** | 0.00438 | 433 | 0.00088 | 98,969 | 493,764 | 0.99359 | 5,476,121 | 55.3 |
| **20** | 0.00845 | 833 | 0.00170 | 98,536 | 490,600 | 0.99336 | 4,982,357 | 50.6 |
| **25** | 0.00482 | 471 | 0.00097 | 97,704 | 487,340 | 0.99377 | 4,491,757 | 46.0 |
| **30** | 0.00764 | 743 | 0.00153 | 97,232 | 484,305 | 0.98826 | 4,004,417 | 41.2 |
| **35** | 0.01587 | 1,531 | 0.00320 | 96,490 | 478,619 | 0.97617 | 3,520,112 | 36.5 |
| **40** | 0.03193 | 3,032 | 0.00649 | 94,958 | 467,212 | 0.95698 | 3,041,493 | 32.0 |
| **45** | 0.05447 | 5,007 | 0.01120 | 91,927 | 447,115 | 0.94606 | 2,574,281 | 28.0 |
| **50** | 0.05337 | 4,639 | 0.01097 | 86,919 | 422,999 | 0.93646 | 2,127,167 | 24.5 |
| **55** | 0.07428 | 6,112 | 0.01543 | 82,280 | 396,121 | 0.90911 | 1,704,168 | 20.7 |
| **60** | 0.10883 | 8,289 | 0.02302 | 76,168 | 360,119 | 0.86549 | 1,308,047 | 17.2 |
| **65** | 0.16332 | 11,086 | 0.03557 | 67,879 | 311,680 | 0.82614 | 947,928 | 14.0 |
| **70** | 0.18644 | 10,589 | 0.04112 | 56,793 | 257,493 | 0.75933 | 636,248 | 11.2 |
| **75** | 0.30733 | 14,200 | 0.07263 | 46,204 | 195,521 | 0.48378 [c] | 378,755 | 8.2 |
| **80+** | 1.00000 | 32,004 | 0.17466 | 32,004 | 183,234 | - | 183,234 | 5.7 |
| **Perempuan** *Female* | | | | | | | | |
| **0** | 0.00657 | 657 | 0.00661 | 100,000 | 99,389 | 0.99262 [a] | 7,461,335 | 74.6 |
| **1** | 0.00183 | 182 | 0.00046 | 99,343 | 396,920 | 0.99899 [b] | 7,361,946 | 74.1 |
| **5** | 0.00000 | - | 0.00000 | 99,161 | 495,806 | 0.99945 | 6,965,026 | 70.2 |
| **10** | 0.00110 | 109 | 0.00022 | 99,161 | 495,534 | 0.99896 | 6,469,220 | 65.2 |
| **15** | 0.00098 | 97 | 0.00020 | 99,052 | 495,018 | 0.99853 | 5,973,686 | 60.3 |
| **20** | 0.00195 | 193 | 0.00039 | 98,955 | 494,291 | 0.99796 | 5,478,668 | 55.4 |
| **25** | 0.00212 | 209 | 0.00042 | 98,762 | 493,284 | 0.99513 | 4,984,377 | 50.5 |
| **30** | 0.00762 | 751 | 0.00153 | 98,552 | 490,884 | 0.99170 | 4,491,093 | 45.6 |
| **35** | 0.00900 | 880 | 0.00181 | 97,802 | 486,808 | 0.98937 | 4,000,208 | 40.9 |
| **40** | 0.01227 | 1,189 | 0.00247 | 96,921 | 481,634 | 0.97864 | 3,513,400 | 36.2 |
| **45** | 0.03056 | 2,926 | 0.00621 | 95,732 | 471,347 | 0.96118 | 3,031,766 | 31.7 |
| **50** | 0.04734 | 4,393 | 0.00970 | 92,806 | 453,049 | 0.95176 | 2,560,419 | 27.6 |
| **55** | 0.04919 | 4,349 | 0.01009 | 88,413 | 431,194 | 0.93836 | 2,107,370 | 23.8 |
| **60** | 0.07473 | 6,283 | 0.01553 | 84,064 | 404,615 | 0.92182 | 1,676,176 | 19.9 |
| **65** | 0.08190 | 6,370 | 0.01708 | 77,782 | 372,984 | 0.89500 | 1,271,560 | 16.3 |
| **70** | 0.13016 | 9,295 | 0.02785 | 71,412 | 333,820 | 0.80395 | 898,577 | 12.6 |
| **75** | 0.27178 | 16,882 | 0.06291 | 62,116 | 268,376 | 0.52479 [c] | 564,756 | 9.1 |
| **80+** | 1.00000 | 45,234 | 0.15262 | 45,234 | 296,380 | - | 296,380 | 6.6 |

**Nota:** *Notes:*

[a] **Daripada umur 0 hingga kumpulan umur 1-4**
*From age of 0 to age group 1-4*

[b] **Daripada umur 0, kumpulan umur 1-4 hingga kumpulan umur 5-9**
*From age of 0, age group 1-4 to age group 5-9*

[c] **Daripada umur 75 hingga 80+**
*From age of 75 to 80+*

[p] **Permulaan**
*Preliminary*

**Jadual 4.5.5: Jadual hayat ringkas mengikut jantina dan umur, Seremban, Negeri Sembilan, 2025[p]**

*Table 4.5.5: Abridged life table by sex and age, Seremban, Negeri Sembilan, 2025[p]*

| **Umur** *Age* | **Kebarangkalian mati di antara umur x dan umur x+n** *Probability of dying between age x and age x+n* | **Bilangan kematian di antara umur x dan umur x+n** *Number of deaths between age x and age x+n* | **Kadar tengah mortaliti di antara umur x dan umur x+n** *Central mortality rate between age x and age x+n* | **Penakat (orang yang masih hidup) pada umur tepat x** *Survivors at exact age x* | **Bilangan orang hidup-tahun di antara umur x dan umur x+n** *Number of person-years lived between age x and age x+n* | **Nisbah ketakatan** *Survival ratio* | **Jumlah bilangan orang hidup-tahun selepas umur tepat x** *Total number of person-years lived after exact age x* | **Jangkaan hayat** *Life expectancy* |
|---|---|---|---|---|---|---|---|---|
| **x** | $_nq_x$ | $_nd_x$ | $_nm_x$ | $l_x$ | $_nL_x$ | $_nS_x$ | $T_x$ | $e_x$ |
| **Lelaki dan Perempuan** *Both sexes* | | | | | | | | |
| **0** | 0.00856 | 856 | 0.00863 | 100,000 | 99,209 | 0.99112 [a] | 7,532,375 | 75.3 |
| **1** | 0.00090 | 89 | 0.00022 | 99,144 | 396,353 | 0.99913 [b] | 7,433,167 | 75.0 |
| **5** | 0.00059 | 58 | 0.00012 | 99,055 | 495,128 | 0.99927 | 7,036,814 | 71.0 |
| **10** | 0.00087 | 87 | 0.00018 | 98,997 | 494,766 | 0.99784 | 6,541,686 | 66.1 |
| **15** | 0.00345 | 342 | 0.00069 | 98,910 | 493,696 | 0.99677 | 6,046,919 | 61.1 |
| **20** | 0.00300 | 296 | 0.00060 | 98,568 | 492,102 | 0.99686 | 5,553,223 | 56.3 |
| **25** | 0.00328 | 322 | 0.00066 | 98,273 | 490,558 | 0.99620 | 5,061,121 | 51.5 |
| **30** | 0.00433 | 424 | 0.00087 | 97,951 | 488,693 | 0.99449 | 4,570,562 | 46.7 |
| **35** | 0.00670 | 653 | 0.00134 | 97,527 | 486,000 | 0.99100 | 4,081,869 | 41.9 |
| **40** | 0.01132 | 1,097 | 0.00228 | 96,874 | 481,625 | 0.98443 | 3,595,869 | 37.1 |
| **45** | 0.01986 | 1,902 | 0.00401 | 95,777 | 474,127 | 0.97495 | 3,114,244 | 32.5 |
| **50** | 0.03034 | 2,848 | 0.00616 | 93,874 | 462,251 | 0.95750 | 2,640,117 | 28.1 |
| **55** | 0.05505 | 5,011 | 0.01132 | 91,026 | 442,605 | 0.94087 | 2,177,866 | 23.9 |
| **60** | 0.06344 | 5,457 | 0.01310 | 86,015 | 416,435 | 0.91512 | 1,735,261 | 20.2 |
| **65** | 0.10777 | 8,682 | 0.02278 | 80,559 | 381,089 | 0.87463 | 1,318,826 | 16.4 |
| **70** | 0.14510 | 10,429 | 0.03129 | 71,877 | 333,312 | 0.82581 | 937,737 | 13.0 |
| **75** | 0.20822 | 12,795 | 0.04648 | 61,448 | 275,251 | 0.54461 [c] | 604,426 | 9.8 |
| **80+** | 1.00000 | 48,653 | 0.14780 | 48,653 | 329,175 | - | 329,175 | 6.8 |
| **Lelaki** *Male* | | | | | | | | |
| **0** | 0.00908 | 908 | 0.00916 | 100,000 | 99,154 | 0.99050 [a] | 7,278,565 | 72.8 |
| **1** | 0.00116 | 115 | 0.00029 | 99,092 | 396,095 | 0.99887 [b] | 7,179,411 | 72.5 |
| **5** | 0.00079 | 79 | 0.00016 | 98,977 | 494,690 | 0.99898 | 6,783,315 | 68.5 |
| **10** | 0.00124 | 123 | 0.00025 | 98,899 | 494,186 | 0.99694 | 6,288,626 | 63.6 |
| **15** | 0.00488 | 482 | 0.00098 | 98,776 | 492,673 | 0.99542 | 5,794,440 | 58.7 |
| **20** | 0.00427 | 420 | 0.00086 | 98,293 | 490,417 | 0.99543 | 5,301,766 | 53.9 |
| **25** | 0.00486 | 476 | 0.00098 | 97,873 | 488,176 | 0.99489 | 4,811,349 | 49.2 |
| **30** | 0.00536 | 522 | 0.00107 | 97,397 | 485,682 | 0.99303 | 4,323,173 | 44.4 |
| **35** | 0.00858 | 832 | 0.00172 | 96,876 | 482,299 | 0.98834 | 3,837,491 | 39.6 |
| **40** | 0.01476 | 1,418 | 0.00297 | 96,044 | 476,675 | 0.97973 | 3,355,192 | 34.9 |
| **45** | 0.02585 | 2,446 | 0.00524 | 94,626 | 467,014 | 0.96886 | 2,878,518 | 30.4 |
| **50** | 0.03657 | 3,371 | 0.00745 | 92,180 | 452,471 | 0.94476 | 2,411,503 | 26.2 |
| **55** | 0.07462 | 6,627 | 0.01550 | 88,808 | 427,476 | 0.92097 | 1,959,033 | 22.1 |
| **60** | 0.08379 | 6,886 | 0.01749 | 82,182 | 393,693 | 0.89025 | 1,531,557 | 18.6 |
| **65** | 0.13808 | 10,397 | 0.02966 | 75,296 | 350,486 | 0.84434 | 1,137,864 | 15.1 |
| **70** | 0.17605 | 11,426 | 0.03861 | 64,899 | 295,931 | 0.79622 | 787,377 | 12.1 |
| **75** | 0.23743 | 12,696 | 0.05388 | 53,473 | 235,627 | 0.52055 [c] | 491,447 | 9.2 |
| **80+** | 1.00000 | 40,777 | 0.15940 | 40,777 | 255,820 | - | 255,820 | 6.3 |
| **Perempuan** *Female* | | | | | | | | |
| **0** | 0.00800 | 800 | 0.00806 | 100,000 | 99,259 | 0.99181 [a] | 7,813,317 | 78.1 |
| **1** | 0.00062 | 62 | 0.00016 | 99,200 | 396,647 | 0.99938 [b] | 7,714,057 | 77.8 |
| **5** | 0.00038 | 38 | 0.00008 | 99,139 | 495,597 | 0.99957 | 7,317,410 | 73.8 |
| **10** | 0.00047 | 47 | 0.00009 | 99,100 | 495,385 | 0.99886 | 6,821,813 | 68.8 |
| **15** | 0.00182 | 180 | 0.00036 | 99,054 | 494,818 | 0.99833 | 6,326,428 | 63.9 |
| **20** | 0.00152 | 151 | 0.00030 | 98,874 | 493,992 | 0.99843 | 5,831,609 | 59.0 |
| **25** | 0.00162 | 160 | 0.00032 | 98,723 | 493,216 | 0.99765 | 5,337,617 | 54.1 |
| **30** | 0.00308 | 304 | 0.00062 | 98,563 | 492,057 | 0.99619 | 4,844,401 | 49.2 |
| **35** | 0.00454 | 446 | 0.00091 | 98,260 | 490,183 | 0.99390 | 4,352,344 | 44.3 |
| **40** | 0.00766 | 749 | 0.00154 | 97,814 | 487,195 | 0.98928 | 3,862,161 | 39.5 |
| **45** | 0.01380 | 1,339 | 0.00278 | 97,064 | 481,974 | 0.98115 | 3,374,966 | 34.8 |
| **50** | 0.02398 | 2,296 | 0.00485 | 95,725 | 472,887 | 0.96959 | 2,892,992 | 30.2 |
| **55** | 0.03699 | 3,456 | 0.00754 | 93,430 | 458,508 | 0.95973 | 2,420,104 | 25.9 |
| **60** | 0.04368 | 3,930 | 0.00893 | 89,973 | 440,042 | 0.93853 | 1,961,596 | 21.8 |
| **65** | 0.08007 | 6,889 | 0.01668 | 86,043 | 412,993 | 0.90256 | 1,521,554 | 17.7 |
| **70** | 0.11633 | 9,208 | 0.02470 | 79,154 | 372,751 | 0.85295 | 1,108,561 | 14.0 |
| **75** | 0.18182 | 12,718 | 0.04000 | 69,946 | 317,938 | 0.56791 [c] | 735,811 | 10.5 |
| **80+** | 1.00000 | 57,229 | 0.13695 | 57,229 | 417,873 | - | 417,873 | 7.3 |

**Nota:** *Notes:*

[a] **Daripada umur 0 hingga kumpulan umur 1-4**
*From age of 0 to age group 1-4*

[b] **Daripada umur 0, kumpulan umur 1-4 hingga kumpulan umur 5-9**
*From age of 0, age group 1-4 to age group 5-9*

[c] **Daripada umur 75 hingga 80+**
*From age of 75 to 80+*

[p] **Permulaan**
*Preliminary*

**Jadual 4.5.6: Jadual hayat ringkas mengikut jantina dan umur, Tampin, Negeri Sembilan, 2025[P]**

*Table 4.5.6: Abridged life table by sex and age, Tampin, Negeri Sembilan, 2025 [P]*

| Umur *Age* | Kebarangkalian mati di antara umur x dan umur x+n *Probability of dying between age x and age x+n* | Bilangan kematian di antara umur x dan umur x+n *Number of deaths between age x and age x+n* | Kadar tengah mortaliti di antara umur x dan umur x+n *Central mortality rate between age x and age x+n* | Penakat (orang yang masih hidup) pada umur tepat x *Survivors at exact age x* | Bilangan orang hidup-tahun di antara umur x dan umur x+n *Number of person-years lived between age x and age x+n* | Nisbah ketakatan *Survival ratio* | Jumlah bilangan orang hidup-tahun selepas umur tepat x *Total number of person-years lived after exact age x* | Jangkaan hayat *Life expectancy* |
|---|---|---|---|---|---|---|---|---|
| x | $_nq_x$ | $_nd_x$ | $_nm_x$ | $l_x$ | $_nL_x$ | $_nS_x$ | $T_x$ | $e_x$ |
| **Lelaki dan Perempuan** *Both sexes* | | | | | | | | |
| **0** | 0.00887 | 887 | 0.00894 | 100,000 | 99,181 | 0.99058 [a] | 7,224,854 | 72.2 |
| **1** | 0.00139 | 138 | 0.00035 | 99,113 | 396,110 | 0.99849 [b] | 7,125,673 | 71.9 |
| **5** | 0.00135 | 133 | 0.00027 | 98,975 | 494,543 | 0.99905 | 6,729,564 | 68.0 |
| **10** | 0.00056 | 55 | 0.00011 | 98,842 | 494,072 | 0.99831 | 6,235,021 | 63.1 |
| **15** | 0.00282 | 278 | 0.00056 | 98,787 | 493,239 | 0.99421 | 5,740,949 | 58.1 |
| **20** | 0.00877 | 863 | 0.00176 | 98,509 | 490,385 | 0.99198 | 5,247,710 | 53.3 |
| **25** | 0.00726 | 709 | 0.00146 | 97,645 | 486,453 | 0.99309 | 4,757,325 | 48.7 |
| **30** | 0.00655 | 635 | 0.00131 | 96,936 | 483,092 | 0.99224 | 4,270,872 | 44.1 |
| **35** | 0.00898 | 865 | 0.00180 | 96,301 | 479,342 | 0.98514 | 3,787,780 | 39.3 |
| **40** | 0.02080 | 1,985 | 0.00420 | 95,436 | 472,217 | 0.97432 | 3,308,438 | 34.7 |
| **45** | 0.03065 | 2,865 | 0.00623 | 93,451 | 460,093 | 0.96612 | 2,836,220 | 30.3 |
| **50** | 0.03721 | 3,371 | 0.00758 | 90,586 | 444,504 | 0.95091 | 2,376,128 | 26.2 |
| **55** | 0.06144 | 5,358 | 0.01268 | 87,216 | 422,682 | 0.93343 | 1,931,623 | 22.1 |
| **60** | 0.07204 | 5,897 | 0.01495 | 81,857 | 394,544 | 0.90229 | 1,508,941 | 18.4 |
| **65** | 0.12537 | 9,523 | 0.02675 | 75,960 | 355,993 | 0.83797 | 1,114,397 | 14.7 |
| **70** | 0.20394 | 13,549 | 0.04542 | 66,437 | 298,313 | 0.76250 | 758,404 | 11.4 |
| **75** | 0.27966 | 14,791 | 0.06502 | 52,888 | 227,464 | 0.50561 [c] | 460,091 | 8.7 |
| **80+** | 1.00000 | 38,098 | 0.16377 | 38,098 | 232,627 | - | 232,627 | 6.1 |
| **Lelaki** *Male* | | | | | | | | |
| **0** | 0.00722 | 722 | 0.00727 | 100,000 | 99,324 | 0.99262 [a] | 6,977,134 | 69.8 |
| **1** | 0.00054 | 53 | 0.00013 | 99,278 | 396,986 | 0.99940 [b] | 6,877,810 | 69.3 |
| **5** | 0.00046 | 45 | 0.00009 | 99,225 | 496,011 | 0.99923 | 6,480,824 | 65.3 |
| **10** | 0.00109 | 108 | 0.00022 | 99,180 | 495,627 | 0.99735 | 5,984,813 | 60.3 |
| **15** | 0.00422 | 418 | 0.00085 | 99,071 | 494,312 | 0.99147 | 5,489,186 | 55.4 |
| **20** | 0.01286 | 1,269 | 0.00259 | 98,653 | 490,095 | 0.99025 | 4,994,874 | 50.6 |
| **25** | 0.00660 | 642 | 0.00132 | 97,385 | 485,317 | 0.99233 | 4,504,779 | 46.3 |
| **30** | 0.00875 | 846 | 0.00176 | 96,742 | 481,595 | 0.99178 | 4,019,462 | 41.5 |
| **35** | 0.00769 | 738 | 0.00154 | 95,896 | 477,635 | 0.98428 | 3,537,867 | 36.9 |
| **40** | 0.02381 | 2,265 | 0.00482 | 95,158 | 470,128 | 0.96991 | 3,060,232 | 32.2 |
| **45** | 0.03653 | 3,394 | 0.00744 | 92,893 | 455,981 | 0.95519 | 2,590,104 | 27.9 |
| **50** | 0.05340 | 4,779 | 0.01097 | 89,499 | 435,549 | 0.93197 | 2,134,123 | 23.8 |
| **55** | 0.08348 | 7,072 | 0.01742 | 84,720 | 405,919 | 0.91285 | 1,698,574 | 20.0 |
| **60** | 0.09115 | 7,078 | 0.01910 | 77,648 | 370,545 | 0.87311 | 1,292,655 | 16.6 |
| **65** | 0.16621 | 11,730 | 0.03626 | 70,570 | 323,527 | 0.79487 | 922,110 | 13.1 |
| **70** | 0.25181 | 14,817 | 0.05762 | 58,840 | 257,161 | 0.70820 | 598,583 | 10.2 |
| **75** | 0.34525 | 15,199 | 0.08346 | 44,024 | 182,121 | 0.46658 [c] | 341,423 | 7.8 |
| **80+** | 1.00000 | 28,825 | 0.18094 | 28,825 | 159,301 | - | 159,301 | 5.5 |
| **Perempuan** *Female* | | | | | | | | |
| **0** | 0.01065 | 1,065 | 0.01075 | 100,000 | 99,022 | 0.98838 [a] | 7,508,638 | 75.1 |
| **1** | 0.00232 | 229 | 0.00058 | 98,935 | 395,169 | 0.99755 [b] | 7,409,616 | 74.9 |
| **5** | 0.00222 | 219 | 0.00044 | 98,706 | 492,982 | 0.99889 | 7,014,447 | 71.1 |
| **10** | 0.00000 | - | 0.00000 | 98,487 | 492,435 | 0.99926 | 6,521,465 | 66.2 |
| **15** | 0.00147 | 145 | 0.00029 | 98,487 | 492,073 | 0.99734 | 6,029,030 | 61.2 |
| **20** | 0.00385 | 379 | 0.00077 | 98,342 | 490,763 | 0.99394 | 5,536,957 | 56.3 |
| **25** | 0.00827 | 810 | 0.00166 | 97,963 | 487,791 | 0.99415 | 5,046,194 | 51.5 |
| **30** | 0.00341 | 332 | 0.00068 | 97,153 | 484,938 | 0.99264 | 4,558,403 | 46.9 |
| **35** | 0.01133 | 1,097 | 0.00228 | 96,822 | 481,368 | 0.98605 | 4,073,465 | 42.1 |
| **40** | 0.01661 | 1,590 | 0.00335 | 95,725 | 474,651 | 0.97951 | 3,592,097 | 37.5 |
| **45** | 0.02443 | 2,300 | 0.00495 | 94,135 | 464,926 | 0.97745 | 3,117,446 | 33.1 |
| **50** | 0.02062 | 1,894 | 0.00417 | 91,835 | 454,443 | 0.96809 | 2,652,520 | 28.9 |
| **55** | 0.04344 | 3,907 | 0.00888 | 89,942 | 439,942 | 0.95192 | 2,198,077 | 24.4 |
| **60** | 0.05293 | 4,554 | 0.01087 | 86,035 | 418,789 | 0.92918 | 1,758,134 | 20.4 |
| **65** | 0.08971 | 7,310 | 0.01878 | 81,481 | 389,130 | 0.87738 | 1,339,345 | 16.4 |
| **70** | 0.15877 | 11,776 | 0.03449 | 74,171 | 341,416 | 0.81433 | 950,215 | 12.8 |
| **75** | 0.21764 | 13,580 | 0.04884 | 62,395 | 278,027 | 0.54332 [c] | 608,799 | 9.8 |
| **80+** | 1.00000 | 48,816 | 0.14758 | 48,816 | 330,772 | - | 330,772 | 6.8 |

**Nota:** *Notes:*

[a] **Daripada umur 0 hingga kumpulan umur 1-4**
*From age of 0 to age group 1-4*

[b] **Daripada umur 0, kumpulan umur 1-4 hingga kumpulan umur 5-9**
*From age of 0, age group 1-4 to age group 5-9*

[c] **Daripada umur 75 hingga 80+**
*From age of 75 to 80+*

[P] **Permulaan**
*Preliminary*

**Jadual 4.5.7: Jadual hayat ringkas mengikut jantina dan umur, Jempol, Negeri Sembilan, 2025[p]**

*Table 4.5.7: Abridged life table by sex and age, Jempol, Negeri Sembilan, 2025 [p]*

| Umur *Age* | Kebarangkalian mati di antara umur x dan umur x+n *Probability of dying between age x and age x+n* | Bilangan kematian di antara umur x dan umur x+n *Number of deaths between age x and age x+n* | Kadar tengah mortaliti di antara umur x dan umur x+n *Central mortality rate between age x and age x+n* | Penakat (orang yang masih hidup) pada umur tepat x *Survivors at exact age x* | Bilangan orang hidup-tahun di antara umur x dan umur x+n *Number of person-years lived between age x and age x+n* | Nisbah ketakatan *Survival ratio* | Jumlah bilangan orang hidup-tahun selepas umur tepat x *Total number of person-years lived after exact age x* | Jangkaan hayat *Life expectancy* |
|---|---|---|---|---|---|---|---|---|
| x | $_nq_x$ | $_nd_x$ | $_nm_x$ | $l_x$ | $_nL_x$ | $_nS_x$ | $T_x$ | $e_x$ |
| **Lelaki dan Perempuan** *Both sexes* | | | | | | | | |
| **0** | 0.00795 | 795 | 0.00801 | 100,000 | 99,264 | 0.99156 [a] | 7,159,731 | 71.6 |
| **1** | 0.00123 | 122 | 0.00031 | 99,205 | 396,515 | 0.99857 [b] | 7,060,467 | 71.2 |
| **5** | 0.00138 | 137 | 0.00028 | 99,083 | 495,072 | 0.99867 | 6,663,952 | 67.3 |
| **10** | 0.00127 | 126 | 0.00025 | 98,946 | 494,415 | 0.99575 | 6,168,880 | 62.3 |
| **15** | 0.00724 | 715 | 0.00145 | 98,820 | 492,312 | 0.99289 | 5,674,465 | 57.4 |
| **20** | 0.00698 | 685 | 0.00140 | 98,105 | 488,812 | 0.99296 | 5,182,153 | 52.8 |
| **25** | 0.00709 | 690 | 0.00142 | 97,420 | 485,372 | 0.99287 | 4,693,341 | 48.2 |
| **30** | 0.00718 | 695 | 0.00144 | 96,729 | 481,909 | 0.98771 | 4,207,969 | 43.5 |
| **35** | 0.01743 | 1,674 | 0.00352 | 96,035 | 475,989 | 0.98039 | 3,726,059 | 38.8 |
| **40** | 0.02183 | 2,060 | 0.00441 | 94,361 | 466,654 | 0.97167 | 3,250,070 | 34.4 |
| **45** | 0.03497 | 3,228 | 0.00712 | 92,301 | 453,434 | 0.96131 | 2,783,416 | 30.2 |
| **50** | 0.04253 | 3,789 | 0.00869 | 89,073 | 435,893 | 0.95027 | 2,329,982 | 26.2 |
| **55** | 0.05725 | 4,882 | 0.01179 | 85,284 | 414,216 | 0.93456 | 1,894,089 | 22.2 |
| **60** | 0.07414 | 5,961 | 0.01540 | 80,402 | 387,109 | 0.89329 | 1,479,873 | 18.4 |
| **65** | 0.14189 | 10,562 | 0.03054 | 74,441 | 345,802 | 0.83729 | 1,092,765 | 14.7 |
| **70** | 0.18697 | 11,943 | 0.04125 | 63,879 | 289,538 | 0.77716 | 746,963 | 11.7 |
| **75** | 0.26695 | 13,864 | 0.06161 | 51,936 | 225,018 | 0.50808 [c] | 457,425 | 8.8 |
| **80+** | 1.00000 | 38,072 | 0.16381 | 38,072 | 232,407 | - | 232,407 | 6.1 |
| **Lelaki** *Male* | | | | | | | | |
| **0** | 0.00665 | 665 | 0.00670 | 100,000 | 99,376 | 0.99263 [a] | 6,867,540 | 68.7 |
| **1** | 0.00170 | 169 | 0.00042 | 99,335 | 396,940 | 0.99824 [b] | 6,768,164 | 68.1 |
| **5** | 0.00157 | 156 | 0.00032 | 99,166 | 495,440 | 0.99870 | 6,371,224 | 64.2 |
| **10** | 0.00102 | 101 | 0.00020 | 99,010 | 494,797 | 0.99378 | 5,875,784 | 59.3 |
| **15** | 0.01142 | 1,130 | 0.00230 | 98,909 | 491,720 | 0.98971 | 5,380,987 | 54.4 |
| **20** | 0.00915 | 894 | 0.00184 | 97,779 | 486,661 | 0.99025 | 4,889,267 | 50.0 |
| **25** | 0.01037 | 1,004 | 0.00208 | 96,885 | 481,914 | 0.99014 | 4,402,606 | 45.4 |
| **30** | 0.00935 | 896 | 0.00188 | 95,881 | 477,162 | 0.98489 | 3,920,692 | 40.9 |
| **35** | 0.02092 | 1,987 | 0.00423 | 94,984 | 469,953 | 0.97510 | 3,443,530 | 36.3 |
| **40** | 0.02896 | 2,694 | 0.00588 | 92,997 | 458,251 | 0.96245 | 2,973,578 | 32.0 |
| **45** | 0.04640 | 4,190 | 0.00950 | 90,303 | 441,041 | 0.94949 | 2,515,327 | 27.9 |
| **50** | 0.05482 | 4,721 | 0.01127 | 86,113 | 418,764 | 0.93509 | 2,074,286 | 24.1 |
| **55** | 0.07558 | 6,151 | 0.01571 | 81,392 | 391,584 | 0.91934 | 1,655,522 | 20.3 |
| **60** | 0.08617 | 6,483 | 0.01801 | 75,241 | 359,997 | 0.86108 | 1,263,938 | 16.8 |
| **65** | 0.19665 | 13,521 | 0.04362 | 68,758 | 309,985 | 0.79202 | 903,941 | 13.1 |
| **70** | 0.22208 | 12,267 | 0.04996 | 55,236 | 245,515 | 0.74100 | 593,956 | 10.8 |
| **75** | 0.30646 | 13,169 | 0.07238 | 42,969 | 181,926 | 0.47789 [c] | 348,441 | 8.1 |
| **80+** | 1.00000 | 29,801 | 0.17897 | 29,801 | 166,515 | - | 166,515 | 5.6 |
| **Perempuan** *Female* | | | | | | | | |
| **0** | 0.00924 | 924 | 0.00932 | 100,000 | 99,148 | 0.99054 [a] | 7,509,274 | 75.1 |
| **1** | 0.00073 | 72 | 0.00018 | 99,076 | 396,124 | 0.99889 [b] | 7,410,126 | 74.8 |
| **5** | 0.00120 | 118 | 0.00024 | 99,004 | 494,723 | 0.99864 | 7,014,002 | 70.8 |
| **10** | 0.00153 | 151 | 0.00031 | 98,885 | 494,050 | 0.99790 | 6,519,280 | 65.9 |
| **15** | 0.00269 | 265 | 0.00054 | 98,735 | 493,010 | 0.99631 | 6,025,230 | 61.0 |
| **20** | 0.00469 | 462 | 0.00094 | 98,469 | 491,193 | 0.99616 | 5,532,220 | 56.2 |
| **25** | 0.00299 | 293 | 0.00060 | 98,008 | 489,306 | 0.99631 | 5,041,027 | 51.4 |
| **30** | 0.00439 | 429 | 0.00088 | 97,715 | 487,502 | 0.99120 | 4,551,721 | 46.6 |
| **35** | 0.01324 | 1,288 | 0.00267 | 97,286 | 483,210 | 0.98678 | 4,064,219 | 41.8 |
| **40** | 0.01320 | 1,267 | 0.00266 | 95,998 | 476,822 | 0.98261 | 3,581,009 | 37.3 |
| **45** | 0.02165 | 2,050 | 0.00438 | 94,731 | 468,529 | 0.97445 | 3,104,187 | 32.8 |
| **50** | 0.02955 | 2,738 | 0.00600 | 92,681 | 456,557 | 0.96502 | 2,635,658 | 28.4 |
| **55** | 0.04059 | 3,650 | 0.00829 | 89,942 | 440,585 | 0.94832 | 2,179,101 | 24.2 |
| **60** | 0.06323 | 5,457 | 0.01306 | 86,292 | 417,817 | 0.91963 | 1,738,517 | 20.1 |
| **65** | 0.09867 | 7,976 | 0.02076 | 80,835 | 384,236 | 0.87586 | 1,320,699 | 16.3 |
| **70** | 0.15240 | 11,104 | 0.03300 | 72,859 | 336,536 | 0.81699 | 936,463 | 12.9 |
| **75** | 0.21912 | 13,532 | 0.04921 | 61,755 | 274,947 | 0.54170 [c] | 599,926 | 9.7 |
| **80+** | 1.00000 | 48,224 | 0.14839 | 48,224 | 324,979 | - | 324,979 | 6.7 |

**Nota:** *Notes:*

[a] **Daripada umur 0 hingga kumpulan umur 1-4**
*From age of 0 to age group 1-4*

[b] **Daripada umur 0, kumpulan umur 1-4 hingga kumpulan umur 5-9**
*From age of 0, age group 1-4 to age group 5-9*

[c] **Daripada umur 75 hingga 80+**
*From age of 75 to 80+*

[p] **Permulaan**
*Preliminary*

# NEGERI & DAERAH PENTADBIRAN

## *STATE & ADMINISTRATIVE DISTRICT*

# PAHANG

# 2025p

**Muka surat ini sengaja dibiarkan kosong**

*This page is deliberately left blank*

**Jadual 4.6: Jadual hayat ringkas mengikut jantina dan umur, Pahang, 2025[p]**

*Table 4.6: Abridged life table by sex and age, Pahang, 2025 [p]*

| **Umur** *Age* | **Kebarangkalian mati di antara umur x dan umur x+n** *Probability of dying between age x and age x+n* | **Bilangan kematian di antara umur x dan umur x+n** *Number of deaths between age x and age x+n* | **Kadar tengah mortaliti di antara umur x dan umur x+n** *Central mortality rate between age x and age x+n* | **Penakat (orang yang masih hidup) pada umur tepat x** *Survivors at exact age x* | **Bilangan orang hidup-tahun di antara umur x dan umur x+n** *Number of person-years lived between age x and age x+n* | **Nisbah ketakatan** *Survival ratio* | **Jumlah bilangan orang hidup-tahun selepas umur tepat x** *Total number of person-years lived after exact age x* | **Jangkaan hayat** *Life expectancy* |
|---|---|---|---|---|---|---|---|---|
| **x** | $_nq_x$ | $_nd_x$ | $_nm_x$ | $l_x$ | $_nL_x$ | $_nS_x$ | $T_x$ | $e_x$ |
| **Lelaki dan Perempuan** *Both sexes* | | | | | | | | |
| **0** | 0.00746 | 746 | 0.00752 | 100,000 | 99,308 | 0.99185 [a] | 7,333,027 | 73.3 |
| **1** | 0.00160 | 159 | 0.00040 | 99,254 | 396,619 | 0.99865 [b] | 7,233,719 | 72.9 |
| **5** | 0.00088 | 87 | 0.00018 | 99,095 | 495,255 | 0.99878 | 6,837,100 | 69.0 |
| **10** | 0.00157 | 156 | 0.00031 | 99,008 | 494,649 | 0.99757 | 6,341,845 | 64.1 |
| **15** | 0.00328 | 325 | 0.00066 | 98,852 | 493,448 | 0.99645 | 5,847,196 | 59.2 |
| **20** | 0.00381 | 375 | 0.00076 | 98,527 | 491,699 | 0.99565 | 5,353,747 | 54.3 |
| **25** | 0.00489 | 480 | 0.00098 | 98,152 | 489,560 | 0.99417 | 4,862,048 | 49.5 |
| **30** | 0.00677 | 661 | 0.00136 | 97,672 | 486,706 | 0.99132 | 4,372,488 | 44.8 |
| **35** | 0.01060 | 1,028 | 0.00213 | 97,011 | 482,482 | 0.98768 | 3,885,782 | 40.1 |
| **40** | 0.01406 | 1,350 | 0.00283 | 95,982 | 476,537 | 0.98261 | 3,403,300 | 35.5 |
| **45** | 0.02077 | 1,966 | 0.00420 | 94,632 | 468,247 | 0.97181 | 2,926,763 | 30.9 |
| **50** | 0.03577 | 3,315 | 0.00728 | 92,667 | 455,046 | 0.95486 | 2,458,516 | 26.5 |
| **55** | 0.05486 | 4,902 | 0.01128 | 89,352 | 434,505 | 0.93217 | 2,003,470 | 22.4 |
| **60** | 0.08154 | 6,886 | 0.01700 | 84,450 | 405,034 | 0.89400 | 1,568,965 | 18.6 |
| **65** | 0.13263 | 10,288 | 0.02841 | 77,564 | 362,100 | 0.84172 | 1,163,931 | 15.0 |
| **70** | 0.18786 | 12,638 | 0.04147 | 67,276 | 304,785 | 0.78459 | 801,831 | 11.9 |
| **75** | 0.24934 | 13,623 | 0.05697 | 54,638 | 239,131 | 0.51890 [c] | 497,046 | 9.1 |
| **80+** | 1.00000 | 41,014 | 0.15902 | 41,014 | 257,915 | - | 257,915 | 6.3 |
| **Lelaki** *Male* | | | | | | | | |
| **0** | 0.00770 | 770 | 0.00776 | 100,000 | 99,279 | 0.99166 [a] | 7,103,404 | 71.0 |
| **1** | 0.00157 | 156 | 0.00039 | 99,230 | 396,549 | 0.99863 [b] | 7,004,125 | 70.6 |
| **5** | 0.00088 | 87 | 0.00018 | 99,074 | 495,151 | 0.99863 | 6,607,576 | 66.7 |
| **10** | 0.00186 | 185 | 0.00037 | 98,987 | 494,472 | 0.99649 | 6,112,424 | 61.7 |
| **15** | 0.00516 | 510 | 0.00104 | 98,802 | 492,735 | 0.99466 | 5,617,952 | 56.9 |
| **20** | 0.00551 | 542 | 0.00111 | 98,292 | 490,105 | 0.99434 | 5,125,216 | 52.1 |
| **25** | 0.00581 | 568 | 0.00117 | 97,750 | 487,330 | 0.99314 | 4,635,112 | 47.4 |
| **30** | 0.00791 | 768 | 0.00159 | 97,182 | 483,988 | 0.98953 | 4,147,782 | 42.7 |
| **35** | 0.01305 | 1,258 | 0.00263 | 96,413 | 478,922 | 0.98525 | 3,663,794 | 38.0 |
| **40** | 0.01647 | 1,567 | 0.00332 | 95,155 | 471,858 | 0.97854 | 3,184,872 | 33.5 |
| **45** | 0.02653 | 2,483 | 0.00538 | 93,588 | 461,733 | 0.96419 | 2,713,014 | 29.0 |
| **50** | 0.04534 | 4,131 | 0.00928 | 91,105 | 445,198 | 0.94334 | 2,251,281 | 24.7 |
| **55** | 0.06852 | 5,959 | 0.01419 | 86,974 | 419,973 | 0.91506 | 1,806,083 | 20.8 |
| **60** | 0.10256 | 8,309 | 0.02162 | 81,015 | 384,302 | 0.86761 | 1,386,109 | 17.1 |
| **65** | 0.16562 | 12,041 | 0.03611 | 72,706 | 333,425 | 0.81166 | 1,001,808 | 13.8 |
| **70** | 0.21557 | 13,077 | 0.04832 | 60,664 | 270,629 | 0.74916 | 668,383 | 11.0 |
| **75** | 0.29581 | 14,077 | 0.06943 | 47,587 | 202,744 | 0.49028 [c] | 397,754 | 8.4 |
| **80+** | 1.00000 | 33,510 | 0.17184 | 33,510 | 195,010 | - | 195,010 | 5.8 |
| **Perempuan** *Female* | | | | | | | | |
| **0** | 0.00720 | 720 | 0.00725 | 100,000 | 99,332 | 0.99209 [a] | 7,607,644 | 76.1 |
| **1** | 0.00164 | 163 | 0.00041 | 99,280 | 396,715 | 0.99864 [b] | 7,508,312 | 75.6 |
| **5** | 0.00087 | 87 | 0.00017 | 99,117 | 495,370 | 0.99893 | 7,111,597 | 71.7 |
| **10** | 0.00127 | 125 | 0.00025 | 99,031 | 494,840 | 0.99877 | 6,616,227 | 66.8 |
| **15** | 0.00119 | 117 | 0.00024 | 98,905 | 494,233 | 0.99854 | 6,121,387 | 61.9 |
| **20** | 0.00173 | 171 | 0.00035 | 98,788 | 493,514 | 0.99735 | 5,627,153 | 57.0 |
| **25** | 0.00358 | 353 | 0.00072 | 98,617 | 492,204 | 0.99565 | 5,133,640 | 52.1 |
| **30** | 0.00512 | 504 | 0.00103 | 98,264 | 490,061 | 0.99371 | 4,641,436 | 47.2 |
| **35** | 0.00746 | 729 | 0.00150 | 97,760 | 486,979 | 0.99071 | 4,151,375 | 42.5 |
| **40** | 0.01113 | 1,080 | 0.00224 | 97,031 | 482,456 | 0.98703 | 3,664,396 | 37.8 |
| **45** | 0.01483 | 1,423 | 0.00299 | 95,951 | 476,199 | 0.97990 | 3,181,940 | 33.2 |
| **50** | 0.02545 | 2,406 | 0.00516 | 94,528 | 466,627 | 0.96708 | 2,705,740 | 28.6 |
| **55** | 0.04058 | 3,738 | 0.00828 | 92,122 | 451,267 | 0.94985 | 2,239,113 | 24.3 |
| **60** | 0.06013 | 5,314 | 0.01240 | 88,384 | 428,637 | 0.92008 | 1,787,847 | 20.2 |
| **65** | 0.10097 | 8,388 | 0.02127 | 83,070 | 394,381 | 0.87067 | 1,359,210 | 16.4 |
| **70** | 0.16087 | 12,014 | 0.03499 | 74,682 | 343,377 | 0.81871 | 964,829 | 12.9 |
| **75** | 0.20563 | 12,887 | 0.04584 | 62,668 | 281,126 | 0.54763 [c] | 621,452 | 9.9 |
| **80+** | 1.00000 | 49,782 | 0.14628 | 49,782 | 340,327 | - | 340,327 | 6.8 |

**Nota:** *Notes:*

[a] **Daripada umur 0 hingga kumpulan umur 1-4**
*From age of 0 to age group 1-4*

[b] **Daripada umur 0, kumpulan umur 1-4 hingga kumpulan umur 5-9**
*From age of 0, age group 1-4 to age group 5-9*

[c] **Daripada umur 75 hingga 80+**
*From age of 75 to 80+*

[p] **Permulaan**
*Preliminary*

**Jadual 4.6.1: Jadual hayat ringkas mengikut jantina dan umur, Bentong, Pahang, 2025[p]**

*Table 4.6.1: Abridged life table by sex and age, Bentong, Pahang, 2025 [p]*

| **Umur** *Age* | **Kebarangkalian mati di antara umur x dan umur x+n** *Probability of dying between age x and age x+n* | **Bilangan kematian di antara umur x dan umur x+n** *Number of deaths between age x and age x+n* | **Kadar tengah mortaliti di antara umur x dan umur x+n** *Central mortality rate between age x and age x+n* | **Penakat (orang yang masih hidup) pada umur tepat x** *Survivors at exact age x* | **Bilangan orang hidup-tahun di antara umur x dan umur x+n** *Number of person-years lived between age x and age x+n* | **Nisbah ketakatan** *Survival ratio* | **Jumlah bilangan orang hidup-tahun selepas umur tepat x** *Total number of person-years lived after exact age x* | **Jangkaan hayat** *Life expectancy* |
|---|---|---|---|---|---|---|---|---|
| **x** | $_nq_x$ | $_nd_x$ | $_nm_x$ | $l_x$ | $_nL_x$ | $_nS_x$ | $T_x$ | $e_x$ |
| **Lelaki dan Perempuan** *Both sexes* | | | | | | | | |
| **0** | 0.00833 | 833 | 0.00839 | 100,000 | 99,230 | 0.99087 [a] | 7,360,157 | 73.6 |
| **1** | 0.00188 | 186 | 0.00047 | 99,167 | 396,205 | 0.99817 [b] | 7,260,928 | 73.2 |
| **5** | 0.00153 | 152 | 0.00031 | 98,981 | 494,525 | 0.99840 | 6,864,723 | 69.4 |
| **10** | 0.00166 | 164 | 0.00033 | 98,829 | 493,736 | 0.99835 | 6,370,198 | 64.5 |
| **15** | 0.00164 | 162 | 0.00033 | 98,665 | 492,921 | 0.99679 | 5,876,462 | 59.6 |
| **20** | 0.00478 | 471 | 0.00096 | 98,503 | 491,339 | 0.99596 | 5,383,542 | 54.7 |
| **25** | 0.00330 | 324 | 0.00066 | 98,032 | 489,353 | 0.99660 | 4,892,202 | 49.9 |
| **30** | 0.00350 | 342 | 0.00070 | 97,709 | 487,689 | 0.99337 | 4,402,850 | 45.1 |
| **35** | 0.00977 | 951 | 0.00196 | 97,367 | 484,458 | 0.98900 | 3,915,160 | 40.2 |
| **40** | 0.01225 | 1,181 | 0.00247 | 96,416 | 479,128 | 0.98354 | 3,430,702 | 35.6 |
| **45** | 0.02073 | 1,974 | 0.00419 | 95,235 | 471,239 | 0.97205 | 2,951,575 | 31.0 |
| **50** | 0.03534 | 3,295 | 0.00719 | 93,261 | 458,066 | 0.95720 | 2,480,335 | 26.6 |
| **55** | 0.05054 | 4,547 | 0.01037 | 89,966 | 438,460 | 0.92592 | 2,022,269 | 22.5 |
| **60** | 0.09888 | 8,446 | 0.02080 | 85,419 | 405,977 | 0.88727 | 1,583,809 | 18.5 |
| **65** | 0.12810 | 9,860 | 0.02737 | 76,972 | 360,212 | 0.85691 | 1,177,832 | 15.3 |
| **70** | 0.16029 | 10,757 | 0.03485 | 67,112 | 308,668 | 0.79404 | 817,620 | 12.2 |
| **75** | 0.26036 | 14,672 | 0.05986 | 56,355 | 245,094 | 0.51843 [c] | 508,952 | 9.0 |
| **80+** | 1.00000 | 41,683 | 0.15797 | 41,683 | 263,858 | - | 263,858 | 6.3 |
| **Lelaki** *Male* | | | | | | | | |
| **0** | 0.00655 | 655 | 0.00659 | 100,000 | 99,385 | 0.99252 [a] | 7,150,840 | 71.5 |
| **1** | 0.00216 | 214 | 0.00054 | 99,345 | 396,873 | 0.99822 [b] | 7,051,455 | 71.0 |
| **5** | 0.00112 | 111 | 0.00022 | 99,131 | 495,377 | 0.99847 | 6,654,582 | 67.1 |
| **10** | 0.00195 | 193 | 0.00039 | 99,020 | 494,617 | 0.99748 | 6,159,204 | 62.2 |
| **15** | 0.00310 | 306 | 0.00062 | 98,827 | 493,369 | 0.99567 | 5,664,587 | 57.3 |
| **20** | 0.00558 | 549 | 0.00112 | 98,521 | 491,231 | 0.99544 | 5,171,218 | 52.5 |
| **25** | 0.00354 | 347 | 0.00071 | 97,972 | 488,991 | 0.99636 | 4,679,987 | 47.8 |
| **30** | 0.00375 | 366 | 0.00075 | 97,625 | 487,209 | 0.99178 | 4,190,996 | 42.9 |
| **35** | 0.01271 | 1,237 | 0.00256 | 97,259 | 483,202 | 0.98709 | 3,703,788 | 38.1 |
| **40** | 0.01312 | 1,260 | 0.00264 | 96,022 | 476,962 | 0.98004 | 3,220,585 | 33.5 |
| **45** | 0.02689 | 2,549 | 0.00545 | 94,763 | 467,442 | 0.96569 | 2,743,623 | 29.0 |
| **50** | 0.04194 | 3,867 | 0.00857 | 92,214 | 451,402 | 0.94763 | 2,276,181 | 24.7 |
| **55** | 0.06326 | 5,589 | 0.01306 | 88,347 | 427,762 | 0.90715 | 1,824,779 | 20.7 |
| **60** | 0.12444 | 10,298 | 0.02654 | 82,758 | 388,045 | 0.85453 | 1,397,017 | 16.9 |
| **65** | 0.16949 | 12,281 | 0.03704 | 72,460 | 331,597 | 0.82527 | 1,008,971 | 13.9 |
| **70** | 0.18104 | 10,895 | 0.03981 | 60,179 | 273,656 | 0.75788 | 677,375 | 11.3 |
| **75** | 0.31670 | 15,608 | 0.07526 | 49,284 | 207,399 | 0.48628 [c] | 403,718 | 8.2 |
| **80+** | 1.00000 | 33,676 | 0.17153 | 33,676 | 196,320 | - | 196,320 | 5.8 |
| **Perempuan** *Female* | | | | | | | | |
| **0** | 0.01024 | 1,024 | 0.01034 | 100,000 | 99,058 | 0.98913 [a] | 7,631,881 | 76.3 |
| **1** | 0.00160 | 158 | 0.00040 | 98,976 | 395,508 | 0.99805 [b] | 7,532,823 | 76.1 |
| **5** | 0.00197 | 195 | 0.00039 | 98,817 | 493,599 | 0.99834 | 7,137,315 | 72.2 |
| **10** | 0.00136 | 134 | 0.00027 | 98,623 | 492,778 | 0.99932 | 6,643,716 | 67.4 |
| **15** | 0.00000 | - | 0.00000 | 98,488 | 492,442 | 0.99819 | 6,150,938 | 62.5 |
| **20** | 0.00363 | 357 | 0.00073 | 98,488 | 491,549 | 0.99676 | 5,658,496 | 57.5 |
| **25** | 0.00285 | 280 | 0.00057 | 98,131 | 489,955 | 0.99706 | 5,166,946 | 52.7 |
| **30** | 0.00303 | 297 | 0.00061 | 97,851 | 488,513 | 0.99600 | 4,676,991 | 47.8 |
| **35** | 0.00497 | 485 | 0.00100 | 97,554 | 486,560 | 0.99206 | 4,188,478 | 42.9 |
| **40** | 0.01092 | 1,060 | 0.00220 | 97,070 | 482,698 | 0.98815 | 3,701,917 | 38.1 |
| **45** | 0.01279 | 1,228 | 0.00258 | 96,009 | 476,976 | 0.98000 | 3,219,219 | 33.5 |
| **50** | 0.02730 | 2,587 | 0.00554 | 94,781 | 467,437 | 0.96863 | 2,742,243 | 28.9 |
| **55** | 0.03556 | 3,278 | 0.00724 | 92,194 | 452,773 | 0.94749 | 2,274,806 | 24.7 |
| **60** | 0.07009 | 6,232 | 0.01453 | 88,915 | 428,997 | 0.92152 | 1,822,033 | 20.5 |
| **65** | 0.08751 | 7,236 | 0.01830 | 82,683 | 395,327 | 0.88753 | 1,393,037 | 16.8 |
| **70** | 0.13981 | 10,549 | 0.03006 | 75,448 | 350,866 | 0.82838 | 997,710 | 13.2 |
| **75** | 0.20860 | 13,538 | 0.04658 | 64,899 | 290,650 | 0.55066 [c] | 646,843 | 10.0 |
| **80+** | 1.00000 | 51,361 | 0.14419 | 51,361 | 356,193 | - | 356,193 | 6.9 |

**Nota:** *Notes:*

[a] **Daripada umur 0 hingga kumpulan umur 1-4**
*From age of 0 to age group 1-4*

[b] **Daripada umur 0, kumpulan umur 1-4 hingga kumpulan umur 5-9**
*From age of 0, age group 1-4 to age group 5-9*

[c] **Daripada umur 75 hingga 80+**
*From age of 75 to 80+*

[p] **Permulaan**
*Preliminary*

**Jadual 4.6.2: Jadual hayat ringkas mengikut jantina dan umur, Cameron Highlands, Pahang, 2025[P]**

*Table 4.6.2: Abridged life table by sex and age, Cameron Highlands, Pahang, 2025[P]*

| Umur *Age* | Kebarangkalian mati di antara umur x dan umur x+n *Probability of dying between age x and age x+n* | Bilangan kematian di antara umur x dan umur x+n *Number of deaths between age x and age x+n* | Kadar tengah mortaliti di antara umur x dan umur x+n *Central mortality rate between age x and age x+n* | Penakat (orang yang masih hidup) pada umur tepat x *Survivors at exact age x* | Bilangan orang hidup-tahun di antara umur x dan umur x+n *Number of person-years lived between age x and age x+n* | Nisbah ketakatan *Survival ratio* | Jumlah bilangan orang hidup-tahun selepas umur tepat x *Total number of person-years lived after exact age x* | Jangkaan hayat *Life expectancy* |
|---|---|---|---|---|---|---|---|---|
| x | $_nq_x$ | $_nd_x$ | $_nm_x$ | $l_x$ | $_nL_x$ | $_nS_x$ | $T_x$ | $e_x$ |
| **Lelaki dan Perempuan** *Both sexes* | | | | | | | | |
| **0** | 0.01005 | 1,005 | 0.01014 | 100,000 | 99,076 | 0.98838 [a] | 7,649,575 | 76.5 |
| **1** | 0.00351 | 348 | 0.00088 | 98,995 | 395,113 | 0.99717 [b] | 7,550,500 | 76.3 |
| **5** | 0.00180 | 178 | 0.00036 | 98,647 | 492,792 | 0.99800 | 7,155,386 | 72.5 |
| **10** | 0.00219 | 216 | 0.00044 | 98,470 | 491,807 | 0.99866 | 6,662,594 | 67.7 |
| **15** | 0.00048 | 47 | 0.00010 | 98,253 | 491,149 | 0.99700 | 6,170,787 | 62.8 |
| **20** | 0.00552 | 542 | 0.00111 | 98,206 | 489,675 | 0.99562 | 5,679,638 | 57.8 |
| **25** | 0.00323 | 316 | 0.00065 | 97,664 | 487,530 | 0.99547 | 5,189,964 | 53.1 |
| **30** | 0.00583 | 568 | 0.00117 | 97,348 | 485,322 | 0.99361 | 4,702,434 | 48.3 |
| **35** | 0.00695 | 673 | 0.00140 | 96,780 | 482,220 | 0.98870 | 4,217,112 | 43.6 |
| **40** | 0.01568 | 1,507 | 0.00316 | 96,107 | 476,770 | 0.98364 | 3,734,892 | 38.9 |
| **45** | 0.01704 | 1,612 | 0.00344 | 94,601 | 468,973 | 0.98070 | 3,258,122 | 34.4 |
| **50** | 0.02160 | 2,008 | 0.00437 | 92,988 | 459,922 | 0.97355 | 2,789,150 | 30.0 |
| **55** | 0.03141 | 2,857 | 0.00638 | 90,980 | 447,758 | 0.95622 | 2,329,228 | 25.6 |
| **60** | 0.05655 | 4,983 | 0.01164 | 88,123 | 428,156 | 0.90669 | 1,881,470 | 21.4 |
| **65** | 0.13228 | 10,998 | 0.02833 | 83,139 | 388,203 | 0.87794 | 1,453,314 | 17.5 |
| **70** | 0.11028 | 7,956 | 0.02334 | 72,142 | 340,819 | 0.89219 | 1,065,111 | 14.8 |
| **75** | 0.10503 | 6,742 | 0.02217 | 64,186 | 304,075 | 0.58018 [c] | 724,293 | 11.3 |
| **80+** | 1.00000 | 57,444 | 0.13670 | 57,444 | 420,218 | - | 420,218 | 7.3 |
| **Lelaki** *Male* | | | | | | | | |
| **0** | 0.00543 | 543 | 0.00546 | 100,000 | 99,489 | 0.99273 [a] | 7,520,272 | 75.2 |
| **1** | 0.00406 | 404 | 0.00102 | 99,457 | 396,875 | 0.99653 [b] | 7,420,783 | 74.6 |
| **5** | 0.00253 | 250 | 0.00051 | 99,053 | 494,641 | 0.99818 | 7,023,909 | 70.9 |
| **10** | 0.00111 | 110 | 0.00022 | 98,803 | 493,741 | 0.99901 | 6,529,267 | 66.1 |
| **15** | 0.00087 | 86 | 0.00017 | 98,693 | 493,251 | 0.99527 | 6,035,526 | 61.2 |
| **20** | 0.00858 | 846 | 0.00172 | 98,607 | 490,920 | 0.99400 | 5,542,275 | 56.2 |
| **25** | 0.00340 | 332 | 0.00068 | 97,761 | 487,973 | 0.99523 | 5,051,356 | 51.7 |
| **30** | 0.00615 | 599 | 0.00123 | 97,428 | 485,645 | 0.99500 | 4,563,383 | 46.8 |
| **35** | 0.00385 | 373 | 0.00077 | 96,830 | 483,216 | 0.98971 | 4,077,737 | 42.1 |
| **40** | 0.01674 | 1,615 | 0.00338 | 96,457 | 478,246 | 0.98136 | 3,594,522 | 37.3 |
| **45** | 0.02057 | 1,951 | 0.00416 | 94,842 | 469,330 | 0.97683 | 3,116,276 | 32.9 |
| **50** | 0.02582 | 2,398 | 0.00523 | 92,890 | 458,457 | 0.96297 | 2,646,946 | 28.5 |
| **55** | 0.04854 | 4,393 | 0.00995 | 90,492 | 441,479 | 0.94349 | 2,188,490 | 24.2 |
| **60** | 0.06487 | 5,586 | 0.01341 | 86,099 | 416,533 | 0.88624 | 1,747,011 | 20.3 |
| **65** | 0.16605 | 13,369 | 0.03622 | 80,514 | 369,146 | 0.85955 | 1,330,478 | 16.5 |
| **70** | 0.10975 | 7,369 | 0.02322 | 67,145 | 317,301 | 0.88185 | 961,332 | 14.3 |
| **75** | 0.12760 | 7,627 | 0.02726 | 59,776 | 279,811 | 0.56553 [c] | 644,031 | 10.8 |
| **80+** | 1.00000 | 52,149 | 0.14318 | 52,149 | 364,220 | - | 364,220 | 7.0 |
| **Perempuan** *Female* | | | | | | | | |
| **0** | 0.01524 | 1,524 | 0.01546 | 100,000 | 98,622 | 0.98361 [a] | 7,802,607 | 78.0 |
| **1** | 0.00292 | 288 | 0.00073 | 98,476 | 393,183 | 0.99767 [b] | 7,703,985 | 78.2 |
| **5** | 0.00115 | 112 | 0.00023 | 98,188 | 490,659 | 0.99780 | 7,310,802 | 74.5 |
| **10** | 0.00325 | 319 | 0.00065 | 98,076 | 489,581 | 0.99837 | 6,820,143 | 69.5 |
| **15** | 0.00000 | - | 0.00000 | 97,757 | 488,784 | 0.99951 | 6,330,561 | 64.8 |
| **20** | 0.00098 | 96 | 0.00020 | 97,757 | 488,545 | 0.99816 | 5,841,777 | 59.8 |
| **25** | 0.00270 | 264 | 0.00054 | 97,661 | 487,646 | 0.99618 | 5,353,232 | 54.8 |
| **30** | 0.00494 | 482 | 0.00099 | 97,397 | 485,783 | 0.99041 | 4,865,586 | 50.0 |
| **35** | 0.01425 | 1,381 | 0.00287 | 96,916 | 481,126 | 0.98588 | 4,379,803 | 45.2 |
| **40** | 0.01398 | 1,336 | 0.00282 | 95,534 | 474,332 | 0.98676 | 3,898,677 | 40.8 |
| **45** | 0.01249 | 1,176 | 0.00251 | 94,199 | 468,052 | 0.98525 | 3,424,345 | 36.4 |
| **50** | 0.01704 | 1,585 | 0.00344 | 93,022 | 461,149 | 0.98668 | 2,956,293 | 31.8 |
| **55** | 0.00953 | 872 | 0.00192 | 91,437 | 455,008 | 0.97154 | 2,495,144 | 27.3 |
| **60** | 0.04756 | 4,307 | 0.00974 | 90,566 | 442,061 | 0.92805 | 2,040,136 | 22.5 |
| **65** | 0.09756 | 8,415 | 0.02051 | 86,259 | 410,254 | 0.89615 | 1,598,075 | 18.5 |
| **70** | 0.11082 | 8,627 | 0.02346 | 77,843 | 367,649 | 0.90238 | 1,187,820 | 15.3 |
| **75** | 0.08276 | 5,729 | 0.01727 | 69,216 | 331,761 | 0.59550 [c] | 820,172 | 11.8 |
| **80+** | 1.00000 | 63,488 | 0.12999 | 63,488 | 488,411 | - | 488,411 | 7.7 |

**Nota:** *Notes:*

[a] **Daripada umur 0 hingga kumpulan umur 1-4**
*From age of 0 to age group 1-4*

[b] **Daripada umur 0, kumpulan umur 1-4 hingga kumpulan umur 5-9**
*From age of 0, age group 1-4 to age group 5-9*

[c] **Daripada umur 75 hingga 80+**
*From age of 75 to 80+*

[P] **Permulaan**
*Preliminary*

**Jadual 4.6.3: Jadual hayat ringkas mengikut jantina dan umur, Jerantut, Pahang, 2025[p]**

*Table 4.6.3: Abridged life table by sex and age, Jerantut, Pahang, 2025 [p]*

| Umur *Age* | Kebarangkalian mati di antara umur x dan umur x+n *Probability of dying between age x and age x+n* | Bilangan kematian di antara umur x dan umur x+n *Number of deaths between age x and age x+n* | Kadar tengah mortaliti di antara umur x dan umur x+n *Central mortality rate between age x and age x+n* | Penakat (orang yang masih hidup) pada umur tepat x *Survivors at exact age x* | Bilangan orang hidup-tahun di antara umur x dan umur x+n *Number of person-years lived between age x and age x+n* | Nisbah ketakatan *Survival ratio* | Jumlah bilangan orang hidup-tahun selepas umur tepat x *Total number of person-years lived after exact age x* | Jangkaan hayat *Life expectancy* |
|---|---|---|---|---|---|---|---|---|
| x | $_nq_x$ | $_nd_x$ | $_nm_x$ | $l_x$ | $_nL_x$ | $_nS_x$ | $T_x$ | $e_x$ |
| **Lelaki dan Perempuan** *Both sexes* | | | | | | | | |
| **0** | 0.00925 | 925 | 0.00933 | 100,000 | 99,147 | 0.98995 [a] | 7,136,731 | 71.4 |
| **1** | 0.00190 | 188 | 0.00047 | 99,075 | 395,830 | 0.99871 [b] | 7,037,585 | 71.0 |
| **5** | 0.00038 | 38 | 0.00008 | 98,887 | 494,339 | 0.99934 | 6,641,754 | 67.2 |
| **10** | 0.00095 | 93 | 0.00019 | 98,849 | 494,010 | 0.99686 | 6,147,416 | 62.2 |
| **15** | 0.00534 | 527 | 0.00107 | 98,755 | 492,458 | 0.99449 | 5,653,405 | 57.2 |
| **20** | 0.00567 | 557 | 0.00114 | 98,228 | 489,747 | 0.99455 | 5,160,947 | 52.5 |
| **25** | 0.00523 | 511 | 0.00105 | 97,671 | 487,077 | 0.99205 | 4,671,200 | 47.8 |
| **30** | 0.01070 | 1,039 | 0.00215 | 97,160 | 483,203 | 0.98820 | 4,184,123 | 43.1 |
| **35** | 0.01291 | 1,241 | 0.00260 | 96,121 | 477,503 | 0.98442 | 3,700,920 | 38.5 |
| **40** | 0.01828 | 1,735 | 0.00369 | 94,880 | 470,064 | 0.97506 | 3,223,417 | 34.0 |
| **45** | 0.03173 | 2,955 | 0.00645 | 93,145 | 458,339 | 0.96254 | 2,753,353 | 29.6 |
| **50** | 0.04338 | 3,913 | 0.00887 | 90,190 | 441,169 | 0.94244 | 2,295,014 | 25.4 |
| **55** | 0.07237 | 6,244 | 0.01502 | 86,277 | 415,777 | 0.92392 | 1,853,845 | 21.5 |
| **60** | 0.08007 | 6,409 | 0.01668 | 80,033 | 384,146 | 0.89794 | 1,438,067 | 18.0 |
| **65** | 0.12595 | 9,273 | 0.02688 | 73,625 | 344,941 | 0.83298 | 1,053,922 | 14.3 |
| **70** | 0.21401 | 13,772 | 0.04793 | 64,352 | 287,328 | 0.74524 | 708,980 | 11.0 |
| **75** | 0.30659 | 15,507 | 0.07242 | 50,580 | 214,130 | 0.49217 [c] | 421,652 | 8.3 |
| **80+** | 1.00000 | 35,072 | 0.16900 | 35,072 | 207,523 | - | 207,523 | 5.9 |
| **Lelaki** *Male* | | | | | | | | |
| **0** | 0.00893 | 893 | 0.00900 | 100,000 | 99,168 | 0.99053 [a] | 6,846,477 | 68.5 |
| **1** | 0.00141 | 139 | 0.00035 | 99,107 | 396,098 | 0.99876 [b] | 6,747,309 | 68.1 |
| **5** | 0.00075 | 74 | 0.00015 | 98,968 | 494,653 | 0.99870 | 6,351,211 | 64.2 |
| **10** | 0.00185 | 183 | 0.00037 | 98,893 | 494,009 | 0.99446 | 5,856,558 | 59.2 |
| **15** | 0.00923 | 911 | 0.00185 | 98,710 | 491,274 | 0.99135 | 5,362,548 | 54.3 |
| **20** | 0.00807 | 789 | 0.00162 | 97,799 | 487,024 | 0.99300 | 4,871,274 | 49.8 |
| **25** | 0.00593 | 575 | 0.00119 | 97,010 | 483,612 | 0.99213 | 4,384,250 | 45.2 |
| **30** | 0.00982 | 947 | 0.00197 | 96,435 | 479,806 | 0.98704 | 3,900,638 | 40.4 |
| **35** | 0.01612 | 1,540 | 0.00325 | 95,488 | 473,590 | 0.98183 | 3,420,832 | 35.8 |
| **40** | 0.02025 | 1,902 | 0.00409 | 93,948 | 464,986 | 0.96667 | 2,947,241 | 31.4 |
| **45** | 0.04668 | 4,297 | 0.00956 | 92,046 | 449,489 | 0.94779 | 2,482,255 | 27.0 |
| **50** | 0.05800 | 5,090 | 0.01195 | 87,749 | 426,023 | 0.92379 | 2,032,766 | 23.2 |
| **55** | 0.09555 | 7,898 | 0.02007 | 82,660 | 393,554 | 0.90351 | 1,606,743 | 19.4 |
| **60** | 0.09753 | 7,291 | 0.02051 | 74,762 | 355,581 | 0.86491 | 1,213,189 | 16.2 |
| **65** | 0.17670 | 11,922 | 0.03877 | 67,471 | 307,547 | 0.79481 | 857,607 | 12.7 |
| **70** | 0.23980 | 13,321 | 0.05449 | 55,548 | 244,440 | 0.69341 | 550,060 | 9.9 |
| **75** | 0.39444 | 16,656 | 0.09827 | 42,228 | 169,498 | 0.44540 [c] | 305,620 | 7.2 |
| **80+** | 1.00000 | 25,571 | 0.18786 | 25,571 | 136,122 | - | 136,122 | 5.3 |
| **Perempuan** *Female* | | | | | | | | |
| **0** | 0.00962 | 962 | 0.00971 | 100,000 | 99,114 | 0.98934 [a] | 7,483,871 | 74.8 |
| **1** | 0.00240 | 238 | 0.00060 | 99,038 | 395,558 | 0.99864 [b] | 7,384,757 | 74.6 |
| **5** | 0.00000 | - | 0.00000 | 98,800 | 493,999 | 1.00000 | 6,989,199 | 70.7 |
| **10** | 0.00000 | - | 0.00000 | 98,800 | 493,999 | 0.99944 | 6,495,201 | 65.7 |
| **15** | 0.00111 | 110 | 0.00022 | 98,800 | 493,724 | 0.99812 | 6,001,202 | 60.7 |
| **20** | 0.00265 | 261 | 0.00053 | 98,690 | 492,796 | 0.99662 | 5,507,478 | 55.8 |
| **25** | 0.00411 | 405 | 0.00082 | 98,429 | 491,131 | 0.99185 | 5,014,683 | 50.9 |
| **30** | 0.01220 | 1,196 | 0.00245 | 98,024 | 487,131 | 0.98945 | 4,523,551 | 46.1 |
| **35** | 0.00888 | 859 | 0.00178 | 96,828 | 481,993 | 0.98757 | 4,036,421 | 41.7 |
| **40** | 0.01601 | 1,536 | 0.00323 | 95,969 | 476,004 | 0.98395 | 3,554,428 | 37.0 |
| **45** | 0.01608 | 1,519 | 0.00324 | 94,433 | 468,366 | 0.97809 | 3,078,424 | 32.6 |
| **50** | 0.02782 | 2,585 | 0.00564 | 92,914 | 458,106 | 0.96187 | 2,610,058 | 28.1 |
| **55** | 0.04873 | 4,402 | 0.00999 | 90,329 | 440,639 | 0.94521 | 2,151,952 | 23.8 |
| **60** | 0.06116 | 5,256 | 0.01262 | 85,927 | 416,495 | 0.92927 | 1,711,313 | 19.9 |
| **65** | 0.08091 | 6,527 | 0.01686 | 80,671 | 387,038 | 0.86685 | 1,294,817 | 16.1 |
| **70** | 0.18999 | 14,087 | 0.04199 | 74,144 | 335,503 | 0.79248 | 907,779 | 12.2 |
| **75** | 0.22916 | 13,763 | 0.05176 | 60,057 | 265,879 | 0.53540 [c] | 572,276 | 9.5 |
| **80+** | 1.00000 | 46,295 | 0.15109 | 46,295 | 306,397 | - | 306,397 | 6.6 |

**Nota:** *Notes:*

[a] **Daripada umur 0 hingga kumpulan umur 1-4**
*From age of 0 to age group 1-4*

[b] **Daripada umur 0, kumpulan umur 1-4 hingga kumpulan umur 5-9**
*From age of 0, age group 1-4 to age group 5-9*

[c] **Daripada umur 75 hingga 80+**
*From age of 75 to 80+*

[p] **Permulaan**
*Preliminary*

**Jadual 4.6.4: Jadual hayat ringkas mengikut jantina dan umur, Kuantan, Pahang, 2025[p]**

*Table 4.6.4: Abridged life table by sex and age, Kuantan, Pahang, 2025 [p]*

| **Umur** *Age* | **Kebarangkalian mati di antara umur x dan umur x+n** *Probability of dying between age x and age x+n* | **Bilangan kematian di antara umur x dan umur x+n** *Number of deaths between age x and age x+n* | **Kadar tengah mortaliti di antara umur x dan umur x+n** *Central mortality rate between age x and age x+n* | **Penakat (orang yang masih hidup) pada umur tepat x** *Survivors at exact age x* | **Bilangan orang hidup-tahun di antara umur x dan umur x+n** *Number of person-years lived between age x and age x+n* | **Nisbah ketakatan** *Survival ratio* | **Jumlah bilangan orang hidup-tahun selepas umur tepat x** *Total number of person-years lived after exact age x* | **Jangkaan hayat** *Life expectancy* |
|---|---|---|---|---|---|---|---|---|
| **x** | $_nq_x$ | $_nd_x$ | $_nm_x$ | $l_x$ | $_nL_x$ | $_nS_x$ | $T_x$ | $e_x$ |
| **Lelaki dan Perempuan** *Both sexes* | | | | | | | | |
| **0** | 0.00597 | 597 | 0.00600 | 100,000 | 99,444 | 0.99339 [a] | 7,604,589 | 76.0 |
| **1** | 0.00147 | 146 | 0.00037 | 99,403 | 397,250 | 0.99879 [b] | 7,505,146 | 75.5 |
| **5** | 0.00078 | 78 | 0.00016 | 99,257 | 496,091 | 0.99901 | 7,107,896 | 71.6 |
| **10** | 0.00119 | 118 | 0.00024 | 99,179 | 495,601 | 0.99804 | 6,611,805 | 66.7 |
| **15** | 0.00274 | 271 | 0.00055 | 99,061 | 494,628 | 0.99721 | 6,116,204 | 61.7 |
| **20** | 0.00285 | 281 | 0.00057 | 98,790 | 493,247 | 0.99624 | 5,621,576 | 56.9 |
| **25** | 0.00468 | 461 | 0.00094 | 98,509 | 491,390 | 0.99508 | 5,128,329 | 52.1 |
| **30** | 0.00516 | 506 | 0.00103 | 98,047 | 488,972 | 0.99340 | 4,636,939 | 47.3 |
| **35** | 0.00804 | 784 | 0.00161 | 97,541 | 485,746 | 0.99115 | 4,147,967 | 42.5 |
| **40** | 0.00967 | 935 | 0.00194 | 96,757 | 481,448 | 0.98812 | 3,662,221 | 37.8 |
| **45** | 0.01412 | 1,353 | 0.00284 | 95,822 | 475,728 | 0.98041 | 3,180,773 | 33.2 |
| **50** | 0.02515 | 2,376 | 0.00509 | 94,469 | 466,407 | 0.96736 | 2,705,045 | 28.6 |
| **55** | 0.04034 | 3,715 | 0.00823 | 92,094 | 451,182 | 0.94160 | 2,238,638 | 24.3 |
| **60** | 0.07721 | 6,824 | 0.01606 | 88,379 | 424,835 | 0.89926 | 1,787,456 | 20.2 |
| **65** | 0.12624 | 10,296 | 0.02695 | 81,555 | 382,035 | 0.86852 | 1,362,621 | 16.7 |
| **70** | 0.13748 | 9,797 | 0.02953 | 71,259 | 331,804 | 0.85633 | 980,586 | 13.8 |
| **75** | 0.15086 | 9,272 | 0.03263 | 61,462 | 284,132 | 0.56205 [c] | 648,782 | 10.6 |
| **80+** | 1.00000 | 52,190 | 0.14312 | 52,190 | 364,650 | - | 364,650 | 7.0 |
| **Lelaki** *Male* | | | | | | | | |
| **0** | 0.00613 | 613 | 0.00616 | 100,000 | 99,424 | 0.99330 [a] | 7,389,187 | 73.9 |
| **1** | 0.00138 | 137 | 0.00035 | 99,387 | 397,225 | 0.99872 [b] | 7,289,763 | 73.3 |
| **5** | 0.00096 | 96 | 0.00019 | 99,250 | 496,011 | 0.99877 | 6,892,538 | 69.4 |
| **10** | 0.00149 | 148 | 0.00030 | 99,154 | 495,402 | 0.99735 | 6,396,527 | 64.5 |
| **15** | 0.00380 | 377 | 0.00076 | 99,006 | 494,091 | 0.99603 | 5,901,124 | 59.6 |
| **20** | 0.00414 | 408 | 0.00083 | 98,630 | 492,129 | 0.99479 | 5,407,034 | 54.8 |
| **25** | 0.00629 | 618 | 0.00126 | 98,222 | 489,563 | 0.99361 | 4,914,905 | 50.0 |
| **30** | 0.00649 | 633 | 0.00130 | 97,603 | 486,435 | 0.99105 | 4,425,342 | 45.3 |
| **35** | 0.01144 | 1,109 | 0.00230 | 96,970 | 482,079 | 0.98836 | 3,938,908 | 40.6 |
| **40** | 0.01185 | 1,136 | 0.00238 | 95,861 | 476,465 | 0.98518 | 3,456,829 | 36.1 |
| **45** | 0.01782 | 1,688 | 0.00360 | 94,725 | 469,404 | 0.97504 | 2,980,364 | 31.5 |
| **50** | 0.03224 | 2,999 | 0.00655 | 93,037 | 457,686 | 0.95986 | 2,510,960 | 27.0 |
| **55** | 0.04831 | 4,349 | 0.00990 | 90,038 | 439,315 | 0.92855 | 2,053,274 | 22.8 |
| **60** | 0.09577 | 8,206 | 0.02012 | 85,688 | 407,926 | 0.87543 | 1,613,959 | 18.8 |
| **65** | 0.15642 | 12,120 | 0.03394 | 77,482 | 357,109 | 0.84022 | 1,206,033 | 15.6 |
| **70** | 0.16375 | 10,703 | 0.03567 | 65,362 | 300,052 | 0.83423 | 848,924 | 13.0 |
| **75** | 0.16818 | 9,193 | 0.03673 | 54,659 | 250,313 | 0.54395 [c] | 548,872 | 10.0 |
| **80+** | 1.00000 | 45,466 | 0.15229 | 45,466 | 298,560 | - | 298,560 | 6.6 |
| **Perempuan** *Female* | | | | | | | | |
| **0** | 0.00579 | 579 | 0.00582 | 100,000 | 99,460 | 0.99351 [a] | 7,863,867 | 78.6 |
| **1** | 0.00156 | 155 | 0.00039 | 99,421 | 397,297 | 0.99883 [b] | 7,764,407 | 78.1 |
| **5** | 0.00060 | 60 | 0.00012 | 99,265 | 496,178 | 0.99926 | 7,367,109 | 74.2 |
| **10** | 0.00088 | 88 | 0.00018 | 99,206 | 495,810 | 0.99879 | 6,870,931 | 69.3 |
| **15** | 0.00153 | 152 | 0.00031 | 99,118 | 495,212 | 0.99857 | 6,375,121 | 64.3 |
| **20** | 0.00132 | 131 | 0.00026 | 98,967 | 494,506 | 0.99790 | 5,879,909 | 59.4 |
| **25** | 0.00288 | 284 | 0.00058 | 98,836 | 493,467 | 0.99678 | 5,385,403 | 54.5 |
| **30** | 0.00356 | 350 | 0.00071 | 98,551 | 491,880 | 0.99606 | 4,891,937 | 49.6 |
| **35** | 0.00433 | 425 | 0.00087 | 98,201 | 489,940 | 0.99425 | 4,400,057 | 44.8 |
| **40** | 0.00718 | 702 | 0.00144 | 97,775 | 487,123 | 0.99113 | 3,910,117 | 40.0 |
| **45** | 0.01057 | 1,026 | 0.00212 | 97,074 | 482,804 | 0.98599 | 3,422,994 | 35.3 |
| **50** | 0.01750 | 1,681 | 0.00353 | 96,048 | 476,038 | 0.97543 | 2,940,190 | 30.6 |
| **55** | 0.03177 | 2,998 | 0.00646 | 94,367 | 464,342 | 0.95568 | 2,464,152 | 26.1 |
| **60** | 0.05729 | 5,235 | 0.01180 | 91,369 | 443,760 | 0.92557 | 1,999,810 | 21.9 |
| **65** | 0.09260 | 7,976 | 0.01942 | 86,135 | 410,733 | 0.89892 | 1,556,050 | 18.1 |
| **70** | 0.11044 | 8,632 | 0.02338 | 78,159 | 369,214 | 0.87891 | 1,145,316 | 14.7 |
| **75** | 0.13307 | 9,252 | 0.02851 | 69,527 | 324,506 | 0.58188 [c] | 776,102 | 11.2 |
| **80+** | 1.00000 | 60,275 | 0.13347 | 60,275 | 451,596 | - | 451,596 | 7.5 |

**Nota:** *Notes:*

[a] **Daripada umur 0 hingga kumpulan umur 1-4**
*From age of 0 to age group 1-4*

[b] **Daripada umur 0, kumpulan umur 1-4 hingga kumpulan umur 5-9**
*From age of 0, age group 1-4 to age group 5-9*

[c] **Daripada umur 75 hingga 80+**
*From age of 75 to 80+*

[p] **Permulaan**
*Preliminary*

**Jadual 4.6.5: Jadual hayat ringkas mengikut jantina dan umur, Lipis, Pahang, 2025[p]**

*Table 4.6.5: Abridged life table by sex and age, Lipis, Pahang, 2025 [p]*

| **Umur** *Age* | **Kebarangkalian mati di antara umur x dan umur x+n** *Probability of dying between age x and age x+n* | **Bilangan kematian di antara umur x dan umur x+n** *Number of deaths between age x and age x+n* | **Kadar tengah mortaliti di antara umur x dan umur x+n** *Central mortality rate between age x and age x+n* | **Penakat (orang yang masih hidup) pada umur tepat x** *Survivors at exact age x* | **Bilangan orang hidup-tahun di antara umur x dan umur x+n** *Number of person-years lived between age x and age x+n* | **Nisbah ketakatan** *Survival ratio* | **Jumlah bilangan orang hidup-tahun selepas umur tepat x** *Total number of person-years lived after exact age x* | **Jangkaan hayat** *Life expectancy* |
|---|---|---|---|---|---|---|---|---|
| **x** | $_nq_x$ | $_nd_x$ | $_nm_x$ | $l_x$ | $_nL_x$ | $_nS_x$ | $T_x$ | $e_x$ |
| **Lelaki dan Perempuan** *Both sexes* | | | | | | | | |
| **0** | 0.01176 | 1,176 | 0.01189 | 100,000 | 98,924 | 0.98760 [a] | 7,393,061 | 73.9 |
| **1** | 0.00169 | 167 | 0.00042 | 98,824 | 394,877 | 0.99818 [b] | 7,294,137 | 73.8 |
| **5** | 0.00154 | 152 | 0.00031 | 98,656 | 492,901 | 0.99788 | 6,899,260 | 69.9 |
| **10** | 0.00270 | 266 | 0.00054 | 98,504 | 491,855 | 0.99709 | 6,406,359 | 65.0 |
| **15** | 0.00311 | 306 | 0.00062 | 98,238 | 490,424 | 0.99757 | 5,914,504 | 60.2 |
| **20** | 0.00174 | 171 | 0.00035 | 97,932 | 489,233 | 0.99657 | 5,424,080 | 55.4 |
| **25** | 0.00512 | 501 | 0.00103 | 97,761 | 487,555 | 0.99400 | 4,934,847 | 50.5 |
| **30** | 0.00688 | 669 | 0.00138 | 97,261 | 484,631 | 0.99167 | 4,447,292 | 45.7 |
| **35** | 0.00979 | 945 | 0.00197 | 96,592 | 480,595 | 0.98784 | 3,962,661 | 41.0 |
| **40** | 0.01456 | 1,393 | 0.00293 | 95,646 | 474,750 | 0.98189 | 3,482,066 | 36.4 |
| **45** | 0.02170 | 2,045 | 0.00439 | 94,253 | 466,154 | 0.97277 | 3,007,316 | 31.9 |
| **50** | 0.03288 | 3,032 | 0.00669 | 92,208 | 453,460 | 0.95535 | 2,541,162 | 27.6 |
| **55** | 0.05683 | 5,067 | 0.01170 | 89,176 | 433,211 | 0.94419 | 2,087,702 | 23.4 |
| **60** | 0.05472 | 4,603 | 0.01125 | 84,109 | 409,036 | 0.92192 | 1,654,491 | 19.7 |
| **65** | 0.10280 | 8,173 | 0.02167 | 79,506 | 377,097 | 0.86750 | 1,245,455 | 15.7 |
| **70** | 0.16560 | 11,813 | 0.03611 | 71,333 | 327,133 | 0.78950 | 868,358 | 12.2 |
| **75** | 0.26431 | 15,732 | 0.06091 | 59,520 | 258,272 | 0.52280 [c] | 541,226 | 9.1 |
| **80+** | 1.00000 | 43,789 | 0.15476 | 43,789 | 282,953 | - | 282,953 | 6.5 |
| **Lelaki** *Male* | | | | | | | | |
| **0** | 0.00952 | 952 | 0.00961 | 100,000 | 99,114 | 0.98994 [a] | 7,218,543 | 72.2 |
| **1** | 0.00142 | 141 | 0.00036 | 99,048 | 395,857 | 0.99834 [b] | 7,119,429 | 71.9 |
| **5** | 0.00156 | 155 | 0.00031 | 98,907 | 494,148 | 0.99845 | 6,723,572 | 68.0 |
| **10** | 0.00153 | 151 | 0.00031 | 98,752 | 493,384 | 0.99695 | 6,229,424 | 63.1 |
| **15** | 0.00457 | 451 | 0.00092 | 98,601 | 491,879 | 0.99640 | 5,736,040 | 58.2 |
| **20** | 0.00263 | 258 | 0.00053 | 98,150 | 490,107 | 0.99496 | 5,244,161 | 53.4 |
| **25** | 0.00746 | 730 | 0.00150 | 97,892 | 487,638 | 0.99222 | 4,754,054 | 48.6 |
| **30** | 0.00811 | 788 | 0.00163 | 97,163 | 483,843 | 0.99015 | 4,266,417 | 43.9 |
| **35** | 0.01161 | 1,119 | 0.00233 | 96,375 | 479,077 | 0.98515 | 3,782,574 | 39.2 |
| **40** | 0.01814 | 1,728 | 0.00366 | 95,256 | 471,961 | 0.97817 | 3,303,496 | 34.7 |
| **45** | 0.02558 | 2,392 | 0.00518 | 93,528 | 461,660 | 0.96788 | 2,831,535 | 30.3 |
| **50** | 0.03884 | 3,539 | 0.00792 | 91,136 | 446,831 | 0.94235 | 2,369,875 | 26.0 |
| **55** | 0.07723 | 6,765 | 0.01607 | 87,596 | 421,070 | 0.92858 | 1,923,044 | 22.0 |
| **60** | 0.06512 | 5,264 | 0.01346 | 80,831 | 390,997 | 0.91101 | 1,501,975 | 18.6 |
| **65** | 0.11452 | 8,654 | 0.02430 | 75,568 | 356,202 | 0.85084 | 1,110,977 | 14.7 |
| **70** | 0.18827 | 12,598 | 0.04157 | 66,913 | 303,073 | 0.75327 | 754,775 | 11.3 |
| **75** | 0.31875 | 17,313 | 0.07584 | 54,316 | 228,295 | 0.49459 [c] | 451,702 | 8.3 |
| **80+** | 1.00000 | 37,002 | 0.16563 | 37,002 | 223,407 | - | 223,407 | 6.0 |
| **Perempuan** *Female* | | | | | | | | |
| **0** | 0.01429 | 1,429 | 0.01447 | 100,000 | 98,704 | 0.98501 [a] | 7,607,497 | 76.1 |
| **1** | 0.00198 | 195 | 0.00049 | 98,571 | 393,799 | 0.99798 [b] | 7,508,793 | 76.2 |
| **5** | 0.00152 | 150 | 0.00030 | 98,377 | 491,509 | 0.99729 | 7,114,994 | 72.3 |
| **10** | 0.00390 | 383 | 0.00078 | 98,227 | 490,176 | 0.99728 | 6,623,485 | 67.4 |
| **15** | 0.00153 | 149 | 0.00031 | 97,844 | 488,845 | 0.99889 | 6,133,309 | 62.7 |
| **20** | 0.00069 | 68 | 0.00014 | 97,694 | 488,302 | 0.99898 | 5,644,464 | 57.8 |
| **25** | 0.00134 | 131 | 0.00027 | 97,626 | 487,805 | 0.99684 | 5,156,162 | 52.8 |
| **30** | 0.00499 | 486 | 0.00100 | 97,496 | 486,262 | 0.99397 | 4,668,357 | 47.9 |
| **35** | 0.00709 | 687 | 0.00142 | 97,009 | 483,328 | 0.99153 | 4,182,095 | 43.1 |
| **40** | 0.00986 | 950 | 0.00198 | 96,322 | 479,235 | 0.98634 | 3,698,767 | 38.4 |
| **45** | 0.01749 | 1,668 | 0.00353 | 95,372 | 472,691 | 0.97814 | 3,219,531 | 33.8 |
| **50** | 0.02630 | 2,465 | 0.00533 | 93,704 | 462,358 | 0.96884 | 2,746,841 | 29.3 |
| **55** | 0.03614 | 3,297 | 0.00736 | 91,239 | 447,953 | 0.95991 | 2,284,483 | 25.0 |
| **60** | 0.04419 | 3,886 | 0.00904 | 87,942 | 429,994 | 0.93293 | 1,836,530 | 20.9 |
| **65** | 0.09100 | 7,649 | 0.01907 | 84,056 | 401,154 | 0.88392 | 1,406,537 | 16.7 |
| **70** | 0.14366 | 10,976 | 0.03096 | 76,406 | 354,590 | 0.82488 | 1,005,382 | 13.2 |
| **75** | 0.21185 | 13,862 | 0.04739 | 65,430 | 292,495 | 0.55056 [c] | 650,792 | 9.9 |
| **80+** | 1.00000 | 51,568 | 0.14393 | 51,568 | 358,297 | - | 358,297 | 6.9 |

**Nota:** *Notes:*

[a] **Daripada umur 0 hingga kumpulan umur 1-4**
*From age of 0 to age group 1-4*

[b] **Daripada umur 0, kumpulan umur 1-4 hingga kumpulan umur 5-9**
*From age of 0, age group 1-4 to age group 5-9*

[c] **Daripada umur 75 hingga 80+**
*From age of 75 to 80+*

[p] **Permulaan**
*Preliminary*

**Jadual 4.6.6: Jadual hayat ringkas mengikut jantina dan umur, Pekan, Pahang, 2025[p]**

*Table 4.6.6: Abridged life table by sex and age, Pekan, Pahang, 2025 [p]*

| **Umur** *Age* | **Kebarangkalian mati di antara umur x dan umur x+n** *Probability of dying between age x and age x+n* | **Bilangan kematian di antara umur x dan umur x+n** *Number of deaths between age x and age x+n* | **Kadar tengah mortaliti di antara umur x dan umur x+n** *Central mortality rate between age x and age x+n* | **Penakat (orang yang masih hidup) pada umur tepat x** *Survivors at exact age x* | **Bilangan orang hidup-tahun di antara umur x dan umur x+n** *Number of person-years lived between age x and age x+n* | **Nisbah ketakatan** *Survival ratio* | **Jumlah bilangan orang hidup-tahun selepas umur tepat x** *Total number of person-years lived after exact age x* | **Jangkaan hayat** *Life expectancy* |
|---|---|---|---|---|---|---|---|---|
| **x** | $_nq_x$ | $_nd_x$ | $_nm_x$ | $l_x$ | $_nL_x$ | $_nS_x$ | $T_x$ | $e_x$ |
| **Lelaki dan Perempuan** *Both sexes* | | | | | | | | |
| **0** | 0.00733 | 733 | 0.00738 | 100,000 | 99,320 | 0.99157 [a] | 6,961,862 | 69.6 |
| **1** | 0.00246 | 244 | 0.00061 | 99,267 | 396,463 | 0.99777 [b] | 6,862,542 | 69.1 |
| **5** | 0.00177 | 176 | 0.00036 | 99,024 | 494,679 | 0.99803 | 6,466,079 | 65.3 |
| **10** | 0.00216 | 213 | 0.00043 | 98,848 | 493,706 | 0.99637 | 5,971,400 | 60.4 |
| **15** | 0.00509 | 503 | 0.00102 | 98,635 | 491,916 | 0.99524 | 5,477,694 | 55.5 |
| **20** | 0.00442 | 434 | 0.00089 | 98,132 | 489,574 | 0.99572 | 4,985,778 | 50.8 |
| **25** | 0.00413 | 404 | 0.00083 | 97,698 | 487,480 | 0.99338 | 4,496,203 | 46.0 |
| **30** | 0.00911 | 887 | 0.00183 | 97,294 | 484,254 | 0.98721 | 4,008,723 | 41.2 |
| **35** | 0.01650 | 1,591 | 0.00333 | 96,408 | 478,060 | 0.98196 | 3,524,469 | 36.6 |
| **40** | 0.01961 | 1,859 | 0.00396 | 94,817 | 469,434 | 0.97541 | 3,046,409 | 32.1 |
| **45** | 0.02966 | 2,757 | 0.00602 | 92,957 | 457,893 | 0.96001 | 2,576,974 | 27.7 |
| **50** | 0.05064 | 4,568 | 0.01039 | 90,200 | 439,580 | 0.94033 | 2,119,082 | 23.5 |
| **55** | 0.06918 | 5,924 | 0.01433 | 85,632 | 413,350 | 0.91910 | 1,679,501 | 19.6 |
| **60** | 0.09350 | 7,452 | 0.01962 | 79,708 | 379,908 | 0.88468 | 1,266,151 | 15.9 |
| **65** | 0.13939 | 10,072 | 0.02997 | 72,255 | 336,097 | 0.75927 | 886,243 | 12.3 |
| **70** | 0.35848 | 22,292 | 0.08735 | 62,183 | 255,189 | 0.63629 | 550,146 | 8.8 |
| **75** | 0.37186 | 14,834 | 0.09136 | 39,892 | 162,374 | 0.44950 [c] | 294,957 | 7.4 |
| **80+** | 1.00000 | 25,058 | 0.18900 | 25,058 | 132,583 | - | 132,583 | 5.3 |
| **Lelaki** *Male* | | | | | | | | |
| **0** | 0.00803 | 803 | 0.00809 | 100,000 | 99,250 | 0.99101 [a] | 6,747,955 | 67.5 |
| **1** | 0.00227 | 225 | 0.00057 | 99,197 | 396,254 | 0.99821 [b] | 6,648,705 | 67.0 |
| **5** | 0.00098 | 97 | 0.00020 | 98,972 | 494,616 | 0.99787 | 6,252,451 | 63.2 |
| **10** | 0.00327 | 323 | 0.00066 | 98,874 | 493,564 | 0.99407 | 5,757,835 | 58.2 |
| **15** | 0.00860 | 848 | 0.00173 | 98,551 | 490,637 | 0.99277 | 5,264,271 | 53.4 |
| **20** | 0.00585 | 572 | 0.00117 | 97,703 | 487,088 | 0.99503 | 4,773,634 | 48.9 |
| **25** | 0.00408 | 396 | 0.00082 | 97,132 | 484,667 | 0.99215 | 4,286,546 | 44.1 |
| **30** | 0.01163 | 1,125 | 0.00234 | 96,735 | 480,864 | 0.98543 | 3,801,880 | 39.3 |
| **35** | 0.01755 | 1,678 | 0.00354 | 95,610 | 473,858 | 0.98138 | 3,321,016 | 34.7 |
| **40** | 0.01970 | 1,851 | 0.00398 | 93,933 | 465,036 | 0.97118 | 2,847,159 | 30.3 |
| **45** | 0.03812 | 3,510 | 0.00777 | 92,082 | 451,634 | 0.95079 | 2,382,122 | 25.9 |
| **50** | 0.06073 | 5,379 | 0.01253 | 88,572 | 429,412 | 0.92903 | 1,930,488 | 21.8 |
| **55** | 0.08187 | 6,811 | 0.01707 | 83,193 | 398,936 | 0.90219 | 1,501,076 | 18.0 |
| **60** | 0.11516 | 8,796 | 0.02444 | 76,382 | 359,917 | 0.86754 | 1,102,140 | 14.4 |
| **65** | 0.15200 | 10,273 | 0.03290 | 67,585 | 312,244 | 0.71143 | 742,223 | 11.0 |
| **70** | 0.44962 | 25,769 | 0.11600 | 57,312 | 222,140 | 0.55315 | 429,979 | 7.5 |
| **75** | 0.44181 | 13,936 | 0.11342 | 31,543 | 122,877 | 0.40879 [c] | 207,839 | 6.6 |
| **80+** | 1.00000 | 17,607 | 0.20723 | 17,607 | 84,963 | - | 84,963 | 4.8 |
| **Perempuan** *Female* | | | | | | | | |
| **0** | 0.00654 | 654 | 0.00658 | 100,000 | 99,391 | 0.99224 [a] | 7,210,361 | 72.1 |
| **1** | 0.00265 | 263 | 0.00066 | 99,346 | 396,729 | 0.99731 [b] | 7,110,969 | 71.6 |
| **5** | 0.00254 | 252 | 0.00051 | 99,083 | 494,784 | 0.99822 | 6,714,240 | 67.8 |
| **10** | 0.00101 | 100 | 0.00020 | 98,831 | 493,905 | 0.99882 | 6,219,456 | 62.9 |
| **15** | 0.00136 | 134 | 0.00027 | 98,731 | 493,320 | 0.99801 | 5,725,551 | 58.0 |
| **20** | 0.00263 | 259 | 0.00053 | 98,597 | 492,337 | 0.99658 | 5,232,231 | 53.1 |
| **25** | 0.00421 | 414 | 0.00084 | 98,338 | 490,653 | 0.99526 | 4,739,894 | 48.2 |
| **30** | 0.00526 | 515 | 0.00106 | 97,924 | 488,330 | 0.98986 | 4,249,240 | 43.4 |
| **35** | 0.01504 | 1,465 | 0.00303 | 97,408 | 483,380 | 0.98276 | 3,760,911 | 38.6 |
| **40** | 0.01948 | 1,869 | 0.00394 | 95,944 | 475,044 | 0.97964 | 3,277,531 | 34.2 |
| **45** | 0.02125 | 1,999 | 0.00430 | 94,074 | 465,373 | 0.96919 | 2,802,486 | 29.8 |
| **50** | 0.04058 | 3,736 | 0.00828 | 92,075 | 451,033 | 0.95201 | 2,337,114 | 25.4 |
| **55** | 0.05571 | 4,921 | 0.01146 | 88,339 | 429,390 | 0.93482 | 1,886,080 | 21.4 |
| **60** | 0.07522 | 6,274 | 0.01563 | 83,418 | 401,402 | 0.89950 | 1,456,690 | 17.5 |
| **65** | 0.12784 | 9,862 | 0.02731 | 77,143 | 361,060 | 0.80485 | 1,055,289 | 13.7 |
| **70** | 0.27233 | 18,323 | 0.06305 | 67,281 | 290,598 | 0.71149 | 694,228 | 10.3 |
| **75** | 0.31073 | 15,213 | 0.07358 | 48,958 | 206,758 | 0.48775 [c] | 403,630 | 8.2 |
| **80+** | 1.00000 | 33,745 | 0.17141 | 33,745 | 196,872 | - | 196,872 | 5.8 |

**Nota:** *Notes:*

[a] **Daripada umur 0 hingga kumpulan umur 1-4**
*From age of 0 to age group 1-4*

[b] **Daripada umur 0, kumpulan umur 1-4 hingga kumpulan umur 5-9**
*From age of 0, age group 1-4 to age group 5-9*

[c] **Daripada umur 75 hingga 80+**
*From age of 75 to 80+*

[p] **Permulaan**
*Preliminary*

**Jadual 4.6.7: Jadual hayat ringkas mengikut jantina dan umur, Raub, Pahang, 2025[p]**

*Table 4.6.7: Abridged life table by sex and age, Raub, Pahang, 2025 [p]*

| **Umur** *Age* | **Kebarangkalian mati di antara umur x dan umur x+n** *Probability of dying between age x and age x+n* | **Bilangan kematian di antara umur x dan umur x+n** *Number of deaths between age x and age x+n* | **Kadar tengah mortaliti di antara umur x dan umur x+n** *Central mortality rate between age x and age x+n* | **Penakat (orang yang masih hidup) pada umur tepat x** *Survivors at exact age x* | **Bilangan orang hidup-tahun di antara umur x dan umur x+n** *Number of person-years lived between age x and age x+n* | **Nisbah ketakatan** *Survival ratio* | **Jumlah bilangan orang hidup-tahun selepas umur tepat x** *Total number of person-years lived after exact age x* | **Jangkaan hayat** *Life expectancy* |
|---|---|---|---|---|---|---|---|---|
| **x** | $_nq_x$ | $_nd_x$ | $_nm_x$ | $l_x$ | $_nL_x$ | $_nS_x$ | $T_x$ | $e_x$ |
| **Lelaki dan Perempuan** *Both sexes* | | | | | | | | |
| **0** | 0.00867 | 867 | 0.00874 | 100,000 | 99,199 | 0.99044 [a] | 7,311,292 | 73.1 |
| **1** | 0.00206 | 204 | 0.00052 | 99,133 | 396,022 | 0.99825 [b] | 7,212,093 | 72.8 |
| **5** | 0.00116 | 115 | 0.00023 | 98,928 | 494,355 | 0.99891 | 6,816,072 | 68.9 |
| **10** | 0.00102 | 101 | 0.00020 | 98,814 | 493,817 | 0.99831 | 6,321,717 | 64.0 |
| **15** | 0.00237 | 234 | 0.00047 | 98,713 | 492,980 | 0.99656 | 5,827,900 | 59.0 |
| **20** | 0.00451 | 445 | 0.00091 | 98,479 | 491,284 | 0.99552 | 5,334,920 | 54.2 |
| **25** | 0.00445 | 436 | 0.00089 | 98,034 | 489,082 | 0.99516 | 4,843,636 | 49.4 |
| **30** | 0.00522 | 510 | 0.00105 | 97,598 | 486,716 | 0.99285 | 4,354,554 | 44.6 |
| **35** | 0.00908 | 882 | 0.00182 | 97,088 | 483,237 | 0.98748 | 3,867,838 | 39.8 |
| **40** | 0.01600 | 1,539 | 0.00323 | 96,207 | 477,185 | 0.98161 | 3,384,601 | 35.2 |
| **45** | 0.02082 | 1,971 | 0.00421 | 94,667 | 468,409 | 0.97177 | 2,907,417 | 30.7 |
| **50** | 0.03580 | 3,318 | 0.00729 | 92,696 | 455,186 | 0.94996 | 2,439,007 | 26.3 |
| **55** | 0.06481 | 5,793 | 0.01340 | 89,378 | 432,408 | 0.92626 | 1,983,821 | 22.2 |
| **60** | 0.08329 | 6,961 | 0.01738 | 83,585 | 400,522 | 0.88843 | 1,551,413 | 18.6 |
| **65** | 0.14242 | 10,913 | 0.03067 | 76,624 | 355,836 | 0.83612 | 1,150,892 | 15.0 |
| **70** | 0.18891 | 12,414 | 0.04172 | 65,711 | 297,520 | 0.79532 | 795,056 | 12.1 |
| **75** | 0.22412 | 11,945 | 0.05048 | 53,297 | 236,624 | 0.52441 [c] | 497,536 | 9.3 |
| **80+** | 1.00000 | 41,352 | 0.15849 | 41,352 | 260,913 | - | 260,913 | 6.3 |
| **Lelaki** *Male* | | | | | | | | |
| **0** | 0.01325 | 1,325 | 0.01341 | 100,000 | 98,782 | 0.98532 [a] | 6,996,122 | 70.0 |
| **1** | 0.00350 | 345 | 0.00088 | 98,675 | 393,878 | 0.99725 [b] | 6,897,340 | 69.9 |
| **5** | 0.00140 | 137 | 0.00028 | 98,330 | 491,308 | 0.99870 | 6,503,462 | 66.1 |
| **10** | 0.00121 | 119 | 0.00024 | 98,193 | 490,668 | 0.99730 | 6,012,154 | 61.2 |
| **15** | 0.00420 | 412 | 0.00084 | 98,074 | 489,342 | 0.99457 | 5,521,487 | 56.3 |
| **20** | 0.00667 | 651 | 0.00134 | 97,662 | 486,685 | 0.99340 | 5,032,145 | 51.5 |
| **25** | 0.00654 | 635 | 0.00131 | 97,011 | 483,470 | 0.99335 | 4,545,460 | 46.9 |
| **30** | 0.00676 | 651 | 0.00136 | 96,377 | 480,256 | 0.99149 | 4,061,990 | 42.1 |
| **35** | 0.01027 | 983 | 0.00206 | 95,726 | 476,171 | 0.98594 | 3,581,734 | 37.4 |
| **40** | 0.01789 | 1,695 | 0.00361 | 94,743 | 469,477 | 0.97659 | 3,105,563 | 32.8 |
| **45** | 0.02904 | 2,702 | 0.00589 | 93,048 | 458,486 | 0.96025 | 2,636,086 | 28.3 |
| **50** | 0.05078 | 4,588 | 0.01042 | 90,346 | 440,262 | 0.93885 | 2,177,600 | 24.1 |
| **55** | 0.07207 | 6,181 | 0.01495 | 85,759 | 413,341 | 0.90891 | 1,737,338 | 20.3 |
| **60** | 0.11159 | 8,880 | 0.02364 | 79,578 | 375,689 | 0.85093 | 1,323,997 | 16.6 |
| **65** | 0.19126 | 13,522 | 0.04230 | 70,698 | 319,685 | 0.79335 | 948,308 | 13.4 |
| **70** | 0.22569 | 12,904 | 0.05088 | 57,176 | 253,621 | 0.75291 | 628,623 | 11.0 |
| **75** | 0.27473 | 12,163 | 0.06369 | 44,272 | 190,954 | 0.49079 [c] | 375,001 | 8.5 |
| **80+** | 1.00000 | 32,110 | 0.17446 | 32,110 | 184,047 | - | 184,047 | 5.7 |
| **Perempuan** *Female* | | | | | | | | |
| **0** | 0.00403 | 403 | 0.00405 | 100,000 | 99,622 | 0.99572 [a] | 7,697,511 | 77.0 |
| **1** | 0.00060 | 59 | 0.00015 | 99,597 | 398,240 | 0.99919 [b] | 7,597,889 | 76.3 |
| **5** | 0.00092 | 92 | 0.00018 | 99,537 | 497,458 | 0.99913 | 7,199,649 | 72.3 |
| **10** | 0.00082 | 82 | 0.00016 | 99,446 | 497,023 | 0.99941 | 6,702,192 | 67.4 |
| **15** | 0.00036 | 35 | 0.00007 | 99,364 | 496,730 | 0.99873 | 6,205,169 | 62.4 |
| **20** | 0.00217 | 216 | 0.00044 | 99,328 | 496,101 | 0.99818 | 5,708,439 | 57.5 |
| **25** | 0.00147 | 146 | 0.00029 | 99,112 | 495,197 | 0.99789 | 5,212,338 | 52.6 |
| **30** | 0.00274 | 271 | 0.00055 | 98,966 | 494,154 | 0.99492 | 4,717,141 | 47.7 |
| **35** | 0.00742 | 732 | 0.00149 | 98,695 | 491,645 | 0.98942 | 4,222,987 | 42.8 |
| **40** | 0.01377 | 1,349 | 0.00277 | 97,963 | 486,442 | 0.98694 | 3,731,342 | 38.1 |
| **45** | 0.01234 | 1,192 | 0.00248 | 96,614 | 480,090 | 0.98441 | 3,244,900 | 33.6 |
| **50** | 0.01887 | 1,801 | 0.00381 | 95,422 | 472,607 | 0.96197 | 2,764,810 | 29.0 |
| **55** | 0.05755 | 5,388 | 0.01185 | 93,621 | 454,636 | 0.94378 | 2,292,203 | 24.5 |
| **60** | 0.05480 | 4,835 | 0.01127 | 88,233 | 429,078 | 0.92594 | 1,837,567 | 20.8 |
| **65** | 0.09444 | 7,876 | 0.01982 | 83,398 | 397,299 | 0.87817 | 1,408,489 | 16.9 |
| **70** | 0.15208 | 11,485 | 0.03292 | 75,522 | 348,896 | 0.83679 | 1,011,190 | 13.4 |
| **75** | 0.17635 | 11,293 | 0.03868 | 64,037 | 291,952 | 0.55918 [c] | 662,294 | 10.3 |
| **80+** | 1.00000 | 52,744 | 0.14242 | 52,744 | 370,342 | - | 370,342 | 7.0 |

**Nota:** *Notes:*

[a] **Daripada umur 0 hingga kumpulan umur 1-4**
*From age of 0 to age group 1-4*

[b] **Daripada umur 0, kumpulan umur 1-4 hingga kumpulan umur 5-9**
*From age of 0, age group 1-4 to age group 5-9*

[c] **Daripada umur 75 hingga 80+**
*From age of 75 to 80+*

[p] **Permulaan**
*Preliminary*

**Jadual 4.6.8: Jadual hayat ringkas mengikut jantina dan umur, Temerloh, Pahang, 2025[p]**
*Table 4.6.8: Abridged life table by sex and age, Temerloh, Pahang, 2025[p]*

| Umur *Age* | Kebarangkalian mati di antara umur x dan umur x+n *Probability of dying between age x and age x+n* | Bilangan kematian di antara umur x dan umur x+n *Number of deaths between age x and age x+n* | Kadar tengah mortaliti di antara umur x dan umur x+n *Central mortality rate between age x and age x+n* | Penakat (orang yang masih hidup) pada umur tepat x *Survivors at exact age x* | Bilangan orang hidup-tahun di antara umur x dan umur x+n *Number of person-years lived between age x and age x+n* | Nisbah ketakatan *Survival ratio* | Jumlah bilangan orang hidup-tahun selepas umur tepat x *Total number of person-years lived after exact age x* | Jangkaan hayat *Life expectancy* |
|---|---|---|---|---|---|---|---|---|
| x | $_nq_x$ | $_nd_x$ | $_nm_x$ | $l_x$ | $_nL_x$ | $_nS_x$ | $T_x$ | $e_x$ |
| **Lelaki dan Perempuan** *Both sexes* | | | | | | | | |
| **0** | 0.00832 | 832 | 0.00839 | 100,000 | 99,230 | 0.99131 [a] | 7,242,138 | 72.4 |
| **1** | 0.00100 | 99 | 0.00025 | 99,168 | 396,423 | 0.99916 [b] | 7,142,908 | 72.0 |
| **5** | 0.00043 | 42 | 0.00009 | 99,068 | 495,235 | 0.99912 | 6,746,485 | 68.1 |
| **10** | 0.00133 | 132 | 0.00027 | 99,026 | 494,798 | 0.99757 | 6,251,251 | 63.1 |
| **15** | 0.00353 | 349 | 0.00071 | 98,894 | 493,595 | 0.99558 | 5,756,452 | 58.2 |
| **20** | 0.00531 | 523 | 0.00106 | 98,544 | 491,414 | 0.99459 | 5,262,857 | 53.4 |
| **25** | 0.00551 | 540 | 0.00111 | 98,021 | 488,756 | 0.99385 | 4,771,443 | 48.7 |
| **30** | 0.00680 | 663 | 0.00136 | 97,481 | 485,749 | 0.99142 | 4,282,687 | 43.9 |
| **35** | 0.01037 | 1,004 | 0.00208 | 96,818 | 481,582 | 0.98657 | 3,796,938 | 39.2 |
| **40** | 0.01652 | 1,583 | 0.00333 | 95,815 | 475,116 | 0.98195 | 3,315,356 | 34.6 |
| **45** | 0.01961 | 1,848 | 0.00396 | 94,232 | 466,540 | 0.96865 | 2,840,240 | 30.1 |
| **50** | 0.04333 | 4,003 | 0.00886 | 92,384 | 451,912 | 0.93976 | 2,373,700 | 25.7 |
| **55** | 0.07791 | 6,885 | 0.01621 | 88,381 | 424,690 | 0.91622 | 1,921,788 | 21.7 |
| **60** | 0.09015 | 7,347 | 0.01888 | 81,495 | 389,110 | 0.87808 | 1,497,097 | 18.4 |
| **65** | 0.15683 | 11,628 | 0.03403 | 74,148 | 341,671 | 0.83948 | 1,107,988 | 14.9 |
| **70** | 0.16490 | 10,309 | 0.03594 | 62,520 | 286,826 | 0.80369 | 766,317 | 12.3 |
| **75** | 0.23393 | 12,214 | 0.05298 | 52,211 | 230,519 | 0.51924 [c] | 479,491 | 9.2 |
| **80+** | 1.00000 | 39,997 | 0.16065 | 39,997 | 248,972 | - | 248,972 | 6.2 |
| **Lelaki** *Male* | | | | | | | | |
| **0** | 0.00691 | 691 | 0.00695 | 100,000 | 99,352 | 0.99272 [a] | 6,977,478 | 69.8 |
| **1** | 0.00097 | 96 | 0.00024 | 99,309 | 397,009 | 0.99930 [b] | 6,878,125 | 69.3 |
| **5** | 0.00021 | 21 | 0.00004 | 99,213 | 496,015 | 0.99900 | 6,481,116 | 65.3 |
| **10** | 0.00180 | 179 | 0.00036 | 99,193 | 495,517 | 0.99646 | 5,985,101 | 60.3 |
| **15** | 0.00527 | 522 | 0.00106 | 99,014 | 493,764 | 0.99359 | 5,489,585 | 55.4 |
| **20** | 0.00754 | 743 | 0.00151 | 98,492 | 490,602 | 0.99358 | 4,995,820 | 50.7 |
| **25** | 0.00530 | 518 | 0.00106 | 97,749 | 487,450 | 0.99235 | 4,505,218 | 46.1 |
| **30** | 0.01001 | 973 | 0.00201 | 97,231 | 483,722 | 0.98863 | 4,017,768 | 41.3 |
| **35** | 0.01275 | 1,227 | 0.00257 | 96,258 | 478,222 | 0.98183 | 3,534,046 | 36.7 |
| **40** | 0.02366 | 2,249 | 0.00479 | 95,031 | 469,533 | 0.97647 | 3,055,824 | 32.2 |
| **45** | 0.02340 | 2,171 | 0.00473 | 92,782 | 458,484 | 0.95887 | 2,586,291 | 27.9 |
| **50** | 0.05929 | 5,372 | 0.01222 | 90,611 | 439,627 | 0.92175 | 2,127,807 | 23.5 |
| **55** | 0.09841 | 8,389 | 0.02070 | 85,239 | 405,226 | 0.89349 | 1,688,180 | 19.8 |
| **60** | 0.11549 | 8,876 | 0.02451 | 76,851 | 362,064 | 0.84513 | 1,282,955 | 16.7 |
| **65** | 0.19938 | 13,553 | 0.04429 | 67,975 | 305,992 | 0.80550 | 920,890 | 13.5 |
| **70** | 0.18841 | 10,253 | 0.04160 | 54,422 | 246,476 | 0.76740 | 614,898 | 11.3 |
| **75** | 0.28705 | 12,679 | 0.06703 | 44,168 | 189,146 | 0.48661 [c] | 368,422 | 8.3 |
| **80+** | 1.00000 | 31,490 | 0.17565 | 31,490 | 179,276 | - | 179,276 | 5.7 |
| **Perempuan** *Female* | | | | | | | | |
| **0** | 0.00984 | 984 | 0.00993 | 100,000 | 99,095 | 0.98981 [a] | 7,550,383 | 75.5 |
| **1** | 0.00104 | 103 | 0.00026 | 99,016 | 395,808 | 0.99899 [b] | 7,451,288 | 75.3 |
| **5** | 0.00067 | 66 | 0.00013 | 98,913 | 494,401 | 0.99925 | 7,055,480 | 71.3 |
| **10** | 0.00084 | 83 | 0.00017 | 98,847 | 494,029 | 0.99878 | 6,561,079 | 66.4 |
| **15** | 0.00161 | 159 | 0.00032 | 98,764 | 493,424 | 0.99789 | 6,067,050 | 61.4 |
| **20** | 0.00262 | 259 | 0.00053 | 98,605 | 492,381 | 0.99578 | 5,573,626 | 56.5 |
| **25** | 0.00582 | 572 | 0.00117 | 98,347 | 490,304 | 0.99551 | 5,081,246 | 51.7 |
| **30** | 0.00316 | 309 | 0.00063 | 97,775 | 488,100 | 0.99461 | 4,590,942 | 47.0 |
| **35** | 0.00762 | 742 | 0.00153 | 97,465 | 485,470 | 0.99178 | 4,102,842 | 42.1 |
| **40** | 0.00882 | 853 | 0.00177 | 96,723 | 481,481 | 0.98771 | 3,617,372 | 37.4 |
| **45** | 0.01579 | 1,514 | 0.00318 | 95,870 | 475,563 | 0.97888 | 3,135,891 | 32.7 |
| **50** | 0.02653 | 2,503 | 0.00538 | 94,356 | 465,521 | 0.95790 | 2,660,327 | 28.2 |
| **55** | 0.05811 | 5,337 | 0.01197 | 91,853 | 445,921 | 0.93845 | 2,194,807 | 23.9 |
| **60** | 0.06520 | 5,640 | 0.01348 | 86,515 | 418,476 | 0.90982 | 1,748,886 | 20.2 |
| **65** | 0.11690 | 9,455 | 0.02483 | 80,875 | 380,739 | 0.87075 | 1,330,410 | 16.5 |
| **70** | 0.14323 | 10,229 | 0.03086 | 71,420 | 331,529 | 0.83706 | 949,671 | 13.3 |
| **75** | 0.18595 | 11,378 | 0.04100 | 61,191 | 277,509 | 0.55106 [c] | 618,143 | 10.1 |
| **80+** | 1.00000 | 49,813 | 0.14624 | 49,813 | 340,633 | - | 340,633 | 6.8 |

**Nota:** *Notes:*
[a] **Daripada umur 0 hingga kumpulan umur 1-4**
*From age of 0 to age group 1-4*
[b] **Daripada umur 0, kumpulan umur 1-4 hingga kumpulan umur 5-9**
*From age of 0, age group 1-4 to age group 5-9*
[c] **Daripada umur 75 hingga 80+**
*From age of 75 to 80+*
[p] **Permulaan**
*Preliminary*

**Jadual 4.6.9: Jadual hayat ringkas mengikut jantina dan umur, Rompin, Pahang, 2025[p]**

*Table 4.6.9: Abridged life table by sex and age, Rompin, Pahang, 2025 [p]*

| Umur *Age* | Kebarangkalian mati di antara umur x dan umur x+n *Probability of dying between age x and age x+n* | Bilangan kematian di antara umur x dan umur x+n *Number of deaths between age x and age x+n* | Kadar tengah mortaliti di antara umur x dan umur x+n *Central mortality rate between age x and age x+n* | Penakat (orang yang masih hidup) pada umur tepat x *Survivors at exact age x* | Bilangan orang hidup-tahun di antara umur x dan umur x+n *Number of person-years lived between age x and age x+n* | Nisbah ketakatan *Survival ratio* | Jumlah bilangan orang hidup-tahun selepas umur tepat x *Total number of person-years lived after exact age x* | Jangkaan hayat *Life expectancy* |
|---|---|---|---|---|---|---|---|---|
| x | $_nq_x$ | $_nd_x$ | $_nm_x$ | $l_x$ | $_nL_x$ | $_nS_x$ | $T_x$ | $e_x$ |
| **Lelaki dan Perempuan** *Both sexes* | | | | | | | | |
| **0** | 0.00654 | 654 | 0.00658 | 100,000 | 99,391 | 0.99290 [a] | 6,878,176 | 68.8 |
| **1** | 0.00132 | 131 | 0.00033 | 99,346 | 397,057 | 0.99915 [b] | 6,778,784 | 68.2 |
| **5** | 0.00018 | 18 | 0.00004 | 99,215 | 496,028 | 0.99842 | 6,381,728 | 64.3 |
| **10** | 0.00299 | 296 | 0.00060 | 99,197 | 495,243 | 0.99547 | 5,885,699 | 59.3 |
| **15** | 0.00608 | 601 | 0.00122 | 98,900 | 492,999 | 0.99372 | 5,390,457 | 54.5 |
| **20** | 0.00647 | 636 | 0.00130 | 98,299 | 489,905 | 0.99284 | 4,897,458 | 49.8 |
| **25** | 0.00785 | 766 | 0.00158 | 97,663 | 486,399 | 0.99073 | 4,407,553 | 45.1 |
| **30** | 0.01071 | 1,038 | 0.00215 | 96,897 | 481,889 | 0.98664 | 3,921,154 | 40.5 |
| **35** | 0.01604 | 1,537 | 0.00323 | 95,859 | 475,451 | 0.98283 | 3,439,265 | 35.9 |
| **40** | 0.01833 | 1,729 | 0.00370 | 94,322 | 467,286 | 0.97427 | 2,963,814 | 31.4 |
| **45** | 0.03327 | 3,081 | 0.00677 | 92,593 | 455,263 | 0.95706 | 2,496,528 | 27.0 |
| **50** | 0.05293 | 4,738 | 0.01087 | 89,512 | 435,716 | 0.94466 | 2,041,265 | 22.8 |
| **55** | 0.05789 | 4,907 | 0.01192 | 84,774 | 411,602 | 0.92282 | 1,605,549 | 18.9 |
| **60** | 0.09765 | 7,799 | 0.02053 | 79,867 | 379,836 | 0.87921 | 1,193,947 | 14.9 |
| **65** | 0.14643 | 10,553 | 0.03160 | 72,068 | 333,956 | 0.73733 | 814,112 | 11.3 |
| **70** | 0.39885 | 24,535 | 0.09964 | 61,515 | 246,236 | 0.56910 | 480,155 | 7.8 |
| **75** | 0.48421 | 17,906 | 0.12778 | 36,979 | 140,133 | 0.40094 [c] | 233,919 | 6.3 |
| **80+** | 1.00000 | 19,074 | 0.20337 | 19,074 | 93,787 | - | 93,787 | 4.9 |
| **Lelaki** *Male* | | | | | | | | |
| **0** | 0.00833 | 833 | 0.00839 | 100,000 | 99,223 | 0.99149 [a] | 6,666,738 | 66.7 |
| **1** | 0.00064 | 63 | 0.00016 | 99,167 | 396,520 | 0.99937 [b] | 6,567,515 | 66.2 |
| **5** | 0.00036 | 36 | 0.00007 | 99,104 | 495,433 | 0.99804 | 6,170,995 | 62.3 |
| **10** | 0.00357 | 353 | 0.00071 | 99,069 | 494,461 | 0.99355 | 5,675,562 | 57.3 |
| **15** | 0.00934 | 922 | 0.00188 | 98,715 | 491,272 | 0.99017 | 5,181,101 | 52.5 |
| **20** | 0.01032 | 1,009 | 0.00207 | 97,793 | 486,443 | 0.99124 | 4,689,830 | 48.0 |
| **25** | 0.00718 | 695 | 0.00144 | 96,784 | 482,183 | 0.99084 | 4,203,387 | 43.4 |
| **30** | 0.01115 | 1,071 | 0.00224 | 96,089 | 477,767 | 0.98670 | 3,721,204 | 38.7 |
| **35** | 0.01548 | 1,471 | 0.00312 | 95,018 | 471,411 | 0.98112 | 3,243,437 | 34.1 |
| **40** | 0.02233 | 2,089 | 0.00452 | 93,547 | 462,511 | 0.97144 | 2,772,026 | 29.6 |
| **45** | 0.03492 | 3,194 | 0.00711 | 91,458 | 449,304 | 0.95179 | 2,309,515 | 25.3 |
| **50** | 0.06197 | 5,470 | 0.01279 | 88,264 | 427,644 | 0.93313 | 1,860,211 | 21.1 |
| **55** | 0.07209 | 5,968 | 0.01496 | 82,794 | 399,048 | 0.90264 | 1,432,567 | 17.3 |
| **60** | 0.12460 | 9,573 | 0.02658 | 76,825 | 360,196 | 0.84754 | 1,033,519 | 13.5 |
| **65** | 0.18429 | 12,394 | 0.04060 | 67,253 | 305,279 | 0.68577 | 673,324 | 10.0 |
| **70** | 0.47353 | 25,977 | 0.12408 | 54,859 | 209,351 | 0.49250 | 368,045 | 6.7 |
| **75** | 0.57204 | 16,521 | 0.16024 | 28,882 | 103,105 | 0.35030 [c] | 158,695 | 5.5 |
| **80+** | 1.00000 | 12,360 | 0.22235 | 12,360 | 55,590 | - | 55,590 | 4.5 |
| **Perempuan** *Female* | | | | | | | | |
| **0** | 0.00464 | 464 | 0.00466 | 100,000 | 99,566 | 0.99441 [a] | 7,132,047 | 71.3 |
| **1** | 0.00205 | 204 | 0.00051 | 99,536 | 397,637 | 0.99891 [b] | 7,032,481 | 70.7 |
| **5** | 0.00000 | - | 0.00000 | 99,332 | 496,659 | 0.99883 | 6,634,844 | 66.8 |
| **10** | 0.00235 | 233 | 0.00047 | 99,332 | 496,076 | 0.99764 | 6,138,185 | 61.8 |
| **15** | 0.00237 | 234 | 0.00047 | 99,099 | 494,907 | 0.99815 | 5,642,109 | 56.9 |
| **20** | 0.00133 | 132 | 0.00027 | 98,864 | 493,992 | 0.99491 | 5,147,202 | 52.1 |
| **25** | 0.00885 | 874 | 0.00178 | 98,732 | 491,477 | 0.99054 | 4,653,210 | 47.1 |
| **30** | 0.01006 | 985 | 0.00202 | 97,858 | 486,830 | 0.98657 | 4,161,733 | 42.5 |
| **35** | 0.01683 | 1,630 | 0.00339 | 96,874 | 480,293 | 0.98519 | 3,674,903 | 37.9 |
| **40** | 0.01275 | 1,214 | 0.00257 | 95,244 | 473,182 | 0.97801 | 3,194,610 | 33.5 |
| **45** | 0.03134 | 2,947 | 0.00637 | 94,029 | 462,778 | 0.96245 | 2,721,428 | 28.9 |
| **50** | 0.04396 | 4,004 | 0.00899 | 91,082 | 445,401 | 0.95577 | 2,258,650 | 24.8 |
| **55** | 0.04451 | 3,876 | 0.00910 | 87,078 | 425,703 | 0.94148 | 1,813,250 | 20.8 |
| **60** | 0.07319 | 6,089 | 0.01519 | 83,203 | 400,790 | 0.90620 | 1,387,547 | 16.7 |
| **65** | 0.11604 | 8,948 | 0.02464 | 77,113 | 363,196 | 0.78801 | 986,757 | 12.8 |
| **70** | 0.32054 | 21,850 | 0.07634 | 68,165 | 286,201 | 0.64760 | 623,561 | 9.1 |
| **75** | 0.39929 | 18,493 | 0.09978 | 46,315 | 185,343 | 0.45061 [c] | 337,360 | 7.3 |
| **80+** | 1.00000 | 27,822 | 0.18302 | 27,822 | 152,016 | - | 152,016 | 5.5 |

**Nota:** *Notes:*

[a] **Daripada umur 0 hingga kumpulan umur 1-4**
*From age of 0 to age group 1-4*

[b] **Daripada umur 0, kumpulan umur 1-4 hingga kumpulan umur 5-9**
*From age of 0, age group 1-4 to age group 5-9*

[c] **Daripada umur 75 hingga 80+**
*From age of 75 to 80+*

[p] **Permulaan**
*Preliminary*

**Jadual 4.6.10: Jadual hayat ringkas mengikut jantina dan umur, Maran, Pahang, 2025[P]**

*Table 4.6.10: Abridged life table by sex and age, Maran, Pahang, 2025 [P]*

| **Umur** *Age* | **Kebarangkalian mati di antara umur x dan umur x+n** *Probability of dying between age x and age x+n* | **Bilangan kematian di antara umur x dan umur x+n** *Number of deaths between age x and age x+n* | **Kadar tengah mortaliti di antara umur x dan umur x+n** *Central mortality rate between age x and age x+n* | **Penakat (orang yang masih hidup) pada umur tepat x** *Survivors at exact age x* | **Bilangan orang hidup-tahun di antara umur x dan umur x+n** *Number of person-years lived between age x and age x+n* | **Nisbah ketakatan** *Survival ratio* | **Jumlah bilangan orang hidup-tahun selepas umur tepat x** *Total number of person-years lived after exact age x* | **Jangkaan hayat** *Life expectancy* |
|---|---|---|---|---|---|---|---|---|
| **x** | $_nq_x$ | $_nd_x$ | $_nm_x$ | $l_x$ | $_nL_x$ | $_nS_x$ | $T_x$ | $e_x$ |
| **Lelaki dan Perempuan** *Both sexes* | | | | | | | | |
| **0** | 0.00597 | 597 | 0.00600 | 100,000 | 99,444 | 0.99365 [a] | 6,999,268 | 70.0 |
| **1** | 0.00093 | 93 | 0.00023 | 99,403 | 397,382 | 0.99908 [b] | 6,899,824 | 69.4 |
| **5** | 0.00074 | 74 | 0.00015 | 99,310 | 496,368 | 0.99859 | 6,502,442 | 65.5 |
| **10** | 0.00208 | 206 | 0.00042 | 99,237 | 495,669 | 0.99686 | 6,006,074 | 60.5 |
| **15** | 0.00421 | 417 | 0.00084 | 99,031 | 494,111 | 0.99587 | 5,510,405 | 55.6 |
| **20** | 0.00405 | 399 | 0.00081 | 98,614 | 492,070 | 0.99534 | 5,016,294 | 50.9 |
| **25** | 0.00527 | 517 | 0.00106 | 98,214 | 489,778 | 0.99302 | 4,524,223 | 46.1 |
| **30** | 0.00870 | 850 | 0.00175 | 97,697 | 486,360 | 0.98863 | 4,034,445 | 41.3 |
| **35** | 0.01407 | 1,363 | 0.00283 | 96,847 | 480,828 | 0.98260 | 3,548,085 | 36.6 |
| **40** | 0.02077 | 1,983 | 0.00420 | 95,484 | 472,464 | 0.97214 | 3,067,256 | 32.1 |
| **45** | 0.03511 | 3,283 | 0.00715 | 93,501 | 459,299 | 0.95688 | 2,594,792 | 27.8 |
| **50** | 0.05142 | 4,639 | 0.01056 | 90,218 | 439,493 | 0.94661 | 2,135,493 | 23.7 |
| **55** | 0.05546 | 4,746 | 0.01141 | 85,579 | 416,030 | 0.93499 | 1,696,000 | 19.8 |
| **60** | 0.07512 | 6,072 | 0.01561 | 80,833 | 388,983 | 0.89633 | 1,279,970 | 15.8 |
| **65** | 0.13453 | 10,057 | 0.02885 | 74,761 | 348,659 | 0.80261 | 890,987 | 11.9 |
| **70** | 0.27002 | 17,471 | 0.06243 | 64,703 | 279,838 | 0.59540 | 542,328 | 8.4 |
| **75** | 0.58896 | 27,818 | 0.16696 | 47,232 | 166,616 | 0.36525 [c] | 262,490 | 5.6 |
| **80+** | 1.00000 | 19,414 | 0.20250 | 19,414 | 95,874 | - | 95,874 | 4.9 |
| **Lelaki** *Male* | | | | | | | | |
| **0** | 0.00686 | 686 | 0.00691 | 100,000 | 99,356 | 0.99289 [a] | 6,755,447 | 67.6 |
| **1** | 0.00071 | 71 | 0.00018 | 99,314 | 397,087 | 0.99926 [b] | 6,656,090 | 67.0 |
| **5** | 0.00056 | 56 | 0.00011 | 99,243 | 496,074 | 0.99860 | 6,259,003 | 63.1 |
| **10** | 0.00224 | 222 | 0.00045 | 99,187 | 495,380 | 0.99510 | 5,762,929 | 58.1 |
| **15** | 0.00757 | 749 | 0.00152 | 98,965 | 492,952 | 0.99284 | 5,267,550 | 53.2 |
| **20** | 0.00675 | 663 | 0.00135 | 98,216 | 489,422 | 0.99270 | 4,774,598 | 48.6 |
| **25** | 0.00786 | 767 | 0.00158 | 97,553 | 485,849 | 0.99136 | 4,285,176 | 43.9 |
| **30** | 0.00943 | 913 | 0.00190 | 96,787 | 481,651 | 0.98564 | 3,799,326 | 39.3 |
| **35** | 0.01933 | 1,853 | 0.00390 | 95,874 | 474,737 | 0.98001 | 3,317,675 | 34.6 |
| **40** | 0.02066 | 1,943 | 0.00418 | 94,021 | 465,248 | 0.96898 | 2,842,938 | 30.2 |
| **45** | 0.04159 | 3,829 | 0.00849 | 92,078 | 450,817 | 0.94983 | 2,377,690 | 25.8 |
| **50** | 0.05913 | 5,218 | 0.01219 | 88,249 | 428,199 | 0.93294 | 1,926,873 | 21.8 |
| **55** | 0.07549 | 6,268 | 0.01569 | 83,031 | 399,483 | 0.91142 | 1,498,675 | 18.0 |
| **60** | 0.10274 | 7,887 | 0.02166 | 76,762 | 364,096 | 0.86558 | 1,099,191 | 14.3 |
| **65** | 0.16973 | 11,690 | 0.03709 | 68,876 | 315,154 | 0.78023 | 735,095 | 10.7 |
| **70** | 0.28004 | 16,014 | 0.06513 | 57,186 | 245,893 | 0.52382 | 419,942 | 7.3 |
| **75** | 0.74862 | 30,822 | 0.23930 | 41,172 | 128,803 | 0.25996 [c] | 174,049 | 4.2 |
| **80+** | 1.00000 | 10,350 | 0.22874 | 10,350 | 45,246 | - | 45,246 | 4.4 |
| **Perempuan** *Female* | | | | | | | | |
| **0** | 0.00507 | 507 | 0.00509 | 100,000 | 99,526 | 0.99442 [a] | 7,274,069 | 72.7 |
| **1** | 0.00118 | 117 | 0.00029 | 99,493 | 397,683 | 0.99887 [b] | 7,174,542 | 72.1 |
| **5** | 0.00094 | 93 | 0.00019 | 99,376 | 496,649 | 0.99858 | 6,776,859 | 68.2 |
| **10** | 0.00190 | 188 | 0.00038 | 99,283 | 495,945 | 0.99889 | 6,280,211 | 63.3 |
| **15** | 0.00031 | 31 | 0.00006 | 99,095 | 495,397 | 0.99938 | 5,784,266 | 58.4 |
| **20** | 0.00094 | 93 | 0.00019 | 99,064 | 495,087 | 0.99842 | 5,288,869 | 53.4 |
| **25** | 0.00223 | 220 | 0.00045 | 98,971 | 494,305 | 0.99511 | 4,793,782 | 48.4 |
| **30** | 0.00756 | 747 | 0.00152 | 98,751 | 491,886 | 0.99270 | 4,299,478 | 43.5 |
| **35** | 0.00703 | 689 | 0.00141 | 98,004 | 488,296 | 0.98606 | 3,807,592 | 38.9 |
| **40** | 0.02089 | 2,033 | 0.00422 | 97,315 | 481,491 | 0.97560 | 3,319,295 | 34.1 |
| **45** | 0.02798 | 2,666 | 0.00567 | 95,282 | 469,744 | 0.96444 | 2,837,804 | 29.8 |
| **50** | 0.04335 | 4,015 | 0.00886 | 92,616 | 453,042 | 0.96100 | 2,368,060 | 25.6 |
| **55** | 0.03444 | 3,051 | 0.00701 | 88,601 | 435,375 | 0.95875 | 1,915,019 | 21.6 |
| **60** | 0.04830 | 4,132 | 0.00990 | 85,549 | 417,416 | 0.92222 | 1,479,643 | 17.3 |
| **65** | 0.10875 | 8,854 | 0.02300 | 81,417 | 384,950 | 0.81902 | 1,062,227 | 13.0 |
| **70** | 0.26202 | 19,013 | 0.06030 | 72,563 | 315,282 | 0.65056 | 677,277 | 9.3 |
| **75** | 0.46790 | 25,056 | 0.12216 | 53,550 | 205,110 | 0.43339 [c] | 361,994 | 6.8 |
| **80+** | 1.00000 | 28,494 | 0.18162 | 28,494 | 156,884 | - | 156,884 | 5.5 |

**Nota:** *Notes:*

[a] **Daripada umur 0 hingga kumpulan umur 1-4**
*From age of 0 to age group 1-4*

[b] **Daripada umur 0, kumpulan umur 1-4 hingga kumpulan umur 5-9**
*From age of 0, age group 1-4 to age group 5-9*

[c] **Daripada umur 75 hingga 80+**
*From age of 75 to 80+*

[P] **Permulaan**
*Preliminary*

**Jadual 4.6.11: Jadual hayat ringkas mengikut jantina dan umur, Bera, Pahang, 2025[p]**

*Table 4.6.11: Abridged life table by sex and age, Bera, Pahang, 2025[p]*

| **Umur** *Age* | **Kebarangkalian mati di antara umur x dan umur x+n** *Probability of dying between age x and age x+n* | **Bilangan kematian di antara umur x dan umur x+n** *Number of deaths between age x and age x+n* | **Kadar tengah mortaliti di antara umur x dan umur x+n** *Central mortality rate between age x and age x+n* | **Penakat (orang yang masih hidup) pada umur tepat x** *Survivors at exact age x* | **Bilangan orang hidup-tahun di antara umur x dan umur x+n** *Number of person-years lived between age x and age x+n* | **Nisbah ketakatan** *Survival ratio* | **Jumlah bilangan orang hidup-tahun selepas umur tepat x** *Total number of person-years lived after exact age x* | **Jangkaan hayat** *Life expectancy* |
|---|---|---|---|---|---|---|---|---|
| **x** | $_nq_x$ | $_nd_x$ | $_nm_x$ | $l_x$ | $_nL_x$ | $_nS_x$ | $T_x$ | $e_x$ |
| **Lelaki dan Perempuan** *Both sexes* | | | | | | | | |
| **0** | 0.00957 | 957 | 0.00965 | 100,000 | 99,119 | 0.98972 [a] | 7,262,229 | 72.6 |
| **1** | 0.00175 | 173 | 0.00044 | 99,043 | 395,741 | 0.99866 [b] | 7,163,110 | 72.3 |
| **5** | 0.00061 | 61 | 0.00012 | 98,870 | 494,198 | 0.99921 | 6,767,369 | 68.4 |
| **10** | 0.00096 | 95 | 0.00019 | 98,809 | 493,808 | 0.99859 | 6,273,171 | 63.5 |
| **15** | 0.00185 | 183 | 0.00037 | 98,714 | 493,114 | 0.99818 | 5,779,362 | 58.5 |
| **20** | 0.00178 | 176 | 0.00036 | 98,531 | 492,218 | 0.99614 | 5,286,249 | 53.7 |
| **25** | 0.00594 | 584 | 0.00119 | 98,356 | 490,317 | 0.99295 | 4,794,031 | 48.7 |
| **30** | 0.00817 | 798 | 0.00164 | 97,771 | 486,861 | 0.98977 | 4,303,714 | 44.0 |
| **35** | 0.01231 | 1,194 | 0.00248 | 96,973 | 481,879 | 0.98574 | 3,816,853 | 39.4 |
| **40** | 0.01624 | 1,555 | 0.00327 | 95,779 | 475,006 | 0.97953 | 3,334,973 | 34.8 |
| **45** | 0.02478 | 2,335 | 0.00502 | 94,224 | 465,282 | 0.96780 | 2,859,967 | 30.4 |
| **50** | 0.03980 | 3,657 | 0.00812 | 91,889 | 450,302 | 0.95149 | 2,394,685 | 26.1 |
| **55** | 0.05758 | 5,081 | 0.01186 | 88,232 | 428,457 | 0.92945 | 1,944,383 | 22.0 |
| **60** | 0.08430 | 7,010 | 0.01760 | 83,151 | 398,230 | 0.89654 | 1,515,926 | 18.2 |
| **65** | 0.12438 | 9,470 | 0.02653 | 76,141 | 357,030 | 0.83777 | 1,117,696 | 14.7 |
| **70** | 0.20547 | 13,699 | 0.04580 | 66,671 | 299,108 | 0.76213 | 760,666 | 11.4 |
| **75** | 0.27864 | 14,760 | 0.06475 | 52,972 | 227,960 | 0.50611 [c] | 461,559 | 8.7 |
| **80+** | 1.00000 | 38,212 | 0.16358 | 38,212 | 233,598 | - | 233,598 | 6.1 |
| **Lelaki** *Male* | | | | | | | | |
| **0** | 0.01345 | 1,345 | 0.01362 | 100,000 | 98,764 | 0.98549 [a] | 6,983,382 | 69.8 |
| **1** | 0.00271 | 267 | 0.00068 | 98,655 | 393,982 | 0.99795 [b] | 6,884,618 | 69.8 |
| **5** | 0.00082 | 80 | 0.00016 | 98,388 | 491,737 | 0.99902 | 6,490,636 | 66.0 |
| **10** | 0.00115 | 113 | 0.00023 | 98,307 | 491,255 | 0.99797 | 5,998,898 | 61.0 |
| **15** | 0.00291 | 286 | 0.00058 | 98,195 | 490,258 | 0.99737 | 5,507,644 | 56.1 |
| **20** | 0.00234 | 229 | 0.00047 | 97,908 | 488,970 | 0.99584 | 5,017,386 | 51.2 |
| **25** | 0.00599 | 585 | 0.00120 | 97,680 | 486,935 | 0.99306 | 4,528,416 | 46.4 |
| **30** | 0.00789 | 766 | 0.00158 | 97,094 | 483,556 | 0.98847 | 4,041,481 | 41.6 |
| **35** | 0.01519 | 1,463 | 0.00306 | 96,328 | 477,981 | 0.98387 | 3,557,926 | 36.9 |
| **40** | 0.01708 | 1,621 | 0.00345 | 94,865 | 470,271 | 0.97319 | 3,079,944 | 32.5 |
| **45** | 0.03671 | 3,423 | 0.00748 | 93,244 | 457,663 | 0.95364 | 2,609,673 | 28.0 |
| **50** | 0.05638 | 5,064 | 0.01160 | 89,821 | 436,447 | 0.93288 | 2,152,009 | 24.0 |
| **55** | 0.07852 | 6,655 | 0.01634 | 84,758 | 407,151 | 0.90805 | 1,715,562 | 20.2 |
| **60** | 0.10653 | 8,320 | 0.02250 | 78,103 | 369,714 | 0.87075 | 1,308,411 | 16.8 |
| **65** | 0.15468 | 10,794 | 0.03353 | 69,783 | 321,928 | 0.81680 | 938,698 | 13.5 |
| **70** | 0.21695 | 12,797 | 0.04867 | 58,989 | 262,950 | 0.71994 | 616,769 | 10.5 |
| **75** | 0.36067 | 16,660 | 0.08800 | 46,191 | 189,307 | 0.46496 [c] | 353,819 | 7.7 |
| **80+** | 1.00000 | 29,532 | 0.17951 | 29,532 | 164,512 | - | 164,512 | 5.6 |
| **Perempuan** *Female* | | | | | | | | |
| **0** | 0.00513 | 513 | 0.00515 | 100,000 | 99,521 | 0.99463 [a] | 7,588,528 | 75.9 |
| **1** | 0.00063 | 63 | 0.00016 | 99,487 | 397,793 | 0.99941 [b] | 7,489,007 | 75.3 |
| **5** | 0.00041 | 41 | 0.00008 | 99,424 | 497,021 | 0.99941 | 7,091,214 | 71.3 |
| **10** | 0.00078 | 77 | 0.00016 | 99,384 | 496,725 | 0.99926 | 6,594,193 | 66.4 |
| **15** | 0.00070 | 69 | 0.00014 | 99,306 | 496,358 | 0.99910 | 6,097,468 | 61.4 |
| **20** | 0.00109 | 109 | 0.00022 | 99,237 | 495,913 | 0.99653 | 5,601,109 | 56.4 |
| **25** | 0.00586 | 580 | 0.00117 | 99,128 | 494,191 | 0.99278 | 5,105,196 | 51.5 |
| **30** | 0.00859 | 847 | 0.00173 | 98,548 | 490,623 | 0.99144 | 4,611,005 | 46.8 |
| **35** | 0.00852 | 832 | 0.00171 | 97,701 | 486,425 | 0.98814 | 4,120,383 | 42.2 |
| **40** | 0.01523 | 1,475 | 0.00307 | 96,869 | 480,656 | 0.98644 | 3,633,958 | 37.5 |
| **45** | 0.01187 | 1,132 | 0.00239 | 95,394 | 474,138 | 0.98330 | 3,153,302 | 33.1 |
| **50** | 0.02158 | 2,034 | 0.00436 | 94,262 | 466,222 | 0.97085 | 2,679,164 | 28.4 |
| **55** | 0.03688 | 3,401 | 0.00751 | 92,227 | 452,633 | 0.95125 | 2,212,942 | 24.0 |
| **60** | 0.06108 | 5,426 | 0.01260 | 88,826 | 430,566 | 0.92142 | 1,760,309 | 19.8 |
| **65** | 0.09721 | 8,107 | 0.02043 | 83,400 | 396,734 | 0.85661 | 1,329,744 | 15.9 |
| **70** | 0.19455 | 14,649 | 0.04310 | 75,293 | 339,845 | 0.79847 | 933,010 | 12.4 |
| **75** | 0.21019 | 12,747 | 0.04697 | 60,645 | 271,357 | 0.54253 [c] | 593,164 | 9.8 |
| **80+** | 1.00000 | 47,898 | 0.14884 | 47,898 | 321,808 | - | 321,808 | 6.7 |

**Nota:** *Notes:*

[a] **Daripada umur 0 hingga kumpulan umur 1-4**
*From age of 0 to age group 1-4*

[b] **Daripada umur 0, kumpulan umur 1-4 hingga kumpulan umur 5-9**
*From age of 0, age group 1-4 to age group 5-9*

[c] **Daripada umur 75 hingga 80+**
*From age of 75 to 80+*

[p] **Permulaan**
*Preliminary*

# NEGERI & DAERAH PENTADBIRAN

## *STATE & ADMINISTRATIVE DISTRICT*

# PERAK

# 2025p

**Muka surat ini sengaja dibiarkan kosong**

*This page is deliberately left blank*

**Jadual 4.7: Jadual hayat ringkas mengikut jantina dan umur, Perak, 2025[p]**
*Table 4.7: Abridged life table by sex and age, Perak, 2025 [p]*

| **Umur** *Age* | **Kebarangkalian mati di antara umur x dan umur x+n** *Probability of dying between age x and age x+n* | **Bilangan kematian di antara umur x dan umur x+n** *Number of deaths between age x and age x+n* | **Kadar tengah mortaliti di antara umur x dan umur x+n** *Central mortality rate between age x and age x+n* | **Penakat (orang yang masih hidup) pada umur tepat x** *Survivors at exact age x* | **Bilangan orang hidup-tahun di antara umur x dan umur x+n** *Number of person-years lived between age x and age x+n* | **Nisbah ketakatan** *Survival ratio* | **Jumlah bilangan orang hidup-tahun selepas umur tepat x** *Total number of person-years lived after exact age x* | **Jangkaan hayat** *Life expectancy* |
|---|---|---|---|---|---|---|---|---|
| **x** | $_nq_x$ | $_nd_x$ | $_nm_x$ | $l_x$ | $_nL_x$ | $_nS_x$ | $T_x$ | $e_x$ |
| **Lelaki dan Perempuan** *Both sexes* | | | | | | | | |
| **0** | 0.00742 | 742 | 0.00747 | 100,000 | 99,312 | 0.99213 [a] | 7,384,680 | 73.8 |
| **1** | 0.00113 | 112 | 0.00028 | 99,258 | 396,753 | 0.99887 [b] | 7,285,369 | 73.4 |
| **5** | 0.00092 | 91 | 0.00018 | 99,146 | 495,502 | 0.99902 | 6,888,615 | 69.5 |
| **10** | 0.00103 | 102 | 0.00021 | 99,055 | 495,019 | 0.99792 | 6,393,113 | 64.5 |
| **15** | 0.00313 | 310 | 0.00063 | 98,953 | 493,988 | 0.99694 | 5,898,094 | 59.6 |
| **20** | 0.00299 | 295 | 0.00060 | 98,642 | 492,474 | 0.99631 | 5,404,106 | 54.8 |
| **25** | 0.00439 | 431 | 0.00088 | 98,347 | 490,657 | 0.99430 | 4,911,632 | 49.9 |
| **30** | 0.00702 | 687 | 0.00141 | 97,916 | 487,860 | 0.99142 | 4,420,975 | 45.2 |
| **35** | 0.01015 | 986 | 0.00204 | 97,228 | 483,675 | 0.98721 | 3,933,115 | 40.5 |
| **40** | 0.01545 | 1,487 | 0.00311 | 96,242 | 477,491 | 0.97995 | 3,449,440 | 35.8 |
| **45** | 0.02473 | 2,343 | 0.00501 | 94,755 | 467,916 | 0.96763 | 2,971,948 | 31.4 |
| **50** | 0.04020 | 3,715 | 0.00821 | 92,412 | 452,771 | 0.94934 | 2,504,032 | 27.1 |
| **55** | 0.06156 | 5,460 | 0.01270 | 88,696 | 429,833 | 0.93229 | 2,051,261 | 23.1 |
| **60** | 0.07426 | 6,181 | 0.01542 | 83,237 | 400,730 | 0.90813 | 1,621,428 | 19.5 |
| **65** | 0.11090 | 8,545 | 0.02348 | 77,055 | 363,914 | 0.86735 | 1,220,698 | 15.8 |
| **70** | 0.15712 | 10,764 | 0.03410 | 68,510 | 315,640 | 0.80714 | 856,784 | 12.5 |
| **75** | 0.23527 | 13,586 | 0.05333 | 57,746 | 254,765 | 0.52921 [c] | 541,144 | 9.4 |
| **80+** | 1.00000 | 44,160 | 0.15420 | 44,160 | 286,379 | - | 286,379 | 6.5 |
| **Lelaki** *Male* | | | | | | | | |
| **0** | 0.00788 | 788 | 0.00794 | 100,000 | 99,263 | 0.99172 [a] | 7,106,386 | 71.1 |
| **1** | 0.00107 | 106 | 0.00027 | 99,212 | 396,596 | 0.99879 [b] | 7,007,123 | 70.6 |
| **5** | 0.00110 | 109 | 0.00022 | 99,106 | 495,257 | 0.99888 | 6,610,528 | 66.7 |
| **10** | 0.00114 | 113 | 0.00023 | 98,997 | 494,703 | 0.99709 | 6,115,270 | 61.8 |
| **15** | 0.00469 | 464 | 0.00094 | 98,884 | 493,262 | 0.99561 | 5,620,568 | 56.8 |
| **20** | 0.00408 | 402 | 0.00082 | 98,421 | 491,099 | 0.99511 | 5,127,305 | 52.1 |
| **25** | 0.00569 | 558 | 0.00114 | 98,019 | 488,699 | 0.99281 | 4,636,206 | 47.3 |
| **30** | 0.00869 | 847 | 0.00175 | 97,461 | 485,187 | 0.98944 | 4,147,507 | 42.6 |
| **35** | 0.01246 | 1,204 | 0.00251 | 96,614 | 480,061 | 0.98382 | 3,662,320 | 37.9 |
| **40** | 0.01996 | 1,904 | 0.00403 | 95,410 | 472,292 | 0.97424 | 3,182,259 | 33.4 |
| **45** | 0.03168 | 2,963 | 0.00644 | 93,506 | 460,126 | 0.95647 | 2,709,967 | 29.0 |
| **50** | 0.05576 | 5,048 | 0.01147 | 90,544 | 440,098 | 0.93161 | 2,249,842 | 24.8 |
| **55** | 0.08176 | 6,991 | 0.01705 | 85,495 | 410,001 | 0.91076 | 1,809,744 | 21.2 |
| **60** | 0.09737 | 7,644 | 0.02047 | 78,505 | 373,413 | 0.88157 | 1,399,743 | 17.8 |
| **65** | 0.14176 | 10,045 | 0.03052 | 70,860 | 329,189 | 0.83517 | 1,026,330 | 14.5 |
| **70** | 0.19171 | 11,659 | 0.04241 | 60,815 | 274,928 | 0.76944 | 697,141 | 11.5 |
| **75** | 0.27863 | 13,696 | 0.06475 | 49,156 | 211,539 | 0.49898 [c] | 422,213 | 8.6 |
| **80+** | 1.00000 | 35,460 | 0.16832 | 35,460 | 210,674 | - | 210,674 | 5.9 |
| **Perempuan** *Female* | | | | | | | | |
| **0** | 0.00693 | 693 | 0.00698 | 100,000 | 99,356 | 0.99257 [a] | 7,699,157 | 77.0 |
| **1** | 0.00120 | 119 | 0.00030 | 99,307 | 396,931 | 0.99894 [b] | 7,599,802 | 76.5 |
| **5** | 0.00072 | 72 | 0.00014 | 99,188 | 495,760 | 0.99918 | 7,202,870 | 72.6 |
| **10** | 0.00092 | 91 | 0.00018 | 99,116 | 495,353 | 0.99883 | 6,707,110 | 67.7 |
| **15** | 0.00142 | 141 | 0.00028 | 99,025 | 494,773 | 0.99847 | 6,211,757 | 62.7 |
| **20** | 0.00164 | 162 | 0.00033 | 98,884 | 494,014 | 0.99784 | 5,716,984 | 57.8 |
| **25** | 0.00267 | 264 | 0.00054 | 98,722 | 492,948 | 0.99631 | 5,222,970 | 52.9 |
| **30** | 0.00472 | 465 | 0.00095 | 98,458 | 491,126 | 0.99403 | 4,730,023 | 48.0 |
| **35** | 0.00724 | 709 | 0.00145 | 97,993 | 488,192 | 0.99130 | 4,238,896 | 43.3 |
| **40** | 0.01017 | 990 | 0.00204 | 97,284 | 483,945 | 0.98632 | 3,750,704 | 38.6 |
| **45** | 0.01722 | 1,658 | 0.00347 | 96,294 | 477,326 | 0.97863 | 3,266,759 | 33.9 |
| **50** | 0.02560 | 2,423 | 0.00519 | 94,636 | 467,124 | 0.96585 | 2,789,432 | 29.5 |
| **55** | 0.04292 | 3,958 | 0.00877 | 92,213 | 451,171 | 0.95234 | 2,322,309 | 25.2 |
| **60** | 0.05261 | 4,644 | 0.01081 | 88,255 | 429,667 | 0.93260 | 1,871,138 | 21.2 |
| **65** | 0.08302 | 6,941 | 0.01732 | 83,612 | 400,705 | 0.89613 | 1,441,472 | 17.2 |
| **70** | 0.12661 | 9,707 | 0.02703 | 76,670 | 359,085 | 0.83995 | 1,040,767 | 13.6 |
| **75** | 0.19835 | 13,282 | 0.04404 | 66,964 | 301,612 | 0.55755 [c] | 681,682 | 10.2 |
| **80+** | 1.00000 | 53,681 | 0.14124 | 53,681 | 380,069 | - | 380,069 | 7.1 |

**Nota:** *Notes:*
[a] **Daripada umur 0 hingga kumpulan umur 1-4** *From age of 0 to age group 1-4*
[b] **Daripada umur 0, kumpulan umur 1-4 hingga kumpulan umur 5-9** *From age of 0, age group 1-4 to age group 5-9*
[c] **Daripada umur 75 hingga 80+** *From age of 75 to 80+*
[p] **Permulaan** *Preliminary*

**Jadual 4.7.1: Jadual hayat ringkas mengikut jantina dan umur, Batang Padang, Perak, 2025[p]**

*Table 4.7.1: Abridged life table by sex and age, Batang Padang, Perak, 2025 [p]*

| **Umur** *Age* | **Kebarangkalian mati di antara umur x dan umur x+n** *Probability of dying between age x and age x+n* | **Bilangan kematian di antara umur x dan umur x+n** *Number of deaths between age x and age x+n* | **Kadar tengah mortaliti di antara umur x dan umur x+n** *Central mortality rate between age x and age x+n* | **Penakat (orang yang masih hidup) pada umur tepat x** *Survivors at exact age x* | **Bilangan orang hidup-tahun di antara umur x dan umur x+n** *Number of person-years lived between age x and age x+n* | **Nisbah ketakatan** *Survival ratio* | **Jumlah bilangan orang hidup-tahun selepas umur tepat x** *Total number of person-years lived after exact age x* | **Jangkaan hayat** *Life expectancy* |
|---|---|---|---|---|---|---|---|---|
| **x** | $_nq_x$ | $_nd_x$ | $_nm_x$ | $l_x$ | $_nL_x$ | $_nS_x$ | $T_x$ | $e_x$ |
| **Lelaki dan Perempuan** *Both sexes* | | | | | | | | |
| **0** | 0.00752 | 752 | 0.00757 | 100,000 | 99,303 | 0.99216 [a] | 7,309,844 | 73.1 |
| **1** | 0.00086 | 86 | 0.00022 | 99,248 | 396,779 | 0.99889 [b] | 7,210,541 | 72.7 |
| **5** | 0.00113 | 112 | 0.00023 | 99,162 | 495,531 | 0.99875 | 6,813,763 | 68.7 |
| **10** | 0.00137 | 136 | 0.00027 | 99,050 | 494,911 | 0.99707 | 6,318,232 | 63.8 |
| **15** | 0.00448 | 444 | 0.00090 | 98,914 | 493,462 | 0.99553 | 5,823,321 | 58.9 |
| **20** | 0.00445 | 438 | 0.00089 | 98,471 | 491,258 | 0.99547 | 5,329,859 | 54.1 |
| **25** | 0.00461 | 452 | 0.00092 | 98,033 | 489,034 | 0.99319 | 4,838,601 | 49.4 |
| **30** | 0.00902 | 880 | 0.00181 | 97,581 | 485,705 | 0.98862 | 4,349,567 | 44.6 |
| **35** | 0.01377 | 1,332 | 0.00277 | 96,701 | 480,176 | 0.98286 | 3,863,863 | 40.0 |
| **40** | 0.02056 | 1,961 | 0.00415 | 95,369 | 471,944 | 0.97459 | 3,383,687 | 35.5 |
| **45** | 0.03037 | 2,837 | 0.00617 | 93,408 | 459,950 | 0.96481 | 2,911,743 | 31.2 |
| **50** | 0.04016 | 3,637 | 0.00820 | 90,572 | 443,764 | 0.94819 | 2,451,793 | 27.1 |
| **55** | 0.06394 | 5,559 | 0.01321 | 86,934 | 420,774 | 0.93159 | 2,008,028 | 23.1 |
| **60** | 0.07319 | 5,956 | 0.01519 | 81,375 | 391,987 | 0.91239 | 1,587,254 | 19.5 |
| **65** | 0.10316 | 7,780 | 0.02175 | 75,419 | 357,647 | 0.86687 | 1,195,267 | 15.8 |
| **70** | 0.16654 | 11,265 | 0.03633 | 67,639 | 310,035 | 0.80369 | 837,621 | 12.4 |
| **75** | 0.23204 | 13,081 | 0.05250 | 56,375 | 249,171 | 0.52772 [c] | 527,586 | 9.4 |
| **80+** | 1.00000 | 43,294 | 0.15550 | 43,294 | 278,415 | - | 278,415 | 6.4 |
| **Lelaki** *Male* | | | | | | | | |
| **0** | 0.00661 | 661 | 0.00665 | 100,000 | 99,380 | 0.99308 [a] | 7,033,731 | 70.3 |
| **1** | 0.00084 | 83 | 0.00021 | 99,339 | 397,160 | 0.99896 [b] | 6,934,351 | 69.8 |
| **5** | 0.00102 | 102 | 0.00020 | 99,256 | 496,026 | 0.99827 | 6,537,191 | 65.9 |
| **10** | 0.00244 | 242 | 0.00049 | 99,154 | 495,168 | 0.99539 | 6,041,165 | 60.9 |
| **15** | 0.00678 | 671 | 0.00136 | 98,913 | 492,887 | 0.99314 | 5,545,998 | 56.1 |
| **20** | 0.00693 | 681 | 0.00139 | 98,242 | 489,508 | 0.99335 | 5,053,111 | 51.4 |
| **25** | 0.00637 | 621 | 0.00128 | 97,561 | 486,252 | 0.99116 | 4,563,603 | 46.8 |
| **30** | 0.01132 | 1,097 | 0.00228 | 96,940 | 481,955 | 0.98634 | 4,077,352 | 42.1 |
| **35** | 0.01603 | 1,537 | 0.00323 | 95,842 | 475,370 | 0.97944 | 3,595,397 | 37.5 |
| **40** | 0.02516 | 2,373 | 0.00510 | 94,306 | 465,595 | 0.96918 | 3,120,027 | 33.1 |
| **45** | 0.03662 | 3,366 | 0.00746 | 91,933 | 451,247 | 0.95749 | 2,654,432 | 28.9 |
| **50** | 0.04862 | 4,306 | 0.00997 | 88,566 | 432,066 | 0.93548 | 2,203,185 | 24.9 |
| **55** | 0.08123 | 6,845 | 0.01693 | 84,260 | 404,189 | 0.90972 | 1,771,119 | 21.0 |
| **60** | 0.10012 | 7,751 | 0.02108 | 77,415 | 367,700 | 0.88126 | 1,366,930 | 17.7 |
| **65** | 0.13943 | 9,713 | 0.02998 | 69,665 | 324,040 | 0.83388 | 999,230 | 14.3 |
| **70** | 0.19713 | 11,818 | 0.04374 | 59,951 | 270,211 | 0.76056 | 675,190 | 11.3 |
| **75** | 0.29215 | 14,062 | 0.06842 | 48,133 | 205,511 | 0.49254 [c] | 404,979 | 8.4 |
| **80+** | 1.00000 | 34,071 | 0.17081 | 34,071 | 199,468 | - | 199,468 | 5.9 |
| **Perempuan** *Female* | | | | | | | | |
| **0** | 0.00849 | 849 | 0.00855 | 100,000 | 99,216 | 0.99120 [a] | 7,640,395 | 76.4 |
| **1** | 0.00089 | 88 | 0.00022 | 99,151 | 396,386 | 0.99879 [b] | 7,541,179 | 76.1 |
| **5** | 0.00126 | 125 | 0.00025 | 99,063 | 495,003 | 0.99937 | 7,144,793 | 72.1 |
| **10** | 0.00000 | - | 0.00000 | 98,938 | 494,690 | 0.99926 | 6,649,790 | 67.2 |
| **15** | 0.00148 | 146 | 0.00030 | 98,938 | 494,324 | 0.99848 | 6,155,100 | 62.2 |
| **20** | 0.00155 | 153 | 0.00031 | 98,792 | 493,575 | 0.99804 | 5,660,775 | 57.3 |
| **25** | 0.00237 | 233 | 0.00047 | 98,638 | 492,608 | 0.99599 | 5,167,200 | 52.4 |
| **30** | 0.00565 | 556 | 0.00113 | 98,405 | 490,634 | 0.99172 | 4,674,593 | 47.5 |
| **35** | 0.01091 | 1,068 | 0.00219 | 97,849 | 486,573 | 0.98711 | 4,183,959 | 42.8 |
| **40** | 0.01489 | 1,441 | 0.00300 | 96,781 | 480,302 | 0.98110 | 3,697,386 | 38.2 |
| **45** | 0.02297 | 2,190 | 0.00465 | 95,340 | 471,225 | 0.97302 | 3,217,084 | 33.7 |
| **50** | 0.03108 | 2,895 | 0.00631 | 93,150 | 458,512 | 0.96117 | 2,745,859 | 29.5 |
| **55** | 0.04683 | 4,227 | 0.00959 | 90,255 | 440,706 | 0.95284 | 2,287,347 | 25.3 |
| **60** | 0.04751 | 4,087 | 0.00973 | 86,028 | 419,922 | 0.94098 | 1,846,640 | 21.5 |
| **65** | 0.07110 | 5,826 | 0.01474 | 81,941 | 395,140 | 0.89526 | 1,426,719 | 17.4 |
| **70** | 0.14096 | 10,729 | 0.03033 | 76,115 | 353,751 | 0.84151 | 1,031,579 | 13.6 |
| **75** | 0.17889 | 11,697 | 0.03929 | 65,386 | 297,685 | 0.56082 [c] | 677,828 | 10.4 |
| **80+** | 1.00000 | 53,688 | 0.14123 | 53,688 | 380,143 | - | 380,143 | 7.1 |

**Nota:** *Notes:*

[a] **Daripada umur 0 hingga kumpulan umur 1-4**
*From age of 0 to age group 1-4*

[b] **Daripada umur 0, kumpulan umur 1-4 hingga kumpulan umur 5-9**
*From age of 0, age group 1-4 to age group 5-9*

[c] **Daripada umur 75 hingga 80+**
*From age of 75 to 80+*

[p] **Permulaan**
*Preliminary*

**Jadual 4.7.2: Jadual hayat ringkas mengikut jantina dan umur, Manjung, Perak, 2025[p]**

*Table 4.7.2: Abridged life table by sex and age, Manjung, Perak, 2025 [p]*

| **Umur** *Age* | **Kebarangkalian mati di antara umur x dan umur x+n** *Probability of dying between age x and age x+n* | **Bilangan kematian di antara umur x dan umur x+n** *Number of deaths between age x and age x+n* | **Kadar tengah mortaliti di antara umur x dan umur x+n** *Central mortality rate between age x and age x+n* | **Penakat (orang yang masih hidup) pada umur tepat x** *Survivors at exact age x* | **Bilangan orang hidup-tahun di antara umur x dan umur x+n** *Number of person-years lived between age x and age x+n* | **Nisbah ketakatan** *Survival ratio* | **Jumlah bilangan orang hidup-tahun selepas umur tepat x** *Total number of person-years lived after exact age x* | **Jangkaan hayat** *Life expectancy* |
|---|---|---|---|---|---|---|---|---|
| **x** | $_nq_x$ | $_nd_x$ | $_nm_x$ | $l_x$ | $_nL_x$ | $_nS_x$ | $T_x$ | $e_x$ |
| **Lelaki dan Perempuan** *Both sexes* | | | | | | | | |
| **0** | 0.00815 | 815 | 0.00822 | 100,000 | 99,245 | 0.99151 [a] | 7,386,511 | 73.9 |
| **1** | 0.00093 | 92 | 0.00023 | 99,185 | 396,510 | 0.99901 [b] | 7,287,266 | 73.5 |
| **5** | 0.00081 | 80 | 0.00016 | 99,093 | 495,264 | 0.99942 | 6,890,756 | 69.5 |
| **10** | 0.00036 | 36 | 0.00007 | 99,013 | 494,974 | 0.99801 | 6,395,493 | 64.6 |
| **15** | 0.00362 | 359 | 0.00073 | 98,977 | 493,988 | 0.99657 | 5,900,518 | 59.6 |
| **20** | 0.00324 | 319 | 0.00065 | 98,618 | 492,293 | 0.99615 | 5,406,531 | 54.8 |
| **25** | 0.00446 | 438 | 0.00089 | 98,299 | 490,399 | 0.99554 | 4,914,238 | 50.0 |
| **30** | 0.00447 | 437 | 0.00090 | 97,861 | 488,211 | 0.99368 | 4,423,839 | 45.2 |
| **35** | 0.00819 | 798 | 0.00164 | 97,424 | 485,123 | 0.98878 | 3,935,629 | 40.4 |
| **40** | 0.01428 | 1,379 | 0.00288 | 96,626 | 479,680 | 0.97988 | 3,450,506 | 35.7 |
| **45** | 0.02606 | 2,482 | 0.00528 | 95,246 | 470,026 | 0.96853 | 2,970,826 | 31.2 |
| **50** | 0.03703 | 3,435 | 0.00755 | 92,764 | 455,234 | 0.95269 | 2,500,800 | 27.0 |
| **55** | 0.05799 | 5,181 | 0.01195 | 89,329 | 433,694 | 0.93496 | 2,045,566 | 22.9 |
| **60** | 0.07251 | 6,102 | 0.01505 | 84,149 | 405,489 | 0.90606 | 1,611,872 | 19.2 |
| **65** | 0.11704 | 9,135 | 0.02486 | 78,047 | 367,398 | 0.86393 | 1,206,383 | 15.5 |
| **70** | 0.15763 | 10,862 | 0.03422 | 68,912 | 317,405 | 0.79129 | 838,985 | 12.2 |
| **75** | 0.26936 | 15,636 | 0.06226 | 58,050 | 251,158 | 0.51847 [c] | 521,580 | 9.0 |
| **80+** | 1.00000 | 42,414 | 0.15684 | 42,414 | 270,422 | - | 270,422 | 6.4 |
| **Lelaki** *Male* | | | | | | | | |
| **0** | 0.00814 | 814 | 0.00820 | 100,000 | 99,240 | 0.99149 [a] | 7,149,308 | 71.5 |
| **1** | 0.00100 | 100 | 0.00025 | 99,186 | 396,508 | 0.99892 [b] | 7,050,069 | 71.1 |
| **5** | 0.00088 | 87 | 0.00018 | 99,086 | 495,214 | 0.99928 | 6,653,561 | 67.1 |
| **10** | 0.00056 | 55 | 0.00011 | 98,999 | 494,857 | 0.99738 | 6,158,347 | 62.2 |
| **15** | 0.00468 | 463 | 0.00094 | 98,944 | 493,560 | 0.99566 | 5,663,490 | 57.2 |
| **20** | 0.00399 | 393 | 0.00080 | 98,480 | 491,421 | 0.99536 | 5,169,930 | 52.5 |
| **25** | 0.00529 | 519 | 0.00106 | 98,088 | 489,142 | 0.99472 | 4,678,509 | 47.7 |
| **30** | 0.00526 | 514 | 0.00106 | 97,569 | 486,561 | 0.99236 | 4,189,367 | 42.9 |
| **35** | 0.01004 | 974 | 0.00202 | 97,055 | 482,842 | 0.98621 | 3,702,806 | 38.2 |
| **40** | 0.01758 | 1,689 | 0.00355 | 96,081 | 476,184 | 0.97465 | 3,219,964 | 33.5 |
| **45** | 0.03325 | 3,139 | 0.00676 | 94,392 | 464,114 | 0.95886 | 2,743,781 | 29.1 |
| **50** | 0.04931 | 4,499 | 0.01011 | 91,254 | 445,019 | 0.93496 | 2,279,667 | 25.0 |
| **55** | 0.08160 | 7,079 | 0.01701 | 86,754 | 416,073 | 0.91319 | 1,834,648 | 21.1 |
| **60** | 0.09249 | 7,369 | 0.01939 | 79,675 | 379,952 | 0.88419 | 1,418,575 | 17.8 |
| **65** | 0.14151 | 10,232 | 0.03046 | 72,306 | 335,950 | 0.84202 | 1,038,623 | 14.4 |
| **70** | 0.17718 | 10,998 | 0.03888 | 62,074 | 282,875 | 0.75878 | 702,673 | 11.3 |
| **75** | 0.31905 | 16,296 | 0.07592 | 51,076 | 214,640 | 0.48871 [c] | 419,798 | 8.2 |
| **80+** | 1.00000 | 34,780 | 0.16953 | 34,780 | 205,158 | - | 205,158 | 5.9 |
| **Perempuan** *Female* | | | | | | | | |
| **0** | 0.00817 | 817 | 0.00823 | 100,000 | 99,244 | 0.99154 [a] | 7,660,050 | 76.6 |
| **1** | 0.00085 | 84 | 0.00021 | 99,183 | 396,524 | 0.99909 [b] | 7,560,806 | 76.2 |
| **5** | 0.00073 | 72 | 0.00015 | 99,099 | 495,316 | 0.99956 | 7,164,282 | 72.3 |
| **10** | 0.00015 | 15 | 0.00003 | 99,027 | 495,099 | 0.99869 | 6,668,966 | 67.3 |
| **15** | 0.00247 | 244 | 0.00049 | 99,012 | 494,450 | 0.99766 | 6,173,867 | 62.4 |
| **20** | 0.00221 | 219 | 0.00044 | 98,768 | 493,292 | 0.99739 | 5,679,417 | 57.5 |
| **25** | 0.00301 | 296 | 0.00060 | 98,549 | 492,005 | 0.99687 | 5,186,125 | 52.6 |
| **30** | 0.00325 | 319 | 0.00065 | 98,253 | 490,465 | 0.99547 | 4,694,120 | 47.8 |
| **35** | 0.00581 | 569 | 0.00117 | 97,933 | 488,244 | 0.99198 | 4,203,655 | 42.9 |
| **40** | 0.01025 | 998 | 0.00206 | 97,364 | 484,327 | 0.98566 | 3,715,411 | 38.2 |
| **45** | 0.01847 | 1,780 | 0.00373 | 96,367 | 477,382 | 0.97845 | 3,231,084 | 33.5 |
| **50** | 0.02468 | 2,334 | 0.00500 | 94,586 | 467,096 | 0.96967 | 2,753,702 | 29.1 |
| **55** | 0.03613 | 3,333 | 0.00736 | 92,252 | 452,928 | 0.95568 | 2,286,606 | 24.8 |
| **60** | 0.05282 | 4,697 | 0.01085 | 88,919 | 432,855 | 0.92717 | 1,833,678 | 20.6 |
| **65** | 0.09396 | 7,913 | 0.01972 | 84,223 | 401,330 | 0.88481 | 1,400,823 | 16.6 |
| **70** | 0.13863 | 10,578 | 0.02979 | 76,309 | 355,101 | 0.82183 | 999,493 | 13.1 |
| **75** | 0.22408 | 14,729 | 0.05047 | 65,731 | 291,833 | 0.54712 [c] | 644,392 | 9.8 |
| **80+** | 1.00000 | 51,002 | 0.14466 | 51,002 | 352,559 | - | 352,559 | 6.9 |

**Nota:** *Notes:*

[a] **Daripada umur 0 hingga kumpulan umur 1-4**
*From age of 0 to age group 1-4*

[b] **Daripada umur 0, kumpulan umur 1-4 hingga kumpulan umur 5-9**
*From age of 0, age group 1-4 to age group 5-9*

[c] **Daripada umur 75 hingga 80+**
*From age of 75 to 80+*

[p] **Permulaan**
*Preliminary*

**Jadual 4.7.3: Jadual hayat ringkas mengikut jantina dan umur, Kinta, Perak, 2025[p]**

*Table 4.7.3: Abridged life table by sex and age, Kinta, Perak, 2025 [p]*

| **Umur** *Age* | **Kebarangkalian mati di antara umur x dan umur x+n** *Probability of dying between age x and age x+n* | **Bilangan kematian di antara umur x dan umur x+n** *Number of deaths between age x and age x+n* | **Kadar tengah mortaliti di antara umur x dan umur x+n** *Central mortality rate between age x and age x+n* | **Penakat (orang yang masih hidup) pada umur tepat x** *Survivors at exact age x* | **Bilangan orang hidup-tahun di antara umur x dan umur x+n** *Number of person-years lived between age x and age x+n* | **Nisbah ketakatan** *Survival ratio* | **Jumlah bilangan orang hidup-tahun selepas umur tepat x** *Total number of person-years lived after exact age x* | **Jangkaan hayat** *Life expectancy* |
|---|---|---|---|---|---|---|---|---|
| **x** | $_nq_x$ | $_nd_x$ | $_nm_x$ | $l_x$ | $_nL_x$ | $_nS_x$ | $T_x$ | $e_x$ |
| **Lelaki dan Perempuan** *Both sexes* | | | | | | | | |
| **0** | 0.00596 | 596 | 0.00599 | 100,000 | 99,445 | 0.99371 [a] | 7,616,051 | 76.2 |
| **1** | 0.00083 | 83 | 0.00021 | 99,404 | 397,411 | 0.99915 [b] | 7,516,606 | 75.6 |
| **5** | 0.00070 | 70 | 0.00014 | 99,321 | 496,432 | 0.99932 | 7,119,196 | 71.7 |
| **10** | 0.00065 | 65 | 0.00013 | 99,252 | 496,095 | 0.99881 | 6,622,763 | 66.7 |
| **15** | 0.00173 | 172 | 0.00035 | 99,187 | 495,503 | 0.99814 | 6,126,668 | 61.8 |
| **20** | 0.00199 | 197 | 0.00040 | 99,015 | 494,579 | 0.99727 | 5,631,165 | 56.9 |
| **25** | 0.00346 | 342 | 0.00069 | 98,817 | 493,230 | 0.99562 | 5,136,586 | 52.0 |
| **30** | 0.00531 | 523 | 0.00106 | 98,475 | 491,068 | 0.99365 | 4,643,356 | 47.2 |
| **35** | 0.00740 | 725 | 0.00149 | 97,952 | 487,950 | 0.99090 | 4,152,287 | 42.4 |
| **40** | 0.01082 | 1,052 | 0.00218 | 97,228 | 483,507 | 0.98523 | 3,664,337 | 37.7 |
| **45** | 0.01875 | 1,804 | 0.00379 | 96,175 | 476,367 | 0.97464 | 3,180,830 | 33.1 |
| **50** | 0.03209 | 3,028 | 0.00652 | 94,371 | 464,287 | 0.95972 | 2,704,463 | 28.7 |
| **55** | 0.04875 | 4,453 | 0.00999 | 91,343 | 445,585 | 0.94528 | 2,240,176 | 24.5 |
| **60** | 0.06099 | 5,299 | 0.01258 | 86,891 | 421,204 | 0.92377 | 1,794,591 | 20.7 |
| **65** | 0.09247 | 7,545 | 0.01939 | 81,591 | 389,094 | 0.88800 | 1,373,387 | 16.8 |
| **70** | 0.13351 | 9,886 | 0.02861 | 74,046 | 345,516 | 0.83229 | 984,294 | 13.3 |
| **75** | 0.20717 | 13,292 | 0.04622 | 64,160 | 287,571 | 0.54981 [c] | 638,777 | 10.0 |
| **80+** | 1.00000 | 50,868 | 0.14484 | 50,868 | 351,206 | - | 351,206 | 6.9 |
| **Lelaki** *Male* | | | | | | | | |
| **0** | 0.00624 | 624 | 0.00628 | 100,000 | 99,413 | 0.99352 [a] | 7,353,554 | 73.5 |
| **1** | 0.00067 | 66 | 0.00017 | 99,376 | 397,346 | 0.99922 [b] | 7,254,141 | 73.0 |
| **5** | 0.00071 | 71 | 0.00014 | 99,309 | 496,370 | 0.99941 | 6,856,795 | 69.0 |
| **10** | 0.00047 | 46 | 0.00009 | 99,239 | 496,077 | 0.99853 | 6,360,425 | 64.1 |
| **15** | 0.00247 | 245 | 0.00049 | 99,192 | 495,349 | 0.99752 | 5,864,348 | 59.1 |
| **20** | 0.00250 | 247 | 0.00050 | 98,947 | 494,119 | 0.99665 | 5,368,999 | 54.3 |
| **25** | 0.00420 | 415 | 0.00084 | 98,700 | 492,464 | 0.99449 | 4,874,881 | 49.4 |
| **30** | 0.00682 | 670 | 0.00137 | 98,285 | 489,752 | 0.99210 | 4,382,416 | 44.6 |
| **35** | 0.00899 | 878 | 0.00181 | 97,615 | 485,881 | 0.98862 | 3,892,665 | 39.9 |
| **40** | 0.01379 | 1,334 | 0.00278 | 96,737 | 480,351 | 0.98081 | 3,406,784 | 35.2 |
| **45** | 0.02466 | 2,353 | 0.00499 | 95,403 | 471,134 | 0.96426 | 2,926,433 | 30.7 |
| **50** | 0.04710 | 4,382 | 0.00965 | 93,051 | 454,297 | 0.94439 | 2,455,299 | 26.4 |
| **55** | 0.06454 | 5,722 | 0.01334 | 88,668 | 429,035 | 0.92714 | 2,001,002 | 22.6 |
| **60** | 0.08176 | 6,782 | 0.01705 | 82,946 | 397,774 | 0.90003 | 1,571,967 | 19.0 |
| **65** | 0.11981 | 9,125 | 0.02549 | 76,164 | 358,007 | 0.85815 | 1,174,193 | 15.4 |
| **70** | 0.16690 | 11,189 | 0.03642 | 67,039 | 307,223 | 0.79457 | 816,187 | 12.2 |
| **75** | 0.25168 | 14,056 | 0.05758 | 55,850 | 244,111 | 0.52038 [c] | 508,963 | 9.1 |
| **80+** | 1.00000 | 41,794 | 0.15780 | 41,794 | 264,853 | - | 264,853 | 6.3 |
| **Perempuan** *Female* | | | | | | | | |
| **0** | 0.00566 | 566 | 0.00569 | 100,000 | 99,472 | 0.99392 [a] | 7,906,985 | 79.1 |
| **1** | 0.00101 | 100 | 0.00025 | 99,434 | 397,488 | 0.99907 [b] | 7,807,513 | 78.5 |
| **5** | 0.00069 | 69 | 0.00014 | 99,334 | 496,499 | 0.99923 | 7,410,025 | 74.6 |
| **10** | 0.00085 | 85 | 0.00017 | 99,265 | 496,116 | 0.99911 | 6,913,526 | 69.6 |
| **15** | 0.00092 | 92 | 0.00018 | 99,181 | 495,675 | 0.99887 | 6,417,410 | 64.7 |
| **20** | 0.00134 | 132 | 0.00027 | 99,089 | 495,115 | 0.99818 | 5,921,736 | 59.8 |
| **25** | 0.00231 | 229 | 0.00046 | 98,957 | 494,212 | 0.99724 | 5,426,621 | 54.8 |
| **30** | 0.00320 | 316 | 0.00064 | 98,728 | 492,849 | 0.99572 | 4,932,409 | 50.0 |
| **35** | 0.00537 | 528 | 0.00108 | 98,412 | 490,738 | 0.99362 | 4,439,560 | 45.1 |
| **40** | 0.00739 | 723 | 0.00148 | 97,883 | 487,609 | 0.99007 | 3,948,822 | 40.3 |
| **45** | 0.01250 | 1,214 | 0.00252 | 97,160 | 482,765 | 0.98472 | 3,461,213 | 35.6 |
| **50** | 0.01810 | 1,737 | 0.00365 | 95,946 | 475,387 | 0.97398 | 2,978,448 | 31.0 |
| **55** | 0.03409 | 3,211 | 0.00694 | 94,209 | 463,016 | 0.96214 | 2,503,062 | 26.6 |
| **60** | 0.04177 | 3,801 | 0.00853 | 90,998 | 445,485 | 0.94556 | 2,040,046 | 22.4 |
| **65** | 0.06767 | 5,900 | 0.01401 | 87,196 | 421,231 | 0.91487 | 1,594,560 | 18.3 |
| **70** | 0.10387 | 8,444 | 0.02191 | 81,296 | 385,370 | 0.86530 | 1,173,329 | 14.4 |
| **75** | 0.16910 | 12,319 | 0.03694 | 72,852 | 333,462 | 0.57680 [c] | 787,960 | 10.8 |
| **80+** | 1.00000 | 60,533 | 0.13319 | 60,533 | 454,498 | - | 454,498 | 7.5 |

**Nota:** *Notes:*

[a] **Daripada umur 0 hingga kumpulan umur 1-4**
*From age of 0 to age group 1-4*

[b] **Daripada umur 0, kumpulan umur 1-4 hingga kumpulan umur 5-9**
*From age of 0, age group 1-4 to age group 5-9*

[c] **Daripada umur 75 hingga 80+**
*From age of 75 to 80+*

[p] **Permulaan**
*Preliminary*

**Jadual 4.7.4: Jadual hayat ringkas mengikut jantina dan umur, Kerian, Perak, 2025[p]**

*Table 4.7.4: Abridged life table by sex and age, Kerian, Perak, 2025 [p]*

| **Umur** *Age* | **Kebarangkalian mati di antara umur x dan umur x+n** *Probability of dying between age x and age x+n* | **Bilangan kematian di antara umur x dan umur x+n** *Number of deaths between age x and age x+n* | **Kadar tengah mortaliti di antara umur x dan umur x+n** *Central mortality rate between age x and age x+n* | **Penakat (orang yang masih hidup) pada umur tepat x** *Survivors at exact age x* | **Bilangan orang hidup-tahun di antara umur x dan umur x+n** *Number of person-years lived between age x and age x+n* | **Nisbah ketakatan** *Survival ratio* | **Jumlah bilangan orang hidup-tahun selepas umur tepat x** *Total number of person-years lived after exact age x* | **Jangkaan hayat** *Life expectancy* |
|---|---|---|---|---|---|---|---|---|
| **x** | $_nq_x$ | $_nd_x$ | $_nm_x$ | $l_x$ | $_nL_x$ | $_nS_x$ | $T_x$ | $e_x$ |
| **Lelaki dan Perempuan** *Both sexes* | | | | | | | | |
| **0** | 0.00899 | 899 | 0.00906 | 100,000 | 99,170 | 0.99053 [a] | 7,096,552 | 71.0 |
| **1** | 0.00126 | 125 | 0.00031 | 99,101 | 396,094 | 0.99874 [b] | 6,997,382 | 70.6 |
| **5** | 0.00097 | 96 | 0.00019 | 98,977 | 494,642 | 0.99866 | 6,601,287 | 66.7 |
| **10** | 0.00172 | 170 | 0.00034 | 98,880 | 493,976 | 0.99722 | 6,106,646 | 61.8 |
| **15** | 0.00385 | 380 | 0.00077 | 98,710 | 492,602 | 0.99552 | 5,612,670 | 56.9 |
| **20** | 0.00512 | 503 | 0.00103 | 98,330 | 490,394 | 0.99379 | 5,120,067 | 52.1 |
| **25** | 0.00731 | 715 | 0.00147 | 97,827 | 487,349 | 0.99209 | 4,629,673 | 47.3 |
| **30** | 0.00852 | 828 | 0.00171 | 97,112 | 483,492 | 0.98825 | 4,142,324 | 42.7 |
| **35** | 0.01501 | 1,445 | 0.00302 | 96,285 | 477,811 | 0.98102 | 3,658,831 | 38.0 |
| **40** | 0.02302 | 2,183 | 0.00466 | 94,840 | 468,740 | 0.96993 | 3,181,021 | 33.5 |
| **45** | 0.03728 | 3,454 | 0.00760 | 92,656 | 454,647 | 0.95640 | 2,712,281 | 29.3 |
| **50** | 0.05016 | 4,474 | 0.01029 | 89,202 | 434,826 | 0.93628 | 2,257,634 | 25.3 |
| **55** | 0.07799 | 6,608 | 0.01623 | 84,728 | 407,119 | 0.91959 | 1,822,808 | 21.5 |
| **60** | 0.08303 | 6,487 | 0.01733 | 78,120 | 374,382 | 0.88688 | 1,415,689 | 18.1 |
| **65** | 0.14593 | 10,454 | 0.03148 | 71,633 | 332,032 | 0.83401 | 1,041,306 | 14.5 |
| **70** | 0.18947 | 11,592 | 0.04186 | 61,180 | 276,919 | 0.77544 | 709,275 | 11.6 |
| **75** | 0.26785 | 13,282 | 0.06185 | 49,588 | 214,734 | 0.50334 [c] | 432,356 | 8.7 |
| **80+** | 1.00000 | 36,306 | 0.16683 | 36,306 | 217,621 | - | 217,621 | 6.0 |
| **Lelaki** *Male* | | | | | | | | |
| **0** | 0.00982 | 982 | 0.00991 | 100,000 | 99,088 | 0.98994 [a] | 6,820,328 | 68.2 |
| **1** | 0.00081 | 80 | 0.00020 | 99,018 | 395,882 | 0.99866 [b] | 6,721,240 | 67.9 |
| **5** | 0.00155 | 154 | 0.00031 | 98,938 | 494,304 | 0.99852 | 6,325,358 | 63.9 |
| **10** | 0.00140 | 138 | 0.00028 | 98,784 | 493,574 | 0.99665 | 5,831,054 | 59.0 |
| **15** | 0.00530 | 523 | 0.00106 | 98,646 | 491,920 | 0.99390 | 5,337,480 | 54.1 |
| **20** | 0.00689 | 676 | 0.00138 | 98,122 | 488,921 | 0.99194 | 4,845,560 | 49.4 |
| **25** | 0.00924 | 900 | 0.00186 | 97,446 | 484,981 | 0.99028 | 4,356,639 | 44.7 |
| **30** | 0.01020 | 985 | 0.00205 | 96,546 | 480,268 | 0.98590 | 3,871,658 | 40.1 |
| **35** | 0.01804 | 1,724 | 0.00364 | 95,561 | 473,496 | 0.97600 | 3,391,390 | 35.5 |
| **40** | 0.03006 | 2,821 | 0.00610 | 93,837 | 462,135 | 0.96290 | 2,917,893 | 31.1 |
| **45** | 0.04436 | 4,037 | 0.00907 | 91,016 | 444,989 | 0.94409 | 2,455,759 | 27.0 |
| **50** | 0.06801 | 5,915 | 0.01408 | 86,979 | 420,108 | 0.91458 | 2,010,770 | 23.1 |
| **55** | 0.10411 | 8,440 | 0.02197 | 81,064 | 384,221 | 0.89339 | 1,590,662 | 19.6 |
| **60** | 0.10940 | 7,945 | 0.02315 | 72,624 | 343,259 | 0.85148 | 1,206,441 | 16.6 |
| **65** | 0.19245 | 12,447 | 0.04259 | 64,679 | 292,278 | 0.80271 | 863,182 | 13.3 |
| **70** | 0.20328 | 10,618 | 0.04526 | 52,232 | 234,616 | 0.75154 | 570,904 | 10.9 |
| **75** | 0.30516 | 12,699 | 0.07202 | 41,614 | 176,324 | 0.47568 [c] | 336,288 | 8.1 |
| **80+** | 1.00000 | 28,915 | 0.18076 | 28,915 | 159,965 | - | 159,965 | 5.5 |
| **Perempuan** *Female* | | | | | | | | |
| **0** | 0.00815 | 815 | 0.00821 | 100,000 | 99,246 | 0.99112 [a] | 7,402,640 | 74.0 |
| **1** | 0.00173 | 172 | 0.00043 | 99,185 | 396,313 | 0.99884 [b] | 7,303,394 | 73.6 |
| **5** | 0.00034 | 34 | 0.00007 | 99,014 | 494,983 | 0.99880 | 6,907,081 | 69.8 |
| **10** | 0.00206 | 204 | 0.00041 | 98,980 | 494,389 | 0.99786 | 6,412,098 | 64.8 |
| **15** | 0.00223 | 220 | 0.00045 | 98,776 | 493,330 | 0.99732 | 5,917,708 | 59.9 |
| **20** | 0.00313 | 308 | 0.00063 | 98,556 | 492,010 | 0.99597 | 5,424,378 | 55.0 |
| **25** | 0.00493 | 484 | 0.00099 | 98,248 | 490,028 | 0.99433 | 4,932,369 | 50.2 |
| **30** | 0.00641 | 627 | 0.00129 | 97,764 | 487,251 | 0.99112 | 4,442,340 | 45.4 |
| **35** | 0.01136 | 1,103 | 0.00228 | 97,137 | 482,926 | 0.98670 | 3,955,089 | 40.7 |
| **40** | 0.01527 | 1,466 | 0.00308 | 96,034 | 476,502 | 0.97739 | 3,472,163 | 36.2 |
| **45** | 0.03005 | 2,842 | 0.00610 | 94,567 | 465,731 | 0.96841 | 2,995,661 | 31.7 |
| **50** | 0.03318 | 3,044 | 0.00675 | 91,725 | 451,016 | 0.95648 | 2,529,930 | 27.6 |
| **55** | 0.05422 | 4,808 | 0.01115 | 88,681 | 431,387 | 0.94457 | 2,078,914 | 23.4 |
| **60** | 0.05671 | 4,756 | 0.01167 | 83,873 | 407,477 | 0.92004 | 1,647,527 | 19.6 |
| **65** | 0.10460 | 8,276 | 0.02208 | 79,117 | 374,897 | 0.86062 | 1,240,050 | 15.7 |
| **70** | 0.17822 | 12,625 | 0.03913 | 70,841 | 322,644 | 0.79338 | 865,153 | 12.2 |
| **75** | 0.24117 | 14,040 | 0.05485 | 58,216 | 255,981 | 0.52815 [c] | 542,508 | 9.3 |
| **80+** | 1.00000 | 44,176 | 0.15418 | 44,176 | 286,527 | - | 286,527 | 6.5 |

**Nota:** *Notes:*

[a] **Daripada umur 0 hingga kumpulan umur 1-4**
*From age of 0 to age group 1-4*

[b] **Daripada umur 0, kumpulan umur 1-4 hingga kumpulan umur 5-9**
*From age of 0, age group 1-4 to age group 5-9*

[c] **Daripada umur 75 hingga 80+**
*From age of 75 to 80+*

[p] **Permulaan**
*Preliminary*

**Jadual 4.7.5: Jadual hayat ringkas mengikut jantina dan umur, Kuala Kangsar, Perak, 2025[p]**

*Table 4.7.5: Abridged life table by sex and age, Kuala Kangsar, Perak, 2025 [p]*

| **Umur** *Age* | **Kebarangkalian mati di antara umur x dan umur x+n** *Probability of dying between age x and age x+n* | **Bilangan kematian di antara umur x dan umur x+n** *Number of deaths between age x and age x+n* | **Kadar tengah mortaliti di antara umur x dan umur x+n** *Central mortality rate between age x and age x+n* | **Penakat (orang yang masih hidup) pada umur tepat x** *Survivors at exact age x* | **Bilangan orang hidup-tahun di antara umur x dan umur x+n** *Number of person-years lived between age x and age x+n* | **Nisbah ketakatan** *Survival ratio* | **Jumlah bilangan orang hidup-tahun selepas umur tepat x** *Total number of person-years lived after exact age x* | **Jangkaan hayat** *Life expectancy* |
|---|---|---|---|---|---|---|---|---|
| **x** | $_nq_x$ | $_nd_x$ | $_nm_x$ | $l_x$ | $_nL_x$ | $_nS_x$ | $T_x$ | $e_x$ |
| **Lelaki dan Perempuan** *Both sexes* | | | | | | | | |
| **0** | 0.00689 | 689 | 0.00693 | 100,000 | 99,360 | 0.99253 [a] | 7,199,568 | 72.0 |
| **1** | 0.00137 | 136 | 0.00034 | 99,311 | 396,907 | 0.99875 [b] | 7,100,209 | 71.5 |
| **5** | 0.00093 | 93 | 0.00019 | 99,175 | 495,646 | 0.99884 | 6,703,301 | 67.6 |
| **10** | 0.00138 | 136 | 0.00028 | 99,083 | 495,073 | 0.99772 | 6,207,655 | 62.7 |
| **15** | 0.00318 | 315 | 0.00064 | 98,946 | 493,945 | 0.99654 | 5,712,582 | 57.7 |
| **20** | 0.00373 | 368 | 0.00075 | 98,631 | 492,238 | 0.99546 | 5,218,637 | 52.9 |
| **25** | 0.00535 | 526 | 0.00107 | 98,264 | 490,004 | 0.99360 | 4,726,400 | 48.1 |
| **30** | 0.00745 | 728 | 0.00150 | 97,738 | 486,870 | 0.98946 | 4,236,395 | 43.3 |
| **35** | 0.01366 | 1,325 | 0.00275 | 97,010 | 481,737 | 0.98436 | 3,749,526 | 38.7 |
| **40** | 0.01764 | 1,688 | 0.00356 | 95,685 | 474,203 | 0.97523 | 3,267,789 | 34.2 |
| **45** | 0.03202 | 3,010 | 0.00651 | 93,997 | 462,458 | 0.95993 | 2,793,586 | 29.7 |
| **50** | 0.04840 | 4,403 | 0.00992 | 90,987 | 443,926 | 0.93706 | 2,331,127 | 25.6 |
| **55** | 0.07822 | 6,773 | 0.01628 | 86,583 | 415,985 | 0.91872 | 1,887,202 | 21.8 |
| **60** | 0.08459 | 6,751 | 0.01767 | 79,811 | 382,174 | 0.89316 | 1,471,217 | 18.4 |
| **65** | 0.13115 | 9,582 | 0.02807 | 73,059 | 341,342 | 0.84443 | 1,089,042 | 14.9 |
| **70** | 0.18369 | 11,660 | 0.04045 | 63,478 | 288,238 | 0.78148 | 747,700 | 11.8 |
| **75** | 0.26118 | 13,534 | 0.06008 | 51,818 | 225,253 | 0.50975 [c] | 459,462 | 8.9 |
| **80+** | 1.00000 | 38,284 | 0.16346 | 38,284 | 234,209 | - | 234,209 | 6.1 |
| **Lelaki** *Male* | | | | | | | | |
| **0** | 0.00811 | 811 | 0.00817 | 100,000 | 99,243 | 0.99102 [a] | 6,907,375 | 69.1 |
| **1** | 0.00209 | 207 | 0.00052 | 99,189 | 396,267 | 0.99839 [b] | 6,808,132 | 68.6 |
| **5** | 0.00081 | 80 | 0.00016 | 98,983 | 494,713 | 0.99886 | 6,411,865 | 64.8 |
| **10** | 0.00148 | 146 | 0.00030 | 98,903 | 494,149 | 0.99673 | 5,917,151 | 59.8 |
| **15** | 0.00507 | 500 | 0.00102 | 98,757 | 492,532 | 0.99482 | 5,423,003 | 54.9 |
| **20** | 0.00528 | 519 | 0.00106 | 98,256 | 489,983 | 0.99334 | 4,930,470 | 50.2 |
| **25** | 0.00805 | 786 | 0.00162 | 97,737 | 486,720 | 0.99159 | 4,440,487 | 45.4 |
| **30** | 0.00877 | 851 | 0.00176 | 96,951 | 482,627 | 0.98694 | 3,953,767 | 40.8 |
| **35** | 0.01738 | 1,670 | 0.00351 | 96,100 | 476,326 | 0.97949 | 3,471,140 | 36.1 |
| **40** | 0.02370 | 2,238 | 0.00480 | 94,430 | 466,556 | 0.96818 | 2,994,814 | 31.7 |
| **45** | 0.04013 | 3,699 | 0.00819 | 92,192 | 451,712 | 0.94608 | 2,528,258 | 27.4 |
| **50** | 0.06830 | 6,044 | 0.01414 | 88,493 | 427,354 | 0.91742 | 2,076,546 | 23.5 |
| **55** | 0.09790 | 8,072 | 0.02059 | 82,449 | 392,065 | 0.89473 | 1,649,192 | 20.0 |
| **60** | 0.11344 | 8,437 | 0.02405 | 74,377 | 350,793 | 0.86309 | 1,257,127 | 16.9 |
| **65** | 0.16339 | 10,774 | 0.03559 | 65,940 | 302,765 | 0.81554 | 906,334 | 13.7 |
| **70** | 0.20964 | 11,565 | 0.04684 | 55,166 | 246,917 | 0.74991 | 603,570 | 10.9 |
| **75** | 0.30127 | 13,136 | 0.07094 | 43,601 | 185,164 | 0.48083 [c] | 356,653 | 8.2 |
| **80+** | 1.00000 | 30,465 | 0.17765 | 30,465 | 171,489 | - | 171,489 | 5.6 |
| **Perempuan** *Female* | | | | | | | | |
| **0** | 0.00562 | 562 | 0.00565 | 100,000 | 99,475 | 0.99415 [a] | 7,520,664 | 75.2 |
| **1** | 0.00062 | 62 | 0.00015 | 99,438 | 397,598 | 0.99908 [b] | 7,421,189 | 74.6 |
| **5** | 0.00106 | 105 | 0.00021 | 99,376 | 496,618 | 0.99883 | 7,023,590 | 70.7 |
| **10** | 0.00128 | 127 | 0.00026 | 99,271 | 496,038 | 0.99880 | 6,526,972 | 65.7 |
| **15** | 0.00111 | 110 | 0.00022 | 99,144 | 495,445 | 0.99849 | 6,030,934 | 60.8 |
| **20** | 0.00191 | 189 | 0.00038 | 99,034 | 494,695 | 0.99790 | 5,535,488 | 55.9 |
| **25** | 0.00229 | 226 | 0.00046 | 98,844 | 493,657 | 0.99595 | 5,040,793 | 51.0 |
| **30** | 0.00582 | 574 | 0.00117 | 98,618 | 491,656 | 0.99235 | 4,547,136 | 46.1 |
| **35** | 0.00948 | 930 | 0.00191 | 98,044 | 487,896 | 0.98975 | 4,055,480 | 41.4 |
| **40** | 0.01102 | 1,070 | 0.00222 | 97,114 | 482,895 | 0.98292 | 3,567,584 | 36.7 |
| **45** | 0.02320 | 2,228 | 0.00469 | 96,044 | 474,649 | 0.97333 | 3,084,689 | 32.1 |
| **50** | 0.03023 | 2,836 | 0.00614 | 93,816 | 461,989 | 0.95508 | 2,610,040 | 27.8 |
| **55** | 0.06007 | 5,465 | 0.01239 | 90,980 | 441,236 | 0.94079 | 2,148,050 | 23.6 |
| **60** | 0.05830 | 4,985 | 0.01201 | 85,514 | 415,109 | 0.91972 | 1,706,815 | 20.0 |
| **65** | 0.10363 | 8,346 | 0.02186 | 80,529 | 381,782 | 0.86908 | 1,291,706 | 16.0 |
| **70** | 0.16137 | 11,648 | 0.03511 | 72,184 | 331,798 | 0.80785 | 909,923 | 12.6 |
| **75** | 0.22887 | 13,854 | 0.05169 | 60,536 | 268,042 | 0.53636 [c] | 578,125 | 9.6 |
| **80+** | 1.00000 | 46,681 | 0.15054 | 46,681 | 310,083 | - | 310,083 | 6.6 |

**Nota:** *Notes:*

[a] **Daripada umur 0 hingga kumpulan umur 1-4**
*From age of 0 to age group 1-4*

[b] **Daripada umur 0, kumpulan umur 1-4 hingga kumpulan umur 5-9**
*From age of 0, age group 1-4 to age group 5-9*

[c] **Daripada umur 75 hingga 80+**
*From age of 75 to 80+*

[p] **Permulaan**
*Preliminary*

**Jadual 4.7.6: Jadual hayat ringkas mengikut jantina dan umur, Larut & Matang, Perak, 2025[p]**

*Table 4.7.6: Abridged life table by sex and age, Larut & Matang, Perak, 2025 [p]*

| **Umur** *Age* | **Kebarangkalian mati di antara umur x dan umur x+n** *Probability of dying between age x and age x+n* | **Bilangan kematian di antara umur x dan umur x+n** *Number of deaths between age x and age x+n* | **Kadar tengah mortaliti di antara umur x dan umur x+n** *Central mortality rate between age x and age x+n* | **Penakat (orang yang masih hidup) pada umur tepat x** *Survivors at exact age x* | **Bilangan orang hidup-tahun di antara umur x dan umur x+n** *Number of person-years lived between age x and age x+n* | **Nisbah ketakatan** *Survival ratio* | **Jumlah bilangan orang hidup-tahun selepas umur tepat x** *Total number of person-years lived after exact age x* | **Jangkaan hayat** *Life expectancy* |
|---|---|---|---|---|---|---|---|---|
| **x** | $_nq_x$ | $_nd_x$ | $_nm_x$ | $l_x$ | $_nL_x$ | $_nS_x$ | $T_x$ | $e_x$ |
| **Lelaki dan Perempuan** *Both sexes* | | | | | | | | |
| **0** | 0.00922 | 922 | 0.00930 | 100,000 | 99,150 | 0.99083 [a] | 7,202,947 | 72.0 |
| **1** | 0.00018 | 18 | 0.00005 | 99,078 | 396,267 | 0.99918 [b] | 7,103,798 | 71.7 |
| **5** | 0.00116 | 115 | 0.00023 | 99,060 | 495,012 | 0.99885 | 6,707,531 | 67.7 |
| **10** | 0.00114 | 112 | 0.00023 | 98,945 | 494,444 | 0.99782 | 6,212,518 | 62.8 |
| **15** | 0.00324 | 320 | 0.00065 | 98,833 | 493,364 | 0.99654 | 5,718,074 | 57.9 |
| **20** | 0.00368 | 363 | 0.00074 | 98,513 | 491,657 | 0.99544 | 5,224,710 | 53.0 |
| **25** | 0.00545 | 534 | 0.00109 | 98,150 | 489,414 | 0.99266 | 4,733,053 | 48.2 |
| **30** | 0.00925 | 903 | 0.00186 | 97,615 | 485,820 | 0.98914 | 4,243,640 | 43.5 |
| **35** | 0.01249 | 1,208 | 0.00251 | 96,712 | 480,541 | 0.98399 | 3,757,820 | 38.9 |
| **40** | 0.01958 | 1,870 | 0.00395 | 95,504 | 472,845 | 0.97386 | 3,277,279 | 34.3 |
| **45** | 0.03282 | 3,073 | 0.00667 | 93,634 | 460,487 | 0.95834 | 2,804,434 | 30.0 |
| **50** | 0.05079 | 4,600 | 0.01042 | 90,561 | 441,303 | 0.93826 | 2,343,947 | 25.9 |
| **55** | 0.07327 | 6,298 | 0.01521 | 85,961 | 414,058 | 0.91837 | 1,902,644 | 22.1 |
| **60** | 0.09066 | 7,222 | 0.01899 | 79,662 | 380,257 | 0.89400 | 1,488,586 | 18.7 |
| **65** | 0.12286 | 8,900 | 0.02618 | 72,440 | 339,951 | 0.85372 | 1,108,330 | 15.3 |
| **70** | 0.17297 | 10,991 | 0.03787 | 63,540 | 290,223 | 0.79552 | 768,379 | 12.1 |
| **75** | 0.24257 | 12,747 | 0.05521 | 52,549 | 230,879 | 0.51715 [c] | 478,156 | 9.1 |
| **80+** | 1.00000 | 39,802 | 0.16096 | 39,802 | 247,277 | - | 247,277 | 6.2 |
| **Lelaki** *Male* | | | | | | | | |
| **0** | 0.00947 | 947 | 0.00955 | 100,000 | 99,119 | 0.99058 [a] | 6,891,468 | 68.9 |
| **1** | 0.00018 | 17 | 0.00004 | 99,053 | 396,172 | 0.99898 [b] | 6,792,349 | 68.6 |
| **5** | 0.00159 | 157 | 0.00032 | 99,036 | 494,786 | 0.99859 | 6,396,177 | 64.6 |
| **10** | 0.00124 | 122 | 0.00025 | 98,878 | 494,087 | 0.99707 | 5,901,391 | 59.7 |
| **15** | 0.00462 | 456 | 0.00093 | 98,756 | 492,641 | 0.99504 | 5,407,304 | 54.8 |
| **20** | 0.00529 | 520 | 0.00106 | 98,300 | 490,199 | 0.99392 | 4,914,664 | 50.0 |
| **25** | 0.00688 | 672 | 0.00138 | 97,780 | 487,217 | 0.99044 | 4,424,465 | 45.2 |
| **30** | 0.01225 | 1,190 | 0.00247 | 97,107 | 482,561 | 0.98540 | 3,937,248 | 40.5 |
| **35** | 0.01698 | 1,629 | 0.00342 | 95,917 | 475,514 | 0.97864 | 3,454,687 | 36.0 |
| **40** | 0.02581 | 2,434 | 0.00523 | 94,289 | 465,359 | 0.96671 | 2,979,173 | 31.6 |
| **45** | 0.04096 | 3,763 | 0.00836 | 91,855 | 449,868 | 0.94449 | 2,513,814 | 27.4 |
| **50** | 0.07069 | 6,227 | 0.01466 | 88,092 | 424,894 | 0.91659 | 2,063,946 | 23.4 |
| **55** | 0.09710 | 7,949 | 0.02041 | 81,865 | 389,453 | 0.89149 | 1,639,052 | 20.0 |
| **60** | 0.12113 | 8,954 | 0.02579 | 73,916 | 347,195 | 0.86418 | 1,249,599 | 16.9 |
| **65** | 0.15254 | 9,909 | 0.03303 | 64,962 | 300,038 | 0.81620 | 902,404 | 13.9 |
| **70** | 0.22070 | 12,150 | 0.04961 | 55,053 | 244,890 | 0.75160 | 602,367 | 10.9 |
| **75** | 0.28395 | 12,182 | 0.06619 | 42,903 | 184,059 | 0.48512 [c] | 357,477 | 8.3 |
| **80+** | 1.00000 | 30,721 | 0.17715 | 30,721 | 173,418 | - | 173,418 | 5.6 |
| **Perempuan** *Female* | | | | | | | | |
| **0** | 0.00896 | 896 | 0.00904 | 100,000 | 99,173 | 0.99108 [a] | 7,562,569 | 75.6 |
| **1** | 0.00019 | 19 | 0.00005 | 99,104 | 396,368 | 0.99942 [b] | 7,463,396 | 75.3 |
| **5** | 0.00069 | 69 | 0.00014 | 99,085 | 495,253 | 0.99914 | 7,067,029 | 71.3 |
| **10** | 0.00102 | 101 | 0.00020 | 99,016 | 494,829 | 0.99861 | 6,571,776 | 66.4 |
| **15** | 0.00175 | 173 | 0.00035 | 98,915 | 494,143 | 0.99826 | 6,076,947 | 61.4 |
| **20** | 0.00173 | 171 | 0.00035 | 98,742 | 493,283 | 0.99739 | 5,582,804 | 56.5 |
| **25** | 0.00350 | 345 | 0.00070 | 98,571 | 491,994 | 0.99563 | 5,089,520 | 51.6 |
| **30** | 0.00525 | 516 | 0.00105 | 98,226 | 489,842 | 0.99385 | 4,597,526 | 46.8 |
| **35** | 0.00705 | 689 | 0.00142 | 97,711 | 486,831 | 0.99030 | 4,107,684 | 42.0 |
| **40** | 0.01237 | 1,200 | 0.00249 | 97,022 | 482,109 | 0.98188 | 3,620,853 | 37.3 |
| **45** | 0.02394 | 2,294 | 0.00485 | 95,822 | 473,375 | 0.97239 | 3,138,744 | 32.8 |
| **50** | 0.03137 | 2,934 | 0.00637 | 93,528 | 460,306 | 0.95821 | 2,665,369 | 28.5 |
| **55** | 0.05255 | 4,761 | 0.01079 | 90,594 | 441,068 | 0.94196 | 2,205,063 | 24.3 |
| **60** | 0.06383 | 5,479 | 0.01319 | 85,833 | 415,468 | 0.92109 | 1,763,995 | 20.6 |
| **65** | 0.09502 | 7,635 | 0.01995 | 80,354 | 382,684 | 0.88735 | 1,348,527 | 16.8 |
| **70** | 0.13214 | 9,609 | 0.02830 | 72,719 | 339,574 | 0.83332 | 965,843 | 13.3 |
| **75** | 0.20648 | 13,031 | 0.04605 | 63,110 | 282,975 | 0.54816 [c] | 626,269 | 9.9 |
| **80+** | 1.00000 | 50,080 | 0.14588 | 50,080 | 343,294 | - | 343,294 | 6.9 |

**Nota:** *Notes:*

[a] **Daripada umur 0 hingga kumpulan umur 1-4**
*From age of 0 to age group 1-4*

[b] **Daripada umur 0, kumpulan umur 1-4 hingga kumpulan umur 5-9**
*From age of 0, age group 1-4 to age group 5-9*

[c] **Daripada umur 75 hingga 80+**
*From age of 75 to 80+*

[p] **Permulaan**
*Preliminary*

**Jadual 4.7.7: Jadual hayat ringkas mengikut jantina dan umur, Hilir Perak, Perak, 2025[p]**
*Table 4.7.7: Abridged life table by sex and age, Hilir Perak, Perak, 2025 [p]*

| Umur *Age* | Kebarangkalian mati di antara umur x dan umur x+n *Probability of dying between age x and age x+n* | Bilangan kematian di antara umur x dan umur x+n *Number of deaths between age x and age x+n* | Kadar tengah mortaliti di antara umur x dan umur x+n *Central mortality rate between age x and age x+n* | Penakat (orang yang masih hidup) pada umur tepat x *Survivors at exact age x* | Bilangan orang hidup-tahun di antara umur x dan umur x+n *Number of person-years lived between age x and age x+n* | Nisbah ketakatan *Survival ratio* | Jumlah bilangan orang hidup-tahun selepas umur tepat x *Total number of person-years lived after exact age x* | Jangkaan hayat *Life expectancy* |
|---|---|---|---|---|---|---|---|---|
| x | $_nq_x$ | $_nd_x$ | $_nm_x$ | $l_x$ | $_nL_x$ | $_nS_x$ | $T_x$ | $e_x$ |
| **Lelaki dan Perempuan** *Both sexes* | | | | | | | | |
| **0** | 0.00860 | 860 | 0.00866 | 100,000 | 99,206 | 0.99071 [a] | 7,230,592 | 72.3 |
| **1** | 0.00166 | 165 | 0.00042 | 99,140 | 396,152 | 0.99840 [b] | 7,131,387 | 71.9 |
| **5** | 0.00126 | 125 | 0.00025 | 98,976 | 494,567 | 0.99819 | 6,735,235 | 68.0 |
| **10** | 0.00237 | 234 | 0.00047 | 98,851 | 493,671 | 0.99662 | 6,240,668 | 63.1 |
| **15** | 0.00439 | 433 | 0.00088 | 98,617 | 492,003 | 0.99560 | 5,746,997 | 58.3 |
| **20** | 0.00441 | 433 | 0.00088 | 98,184 | 489,838 | 0.99480 | 5,254,994 | 53.5 |
| **25** | 0.00598 | 585 | 0.00120 | 97,751 | 487,294 | 0.99210 | 4,765,155 | 48.7 |
| **30** | 0.00983 | 955 | 0.00198 | 97,166 | 483,444 | 0.98931 | 4,277,861 | 44.0 |
| **35** | 0.01156 | 1,112 | 0.00233 | 96,211 | 478,275 | 0.98530 | 3,794,418 | 39.4 |
| **40** | 0.01788 | 1,701 | 0.00361 | 95,099 | 471,242 | 0.97569 | 3,316,143 | 34.9 |
| **45** | 0.03086 | 2,882 | 0.00627 | 93,398 | 459,786 | 0.95972 | 2,844,901 | 30.5 |
| **50** | 0.05001 | 4,527 | 0.01026 | 90,516 | 441,264 | 0.94158 | 2,385,115 | 26.4 |
| **55** | 0.06727 | 5,784 | 0.01392 | 85,989 | 415,486 | 0.92676 | 1,943,851 | 22.6 |
| **60** | 0.07963 | 6,387 | 0.01659 | 80,205 | 385,058 | 0.90131 | 1,528,365 | 19.1 |
| **65** | 0.11940 | 8,814 | 0.02540 | 73,818 | 347,055 | 0.85629 | 1,143,307 | 15.5 |
| **70** | 0.17131 | 11,136 | 0.03747 | 65,004 | 297,180 | 0.80111 | 796,252 | 12.2 |
| **75** | 0.23216 | 12,506 | 0.05253 | 53,868 | 238,074 | 0.52297 [c] | 499,072 | 9.3 |
| **80+** | 1.00000 | 41,362 | 0.15848 | 41,362 | 260,997 | - | 260,997 | 6.3 |
| **Lelaki** *Male* | | | | | | | | |
| **0** | 0.00853 | 853 | 0.00860 | 100,000 | 99,204 | 0.99108 [a] | 6,967,272 | 69.7 |
| **1** | 0.00107 | 106 | 0.00027 | 99,147 | 396,336 | 0.99808 [b] | 6,868,068 | 69.3 |
| **5** | 0.00249 | 246 | 0.00050 | 99,041 | 494,590 | 0.99742 | 6,471,731 | 65.3 |
| **10** | 0.00267 | 264 | 0.00053 | 98,795 | 493,316 | 0.99523 | 5,977,141 | 60.5 |
| **15** | 0.00687 | 677 | 0.00138 | 98,531 | 490,963 | 0.99335 | 5,483,825 | 55.7 |
| **20** | 0.00642 | 628 | 0.00129 | 97,854 | 487,700 | 0.99308 | 4,992,862 | 51.0 |
| **25** | 0.00743 | 722 | 0.00149 | 97,226 | 484,324 | 0.98964 | 4,505,162 | 46.3 |
| **30** | 0.01332 | 1,285 | 0.00268 | 96,504 | 479,305 | 0.98633 | 4,020,838 | 41.7 |
| **35** | 0.01402 | 1,335 | 0.00282 | 95,218 | 472,754 | 0.98185 | 3,541,533 | 37.2 |
| **40** | 0.02234 | 2,097 | 0.00452 | 93,883 | 464,175 | 0.96886 | 3,068,779 | 32.7 |
| **45** | 0.04014 | 3,684 | 0.00819 | 91,787 | 449,722 | 0.95330 | 2,604,603 | 28.4 |
| **50** | 0.05354 | 4,717 | 0.01100 | 88,102 | 428,718 | 0.92738 | 2,154,882 | 24.5 |
| **55** | 0.09279 | 7,737 | 0.01946 | 83,385 | 397,583 | 0.90689 | 1,726,164 | 20.7 |
| **60** | 0.09346 | 7,070 | 0.01961 | 75,648 | 360,565 | 0.88178 | 1,328,581 | 17.6 |
| **65** | 0.14553 | 9,980 | 0.03139 | 68,578 | 317,940 | 0.82241 | 968,016 | 14.1 |
| **70** | 0.21511 | 12,605 | 0.04821 | 58,598 | 261,478 | 0.75537 | 650,076 | 11.1 |
| **75** | 0.28223 | 12,981 | 0.06572 | 45,993 | 197,514 | 0.49173 [c] | 388,597 | 8.4 |
| **80+** | 1.00000 | 33,012 | 0.17276 | 33,012 | 191,084 | - | 191,084 | 5.8 |
| **Perempuan** *Female* | | | | | | | | |
| **0** | 0.00866 | 866 | 0.00873 | 100,000 | 99,200 | 0.99033 [a] | 7,533,344 | 75.3 |
| **1** | 0.00231 | 229 | 0.00058 | 99,134 | 395,966 | 0.99871 [b] | 7,434,145 | 75.0 |
| **5** | 0.00000 | - | 0.00000 | 98,905 | 494,526 | 0.99897 | 7,038,179 | 71.2 |
| **10** | 0.00206 | 203 | 0.00041 | 98,905 | 494,017 | 0.99807 | 6,543,653 | 66.2 |
| **15** | 0.00179 | 177 | 0.00036 | 98,702 | 493,066 | 0.99820 | 6,049,636 | 61.3 |
| **20** | 0.00182 | 179 | 0.00036 | 98,525 | 492,176 | 0.99723 | 5,556,571 | 56.4 |
| **25** | 0.00373 | 367 | 0.00075 | 98,346 | 490,811 | 0.99556 | 5,064,395 | 51.5 |
| **30** | 0.00515 | 505 | 0.00103 | 97,979 | 488,631 | 0.99337 | 4,573,584 | 46.7 |
| **35** | 0.00811 | 790 | 0.00163 | 97,474 | 485,394 | 0.98979 | 4,084,953 | 41.9 |
| **40** | 0.01233 | 1,193 | 0.00248 | 96,684 | 480,437 | 0.98321 | 3,599,560 | 37.2 |
| **45** | 0.02130 | 2,034 | 0.00430 | 95,491 | 472,372 | 0.96621 | 3,119,123 | 32.7 |
| **50** | 0.04655 | 4,350 | 0.00953 | 93,458 | 456,412 | 0.95426 | 2,646,751 | 28.3 |
| **55** | 0.04488 | 4,000 | 0.00918 | 89,107 | 435,537 | 0.94458 | 2,190,339 | 24.6 |
| **60** | 0.06645 | 5,655 | 0.01375 | 85,108 | 411,400 | 0.91876 | 1,754,802 | 20.6 |
| **65** | 0.09708 | 7,713 | 0.02041 | 79,452 | 377,979 | 0.88689 | 1,343,403 | 16.9 |
| **70** | 0.13087 | 9,389 | 0.02801 | 71,739 | 335,224 | 0.84194 | 965,424 | 13.5 |
| **75** | 0.18933 | 11,805 | 0.04183 | 62,351 | 282,240 | 0.55214 [c] | 630,200 | 10.1 |
| **80+** | 1.00000 | 50,545 | 0.14526 | 50,545 | 347,960 | - | 347,960 | 6.9 |

**Nota:** *Notes:*
[a] **Daripada umur 0 hingga kumpulan umur 1-4**
*From age of 0 to age group 1-4*
[b] **Daripada umur 0, kumpulan umur 1-4 hingga kumpulan umur 5-9**
*From age of 0, age group 1-4 to age group 5-9*
[c] **Daripada umur 75 hingga 80+**
*From age of 75 to 80+*
[p] **Permulaan**
*Preliminary*

**Jadual 4.7.8: Jadual hayat ringkas mengikut jantina dan umur, Hulu Perak, Perak, 2025[p]**
*Table 4.7.8: Abridged life table by sex and age, Hulu Perak, Perak, 2025 [p]*

| **Umur** *Age* | **Kebarangkalian mati di antara umur x dan umur x+n** *Probability of dying between age x and age x+n* | **Bilangan kematian di antara umur x dan umur x+n** *Number of deaths between age x and age x+n* | **Kadar tengah mortaliti di antara umur x dan umur x+n** *Central mortality rate between age x and age x+n* | **Penakat (orang yang masih hidup) pada umur tepat x** *Survivors at exact age x* | **Bilangan orang hidup-tahun di antara umur x dan umur x+n** *Number of person-years lived between age x and age x+n* | **Nisbah ketakatan** *Survival ratio* | **Jumlah bilangan orang hidup-tahun selepas umur tepat x** *Total number of person-years lived after exact age x* | **Jangkaan hayat** *Life expectancy* |
|---|---|---|---|---|---|---|---|---|
| **x** | $_nq_x$ | $_nd_x$ | $_nm_x$ | $l_x$ | $_nL_x$ | $_nS_x$ | $T_x$ | $e_x$ |
| **Lelaki dan Perempuan** *Both sexes* | | | | | | | | |
| **0** | 0.00761 | 761 | 0.00766 | 100,000 | 99,295 | 0.99094 [a] | 7,171,369 | 71.7 |
| **1** | 0.00317 | 315 | 0.00079 | 99,239 | 396,173 | 0.99752 [b] | 7,072,074 | 71.3 |
| **5** | 0.00155 | 154 | 0.00031 | 98,924 | 494,237 | 0.99842 | 6,675,901 | 67.5 |
| **10** | 0.00160 | 158 | 0.00032 | 98,771 | 493,458 | 0.99735 | 6,181,664 | 62.6 |
| **15** | 0.00370 | 365 | 0.00074 | 98,613 | 492,151 | 0.99595 | 5,688,205 | 57.7 |
| **20** | 0.00440 | 433 | 0.00088 | 98,248 | 490,157 | 0.99419 | 5,196,054 | 52.9 |
| **25** | 0.00723 | 707 | 0.00145 | 97,815 | 487,307 | 0.98946 | 4,705,898 | 48.1 |
| **30** | 0.01386 | 1,346 | 0.00279 | 97,108 | 482,173 | 0.98551 | 4,218,590 | 43.4 |
| **35** | 0.01513 | 1,449 | 0.00305 | 95,761 | 475,185 | 0.98072 | 3,736,417 | 39.0 |
| **40** | 0.02349 | 2,216 | 0.00475 | 94,312 | 466,023 | 0.97263 | 3,261,232 | 34.6 |
| **45** | 0.03135 | 2,887 | 0.00637 | 92,097 | 453,266 | 0.96223 | 2,795,209 | 30.4 |
| **50** | 0.04441 | 3,962 | 0.00908 | 89,210 | 436,145 | 0.94424 | 2,341,943 | 26.3 |
| **55** | 0.06763 | 5,766 | 0.01400 | 85,248 | 411,827 | 0.92292 | 1,905,798 | 22.4 |
| **60** | 0.08722 | 6,932 | 0.01824 | 79,482 | 380,082 | 0.89300 | 1,493,971 | 18.8 |
| **65** | 0.12868 | 9,336 | 0.02751 | 72,550 | 339,412 | 0.85510 | 1,113,889 | 15.4 |
| **70** | 0.16351 | 10,336 | 0.03561 | 63,214 | 290,231 | 0.80237 | 774,477 | 12.3 |
| **75** | 0.23841 | 12,607 | 0.05413 | 52,878 | 232,873 | 0.51910 [c] | 484,246 | 9.2 |
| **80+** | 1.00000 | 40,271 | 0.16021 | 40,271 | 251,373 | - | 251,373 | 6.2 |
| **Lelaki** *Male* | | | | | | | | |
| **0** | 0.00951 | 951 | 0.00959 | 100,000 | 99,116 | 0.98855 [a] | 6,866,912 | 68.7 |
| **1** | 0.00441 | 436 | 0.00110 | 99,049 | 395,161 | 0.99626 [b] | 6,767,797 | 68.3 |
| **5** | 0.00258 | 254 | 0.00052 | 98,613 | 492,429 | 0.99766 | 6,372,636 | 64.6 |
| **10** | 0.00210 | 207 | 0.00042 | 98,359 | 491,277 | 0.99586 | 5,880,206 | 59.8 |
| **15** | 0.00618 | 607 | 0.00124 | 98,152 | 489,243 | 0.99366 | 5,388,929 | 54.9 |
| **20** | 0.00649 | 633 | 0.00130 | 97,545 | 486,143 | 0.99159 | 4,899,686 | 50.2 |
| **25** | 0.01034 | 1,002 | 0.00208 | 96,912 | 482,056 | 0.98680 | 4,413,542 | 45.5 |
| **30** | 0.01610 | 1,544 | 0.00325 | 95,910 | 475,692 | 0.98302 | 3,931,486 | 41.0 |
| **35** | 0.01787 | 1,686 | 0.00361 | 94,366 | 467,617 | 0.97604 | 3,455,794 | 36.6 |
| **40** | 0.03016 | 2,796 | 0.00612 | 92,680 | 456,413 | 0.96442 | 2,988,177 | 32.2 |
| **45** | 0.04117 | 3,700 | 0.00841 | 89,885 | 440,173 | 0.94840 | 2,531,764 | 28.2 |
| **50** | 0.06248 | 5,385 | 0.01290 | 86,185 | 417,461 | 0.92911 | 2,091,591 | 24.3 |
| **55** | 0.07986 | 6,452 | 0.01664 | 80,800 | 387,869 | 0.90760 | 1,674,130 | 20.7 |
| **60** | 0.10602 | 7,883 | 0.02239 | 74,348 | 352,032 | 0.87610 | 1,286,260 | 17.3 |
| **65** | 0.14391 | 9,565 | 0.03101 | 66,465 | 308,414 | 0.81843 | 934,228 | 14.1 |
| **70** | 0.22556 | 12,835 | 0.05085 | 56,900 | 252,415 | 0.75341 | 625,815 | 11.0 |
| **75** | 0.27373 | 12,062 | 0.06343 | 44,066 | 190,173 | 0.49070 [c] | 373,400 | 8.5 |
| **80+** | 1.00000 | 32,003 | 0.17467 | 32,003 | 183,227 | - | 183,227 | 5.7 |
| **Perempuan** *Female* | | | | | | | | |
| **0** | 0.00558 | 558 | 0.00561 | 100,000 | 99,479 | 0.99357 [a] | 7,539,567 | 75.4 |
| **1** | 0.00187 | 186 | 0.00047 | 99,442 | 397,306 | 0.99876 [b] | 7,440,088 | 74.8 |
| **5** | 0.00046 | 46 | 0.00009 | 99,256 | 496,167 | 0.99923 | 7,042,782 | 71.0 |
| **10** | 0.00108 | 107 | 0.00022 | 99,211 | 495,785 | 0.99892 | 6,546,615 | 66.0 |
| **15** | 0.00109 | 108 | 0.00022 | 99,104 | 495,248 | 0.99839 | 6,050,830 | 61.1 |
| **20** | 0.00212 | 210 | 0.00043 | 98,996 | 494,453 | 0.99723 | 5,555,581 | 56.1 |
| **25** | 0.00342 | 338 | 0.00068 | 98,786 | 493,084 | 0.99281 | 5,061,128 | 51.2 |
| **30** | 0.01097 | 1,080 | 0.00221 | 98,448 | 489,540 | 0.98858 | 4,568,045 | 46.4 |
| **35** | 0.01189 | 1,157 | 0.00239 | 97,368 | 483,948 | 0.98627 | 4,078,504 | 41.9 |
| **40** | 0.01561 | 1,501 | 0.00315 | 96,211 | 477,301 | 0.98202 | 3,594,556 | 37.4 |
| **45** | 0.02040 | 1,932 | 0.00412 | 94,710 | 468,718 | 0.97651 | 3,117,255 | 32.9 |
| **50** | 0.02664 | 2,472 | 0.00540 | 92,778 | 457,709 | 0.95894 | 2,648,537 | 28.5 |
| **55** | 0.05587 | 5,045 | 0.01149 | 90,306 | 438,916 | 0.93806 | 2,190,828 | 24.3 |
| **60** | 0.06838 | 5,830 | 0.01416 | 85,261 | 411,729 | 0.90942 | 1,751,912 | 20.5 |
| **65** | 0.11441 | 9,088 | 0.02427 | 79,431 | 374,435 | 0.89324 | 1,340,183 | 16.9 |
| **70** | 0.09811 | 6,902 | 0.02063 | 70,343 | 334,463 | 0.85104 | 965,747 | 13.7 |
| **75** | 0.20534 | 13,027 | 0.04577 | 63,442 | 284,640 | 0.54911 [c] | 631,285 | 10.0 |
| **80+** | 1.00000 | 50,414 | 0.14544 | 50,414 | 346,645 | - | 346,645 | 6.9 |

**Nota:** *Notes:*
[a] **Daripada umur 0 hingga kumpulan umur 1-4**
*From age of 0 to age group 1-4*
[b] **Daripada umur 0, kumpulan umur 1-4 hingga kumpulan umur 5-9**
*From age of 0, age group 1-4 to age group 5-9*
[c] **Daripada umur 75 hingga 80+**
*From age of 75 to 80+*
[p] **Permulaan**
*Preliminary*

**Jadual 4.7.9: Jadual hayat ringkas mengikut jantina dan umur, Perak Tengah, Perak, 2025[p]**

*Table 4.7.9: Abridged life table by sex and age, Perak Tengah, Perak, 2025 [p]*

| **Umur** *Age* | **Kebarangkalian mati di antara umur x dan umur x+n** *Probability of dying between age x and age x+n* | **Bilangan kematian di antara umur x dan umur x+n** *Number of deaths between age x and age x+n* | **Kadar tengah mortaliti di antara umur x dan umur x+n** *Central mortality rate between age x and age x+n* | **Penakat (orang yang masih hidup) pada umur tepat x** *Survivors at exact age x* | **Bilangan orang hidup-tahun di antara umur x dan umur x+n** *Number of person-years lived between age x and age x+n* | **Nisbah ketakatan** *Survival ratio* | **Jumlah bilangan orang hidup-tahun selepas umur tepat x** *Total number of person-years lived after exact age x* | **Jangkaan hayat** *Life expectancy* |
|---|---|---|---|---|---|---|---|---|
| **x** | $_nq_x$ | $_nd_x$ | $_nm_x$ | $l_x$ | $_nL_x$ | $_nS_x$ | $T_x$ | $e_x$ |
| **Lelaki dan Perempuan** *Both sexes* | | | | | | | | |
| **0** | 0.00672 | 672 | 0.00677 | 100,000 | 99,375 | 0.99263 [a] | 7,144,628 | 71.4 |
| **1** | 0.00150 | 149 | 0.00037 | 99,328 | 396,941 | 0.99830 [b] | 7,045,253 | 70.9 |
| **5** | 0.00171 | 170 | 0.00034 | 99,179 | 495,471 | 0.99817 | 6,648,312 | 67.0 |
| **10** | 0.00195 | 193 | 0.00039 | 99,009 | 494,565 | 0.99547 | 6,152,842 | 62.1 |
| **15** | 0.00712 | 703 | 0.00143 | 98,817 | 492,324 | 0.99440 | 5,658,277 | 57.3 |
| **20** | 0.00407 | 399 | 0.00081 | 98,113 | 489,568 | 0.99586 | 5,165,953 | 52.7 |
| **25** | 0.00422 | 412 | 0.00084 | 97,714 | 487,541 | 0.99413 | 4,676,385 | 47.9 |
| **30** | 0.00753 | 733 | 0.00151 | 97,302 | 484,679 | 0.99111 | 4,188,844 | 43.0 |
| **35** | 0.01026 | 991 | 0.00206 | 96,569 | 480,370 | 0.98677 | 3,704,165 | 38.4 |
| **40** | 0.01623 | 1,551 | 0.00327 | 95,578 | 474,015 | 0.97864 | 3,223,795 | 33.7 |
| **45** | 0.02658 | 2,499 | 0.00539 | 94,027 | 463,890 | 0.96038 | 2,749,780 | 29.2 |
| **50** | 0.05303 | 4,853 | 0.01089 | 91,529 | 445,509 | 0.93162 | 2,285,890 | 25.0 |
| **55** | 0.08460 | 7,333 | 0.01767 | 86,675 | 415,043 | 0.90762 | 1,840,381 | 21.2 |
| **60** | 0.10089 | 8,005 | 0.02125 | 79,342 | 376,700 | 0.88586 | 1,425,338 | 18.0 |
| **65** | 0.12888 | 9,194 | 0.02755 | 71,338 | 333,702 | 0.84172 | 1,048,639 | 14.7 |
| **70** | 0.19202 | 11,933 | 0.04248 | 62,143 | 280,885 | 0.77015 | 714,936 | 11.5 |
| **75** | 0.27667 | 13,892 | 0.06422 | 50,211 | 216,324 | 0.50162 [c] | 434,052 | 8.6 |
| **80+** | 1.00000 | 36,319 | 0.16681 | 36,319 | 217,728 | - | 217,728 | 6.0 |
| **Lelaki** *Male* | | | | | | | | |
| **0** | 0.00934 | 934 | 0.00942 | 100,000 | 99,131 | 0.99021 [a] | 6,818,820 | 68.2 |
| **1** | 0.00123 | 122 | 0.00031 | 99,066 | 395,975 | 0.99841 [b] | 6,719,689 | 67.8 |
| **5** | 0.00163 | 162 | 0.00033 | 98,944 | 494,318 | 0.99772 | 6,323,714 | 63.9 |
| **10** | 0.00292 | 289 | 0.00059 | 98,783 | 493,192 | 0.99214 | 5,829,396 | 59.0 |
| **15** | 0.01280 | 1,261 | 0.00258 | 98,494 | 489,318 | 0.99083 | 5,336,203 | 54.2 |
| **20** | 0.00549 | 533 | 0.00110 | 97,233 | 484,832 | 0.99464 | 4,846,885 | 49.8 |
| **25** | 0.00524 | 507 | 0.00105 | 96,700 | 482,232 | 0.99413 | 4,362,053 | 45.1 |
| **30** | 0.00651 | 626 | 0.00131 | 96,193 | 479,401 | 0.99124 | 3,879,822 | 40.3 |
| **35** | 0.01103 | 1,054 | 0.00222 | 95,567 | 475,200 | 0.98304 | 3,400,421 | 35.6 |
| **40** | 0.02296 | 2,170 | 0.00464 | 94,513 | 467,140 | 0.97018 | 2,925,221 | 31.0 |
| **45** | 0.03684 | 3,402 | 0.00751 | 92,343 | 453,211 | 0.94561 | 2,458,080 | 26.6 |
| **50** | 0.07261 | 6,458 | 0.01507 | 88,941 | 428,561 | 0.90808 | 2,004,869 | 22.5 |
| **55** | 0.11274 | 9,299 | 0.02390 | 82,483 | 389,167 | 0.87513 | 1,576,309 | 19.1 |
| **60** | 0.13853 | 10,138 | 0.02977 | 73,184 | 340,573 | 0.84547 | 1,187,142 | 16.2 |
| **65** | 0.17309 | 10,913 | 0.03790 | 63,045 | 287,945 | 0.79667 | 846,569 | 13.4 |
| **70** | 0.23988 | 12,506 | 0.05452 | 52,133 | 229,398 | 0.74465 | 558,624 | 10.7 |
| **75** | 0.27569 | 10,925 | 0.06395 | 39,627 | 170,822 | 0.48114 [c] | 329,226 | 8.3 |
| **80+** | 1.00000 | 28,702 | 0.18120 | 28,702 | 158,404 | - | 158,404 | 5.5 |
| **Perempuan** *Female* | | | | | | | | |
| **0** | 0.00387 | 387 | 0.00389 | 100,000 | 99,636 | 0.99529 [a] | 7,507,446 | 75.1 |
| **1** | 0.00179 | 179 | 0.00045 | 99,613 | 398,007 | 0.99815 [b] | 7,407,810 | 74.4 |
| **5** | 0.00179 | 178 | 0.00036 | 99,434 | 496,723 | 0.99865 | 7,009,803 | 70.5 |
| **10** | 0.00090 | 89 | 0.00018 | 99,256 | 496,055 | 0.99888 | 6,513,080 | 65.6 |
| **15** | 0.00135 | 133 | 0.00027 | 99,166 | 495,498 | 0.99808 | 6,017,025 | 60.7 |
| **20** | 0.00250 | 247 | 0.00050 | 99,033 | 494,547 | 0.99727 | 5,521,527 | 55.8 |
| **25** | 0.00296 | 293 | 0.00059 | 98,786 | 493,198 | 0.99405 | 5,026,980 | 50.9 |
| **30** | 0.00894 | 881 | 0.00180 | 98,493 | 490,264 | 0.99088 | 4,533,782 | 46.0 |
| **35** | 0.00930 | 908 | 0.00187 | 97,612 | 485,791 | 0.99099 | 4,043,518 | 41.4 |
| **40** | 0.00872 | 843 | 0.00175 | 96,704 | 481,412 | 0.98791 | 3,557,728 | 36.8 |
| **45** | 0.01550 | 1,486 | 0.00312 | 95,861 | 475,590 | 0.97497 | 3,076,316 | 32.1 |
| **50** | 0.03470 | 3,275 | 0.00706 | 94,375 | 463,687 | 0.95347 | 2,600,726 | 27.6 |
| **55** | 0.05878 | 5,355 | 0.01211 | 91,100 | 442,111 | 0.93823 | 2,137,039 | 23.5 |
| **60** | 0.06495 | 5,569 | 0.01343 | 85,745 | 414,801 | 0.92391 | 1,694,928 | 19.8 |
| **65** | 0.08800 | 7,055 | 0.01841 | 80,176 | 383,241 | 0.88133 | 1,280,127 | 16.0 |
| **70** | 0.15230 | 11,136 | 0.03297 | 73,121 | 337,763 | 0.79028 | 896,886 | 12.3 |
| **75** | 0.27745 | 17,198 | 0.06443 | 61,985 | 266,928 | 0.52260 [c] | 559,123 | 9.0 |
| **80+** | 1.00000 | 44,787 | 0.15328 | 44,787 | 292,195 | - | 292,195 | 6.5 |

**Nota:** *Notes:*

[a] **Daripada umur 0 hingga kumpulan umur 1-4**
*From age of 0 to age group 1-4*

[b] **Daripada umur 0, kumpulan umur 1-4 hingga kumpulan umur 5-9**
*From age of 0, age group 1-4 to age group 5-9*

[c] **Daripada umur 75 hingga 80+**
*From age of 75 to 80+*

[p] **Permulaan**
*Preliminary*

**Jadual 4.7.10: Jadual hayat ringkas mengikut jantina dan umur, Kampar, Perak, 2025[P]**

*Table 4.7.10: Abridged life table by sex and age, Kampar, Perak, 2025 [P]*

| **Umur** *Age* | **Kebarangkalian mati di antara umur x dan umur x+n** *Probability of dying between age x and age x+n* | **Bilangan kematian di antara umur x dan umur x+n** *Number of deaths between age x and age x+n* | **Kadar tengah mortaliti di antara umur x dan umur x+n** *Central mortality rate between age x and age x+n* | **Penakat (orang yang masih hidup) pada umur tepat x** *Survivors at exact age x* | **Bilangan orang hidup-tahun di antara umur x dan umur x+n** *Number of person-years lived between age x and age x+n* | **Nisbah ketakatan** *Survival ratio* | **Jumlah bilangan orang hidup-tahun selepas umur tepat x** *Total number of person-years lived after exact age x* | **Jangkaan hayat** *Life expectancy* |
|---|---|---|---|---|---|---|---|---|
| **x** | $_nq_x$ | $_nd_x$ | $_nm_x$ | $l_x$ | $_nL_x$ | $_nS_x$ | $T_x$ | $e_x$ |
| **Lelaki dan Perempuan** *Both sexes* | | | | | | | | |
| **0** | 0.00615 | 615 | 0.00619 | 100,000 | 99,427 | 0.99273 [a] | 7,430,127 | 74.3 |
| **1** | 0.00243 | 241 | 0.00061 | 99,385 | 396,938 | 0.99838 [b] | 7,330,700 | 73.8 |
| **5** | 0.00062 | 62 | 0.00012 | 99,143 | 495,561 | 0.99957 | 6,933,762 | 69.9 |
| **10** | 0.00024 | 23 | 0.00005 | 99,081 | 495,348 | 0.99816 | 6,438,200 | 65.0 |
| **15** | 0.00345 | 342 | 0.00069 | 99,058 | 494,436 | 0.99735 | 5,942,852 | 60.0 |
| **20** | 0.00184 | 182 | 0.00037 | 98,716 | 493,127 | 0.99788 | 5,448,416 | 55.2 |
| **25** | 0.00241 | 237 | 0.00048 | 98,535 | 492,080 | 0.99547 | 4,955,289 | 50.3 |
| **30** | 0.00665 | 654 | 0.00133 | 98,297 | 489,853 | 0.99226 | 4,463,209 | 45.4 |
| **35** | 0.00883 | 863 | 0.00177 | 97,644 | 486,063 | 0.98730 | 3,973,356 | 40.7 |
| **40** | 0.01661 | 1,607 | 0.00335 | 96,781 | 479,888 | 0.97918 | 3,487,294 | 36.0 |
| **45** | 0.02510 | 2,389 | 0.00508 | 95,174 | 469,897 | 0.96632 | 3,007,406 | 31.6 |
| **50** | 0.04248 | 3,941 | 0.00868 | 92,785 | 454,071 | 0.94827 | 2,537,509 | 27.3 |
| **55** | 0.06139 | 5,454 | 0.01267 | 88,844 | 430,584 | 0.93710 | 2,083,437 | 23.5 |
| **60** | 0.06452 | 5,380 | 0.01333 | 83,390 | 403,499 | 0.91687 | 1,652,854 | 19.8 |
| **65** | 0.10304 | 8,038 | 0.02173 | 78,010 | 369,954 | 0.87659 | 1,249,355 | 16.0 |
| **70** | 0.14613 | 10,225 | 0.03153 | 69,972 | 324,297 | 0.80687 | 879,401 | 12.6 |
| **75** | 0.24816 | 14,827 | 0.05666 | 59,747 | 261,666 | 0.52862 [c] | 555,104 | 9.3 |
| **80+** | 1.00000 | 44,920 | 0.15308 | 44,920 | 293,438 | - | 293,438 | 6.5 |
| **Lelaki** *Male* | | | | | | | | |
| **0** | 0.00501 | 501 | 0.00504 | 100,000 | 99,527 | 0.99472 [a] | 7,119,426 | 71.2 |
| **1** | 0.00068 | 68 | 0.00017 | 99,499 | 397,834 | 0.99927 [b] | 7,019,899 | 70.6 |
| **5** | 0.00063 | 62 | 0.00013 | 99,431 | 496,998 | 0.99946 | 6,622,064 | 66.6 |
| **10** | 0.00044 | 44 | 0.00009 | 99,368 | 496,732 | 0.99686 | 6,125,067 | 61.6 |
| **15** | 0.00583 | 579 | 0.00117 | 99,324 | 495,174 | 0.99538 | 5,628,335 | 56.7 |
| **20** | 0.00341 | 336 | 0.00068 | 98,745 | 492,886 | 0.99719 | 5,133,160 | 52.0 |
| **25** | 0.00221 | 217 | 0.00044 | 98,409 | 491,502 | 0.99481 | 4,640,274 | 47.2 |
| **30** | 0.00817 | 802 | 0.00164 | 98,192 | 488,954 | 0.98946 | 4,148,772 | 42.3 |
| **35** | 0.01292 | 1,258 | 0.00260 | 97,390 | 483,802 | 0.98200 | 3,659,819 | 37.6 |
| **40** | 0.02315 | 2,225 | 0.00468 | 96,131 | 475,093 | 0.97115 | 3,176,016 | 33.0 |
| **45** | 0.03468 | 3,256 | 0.00706 | 93,906 | 461,388 | 0.94995 | 2,700,924 | 28.8 |
| **50** | 0.06597 | 5,980 | 0.01364 | 90,649 | 438,297 | 0.92224 | 2,239,536 | 24.7 |
| **55** | 0.09038 | 7,652 | 0.01893 | 84,669 | 404,217 | 0.91439 | 1,801,239 | 21.3 |
| **60** | 0.08037 | 6,190 | 0.01675 | 77,017 | 369,613 | 0.89193 | 1,397,023 | 18.1 |
| **65** | 0.13820 | 9,788 | 0.02969 | 70,828 | 329,668 | 0.84444 | 1,027,410 | 14.5 |
| **70** | 0.17571 | 10,726 | 0.03853 | 61,040 | 278,384 | 0.76542 | 697,742 | 11.4 |
| **75** | 0.30599 | 15,396 | 0.07225 | 50,314 | 213,081 | 0.49189 [c] | 419,358 | 8.3 |
| **80+** | 1.00000 | 34,918 | 0.16928 | 34,918 | 206,277 | - | 206,277 | 5.9 |
| **Perempuan** *Female* | | | | | | | | |
| **0** | 0.00726 | 726 | 0.00730 | 100,000 | 99,327 | 0.99076 [a] | 7,786,499 | 77.9 |
| **1** | 0.00423 | 420 | 0.00106 | 99,274 | 396,054 | 0.99746 [b] | 7,687,173 | 77.4 |
| **5** | 0.00062 | 62 | 0.00012 | 98,855 | 494,121 | 0.99969 | 7,291,119 | 73.8 |
| **10** | 0.00000 | - | 0.00000 | 98,793 | 493,967 | 0.99973 | 6,796,998 | 68.8 |
| **15** | 0.00055 | 54 | 0.00011 | 98,793 | 493,832 | 0.99973 | 6,303,031 | 63.8 |
| **20** | 0.00000 | - | 0.00000 | 98,739 | 493,697 | 0.99869 | 5,809,199 | 58.8 |
| **25** | 0.00262 | 259 | 0.00052 | 98,739 | 493,051 | 0.99627 | 5,315,502 | 53.8 |
| **30** | 0.00485 | 477 | 0.00097 | 98,481 | 491,211 | 0.99540 | 4,822,451 | 49.0 |
| **35** | 0.00436 | 427 | 0.00087 | 98,004 | 488,951 | 0.99316 | 4,331,240 | 44.2 |
| **40** | 0.00934 | 912 | 0.00188 | 97,577 | 485,604 | 0.98776 | 3,842,289 | 39.4 |
| **45** | 0.01516 | 1,466 | 0.00306 | 96,665 | 479,661 | 0.98155 | 3,356,685 | 34.7 |
| **50** | 0.02179 | 2,074 | 0.00441 | 95,199 | 470,812 | 0.97185 | 2,877,024 | 30.2 |
| **55** | 0.03466 | 3,228 | 0.00705 | 93,125 | 457,557 | 0.95826 | 2,406,212 | 25.8 |
| **60** | 0.04907 | 4,411 | 0.01006 | 89,897 | 438,459 | 0.94079 | 1,948,656 | 21.7 |
| **65** | 0.06987 | 5,973 | 0.01448 | 85,486 | 412,497 | 0.90655 | 1,510,197 | 17.7 |
| **70** | 0.11879 | 9,445 | 0.02526 | 79,513 | 373,951 | 0.84482 | 1,097,700 | 13.8 |
| **75** | 0.19648 | 13,767 | 0.04358 | 70,068 | 315,920 | 0.56349 [c] | 723,749 | 10.3 |
| **80+** | 1.00000 | 56,300 | 0.13805 | 56,300 | 407,828 | - | 407,828 | 7.2 |

**Nota:** *Notes:*

[a] **Daripada umur 0 hingga kumpulan umur 1-4**
*From age of 0 to age group 1-4*

[b] **Daripada umur 0, kumpulan umur 1-4 hingga kumpulan umur 5-9**
*From age of 0, age group 1-4 to age group 5-9*

[c] **Daripada umur 75 hingga 80+**
*From age of 75 to 80+*

[P] **Permulaan**
*Preliminary*

**Jadual 4.7.11: Jadual hayat ringkas mengikut jantina dan umur, Muallim, Perak, 2025[P]**

*Table 4.7.11: Abridged life table by sex and age, Muallim, Perak, 2025 [P]*

| **Umur** *Age* | **Kebarangkalian mati di antara umur x dan umur x+n** *Probability of dying between age x and age x+n* | **Bilangan kematian di antara umur x dan umur x+n** *Number of deaths between age x and age x+n* | **Kadar tengah mortaliti di antara umur x dan umur x+n** *Central mortality rate between age x and age x+n* | **Penakat (orang yang masih hidup) pada umur tepat x** *Survivors at exact age x* | **Bilangan orang hidup-tahun di antara umur x dan umur x+n** *Number of person-years lived between age x and age x+n* | **Nisbah ketakatan** *Survival ratio* | **Jumlah bilangan orang hidup-tahun selepas umur tepat x** *Total number of person-years lived after exact age x* | **Jangkaan hayat** *Life expectancy* |
|---|---|---|---|---|---|---|---|---|
| **x** | $_nq_x$ | $_nd_x$ | $_nm_x$ | $l_x$ | $_nL_x$ | $_nS_x$ | $T_x$ | $e_x$ |
| **Lelaki dan Perempuan** *Both sexes* | | | | | | | | |
| **0** | 0.00768 | 768 | 0.00774 | 100,000 | 99,288 | 0.99188 [a] | 7,511,866 | 75.1 |
| **1** | 0.00112 | 111 | 0.00028 | 99,232 | 396,651 | 0.99932 [b] | 7,412,578 | 74.7 |
| **5** | 0.00000 | - | 0.00000 | 99,121 | 495,604 | 0.99918 | 7,015,928 | 70.8 |
| **10** | 0.00164 | 162 | 0.00033 | 99,121 | 495,198 | 0.99763 | 6,520,324 | 65.8 |
| **15** | 0.00310 | 307 | 0.00062 | 98,958 | 494,025 | 0.99764 | 6,025,126 | 60.9 |
| **20** | 0.00162 | 159 | 0.00032 | 98,651 | 492,859 | 0.99843 | 5,531,101 | 56.1 |
| **25** | 0.00153 | 150 | 0.00031 | 98,492 | 492,084 | 0.99670 | 5,038,243 | 51.2 |
| **30** | 0.00507 | 498 | 0.00102 | 98,342 | 490,462 | 0.99396 | 4,546,159 | 46.2 |
| **35** | 0.00702 | 686 | 0.00141 | 97,843 | 487,500 | 0.98744 | 4,055,697 | 41.5 |
| **40** | 0.01814 | 1,762 | 0.00366 | 97,157 | 481,378 | 0.98206 | 3,568,197 | 36.7 |
| **45** | 0.01774 | 1,692 | 0.00358 | 95,395 | 472,742 | 0.97674 | 3,086,819 | 32.4 |
| **50** | 0.02887 | 2,705 | 0.00586 | 93,702 | 461,747 | 0.95640 | 2,614,078 | 27.9 |
| **55** | 0.05877 | 5,347 | 0.01211 | 90,997 | 441,615 | 0.93095 | 2,152,330 | 23.7 |
| **60** | 0.07997 | 6,849 | 0.01666 | 85,649 | 411,123 | 0.90886 | 1,710,715 | 20.0 |
| **65** | 0.10328 | 8,138 | 0.02178 | 78,800 | 373,654 | 0.87971 | 1,299,592 | 16.5 |
| **70** | 0.13927 | 9,841 | 0.02994 | 70,662 | 328,706 | 0.82912 | 925,938 | 13.1 |
| **75** | 0.20760 | 12,626 | 0.04633 | 60,821 | 272,538 | 0.54366 [c] | 597,232 | 9.8 |
| **80+** | 1.00000 | 48,194 | 0.14843 | 48,194 | 324,694 | - | 324,694 | 6.7 |
| **Lelaki** *Male* | | | | | | | | |
| **0** | 0.00729 | 729 | 0.00734 | 100,000 | 99,317 | 0.99179 [a] | 7,241,945 | 72.4 |
| **1** | 0.00214 | 213 | 0.00054 | 99,271 | 396,580 | 0.99878 [b] | 7,142,628 | 72.0 |
| **5** | 0.00000 | - | 0.00000 | 99,058 | 495,291 | 0.99871 | 6,746,048 | 68.1 |
| **10** | 0.00258 | 256 | 0.00052 | 99,058 | 494,652 | 0.99704 | 6,250,757 | 63.1 |
| **15** | 0.00334 | 330 | 0.00067 | 98,803 | 493,187 | 0.99706 | 5,756,105 | 58.3 |
| **20** | 0.00254 | 251 | 0.00051 | 98,472 | 491,735 | 0.99717 | 5,262,918 | 53.4 |
| **25** | 0.00313 | 307 | 0.00063 | 98,222 | 490,341 | 0.99565 | 4,771,183 | 48.6 |
| **30** | 0.00558 | 546 | 0.00112 | 97,915 | 488,207 | 0.99251 | 4,280,842 | 43.7 |
| **35** | 0.00941 | 917 | 0.00189 | 97,368 | 484,549 | 0.98395 | 3,792,635 | 39.0 |
| **40** | 0.02275 | 2,194 | 0.00460 | 96,452 | 476,772 | 0.97600 | 3,308,086 | 34.3 |
| **45** | 0.02529 | 2,384 | 0.00512 | 94,257 | 465,328 | 0.96841 | 2,831,314 | 30.0 |
| **50** | 0.03805 | 3,496 | 0.00776 | 91,874 | 450,629 | 0.93934 | 2,365,986 | 25.8 |
| **55** | 0.08417 | 7,438 | 0.01757 | 88,378 | 423,293 | 0.91214 | 1,915,357 | 21.7 |
| **60** | 0.09190 | 7,438 | 0.01926 | 80,939 | 386,102 | 0.88195 | 1,492,064 | 18.4 |
| **65** | 0.14685 | 10,794 | 0.03170 | 73,501 | 340,522 | 0.84197 | 1,105,962 | 15.0 |
| **70** | 0.17114 | 10,732 | 0.03743 | 62,708 | 286,709 | 0.80184 | 765,440 | 12.2 |
| **75** | 0.23077 | 11,994 | 0.05217 | 51,976 | 229,893 | 0.51979 [c] | 478,731 | 9.2 |
| **80+** | 1.00000 | 39,981 | 0.16067 | 39,981 | 248,838 | - | 248,838 | 6.2 |
| **Perempuan** *Female* | | | | | | | | |
| **0** | 0.00812 | 812 | 0.00818 | 100,000 | 99,248 | 0.99200 [a] | 7,802,873 | 78.0 |
| **1** | 0.00000 | - | 0.00000 | 99,188 | 396,752 | 0.99988 [b] | 7,703,625 | 77.7 |
| **5** | 0.00000 | - | 0.00000 | 99,188 | 495,940 | 0.99967 | 7,306,873 | 73.7 |
| **10** | 0.00066 | 66 | 0.00013 | 99,188 | 495,776 | 0.99824 | 6,810,932 | 68.7 |
| **15** | 0.00285 | 282 | 0.00057 | 99,122 | 494,905 | 0.99832 | 6,315,156 | 63.7 |
| **20** | 0.00051 | 50 | 0.00010 | 98,840 | 494,075 | 0.99948 | 5,820,251 | 58.9 |
| **25** | 0.00052 | 52 | 0.00010 | 98,790 | 493,820 | 0.99749 | 5,326,176 | 53.9 |
| **30** | 0.00450 | 444 | 0.00090 | 98,738 | 492,580 | 0.99561 | 4,832,356 | 48.9 |
| **35** | 0.00429 | 421 | 0.00086 | 98,294 | 490,416 | 0.99136 | 4,339,776 | 44.2 |
| **40** | 0.01301 | 1,273 | 0.00262 | 97,873 | 486,180 | 0.98880 | 3,849,360 | 39.3 |
| **45** | 0.00936 | 904 | 0.00188 | 96,599 | 480,736 | 0.98522 | 3,363,180 | 34.8 |
| **50** | 0.02025 | 1,938 | 0.00409 | 95,695 | 473,631 | 0.97336 | 2,882,444 | 30.1 |
| **55** | 0.03315 | 3,108 | 0.00674 | 93,757 | 461,016 | 0.94882 | 2,408,813 | 25.7 |
| **60** | 0.06983 | 6,330 | 0.01447 | 90,649 | 437,420 | 0.93068 | 1,947,798 | 21.5 |
| **65** | 0.06878 | 5,799 | 0.01425 | 84,319 | 407,097 | 0.91094 | 1,510,378 | 17.9 |
| **70** | 0.11084 | 8,703 | 0.02347 | 78,520 | 370,840 | 0.85493 | 1,103,281 | 14.1 |
| **75** | 0.18356 | 12,815 | 0.04042 | 69,816 | 317,043 | 0.56714 [c] | 732,441 | 10.5 |
| **80+** | 1.00000 | 57,001 | 0.13722 | 57,001 | 415,398 | - | 415,398 | 7.3 |

**Nota:** *Notes:*

[a] **Daripada umur 0 hingga kumpulan umur 1-4**
*From age of 0 to age group 1-4*

[b] **Daripada umur 0, kumpulan umur 1-4 hingga kumpulan umur 5-9**
*From age of 0, age group 1-4 to age group 5-9*

[c] **Daripada umur 75 hingga 80+**
*From age of 75 to 80+*

[P] **Permulaan**
*Preliminary*

**Jadual 4.7.12: Jadual hayat ringkas mengikut jantina dan umur, Bagan Datuk, Perak, 2025[P]**

*Table 4.7.12: Abridged life table by sex and age, Bagan Datuk, Perak, 2025 [P]*

| **Umur** *Age* | **Kebarangkalian mati di antara umur x dan umur x+n** *Probability of dying between age x and age x+n* | **Bilangan kematian di antara umur x dan umur x+n** *Number of deaths between age x and age x+n* | **Kadar tengah mortaliti di antara umur x dan umur x+n** *Central mortality rate between age x and age x+n* | **Penakat (orang yang masih hidup) pada umur tepat x** *Survivors at exact age x* | **Bilangan orang hidup-tahun di antara umur x dan umur x+n** *Number of person-years lived between age x and age x+n* | **Nisbah ketakatan** *Survival ratio* | **Jumlah bilangan orang hidup-tahun selepas umur tepat x** *Total number of person-years lived after exact age x* | **Jangkaan hayat** *Life expectancy* |
|---|---|---|---|---|---|---|---|---|
| **x** | $_nq_x$ | $_nd_x$ | $_nm_x$ | $l_x$ | $_nL_x$ | $_nS_x$ | $T_x$ | $e_x$ |
| **Lelaki dan Perempuan** *Both sexes* | | | | | | | | |
| **0** | 0.00704 | 704 | 0.00709 | 100,000 | 99,346 | 0.99261 [a] | 7,489,926 | 74.9 |
| **1** | 0.00090 | 89 | 0.00023 | 99,296 | 396,960 | 0.99870 [b] | 7,390,581 | 74.4 |
| **5** | 0.00149 | 148 | 0.00030 | 99,206 | 495,661 | 0.99871 | 6,993,620 | 70.5 |
| **10** | 0.00109 | 108 | 0.00022 | 99,058 | 495,022 | 0.99792 | 6,497,959 | 65.6 |
| **15** | 0.00308 | 305 | 0.00062 | 98,950 | 493,990 | 0.99779 | 6,002,937 | 60.7 |
| **20** | 0.00133 | 131 | 0.00027 | 98,646 | 492,900 | 0.99632 | 5,508,947 | 55.8 |
| **25** | 0.00603 | 594 | 0.00121 | 98,514 | 491,088 | 0.99477 | 5,016,048 | 50.9 |
| **30** | 0.00443 | 434 | 0.00089 | 97,921 | 488,519 | 0.99293 | 4,524,960 | 46.2 |
| **35** | 0.00973 | 948 | 0.00195 | 97,487 | 485,064 | 0.98881 | 4,036,441 | 41.4 |
| **40** | 0.01267 | 1,224 | 0.00255 | 96,539 | 479,634 | 0.98797 | 3,551,378 | 36.8 |
| **45** | 0.01138 | 1,084 | 0.00229 | 95,315 | 473,865 | 0.98010 | 3,071,743 | 32.2 |
| **50** | 0.02852 | 2,687 | 0.00579 | 94,231 | 464,436 | 0.96208 | 2,597,878 | 27.6 |
| **55** | 0.04761 | 4,358 | 0.00975 | 91,544 | 446,823 | 0.93753 | 2,133,442 | 23.3 |
| **60** | 0.07808 | 6,807 | 0.01625 | 87,186 | 418,909 | 0.91313 | 1,686,619 | 19.3 |
| **65** | 0.09640 | 7,748 | 0.02026 | 80,378 | 382,519 | 0.87660 | 1,267,710 | 15.8 |
| **70** | 0.15329 | 11,133 | 0.03320 | 72,630 | 335,315 | 0.78733 | 885,191 | 12.2 |
| **75** | 0.28280 | 17,391 | 0.06587 | 61,496 | 264,004 | 0.51988 [c] | 549,876 | 8.9 |
| **80+** | 1.00000 | 44,105 | 0.15428 | 44,105 | 285,872 | - | 285,872 | 6.5 |
| **Lelaki** *Male* | | | | | | | | |
| **0** | 0.00859 | 859 | 0.00866 | 100,000 | 99,198 | 0.99069 [a] | 7,161,741 | 71.6 |
| **1** | 0.00177 | 175 | 0.00044 | 99,141 | 396,147 | 0.99846 [b] | 7,062,543 | 71.2 |
| **5** | 0.00098 | 97 | 0.00020 | 98,965 | 494,584 | 0.99916 | 6,666,396 | 67.4 |
| **10** | 0.00070 | 69 | 0.00014 | 98,868 | 494,167 | 0.99724 | 6,171,812 | 62.4 |
| **15** | 0.00483 | 477 | 0.00097 | 98,799 | 492,801 | 0.99676 | 5,677,645 | 57.5 |
| **20** | 0.00165 | 162 | 0.00033 | 98,322 | 491,202 | 0.99559 | 5,184,844 | 52.7 |
| **25** | 0.00717 | 704 | 0.00144 | 98,159 | 489,036 | 0.99366 | 4,693,643 | 47.8 |
| **30** | 0.00550 | 536 | 0.00110 | 97,455 | 485,936 | 0.99193 | 4,204,606 | 43.1 |
| **35** | 0.01065 | 1,032 | 0.00214 | 96,919 | 482,014 | 0.98652 | 3,718,670 | 38.4 |
| **40** | 0.01634 | 1,567 | 0.00330 | 95,887 | 475,516 | 0.98439 | 3,236,656 | 33.8 |
| **45** | 0.01486 | 1,401 | 0.00299 | 94,320 | 468,095 | 0.96763 | 2,761,140 | 29.3 |
| **50** | 0.05014 | 4,659 | 0.01029 | 92,918 | 452,945 | 0.94248 | 2,293,046 | 24.7 |
| **55** | 0.06530 | 5,763 | 0.01350 | 88,260 | 426,889 | 0.91293 | 1,840,101 | 20.8 |
| **60** | 0.11037 | 9,105 | 0.02336 | 82,496 | 389,719 | 0.87451 | 1,413,212 | 17.1 |
| **65** | 0.14249 | 10,458 | 0.03068 | 73,391 | 340,813 | 0.82317 | 1,023,493 | 13.9 |
| **70** | 0.21687 | 13,648 | 0.04865 | 62,934 | 280,548 | 0.73792 | 682,680 | 10.8 |
| **75** | 0.31982 | 15,762 | 0.07614 | 49,285 | 207,021 | 0.48519 [c] | 402,132 | 8.2 |
| **80+** | 1.00000 | 33,523 | 0.17182 | 33,523 | 195,111 | - | 195,111 | 5.8 |
| **Perempuan** *Female* | | | | | | | | |
| **0** | 0.00547 | 547 | 0.00550 | 100,000 | 99,490 | 0.99461 [a] | 7,845,073 | 78.5 |
| **1** | 0.00000 | - | 0.00000 | 99,453 | 397,813 | 0.99892 [b] | 7,745,583 | 77.9 |
| **5** | 0.00201 | 200 | 0.00040 | 99,453 | 496,767 | 0.99824 | 7,347,770 | 73.9 |
| **10** | 0.00150 | 149 | 0.00030 | 99,253 | 495,894 | 0.99870 | 6,851,004 | 69.0 |
| **15** | 0.00110 | 109 | 0.00022 | 99,104 | 495,250 | 0.99899 | 6,355,109 | 64.1 |
| **20** | 0.00091 | 90 | 0.00018 | 98,996 | 494,752 | 0.99755 | 5,859,859 | 59.2 |
| **25** | 0.00399 | 395 | 0.00080 | 98,905 | 493,540 | 0.99698 | 5,365,107 | 54.2 |
| **30** | 0.00204 | 201 | 0.00041 | 98,511 | 492,050 | 0.99495 | 4,871,567 | 49.5 |
| **35** | 0.00807 | 793 | 0.00162 | 98,309 | 489,564 | 0.99262 | 4,379,517 | 44.5 |
| **40** | 0.00668 | 651 | 0.00134 | 97,516 | 485,953 | 0.99317 | 3,889,954 | 39.9 |
| **45** | 0.00698 | 676 | 0.00140 | 96,865 | 482,635 | 0.98866 | 3,404,001 | 35.1 |
| **50** | 0.01573 | 1,513 | 0.00317 | 96,189 | 477,161 | 0.97732 | 2,921,366 | 30.4 |
| **55** | 0.02973 | 2,815 | 0.00604 | 94,676 | 466,341 | 0.96132 | 2,444,205 | 25.8 |
| **60** | 0.04790 | 4,400 | 0.00982 | 91,861 | 448,303 | 0.94825 | 1,977,864 | 21.5 |
| **65** | 0.05579 | 4,880 | 0.01148 | 87,461 | 425,103 | 0.91908 | 1,529,561 | 17.5 |
| **70** | 0.10753 | 8,880 | 0.02273 | 82,581 | 390,705 | 0.82257 | 1,104,458 | 13.4 |
| **75** | 0.25575 | 18,849 | 0.05865 | 73,701 | 321,383 | 0.54973 [c] | 713,753 | 9.7 |
| **80+** | 1.00000 | 54,852 | 0.13980 | 54,852 | 392,371 | - | 392,371 | 7.2 |

**Nota:** *Notes:*

[a] **Daripada umur 0 hingga kumpulan umur 1-4**
*From age of 0 to age group 1-4*

[b] **Daripada umur 0, kumpulan umur 1-4 hingga kumpulan umur 5-9**
*From age of 0, age group 1-4 to age group 5-9*

[c] **Daripada umur 75 hingga 80+**
*From age of 75 to 80+*

[P] **Permulaan**
*Preliminary*

**Jadual 4.7.13: Jadual hayat ringkas mengikut jantina dan umur, Selama, Perak, 2025[p]**

*Table 4.7.13: Abridged life table by sex and age, Selama, Perak, 2025 [p]*

| **Umur** *Age* | **Kebarangkalian mati di antara umur x dan umur x+n** *Probability of dying between age x and age x+n* | **Bilangan kematian di antara umur x dan umur x+n** *Number of deaths between age x and age x+n* | **Kadar tengah mortaliti di antara umur x dan umur x+n** *Central mortality rate between age x and age x+n* | **Penakat (orang yang masih hidup) pada umur tepat x** *Survivors at exact age x* | **Bilangan orang hidup-tahun di antara umur x dan umur x+n** *Number of person-years lived between age x and age x+n* | **Nisbah ketakatan** *Survival ratio* | **Jumlah bilangan orang hidup-tahun selepas umur tepat x** *Total number of person-years lived after exact age x* | **Jangkaan hayat** *Life expectancy* |
|---|---|---|---|---|---|---|---|---|
| **x** | $_nq_x$ | $_nd_x$ | $_nm_x$ | $l_x$ | $_nL_x$ | $_nS_x$ | $T_x$ | $e_x$ |
| **Lelaki dan Perempuan** *Both sexes* | | | | | | | | |
| **0** | 0.00948 | 948 | 0.00956 | 100,000 | 99,126 | 0.98951 [a] | 6,795,948 | 68.0 |
| **1** | 0.00234 | 232 | 0.00059 | 99,052 | 395,630 | 0.99831 [b] | 6,696,822 | 67.6 |
| **5** | 0.00073 | 72 | 0.00015 | 98,820 | 493,919 | 0.99905 | 6,301,192 | 63.8 |
| **10** | 0.00116 | 115 | 0.00023 | 98,748 | 493,451 | 0.99659 | 5,807,273 | 58.8 |
| **15** | 0.00566 | 558 | 0.00114 | 98,633 | 491,767 | 0.99666 | 5,313,823 | 53.9 |
| **20** | 0.00100 | 98 | 0.00020 | 98,074 | 490,126 | 0.99332 | 4,822,055 | 49.2 |
| **25** | 0.01237 | 1,212 | 0.00249 | 97,976 | 486,851 | 0.98343 | 4,331,929 | 44.2 |
| **30** | 0.02082 | 2,015 | 0.00421 | 96,764 | 478,785 | 0.97852 | 3,845,078 | 39.7 |
| **35** | 0.02216 | 2,099 | 0.00448 | 94,750 | 468,500 | 0.96969 | 3,366,293 | 35.5 |
| **40** | 0.03865 | 3,581 | 0.00788 | 92,650 | 454,298 | 0.95957 | 2,897,794 | 31.3 |
| **45** | 0.04227 | 3,765 | 0.00864 | 89,069 | 435,933 | 0.94497 | 2,443,495 | 27.4 |
| **50** | 0.06835 | 5,831 | 0.01415 | 85,304 | 411,943 | 0.92425 | 2,007,563 | 23.5 |
| **55** | 0.08368 | 6,650 | 0.01747 | 79,473 | 380,740 | 0.90154 | 1,595,619 | 20.1 |
| **60** | 0.11460 | 8,345 | 0.02431 | 72,823 | 343,251 | 0.86222 | 1,214,879 | 16.7 |
| **65** | 0.16397 | 10,572 | 0.03572 | 64,478 | 295,957 | 0.80168 | 871,627 | 13.5 |
| **70** | 0.23941 | 12,905 | 0.05439 | 53,905 | 237,263 | 0.74059 | 575,670 | 10.7 |
| **75** | 0.28571 | 11,714 | 0.06667 | 41,000 | 175,714 | 0.48076 [c] | 338,407 | 8.3 |
| **80+** | 1.00000 | 29,286 | 0.18001 | 29,286 | 162,693 | - | 162,693 | 5.6 |
| **Lelaki** *Male* | | | | | | | | |
| **0** | 0.01026 | 1,026 | 0.01035 | 100,000 | 99,048 | 0.98989 [a] | 6,463,131 | 64.6 |
| **1** | 0.00000 | - | 0.00000 | 98,974 | 395,897 | 0.99915 [b] | 6,364,083 | 64.3 |
| **5** | 0.00140 | 139 | 0.00028 | 98,974 | 494,524 | 0.99871 | 5,968,186 | 60.3 |
| **10** | 0.00117 | 116 | 0.00023 | 98,835 | 493,888 | 0.99441 | 5,473,661 | 55.4 |
| **15** | 0.01002 | 989 | 0.00201 | 98,720 | 491,126 | 0.99449 | 4,979,774 | 50.4 |
| **20** | 0.00097 | 94 | 0.00019 | 97,731 | 488,418 | 0.99139 | 4,488,647 | 45.9 |
| **25** | 0.01626 | 1,588 | 0.00328 | 97,636 | 484,213 | 0.97677 | 4,000,229 | 41.0 |
| **30** | 0.03031 | 2,911 | 0.00616 | 96,049 | 472,966 | 0.97183 | 3,516,017 | 36.6 |
| **35** | 0.02597 | 2,419 | 0.00526 | 93,138 | 459,641 | 0.95894 | 3,043,051 | 32.7 |
| **40** | 0.05656 | 5,131 | 0.01164 | 90,719 | 440,766 | 0.94495 | 2,583,410 | 28.5 |
| **45** | 0.05344 | 4,574 | 0.01098 | 85,588 | 416,503 | 0.93183 | 2,142,643 | 25.0 |
| **50** | 0.08373 | 6,783 | 0.01748 | 81,014 | 388,110 | 0.90352 | 1,726,140 | 21.3 |
| **55** | 0.11040 | 8,195 | 0.02337 | 74,230 | 350,664 | 0.87223 | 1,338,030 | 18.0 |
| **60** | 0.14729 | 9,727 | 0.03180 | 66,035 | 305,860 | 0.82483 | 987,366 | 15.0 |
| **65** | 0.20786 | 11,704 | 0.04639 | 56,309 | 252,282 | 0.76297 | 681,506 | 12.1 |
| **70** | 0.27386 | 12,215 | 0.06346 | 44,604 | 192,483 | 0.68972 | 429,224 | 9.6 |
| **75** | 0.36044 | 11,674 | 0.08793 | 32,389 | 132,759 | 0.43922 [c] | 236,741 | 7.3 |
| **80+** | 1.00000 | 20,715 | 0.19922 | 20,715 | 103,982 | - | 103,982 | 5.0 |
| **Perempuan** *Female* | | | | | | | | |
| **0** | 0.00864 | 864 | 0.00871 | 100,000 | 99,202 | 0.98906 [a] | 7,188,896 | 71.9 |
| **1** | 0.00493 | 489 | 0.00124 | 99,136 | 395,328 | 0.99739 [b] | 7,089,695 | 71.5 |
| **5** | 0.00000 | - | 0.00000 | 98,648 | 493,238 | 0.99942 | 6,694,366 | 67.9 |
| **10** | 0.00116 | 114 | 0.00023 | 98,648 | 492,952 | 0.99885 | 6,201,129 | 62.9 |
| **15** | 0.00115 | 114 | 0.00023 | 98,533 | 492,383 | 0.99891 | 5,708,177 | 57.9 |
| **20** | 0.00104 | 102 | 0.00021 | 98,420 | 491,844 | 0.99561 | 5,215,794 | 53.0 |
| **25** | 0.00774 | 761 | 0.00155 | 98,318 | 489,686 | 0.99172 | 4,723,950 | 48.0 |
| **30** | 0.00883 | 862 | 0.00177 | 97,557 | 485,629 | 0.98686 | 4,234,263 | 43.4 |
| **35** | 0.01749 | 1,691 | 0.00353 | 96,695 | 479,247 | 0.98203 | 3,748,634 | 38.8 |
| **40** | 0.01846 | 1,754 | 0.00373 | 95,004 | 470,634 | 0.97578 | 3,269,387 | 34.4 |
| **45** | 0.03009 | 2,806 | 0.00611 | 93,250 | 459,236 | 0.95814 | 2,798,753 | 30.0 |
| **50** | 0.05399 | 4,883 | 0.01110 | 90,444 | 440,013 | 0.94241 | 2,339,517 | 25.9 |
| **55** | 0.06139 | 5,253 | 0.01267 | 85,561 | 414,674 | 0.92677 | 1,899,504 | 22.2 |
| **60** | 0.08584 | 6,894 | 0.01794 | 80,308 | 384,307 | 0.89486 | 1,484,830 | 18.5 |
| **65** | 0.12624 | 9,268 | 0.02695 | 73,414 | 343,903 | 0.83483 | 1,100,523 | 15.0 |
| **70** | 0.20972 | 13,453 | 0.04686 | 64,147 | 287,101 | 0.78490 | 756,620 | 11.8 |
| **75** | 0.22190 | 11,249 | 0.04992 | 50,694 | 225,346 | 0.52005 [c] | 469,519 | 9.3 |
| **80+** | 1.00000 | 39,445 | 0.16154 | 39,445 | 244,173 | - | 244,173 | 6.2 |

**Nota:** *Notes:*

[a] **Daripada umur 0 hingga kumpulan umur 1-4**
*From age of 0 to age group 1-4*

[b] **Daripada umur 0, kumpulan umur 1-4 hingga kumpulan umur 5-9**
*From age of 0, age group 1-4 to age group 5-9*

[c] **Daripada umur 75 hingga 80+**
*From age of 75 to 80+*

[p] **Permulaan**
*Preliminary*

# NEGERI & DAERAH PENTADBIRAN

## *STATE & ADMINISTRATIVE DISTRICT*

# PERLIS

# 2025p

**Muka surat ini sengaja dibiarkan kosong**

*This page is deliberately left blank*

**Jadual 4.8: Jadual hayat ringkas mengikut jantina dan umur, Perlis, 2025[p]**

*Table 4.8: Abridged life table by sex and age, Perlis, 2025 [p]*

| **Umur** *Age* | **Kebarangkalian mati di antara umur x dan umur x+n** *Probability of dying between age x and age x+n* | **Bilangan kematian di antara umur x dan umur x+n** *Number of deaths between age x and age x+n* | **Kadar tengah mortaliti di antara umur x dan umur x+n** *Central mortality rate between age x and age x+n* | **Penakat (orang yang masih hidup) pada umur tepat x** *Survivors at exact age x* | **Bilangan orang hidup-tahun di antara umur x dan umur x+n** *Number of person-years lived between age x and age x+n* | **Nisbah ketakatan** *Survival ratio* | **Jumlah bilangan orang hidup-tahun selepas umur tepat x** *Total number of person-years lived after exact age x* | **Jangkaan hayat** *Life expectancy* |
|---|---|---|---|---|---|---|---|---|
| **x** | $_nq_x$ | $_nd_x$ | $_nm_x$ | $l_x$ | $_nL_x$ | $_nS_x$ | $T_x$ | $e_x$ |
| **Lelaki dan Perempuan** *Both sexes* | | | | | | | | |
| **0** | 0.00848 | 848 | 0.00855 | 100,000 | 99,216 | 0.99134 [a] | 7,333,395 | 73.3 |
| **1** | 0.00061 | 60 | 0.00015 | 99,152 | 396,456 | 0.99904 [b] | 7,234,179 | 73.0 |
| **5** | 0.00105 | 104 | 0.00021 | 99,091 | 495,196 | 0.99858 | 6,837,723 | 69.0 |
| **10** | 0.00180 | 178 | 0.00036 | 98,987 | 494,491 | 0.99713 | 6,342,527 | 64.1 |
| **15** | 0.00393 | 389 | 0.00079 | 98,809 | 493,074 | 0.99677 | 5,848,036 | 59.2 |
| **20** | 0.00252 | 248 | 0.00051 | 98,420 | 491,482 | 0.99694 | 5,354,962 | 54.4 |
| **25** | 0.00359 | 353 | 0.00072 | 98,172 | 489,979 | 0.99474 | 4,863,480 | 49.5 |
| **30** | 0.00693 | 677 | 0.00139 | 97,820 | 487,404 | 0.99024 | 4,373,500 | 44.7 |
| **35** | 0.01261 | 1,225 | 0.00254 | 97,142 | 482,647 | 0.98555 | 3,886,096 | 40.0 |
| **40** | 0.01630 | 1,564 | 0.00329 | 95,917 | 475,674 | 0.98348 | 3,403,449 | 35.5 |
| **45** | 0.01675 | 1,580 | 0.00338 | 94,353 | 467,814 | 0.97279 | 2,927,775 | 31.0 |
| **50** | 0.03786 | 3,512 | 0.00772 | 92,773 | 455,083 | 0.94986 | 2,459,961 | 26.5 |
| **55** | 0.06290 | 5,615 | 0.01299 | 89,260 | 432,266 | 0.92519 | 2,004,877 | 22.5 |
| **60** | 0.08753 | 7,321 | 0.01831 | 83,646 | 399,926 | 0.89763 | 1,572,612 | 18.8 |
| **65** | 0.11863 | 9,054 | 0.02522 | 76,325 | 358,987 | 0.86198 | 1,172,686 | 15.4 |
| **70** | 0.16001 | 10,764 | 0.03479 | 67,270 | 309,441 | 0.78968 | 813,699 | 12.1 |
| **75** | 0.27020 | 15,268 | 0.06248 | 56,506 | 244,361 | 0.51541 [c] | 504,258 | 8.9 |
| **80+** | 1.00000 | 41,238 | 0.15867 | 41,238 | 259,898 | - | 259,898 | 6.3 |
| **Lelaki** *Male* | | | | | | | | |
| **0** | 0.00933 | 933 | 0.00941 | 100,000 | 99,132 | 0.99033 [a] | 7,037,107 | 70.4 |
| **1** | 0.00100 | 99 | 0.00025 | 99,067 | 396,032 | 0.99875 [b] | 6,937,975 | 70.0 |
| **5** | 0.00118 | 117 | 0.00024 | 98,968 | 494,546 | 0.99867 | 6,541,943 | 66.1 |
| **10** | 0.00148 | 146 | 0.00030 | 98,851 | 493,886 | 0.99621 | 6,047,398 | 61.2 |
| **15** | 0.00610 | 602 | 0.00122 | 98,704 | 492,016 | 0.99517 | 5,553,511 | 56.3 |
| **20** | 0.00356 | 349 | 0.00071 | 98,102 | 489,639 | 0.99562 | 5,061,495 | 51.6 |
| **25** | 0.00520 | 508 | 0.00104 | 97,753 | 487,495 | 0.99309 | 4,571,856 | 46.8 |
| **30** | 0.00862 | 839 | 0.00173 | 97,245 | 484,129 | 0.98639 | 4,084,361 | 42.0 |
| **35** | 0.01864 | 1,797 | 0.00376 | 96,406 | 477,539 | 0.98039 | 3,600,232 | 37.3 |
| **40** | 0.02059 | 1,948 | 0.00416 | 94,609 | 468,175 | 0.97812 | 3,122,694 | 33.0 |
| **45** | 0.02319 | 2,149 | 0.00469 | 92,661 | 457,931 | 0.96205 | 2,654,519 | 28.6 |
| **50** | 0.05305 | 4,802 | 0.01090 | 90,512 | 440,554 | 0.93149 | 2,196,588 | 24.3 |
| **55** | 0.08483 | 7,270 | 0.01772 | 85,710 | 410,374 | 0.90229 | 1,756,034 | 20.5 |
| **60** | 0.11178 | 8,768 | 0.02368 | 78,440 | 370,278 | 0.87048 | 1,345,661 | 17.2 |
| **65** | 0.14950 | 10,416 | 0.03232 | 69,672 | 322,318 | 0.82557 | 975,383 | 14.0 |
| **70** | 0.20375 | 12,074 | 0.04537 | 59,256 | 266,095 | 0.74925 | 653,065 | 11.0 |
| **75** | 0.30977 | 14,616 | 0.07331 | 47,182 | 199,372 | 0.48479 [c] | 386,970 | 8.2 |
| **80+** | 1.00000 | 32,567 | 0.17360 | 32,567 | 187,598 | - | 187,598 | 5.8 |
| **Perempuan** *Female* | | | | | | | | |
| **0** | 0.00760 | 760 | 0.00765 | 100,000 | 99,295 | 0.99242 [a] | 7,641,524 | 76.4 |
| **1** | 0.00018 | 18 | 0.00005 | 99,240 | 396,915 | 0.99935 [b] | 7,542,228 | 76.0 |
| **5** | 0.00090 | 89 | 0.00018 | 99,222 | 495,886 | 0.99848 | 7,145,313 | 72.0 |
| **10** | 0.00215 | 213 | 0.00043 | 99,133 | 495,130 | 0.99814 | 6,649,427 | 67.1 |
| **15** | 0.00157 | 156 | 0.00032 | 98,920 | 494,208 | 0.99853 | 6,154,297 | 62.2 |
| **20** | 0.00137 | 136 | 0.00028 | 98,764 | 493,480 | 0.99831 | 5,660,088 | 57.3 |
| **25** | 0.00201 | 198 | 0.00040 | 98,628 | 492,645 | 0.99649 | 5,166,609 | 52.4 |
| **30** | 0.00502 | 494 | 0.00101 | 98,430 | 490,915 | 0.99437 | 4,673,964 | 47.5 |
| **35** | 0.00624 | 611 | 0.00125 | 97,936 | 488,153 | 0.99087 | 4,183,049 | 42.7 |
| **40** | 0.01203 | 1,171 | 0.00242 | 97,325 | 483,699 | 0.98865 | 3,694,895 | 38.0 |
| **45** | 0.01065 | 1,024 | 0.00214 | 96,154 | 478,211 | 0.98154 | 3,211,196 | 33.4 |
| **50** | 0.02635 | 2,507 | 0.00534 | 95,130 | 469,384 | 0.96531 | 2,732,985 | 28.7 |
| **55** | 0.04325 | 4,006 | 0.00884 | 92,623 | 453,101 | 0.94590 | 2,263,601 | 24.4 |
| **60** | 0.06544 | 5,799 | 0.01353 | 88,617 | 428,588 | 0.92203 | 1,810,500 | 20.4 |
| **65** | 0.09137 | 7,567 | 0.01915 | 82,818 | 395,173 | 0.89179 | 1,381,911 | 16.7 |
| **70** | 0.12675 | 9,538 | 0.02706 | 75,251 | 352,411 | 0.82232 | 986,738 | 13.1 |
| **75** | 0.23602 | 15,509 | 0.05352 | 65,713 | 289,792 | 0.54315 [c] | 634,328 | 9.7 |
| **80+** | 1.00000 | 50,204 | 0.14571 | 50,204 | 344,535 | - | 344,535 | 6.9 |

**Nota:** *Notes:*

[a] **Daripada umur 0 hingga kumpulan umur 1-4**
*From age of 0 to age group 1-4*

[b] **Daripada umur 0, kumpulan umur 1-4 hingga kumpulan umur 5-9**
*From age of 0, age group 1-4 to age group 5-9*

[c] **Daripada umur 75 hingga 80+**
*From age of 75 to 80+*

[p] **Permulaan**
*Preliminary*

**Muka surat ini sengaja dibiarkan kosong**

*This page is deliberately left blank*

# NEGERI & DAERAH PENTADBIRAN

## *STATE & ADMINISTRATIVE DISTRICT*

# PULAU PINANG

# 2025p

**Muka surat ini sengaja dibiarkan kosong**

*This page is deliberately left blank*

**Jadual 4.9: Jadual hayat ringkas mengikut jantina dan umur, Pulau Pinang, 2025[p]**

*Table 4.9: Abridged life table by sex and age, Pulau Pinang, 2025 [p]*

| **Umur** *Age* | **Kebarangkalian mati di antara umur x dan umur x+n** *Probability of dying between age x and age x+n* | **Bilangan kematian di antara umur x dan umur x+n** *Number of deaths between age x and age x+n* | **Kadar tengah mortaliti di antara umur x dan umur x+n** *Central mortality rate between age x and age x+n* | **Penakat (orang yang masih hidup) pada umur tepat x** *Survivors at exact age x* | **Bilangan orang hidup-tahun di antara umur x dan umur x+n** *Number of person-years lived between age x and age x+n* | **Nisbah ketakatan** *Survival ratio* | **Jumlah bilangan orang hidup-tahun selepas umur tepat x** *Total number of person-years lived after exact age x* | **Jangkaan hayat** *Life expectancy* |
|---|---|---|---|---|---|---|---|---|
| **x** | $_nq_x$ | $_nd_x$ | $_nm_x$ | $l_x$ | $_nL_x$ | $_nS_x$ | $T_x$ | $e_x$ |
| **Lelaki dan Perempuan** *Both sexes* | | | | | | | | |
| **0** | 0.00607 | 607 | 0.00611 | 100,000 | 99,434 | 0.99358 [a] | 7,514,595 | 75.1 |
| **1** | 0.00087 | 86 | 0.00022 | 99,393 | 397,357 | 0.99914 [b] | 7,415,161 | 74.6 |
| **5** | 0.00068 | 68 | 0.00014 | 99,307 | 496,364 | 0.99925 | 7,017,803 | 70.7 |
| **10** | 0.00081 | 81 | 0.00016 | 99,239 | 495,992 | 0.99817 | 6,521,440 | 65.7 |
| **15** | 0.00284 | 282 | 0.00057 | 99,158 | 495,085 | 0.99704 | 6,025,448 | 60.8 |
| **20** | 0.00307 | 304 | 0.00061 | 98,876 | 493,622 | 0.99696 | 5,530,363 | 55.9 |
| **25** | 0.00301 | 297 | 0.00060 | 98,573 | 492,121 | 0.99642 | 5,036,742 | 51.1 |
| **30** | 0.00415 | 408 | 0.00083 | 98,276 | 490,359 | 0.99467 | 4,544,621 | 46.2 |
| **35** | 0.00651 | 637 | 0.00131 | 97,868 | 487,746 | 0.99136 | 4,054,262 | 41.4 |
| **40** | 0.01078 | 1,048 | 0.00217 | 97,231 | 483,532 | 0.98511 | 3,566,515 | 36.7 |
| **45** | 0.01905 | 1,832 | 0.00385 | 96,182 | 476,332 | 0.97665 | 3,082,983 | 32.1 |
| **50** | 0.02775 | 2,618 | 0.00563 | 94,350 | 465,207 | 0.96395 | 2,606,651 | 27.6 |
| **55** | 0.04458 | 4,090 | 0.00912 | 91,733 | 448,438 | 0.94620 | 2,141,444 | 23.3 |
| **60** | 0.06344 | 5,560 | 0.01310 | 87,643 | 424,313 | 0.92179 | 1,693,006 | 19.3 |
| **65** | 0.09398 | 7,714 | 0.01972 | 82,082 | 391,126 | 0.87136 | 1,268,693 | 15.5 |
| **70** | 0.16690 | 12,412 | 0.03642 | 74,368 | 340,810 | 0.76903 | 877,567 | 11.8 |
| **75** | 0.30787 | 19,074 | 0.07278 | 61,956 | 262,094 | 0.51171 [c] | 536,756 | 8.7 |
| **80+** | 1.00000 | 42,882 | 0.15613 | 42,882 | 274,662 | - | 274,662 | 6.4 |
| **Lelaki** *Male* | | | | | | | | |
| **0** | 0.00659 | 659 | 0.00663 | 100,000 | 99,382 | 0.99296 [a] | 7,278,224 | 72.8 |
| **1** | 0.00114 | 113 | 0.00029 | 99,341 | 397,097 | 0.99894 [b] | 7,178,842 | 72.3 |
| **5** | 0.00075 | 75 | 0.00015 | 99,228 | 495,953 | 0.99918 | 6,781,745 | 68.3 |
| **10** | 0.00089 | 88 | 0.00018 | 99,153 | 495,546 | 0.99768 | 6,285,792 | 63.4 |
| **15** | 0.00376 | 373 | 0.00075 | 99,065 | 494,395 | 0.99599 | 5,790,246 | 58.4 |
| **20** | 0.00426 | 421 | 0.00085 | 98,693 | 492,412 | 0.99583 | 5,295,851 | 53.7 |
| **25** | 0.00408 | 401 | 0.00082 | 98,272 | 490,357 | 0.99518 | 4,803,439 | 48.9 |
| **30** | 0.00556 | 545 | 0.00112 | 97,871 | 487,993 | 0.99270 | 4,313,082 | 44.1 |
| **35** | 0.00905 | 880 | 0.00182 | 97,326 | 484,430 | 0.98842 | 3,825,090 | 39.3 |
| **40** | 0.01414 | 1,364 | 0.00285 | 96,446 | 478,819 | 0.98105 | 3,340,660 | 34.6 |
| **45** | 0.02382 | 2,265 | 0.00482 | 95,082 | 469,747 | 0.97009 | 2,861,841 | 30.1 |
| **50** | 0.03616 | 3,356 | 0.00736 | 92,817 | 455,695 | 0.95300 | 2,392,094 | 25.8 |
| **55** | 0.05826 | 5,212 | 0.01200 | 89,461 | 434,276 | 0.93006 | 1,936,399 | 21.6 |
| **60** | 0.08234 | 6,937 | 0.01717 | 84,249 | 403,904 | 0.90022 | 1,502,123 | 17.8 |
| **65** | 0.11880 | 9,184 | 0.02526 | 77,312 | 363,601 | 0.84076 | 1,098,219 | 14.2 |
| **70** | 0.20513 | 13,975 | 0.04571 | 68,128 | 305,702 | 0.72839 | 734,619 | 10.8 |
| **75** | 0.35526 | 19,238 | 0.08640 | 54,153 | 222,669 | 0.48086 [c] | 428,917 | 7.9 |
| **80+** | 1.00000 | 34,915 | 0.16929 | 34,915 | 206,248 | - | 206,248 | 5.9 |
| **Perempuan** *Female* | | | | | | | | |
| **0** | 0.00552 | 552 | 0.00554 | 100,000 | 99,485 | 0.99428 [a] | 7,779,837 | 77.8 |
| **1** | 0.00057 | 57 | 0.00014 | 99,448 | 397,653 | 0.99934 [b] | 7,680,352 | 77.2 |
| **5** | 0.00061 | 60 | 0.00012 | 99,392 | 496,807 | 0.99933 | 7,282,699 | 73.3 |
| **10** | 0.00073 | 73 | 0.00015 | 99,331 | 496,474 | 0.99873 | 6,785,892 | 68.3 |
| **15** | 0.00181 | 180 | 0.00036 | 99,258 | 495,843 | 0.99820 | 6,289,418 | 63.4 |
| **20** | 0.00179 | 178 | 0.00036 | 99,079 | 494,949 | 0.99824 | 5,793,575 | 58.5 |
| **25** | 0.00174 | 172 | 0.00035 | 98,901 | 494,075 | 0.99783 | 5,298,627 | 53.6 |
| **30** | 0.00261 | 258 | 0.00052 | 98,729 | 493,002 | 0.99669 | 4,804,551 | 48.7 |
| **35** | 0.00402 | 396 | 0.00081 | 98,472 | 491,369 | 0.99436 | 4,311,550 | 43.8 |
| **40** | 0.00727 | 713 | 0.00146 | 98,076 | 488,597 | 0.98938 | 3,820,181 | 39.0 |
| **45** | 0.01399 | 1,362 | 0.00282 | 97,363 | 483,408 | 0.98352 | 3,331,584 | 34.2 |
| **50** | 0.01900 | 1,824 | 0.00384 | 96,000 | 475,443 | 0.97503 | 2,848,177 | 29.7 |
| **55** | 0.03106 | 2,925 | 0.00631 | 94,177 | 463,571 | 0.96225 | 2,372,734 | 25.2 |
| **60** | 0.04465 | 4,074 | 0.00913 | 91,252 | 446,074 | 0.94292 | 1,909,162 | 20.9 |
| **65** | 0.07010 | 6,111 | 0.01453 | 87,178 | 420,610 | 0.90010 | 1,463,088 | 16.8 |
| **70** | 0.13195 | 10,697 | 0.02825 | 81,066 | 378,590 | 0.80560 | 1,042,478 | 12.9 |
| **75** | 0.26634 | 18,742 | 0.06145 | 70,370 | 304,992 | 0.54060 [c] | 663,889 | 9.4 |
| **80+** | 1.00000 | 51,627 | 0.14385 | 51,627 | 358,897 | - | 358,897 | 7.0 |

**Nota:** *Notes:*

[a] **Daripada umur 0 hingga kumpulan umur 1-4**
*From age of 0 to age group 1-4*

[b] **Daripada umur 0, kumpulan umur 1-4 hingga kumpulan umur 5-9**
*From age of 0, age group 1-4 to age group 5-9*

[c] **Daripada umur 75 hingga 80+**
*From age of 75 to 80+*

[p] **Permulaan**
*Preliminary*

**Jadual 4.9.1: Jadual hayat ringkas mengikut jantina dan umur, Seberang Perai Tengah, Pulau Pinang, 2025[p]**
*Table 4.9.1: Abridged life table by sex and age, Seberang Perai Tengah, Pulau Pinang, 2025 [p]*

| **Umur** *Age* | **Kebarangkalian mati di antara umur x dan umur x+n** *Probability of dying between age x and age x+n* | **Bilangan kematian di antara umur x dan umur x+n** *Number of deaths between age x and age x+n* | **Kadar tengah mortaliti di antara umur x dan umur x+n** *Central mortality rate between age x and age x+n* | **Penakat (orang yang masih hidup) pada umur tepat x** *Survivors at exact age x* | **Bilangan orang hidup-tahun di antara umur x dan umur x+n** *Number of person-years lived between age x and age x+n* | **Nisbah ketakatan** *Survival ratio* | **Jumlah bilangan orang hidup-tahun selepas umur tepat x** *Total number of person-years lived after exact age x* | **Jangkaan hayat** *Life expectancy* |
|---|---|---|---|---|---|---|---|---|
| **x** | $_nq_x$ | $_nd_x$ | $_nm_x$ | $l_x$ | $_nL_x$ | $_nS_x$ | $T_x$ | $e_x$ |
| **Lelaki dan Perempuan** *Both sexes* | | | | | | | | |
| **0** | 0.00737 | 737 | 0.00742 | 100,000 | 99,316 | 0.99245 [a] | 7,510,019 | 75.1 |
| **1** | 0.00057 | 56 | 0.00014 | 99,263 | 396,910 | 0.99938 [b] | 7,410,703 | 74.7 |
| **5** | 0.00046 | 46 | 0.00009 | 99,206 | 495,916 | 0.99931 | 7,013,793 | 70.7 |
| **10** | 0.00092 | 91 | 0.00018 | 99,160 | 495,573 | 0.99826 | 6,517,877 | 65.7 |
| **15** | 0.00256 | 253 | 0.00051 | 99,069 | 494,712 | 0.99710 | 6,022,304 | 60.8 |
| **20** | 0.00324 | 320 | 0.00065 | 98,816 | 493,277 | 0.99703 | 5,527,592 | 55.9 |
| **25** | 0.00270 | 266 | 0.00054 | 98,495 | 491,811 | 0.99655 | 5,034,315 | 51.1 |
| **30** | 0.00420 | 412 | 0.00084 | 98,229 | 490,115 | 0.99454 | 4,542,504 | 46.2 |
| **35** | 0.00673 | 658 | 0.00135 | 97,817 | 487,439 | 0.99106 | 4,052,389 | 41.4 |
| **40** | 0.01117 | 1,086 | 0.00225 | 97,159 | 483,079 | 0.98468 | 3,564,950 | 36.7 |
| **45** | 0.01952 | 1,875 | 0.00394 | 96,073 | 475,677 | 0.97597 | 3,081,871 | 32.1 |
| **50** | 0.02863 | 2,697 | 0.00581 | 94,198 | 464,247 | 0.96375 | 2,606,194 | 27.7 |
| **55** | 0.04410 | 4,035 | 0.00902 | 91,501 | 447,417 | 0.94541 | 2,141,947 | 23.4 |
| **60** | 0.06558 | 5,736 | 0.01356 | 87,466 | 422,990 | 0.92220 | 1,694,530 | 19.4 |
| **65** | 0.09089 | 7,429 | 0.01904 | 81,730 | 390,080 | 0.87700 | 1,271,540 | 15.6 |
| **70** | 0.15833 | 11,764 | 0.03439 | 74,302 | 342,098 | 0.77111 | 881,461 | 11.9 |
| **75** | 0.31272 | 19,557 | 0.07414 | 62,538 | 263,797 | 0.51091 [c] | 539,362 | 8.6 |
| **80+** | 1.00000 | 42,981 | 0.15597 | 42,981 | 275,565 | - | 275,565 | 6.4 |
| **Lelaki** *Male* | | | | | | | | |
| **0** | 0.00902 | 902 | 0.00910 | 100,000 | 99,160 | 0.99069 [a] | 7,306,036 | 73.1 |
| **1** | 0.00088 | 87 | 0.00022 | 99,098 | 396,186 | 0.99902 [b] | 7,206,876 | 72.7 |
| **5** | 0.00078 | 78 | 0.00016 | 99,011 | 494,862 | 0.99920 | 6,810,691 | 68.8 |
| **10** | 0.00082 | 81 | 0.00016 | 98,934 | 494,466 | 0.99795 | 6,315,829 | 63.8 |
| **15** | 0.00329 | 325 | 0.00066 | 98,853 | 493,451 | 0.99643 | 5,821,363 | 58.9 |
| **20** | 0.00385 | 379 | 0.00077 | 98,528 | 491,690 | 0.99633 | 5,327,912 | 54.1 |
| **25** | 0.00349 | 343 | 0.00070 | 98,149 | 489,885 | 0.99559 | 4,836,221 | 49.3 |
| **30** | 0.00533 | 521 | 0.00107 | 97,806 | 487,726 | 0.99318 | 4,346,336 | 44.4 |
| **35** | 0.00832 | 809 | 0.00167 | 97,285 | 484,401 | 0.98877 | 3,858,610 | 39.7 |
| **40** | 0.01416 | 1,366 | 0.00285 | 96,475 | 478,963 | 0.98147 | 3,374,209 | 35.0 |
| **45** | 0.02296 | 2,184 | 0.00464 | 95,110 | 470,090 | 0.97074 | 2,895,246 | 30.4 |
| **50** | 0.03571 | 3,318 | 0.00727 | 92,926 | 456,335 | 0.95684 | 2,425,157 | 26.1 |
| **55** | 0.05090 | 4,561 | 0.01045 | 89,608 | 436,638 | 0.93395 | 1,968,821 | 22.0 |
| **60** | 0.08201 | 6,975 | 0.01710 | 85,047 | 407,798 | 0.90241 | 1,532,183 | 18.0 |
| **65** | 0.11455 | 8,944 | 0.02430 | 78,072 | 368,002 | 0.85006 | 1,124,385 | 14.4 |
| **70** | 0.18989 | 13,127 | 0.04196 | 69,129 | 312,826 | 0.73409 | 756,383 | 10.9 |
| **75** | 0.35974 | 20,146 | 0.08773 | 56,002 | 229,643 | 0.48227 [c] | 443,557 | 7.9 |
| **80+** | 1.00000 | 35,856 | 0.16762 | 35,856 | 213,914 | - | 213,914 | 6.0 |
| **Perempuan** *Female* | | | | | | | | |
| **0** | 0.00559 | 559 | 0.00562 | 100,000 | 99,478 | 0.99436 [a] | 7,746,430 | 77.5 |
| **1** | 0.00024 | 24 | 0.00006 | 99,441 | 397,704 | 0.99975 [b] | 7,646,952 | 76.9 |
| **5** | 0.00012 | 12 | 0.00002 | 99,417 | 497,056 | 0.99942 | 7,249,248 | 72.9 |
| **10** | 0.00104 | 103 | 0.00021 | 99,405 | 496,768 | 0.99862 | 6,752,192 | 67.9 |
| **15** | 0.00173 | 172 | 0.00035 | 99,302 | 496,080 | 0.99791 | 6,255,425 | 63.0 |
| **20** | 0.00246 | 243 | 0.00049 | 99,130 | 495,042 | 0.99801 | 5,759,345 | 58.1 |
| **25** | 0.00151 | 150 | 0.00030 | 98,887 | 494,059 | 0.99786 | 5,264,303 | 53.2 |
| **30** | 0.00276 | 273 | 0.00055 | 98,737 | 493,003 | 0.99613 | 4,770,244 | 48.3 |
| **35** | 0.00497 | 489 | 0.00100 | 98,464 | 491,097 | 0.99363 | 4,277,241 | 43.4 |
| **40** | 0.00777 | 761 | 0.00156 | 97,975 | 487,970 | 0.98830 | 3,786,144 | 38.6 |
| **45** | 0.01566 | 1,522 | 0.00316 | 97,213 | 482,261 | 0.98177 | 3,298,173 | 33.9 |
| **50** | 0.02085 | 1,995 | 0.00421 | 95,691 | 473,468 | 0.97115 | 2,815,913 | 29.4 |
| **55** | 0.03703 | 3,470 | 0.00755 | 93,696 | 459,807 | 0.95737 | 2,342,445 | 25.0 |
| **60** | 0.04845 | 4,371 | 0.00993 | 90,227 | 440,205 | 0.94220 | 1,882,637 | 20.9 |
| **65** | 0.06762 | 5,806 | 0.01400 | 85,855 | 414,763 | 0.90285 | 1,442,432 | 16.8 |
| **70** | 0.12882 | 10,312 | 0.02754 | 80,050 | 374,468 | 0.80543 | 1,027,669 | 12.8 |
| **75** | 0.27003 | 18,831 | 0.06244 | 69,738 | 301,610 | 0.53826 [c] | 653,201 | 9.4 |
| **80+** | 1.00000 | 50,906 | 0.14479 | 50,906 | 351,592 | - | 351,592 | 6.9 |

**Nota:** *Notes:*
[a] **Daripada umur 0 hingga kumpulan umur 1-4**
*From age of 0 to age group 1-4*
[b] **Daripada umur 0, kumpulan umur 1-4 hingga kumpulan umur 5-9**
*From age of 0, age group 1-4 to age group 5-9*
[c] **Daripada umur 75 hingga 80+**
*From age of 75 to 80+*
[p] **Permulaan**
*Preliminary*

**Jadual 4.9.2: Jadual hayat ringkas mengikut jantina dan umur, Seberang Perai Utara, Pulau Pinang, 2025[p]**

*Table 4.9.2: Abridged life table by sex and age, Seberang Perai Utara, Pulau Pinang, 2025 [p]*

| **Umur** *Age* | **Kebarangkalian mati di antara umur x dan umur x+n** *Probability of dying between age x and age x+n* | **Bilangan kematian di antara umur x dan umur x+n** *Number of deaths between age x and age x+n* | **Kadar tengah mortaliti di antara umur x dan umur x+n** *Central mortality rate between age x and age x+n* | **Penakat (orang yang masih hidup) pada umur tepat x** *Survivors at exact age x* | **Bilangan orang hidup-tahun di antara umur x dan umur x+n** *Number of person-years lived between age x and age x+n* | **Nisbah ketakatan** *Survival ratio* | **Jumlah bilangan orang hidup-tahun selepas umur tepat x** *Total number of person-years lived after exact age x* | **Jangkaan hayat** *Life expectancy* |
|---|---|---|---|---|---|---|---|---|
| **x** | $_nq_x$ | $_nd_x$ | $_nm_x$ | $l_x$ | $_nL_x$ | $_nS_x$ | $T_x$ | $e_x$ |
| **Lelaki dan Perempuan** *Both sexes* | | | | | | | | |
| **0** | 0.00534 | 534 | 0.00536 | 100,000 | 99,501 | 0.99410 [a] | 7,384,015 | 73.8 |
| **1** | 0.00128 | 127 | 0.00032 | 99,466 | 397,548 | 0.99877 [b] | 7,284,513 | 73.2 |
| **5** | 0.00103 | 102 | 0.00021 | 99,339 | 496,439 | 0.99907 | 6,886,965 | 69.3 |
| **10** | 0.00083 | 82 | 0.00017 | 99,237 | 495,978 | 0.99772 | 6,390,527 | 64.4 |
| **15** | 0.00373 | 370 | 0.00075 | 99,155 | 494,849 | 0.99607 | 5,894,548 | 59.4 |
| **20** | 0.00413 | 408 | 0.00083 | 98,785 | 492,904 | 0.99600 | 5,399,699 | 54.7 |
| **25** | 0.00386 | 380 | 0.00077 | 98,377 | 490,935 | 0.99544 | 4,906,795 | 49.9 |
| **30** | 0.00526 | 515 | 0.00105 | 97,997 | 488,697 | 0.99275 | 4,415,861 | 45.1 |
| **35** | 0.00925 | 902 | 0.00186 | 97,482 | 485,155 | 0.98906 | 3,927,164 | 40.3 |
| **40** | 0.01264 | 1,221 | 0.00254 | 96,580 | 479,849 | 0.98201 | 3,442,009 | 35.6 |
| **45** | 0.02341 | 2,233 | 0.00474 | 95,359 | 471,214 | 0.97153 | 2,962,160 | 31.1 |
| **50** | 0.03365 | 3,133 | 0.00684 | 93,126 | 457,799 | 0.95740 | 2,490,946 | 26.7 |
| **55** | 0.05187 | 4,668 | 0.01065 | 89,993 | 438,296 | 0.93872 | 2,033,147 | 22.6 |
| **60** | 0.07121 | 6,076 | 0.01477 | 85,325 | 411,436 | 0.91002 | 1,594,852 | 18.7 |
| **65** | 0.11019 | 8,732 | 0.02332 | 79,249 | 374,415 | 0.85744 | 1,183,416 | 14.9 |
| **70** | 0.17894 | 12,618 | 0.03930 | 70,517 | 321,039 | 0.75833 | 809,001 | 11.5 |
| **75** | 0.31807 | 18,416 | 0.07564 | 57,899 | 243,455 | 0.50108 [c] | 487,962 | 8.4 |
| **80+** | 1.00000 | 39,483 | 0.16148 | 39,483 | 244,507 | - | 244,507 | 6.2 |
| **Lelaki** *Male* | | | | | | | | |
| **0** | 0.00559 | 559 | 0.00561 | 100,000 | 99,474 | 0.99376 [a] | 7,156,290 | 71.6 |
| **1** | 0.00153 | 152 | 0.00038 | 99,441 | 397,407 | 0.99853 [b] | 7,056,815 | 71.0 |
| **5** | 0.00121 | 120 | 0.00024 | 99,290 | 496,149 | 0.99874 | 6,659,409 | 67.1 |
| **10** | 0.00132 | 131 | 0.00026 | 99,170 | 495,522 | 0.99682 | 6,163,260 | 62.1 |
| **15** | 0.00504 | 499 | 0.00101 | 99,039 | 493,948 | 0.99458 | 5,667,737 | 57.2 |
| **20** | 0.00580 | 572 | 0.00116 | 98,540 | 491,271 | 0.99446 | 5,173,789 | 52.5 |
| **25** | 0.00528 | 517 | 0.00106 | 97,968 | 488,548 | 0.99404 | 4,682,518 | 47.8 |
| **30** | 0.00664 | 647 | 0.00133 | 97,451 | 485,638 | 0.99018 | 4,193,969 | 43.0 |
| **35** | 0.01303 | 1,261 | 0.00262 | 96,804 | 480,867 | 0.98514 | 3,708,332 | 38.3 |
| **40** | 0.01671 | 1,596 | 0.00337 | 95,543 | 473,723 | 0.97689 | 3,227,465 | 33.8 |
| **45** | 0.02963 | 2,784 | 0.00601 | 93,947 | 462,774 | 0.96336 | 2,753,741 | 29.3 |
| **50** | 0.04387 | 3,999 | 0.00897 | 91,163 | 445,817 | 0.94083 | 2,290,967 | 25.1 |
| **55** | 0.07517 | 6,552 | 0.01562 | 87,164 | 419,438 | 0.91899 | 1,845,150 | 21.2 |
| **60** | 0.08733 | 7,040 | 0.01826 | 80,611 | 385,457 | 0.89074 | 1,425,713 | 17.7 |
| **65** | 0.13328 | 9,806 | 0.02856 | 73,572 | 343,344 | 0.83554 | 1,040,255 | 14.1 |
| **70** | 0.20045 | 12,782 | 0.04455 | 63,766 | 286,876 | 0.73950 | 696,911 | 10.9 |
| **75** | 0.33561 | 17,111 | 0.08066 | 50,984 | 212,144 | 0.48262 [c] | 410,035 | 8.0 |
| **80+** | 1.00000 | 33,873 | 0.17117 | 33,873 | 197,891 | - | 197,891 | 5.8 |
| **Perempuan** *Female* | | | | | | | | |
| **0** | 0.00507 | 507 | 0.00509 | 100,000 | 99,526 | 0.99450 [a] | 7,634,262 | 76.3 |
| **1** | 0.00100 | 100 | 0.00025 | 99,493 | 397,724 | 0.99901 [b] | 7,534,736 | 75.7 |
| **5** | 0.00084 | 84 | 0.00017 | 99,393 | 496,756 | 0.99944 | 7,137,012 | 71.8 |
| **10** | 0.00029 | 29 | 0.00006 | 99,310 | 496,476 | 0.99869 | 6,640,255 | 66.9 |
| **15** | 0.00234 | 232 | 0.00047 | 99,281 | 495,824 | 0.99765 | 6,143,779 | 61.9 |
| **20** | 0.00236 | 234 | 0.00047 | 99,049 | 494,659 | 0.99772 | 5,647,955 | 57.0 |
| **25** | 0.00220 | 218 | 0.00044 | 98,815 | 493,530 | 0.99699 | 5,153,296 | 52.2 |
| **30** | 0.00382 | 377 | 0.00077 | 98,597 | 492,044 | 0.99526 | 4,659,766 | 47.3 |
| **35** | 0.00565 | 555 | 0.00113 | 98,220 | 489,714 | 0.99295 | 4,167,721 | 42.4 |
| **40** | 0.00845 | 825 | 0.00170 | 97,665 | 486,264 | 0.98733 | 3,678,007 | 37.7 |
| **45** | 0.01693 | 1,639 | 0.00341 | 96,840 | 480,104 | 0.98001 | 3,191,743 | 33.0 |
| **50** | 0.02311 | 2,200 | 0.00468 | 95,201 | 470,507 | 0.97403 | 2,711,640 | 28.5 |
| **55** | 0.02890 | 2,688 | 0.00586 | 93,002 | 458,288 | 0.95799 | 2,241,133 | 24.1 |
| **60** | 0.05550 | 5,012 | 0.01142 | 90,314 | 439,038 | 0.92853 | 1,782,844 | 19.7 |
| **65** | 0.08838 | 7,539 | 0.01849 | 85,301 | 407,659 | 0.87802 | 1,343,806 | 15.8 |
| **70** | 0.15883 | 12,351 | 0.03451 | 77,762 | 357,933 | 0.77587 | 936,147 | 12.0 |
| **75** | 0.30176 | 19,738 | 0.07108 | 65,411 | 277,709 | 0.51971 [c] | 578,214 | 8.8 |
| **80+** | 1.00000 | 45,673 | 0.15199 | 45,673 | 300,505 | - | 300,505 | 6.6 |

**Nota:** *Notes:*

[a] **Daripada umur 0 hingga kumpulan umur 1-4**
*From age of 0 to age group 1-4*

[b] **Daripada umur 0, kumpulan umur 1-4 hingga kumpulan umur 5-9**
*From age of 0, age group 1-4 to age group 5-9*

[c] **Daripada umur 75 hingga 80+**
*From age of 75 to 80+*

[p] **Permulaan**
*Preliminary*

**Jadual 4.9.3: Jadual hayat ringkas mengikut jantina dan umur, Seberang Perai Selatan, Pulau Pinang, 2025[p]**

*Table 4.9.3: Abridged life table by sex and age, Seberang Perai Selatan, Pulau Pinang, 2025 [p]*

| **Umur** *Age* | **Kebarangkalian mati di antara umur x dan umur x+n** *Probability of dying between age x and age x+n* | **Bilangan kematian di antara umur x dan umur x+n** *Number of deaths between age x and age x+n* | **Kadar tengah mortaliti di antara umur x dan umur x+n** *Central mortality rate between age x and age x+n* | **Penakat (orang yang masih hidup) pada umur tepat x** *Survivors at exact age x* | **Bilangan orang hidup-tahun di antara umur x dan umur x+n** *Number of person-years lived between age x and age x+n* | **Nisbah ketakatan** *Survival ratio* | **Jumlah bilangan orang hidup-tahun selepas umur tepat x** *Total number of person-years lived after exact age x* | **Jangkaan hayat** *Life expectancy* |
|---|---|---|---|---|---|---|---|---|
| **x** | $_nq_x$ | $_nd_x$ | $_nm_x$ | $l_x$ | $_nL_x$ | $_nS_x$ | $T_x$ | $e_x$ |
| **Lelaki dan Perempuan** *Both sexes* | | | | | | | | |
| **0** | 0.00680 | 680 | 0.00684 | 100,000 | 99,368 | 0.99312 [a] | 7,210,222 | 72.1 |
| **1** | 0.00035 | 35 | 0.00009 | 99,320 | 397,194 | 0.99924 [b] | 7,110,854 | 71.6 |
| **5** | 0.00098 | 97 | 0.00020 | 99,285 | 496,184 | 0.99904 | 6,713,660 | 67.6 |
| **10** | 0.00094 | 94 | 0.00019 | 99,188 | 495,707 | 0.99688 | 6,217,477 | 62.7 |
| **15** | 0.00529 | 524 | 0.00106 | 99,095 | 494,163 | 0.99523 | 5,721,769 | 57.7 |
| **20** | 0.00425 | 419 | 0.00085 | 98,571 | 491,805 | 0.99487 | 5,227,606 | 53.0 |
| **25** | 0.00602 | 591 | 0.00121 | 98,151 | 489,279 | 0.99392 | 4,735,801 | 48.2 |
| **30** | 0.00614 | 599 | 0.00123 | 97,560 | 486,306 | 0.99278 | 4,246,522 | 43.5 |
| **35** | 0.00830 | 805 | 0.00167 | 96,962 | 482,796 | 0.98771 | 3,760,216 | 38.8 |
| **40** | 0.01630 | 1,567 | 0.00329 | 96,157 | 476,865 | 0.97978 | 3,277,420 | 34.1 |
| **45** | 0.02420 | 2,289 | 0.00490 | 94,589 | 467,225 | 0.96972 | 2,800,555 | 29.6 |
| **50** | 0.03651 | 3,370 | 0.00744 | 92,301 | 453,077 | 0.95560 | 2,333,330 | 25.3 |
| **55** | 0.05259 | 4,677 | 0.01080 | 88,930 | 432,960 | 0.93968 | 1,880,253 | 21.1 |
| **60** | 0.06848 | 5,770 | 0.01418 | 84,253 | 406,842 | 0.91931 | 1,447,293 | 17.2 |
| **65** | 0.09379 | 7,361 | 0.01968 | 78,484 | 374,016 | 0.85723 | 1,040,451 | 13.3 |
| **70** | 0.19682 | 13,998 | 0.04366 | 71,123 | 320,618 | 0.64726 | 666,435 | 9.4 |
| **75** | 0.54688 | 31,240 | 0.15054 | 57,124 | 207,522 | 0.39991 [c] | 345,818 | 6.1 |
| **80+** | 1.00000 | 25,885 | 0.18717 | 25,885 | 138,295 | - | 138,295 | 5.3 |
| **Lelaki** *Male* | | | | | | | | |
| **0** | 0.00576 | 576 | 0.00580 | 100,000 | 99,458 | 0.99409 [a] | 6,983,984 | 69.8 |
| **1** | 0.00045 | 45 | 0.00011 | 99,424 | 397,588 | 0.99942 [b] | 6,884,527 | 69.2 |
| **5** | 0.00054 | 54 | 0.00011 | 99,378 | 496,758 | 0.99897 | 6,486,939 | 65.3 |
| **10** | 0.00153 | 152 | 0.00031 | 99,325 | 496,245 | 0.99557 | 5,990,181 | 60.3 |
| **15** | 0.00733 | 727 | 0.00147 | 99,173 | 494,049 | 0.99294 | 5,493,936 | 55.4 |
| **20** | 0.00678 | 667 | 0.00136 | 98,446 | 490,562 | 0.99202 | 4,999,887 | 50.8 |
| **25** | 0.00919 | 899 | 0.00185 | 97,779 | 486,646 | 0.99124 | 4,509,325 | 46.1 |
| **30** | 0.00831 | 805 | 0.00167 | 96,880 | 482,385 | 0.98922 | 4,022,679 | 41.5 |
| **35** | 0.01326 | 1,274 | 0.00267 | 96,074 | 477,187 | 0.98238 | 3,540,294 | 36.8 |
| **40** | 0.02203 | 2,088 | 0.00445 | 94,800 | 468,781 | 0.97306 | 3,063,107 | 32.3 |
| **45** | 0.03196 | 2,963 | 0.00649 | 92,712 | 456,154 | 0.96069 | 2,594,326 | 28.0 |
| **50** | 0.04690 | 4,209 | 0.00961 | 89,749 | 438,223 | 0.94270 | 2,138,173 | 23.8 |
| **55** | 0.06822 | 5,835 | 0.01413 | 85,540 | 413,111 | 0.91963 | 1,699,949 | 19.9 |
| **60** | 0.09342 | 7,446 | 0.01960 | 79,705 | 379,908 | 0.89522 | 1,286,838 | 16.1 |
| **65** | 0.11731 | 8,477 | 0.02492 | 72,259 | 340,101 | 0.83474 | 906,930 | 12.6 |
| **70** | 0.21958 | 14,005 | 0.04933 | 63,782 | 283,896 | 0.62346 | 566,829 | 8.9 |
| **75** | 0.57765 | 28,754 | 0.16245 | 49,777 | 176,999 | 0.37441 [c] | 282,932 | 5.7 |
| **80+** | 1.00000 | 21,023 | 0.19845 | 21,023 | 105,933 | - | 105,933 | 5.0 |
| **Perempuan** *Female* | | | | | | | | |
| **0** | 0.00790 | 790 | 0.00796 | 100,000 | 99,268 | 0.99210 [a] | 7,467,698 | 74.7 |
| **1** | 0.00024 | 24 | 0.00006 | 99,210 | 396,780 | 0.99904 [b] | 7,368,429 | 74.3 |
| **5** | 0.00144 | 143 | 0.00029 | 99,186 | 495,572 | 0.99913 | 6,971,649 | 70.3 |
| **10** | 0.00029 | 28 | 0.00006 | 99,043 | 495,143 | 0.99830 | 6,476,077 | 65.4 |
| **15** | 0.00312 | 309 | 0.00062 | 99,014 | 494,300 | 0.99745 | 5,980,935 | 60.4 |
| **20** | 0.00197 | 195 | 0.00039 | 98,706 | 493,042 | 0.99752 | 5,486,635 | 55.6 |
| **25** | 0.00299 | 295 | 0.00060 | 98,511 | 491,818 | 0.99649 | 4,993,594 | 50.7 |
| **30** | 0.00403 | 395 | 0.00081 | 98,216 | 490,093 | 0.99614 | 4,501,775 | 45.8 |
| **35** | 0.00370 | 362 | 0.00074 | 97,821 | 488,201 | 0.99295 | 4,011,682 | 41.0 |
| **40** | 0.01042 | 1,015 | 0.00209 | 97,459 | 484,758 | 0.98684 | 3,523,481 | 36.2 |
| **45** | 0.01593 | 1,536 | 0.00321 | 96,444 | 478,378 | 0.97933 | 3,038,724 | 31.5 |
| **50** | 0.02548 | 2,418 | 0.00516 | 94,907 | 468,493 | 0.96896 | 2,560,345 | 27.0 |
| **55** | 0.03675 | 3,399 | 0.00749 | 92,490 | 453,951 | 0.96013 | 2,091,853 | 22.6 |
| **60** | 0.04311 | 3,841 | 0.00881 | 89,091 | 435,852 | 0.94362 | 1,637,902 | 18.4 |
| **65** | 0.07025 | 5,989 | 0.01456 | 85,250 | 411,278 | 0.88151 | 1,202,050 | 14.1 |
| **70** | 0.17037 | 13,504 | 0.03725 | 79,261 | 362,545 | 0.67453 | 790,773 | 10.0 |
| **75** | 0.51242 | 33,695 | 0.13779 | 65,757 | 244,548 | 0.42893 [c] | 428,227 | 6.5 |
| **80+** | 1.00000 | 32,062 | 0.17455 | 32,062 | 183,679 | - | 183,679 | 5.7 |

**Nota:** *Notes:*

[a] **Daripada umur 0 hingga kumpulan umur 1-4**
*From age of 0 to age group 1-4*

[b] **Daripada umur 0, kumpulan umur 1-4 hingga kumpulan umur 5-9**
*From age of 0, age group 1-4 to age group 5-9*

[c] **Daripada umur 75 hingga 80+**
*From age of 75 to 80+*

[p] **Permulaan**
*Preliminary*

**Jadual 4.9.4: Jadual hayat ringkas mengikut jantina dan umur, Timur Laut, Pulau Pinang, 2025[p]**

*Table 4.9.4: Abridged life table by sex and age, Timur Laut, Pulau Pinang, 2025 [p]*

| **Umur** *Age* | **Kebarangkalian mati di antara umur x dan umur x+n** *Probability of dying between age x and age x+n* | **Bilangan kematian di antara umur x dan umur x+n** *Number of deaths between age x and age x+n* | **Kadar tengah mortaliti di antara umur x dan umur x+n** *Central mortality rate between age x and age x+n* | **Penakat (orang yang masih hidup) pada umur tepat x** *Survivors at exact age x* | **Bilangan orang hidup-tahun di antara umur x dan umur x+n** *Number of person-years lived between age x and age x+n* | **Nisbah ketakatan** *Survival ratio* | **Jumlah bilangan orang hidup-tahun selepas umur tepat x** *Total number of person-years lived after exact age x* | **Jangkaan hayat** *Life expectancy* |
|---|---|---|---|---|---|---|---|---|
| **x** | $_nq_x$ | $_nd_x$ | $_nm_x$ | $l_x$ | $_nL_x$ | $_nS_x$ | $T_x$ | $e_x$ |
| **Lelaki dan Perempuan** *Both sexes* | | | | | | | | |
| **0** | 0.00612 | 612 | 0.00616 | 100,000 | 99,430 | 0.99352 [a] | 7,658,543 | 76.6 |
| **1** | 0.00089 | 88 | 0.00022 | 99,388 | 397,332 | 0.99919 [b] | 7,559,113 | 76.1 |
| **5** | 0.00057 | 56 | 0.00011 | 99,300 | 496,357 | 0.99938 | 7,161,781 | 72.1 |
| **10** | 0.00068 | 67 | 0.00014 | 99,243 | 496,049 | 0.99889 | 6,665,424 | 67.2 |
| **15** | 0.00154 | 153 | 0.00031 | 99,176 | 495,499 | 0.99841 | 6,169,374 | 62.2 |
| **20** | 0.00163 | 162 | 0.00033 | 99,023 | 494,712 | 0.99820 | 5,673,875 | 57.3 |
| **25** | 0.00196 | 194 | 0.00039 | 98,861 | 493,822 | 0.99768 | 5,179,163 | 52.4 |
| **30** | 0.00267 | 263 | 0.00053 | 98,667 | 492,679 | 0.99660 | 4,685,341 | 47.5 |
| **35** | 0.00413 | 406 | 0.00083 | 98,404 | 491,006 | 0.99443 | 4,192,662 | 42.6 |
| **40** | 0.00702 | 688 | 0.00141 | 97,998 | 488,271 | 0.98893 | 3,701,656 | 37.8 |
| **45** | 0.01515 | 1,474 | 0.00305 | 97,310 | 482,866 | 0.98145 | 3,213,385 | 33.0 |
| **50** | 0.02201 | 2,110 | 0.00445 | 95,836 | 473,907 | 0.96916 | 2,730,519 | 28.5 |
| **55** | 0.03987 | 3,737 | 0.00814 | 93,727 | 459,291 | 0.95184 | 2,256,612 | 24.1 |
| **60** | 0.05679 | 5,111 | 0.01169 | 89,990 | 437,172 | 0.92864 | 1,797,321 | 20.0 |
| **65** | 0.08680 | 7,367 | 0.01815 | 84,879 | 405,977 | 0.87830 | 1,360,149 | 16.0 |
| **70** | 0.15993 | 12,396 | 0.03477 | 77,512 | 356,568 | 0.78849 | 954,172 | 12.3 |
| **75** | 0.27291 | 17,771 | 0.06321 | 65,115 | 281,150 | 0.52954 [c] | 597,605 | 9.2 |
| **80+** | 1.00000 | 47,345 | 0.14961 | 47,345 | 316,454 | - | 316,454 | 6.7 |
| **Lelaki** *Male* | | | | | | | | |
| **0** | 0.00627 | 627 | 0.00631 | 100,000 | 99,411 | 0.99324 [a] | 7,410,090 | 74.1 |
| **1** | 0.00119 | 118 | 0.00030 | 99,373 | 397,211 | 0.99905 [b] | 7,310,680 | 73.6 |
| **5** | 0.00049 | 49 | 0.00010 | 99,255 | 496,151 | 0.99951 | 6,913,468 | 69.7 |
| **10** | 0.00048 | 48 | 0.00010 | 99,206 | 495,909 | 0.99877 | 6,417,318 | 64.7 |
| **15** | 0.00198 | 197 | 0.00040 | 99,158 | 495,297 | 0.99779 | 5,921,409 | 59.7 |
| **20** | 0.00244 | 242 | 0.00049 | 98,961 | 494,201 | 0.99740 | 5,426,112 | 54.8 |
| **25** | 0.00276 | 272 | 0.00055 | 98,719 | 492,915 | 0.99659 | 4,931,912 | 50.0 |
| **30** | 0.00407 | 401 | 0.00082 | 98,447 | 491,233 | 0.99516 | 4,438,997 | 45.1 |
| **35** | 0.00561 | 550 | 0.00112 | 98,046 | 488,856 | 0.99277 | 3,947,764 | 40.3 |
| **40** | 0.00887 | 865 | 0.00178 | 97,496 | 485,320 | 0.98569 | 3,458,907 | 35.5 |
| **45** | 0.01980 | 1,913 | 0.00400 | 96,631 | 478,375 | 0.97553 | 2,973,588 | 30.8 |
| **50** | 0.02923 | 2,769 | 0.00593 | 94,719 | 466,670 | 0.95927 | 2,495,213 | 26.3 |
| **55** | 0.05257 | 4,834 | 0.01080 | 91,950 | 447,663 | 0.93492 | 2,028,542 | 22.1 |
| **60** | 0.07829 | 6,820 | 0.01630 | 87,116 | 418,528 | 0.90460 | 1,580,879 | 18.1 |
| **65** | 0.11396 | 9,151 | 0.02417 | 80,295 | 378,600 | 0.84182 | 1,162,351 | 14.5 |
| **70** | 0.20809 | 14,805 | 0.04645 | 71,145 | 318,712 | 0.73814 | 783,751 | 11.0 |
| **75** | 0.32975 | 18,578 | 0.07897 | 56,340 | 235,255 | 0.49412 [c] | 465,039 | 8.3 |
| **80+** | 1.00000 | 37,762 | 0.16434 | 37,762 | 229,784 | - | 229,784 | 6.1 |
| **Perempuan** *Female* | | | | | | | | |
| **0** | 0.00596 | 596 | 0.00599 | 100,000 | 99,444 | 0.99384 [a] | 7,927,809 | 79.3 |
| **1** | 0.00056 | 56 | 0.00014 | 99,404 | 397,477 | 0.99931 [b] | 7,828,365 | 78.8 |
| **5** | 0.00065 | 64 | 0.00013 | 99,348 | 496,579 | 0.99923 | 7,430,888 | 74.8 |
| **10** | 0.00090 | 89 | 0.00018 | 99,284 | 496,195 | 0.99903 | 6,934,309 | 69.8 |
| **15** | 0.00104 | 103 | 0.00021 | 99,194 | 495,715 | 0.99910 | 6,438,115 | 64.9 |
| **20** | 0.00077 | 77 | 0.00015 | 99,092 | 495,266 | 0.99910 | 5,942,400 | 60.0 |
| **25** | 0.00103 | 102 | 0.00021 | 99,015 | 494,819 | 0.99892 | 5,447,134 | 55.0 |
| **30** | 0.00113 | 112 | 0.00023 | 98,913 | 494,284 | 0.99809 | 4,952,315 | 50.1 |
| **35** | 0.00269 | 266 | 0.00054 | 98,801 | 493,340 | 0.99608 | 4,458,031 | 45.1 |
| **40** | 0.00515 | 507 | 0.00103 | 98,535 | 491,407 | 0.99226 | 3,964,691 | 40.2 |
| **45** | 0.01035 | 1,014 | 0.00208 | 98,028 | 487,603 | 0.98744 | 3,473,283 | 35.4 |
| **50** | 0.01480 | 1,435 | 0.00298 | 97,013 | 481,479 | 0.97872 | 2,985,680 | 30.8 |
| **55** | 0.02785 | 2,662 | 0.00565 | 95,578 | 471,235 | 0.96812 | 2,504,202 | 26.2 |
| **60** | 0.03602 | 3,347 | 0.00734 | 92,916 | 456,213 | 0.95162 | 2,032,967 | 21.9 |
| **65** | 0.06121 | 5,482 | 0.01263 | 89,569 | 434,140 | 0.91074 | 1,576,754 | 17.6 |
| **70** | 0.11913 | 10,018 | 0.02534 | 84,087 | 395,390 | 0.83070 | 1,142,614 | 13.6 |
| **75** | 0.22624 | 16,758 | 0.05102 | 74,069 | 328,452 | 0.56044 [c] | 747,224 | 10.1 |
| **80+** | 1.00000 | 57,311 | 0.13686 | 57,311 | 418,773 | - | 418,773 | 7.3 |

**Nota:** *Notes:*

[a] **Daripada umur 0 hingga kumpulan umur 1-4**
*From age of 0 to age group 1-4*

[b] **Daripada umur 0, kumpulan umur 1-4 hingga kumpulan umur 5-9**
*From age of 0, age group 1-4 to age group 5-9*

[c] **Daripada umur 75 hingga 80+**
*From age of 75 to 80+*

[p] **Permulaan**
*Preliminary*

**Jadual 4.9.5: Jadual hayat ringkas mengikut jantina dan umur, Barat Daya, Pulau Pinang, 2025[p]**

*Table 4.9.5: Abridged life table by sex and age, Barat Daya, Pulau Pinang, 2025 [p]*

| **Umur** *Age* | **Kebarangkalian mati di antara umur x dan umur x+n** *Probability of dying between age x and age x+n* | **Bilangan kematian di antara umur x dan umur x+n** *Number of deaths between age x and age x+n* | **Kadar tengah mortaliti di antara umur x dan umur x+n** *Central mortality rate between age x and age x+n* | **Penakat (orang yang masih hidup) pada umur tepat x** *Survivors at exact age x* | **Bilangan orang hidup-tahun di antara umur x dan umur x+n** *Number of person-years lived between age x and age x+n* | **Nisbah ketakatan** *Survival ratio* | **Jumlah bilangan orang hidup-tahun selepas umur tepat x** *Total number of person-years lived after exact age x* | **Jangkaan hayat** *Life expectancy* |
|---|---|---|---|---|---|---|---|---|
| **x** | $_nq_x$ | $_nd_x$ | $_nm_x$ | $l_x$ | $_nL_x$ | $_nS_x$ | $T_x$ | $e_x$ |
| **Lelaki dan Perempuan** *Both sexes* | | | | | | | | |
| **0** | 0.00453 | 453 | 0.00455 | 100,000 | 99,576 | 0.99495 [a] | 7,552,401 | 75.5 |
| **1** | 0.00117 | 117 | 0.00029 | 99,547 | 397,897 | 0.99906 [b] | 7,452,826 | 74.9 |
| **5** | 0.00059 | 59 | 0.00012 | 99,430 | 497,003 | 0.99931 | 7,054,928 | 71.0 |
| **10** | 0.00080 | 79 | 0.00016 | 99,371 | 496,658 | 0.99822 | 6,557,925 | 66.0 |
| **15** | 0.00276 | 274 | 0.00055 | 99,292 | 495,776 | 0.99677 | 6,061,267 | 61.0 |
| **20** | 0.00370 | 366 | 0.00074 | 99,018 | 494,175 | 0.99680 | 5,565,491 | 56.2 |
| **25** | 0.00271 | 267 | 0.00054 | 98,652 | 492,591 | 0.99643 | 5,071,316 | 51.4 |
| **30** | 0.00443 | 436 | 0.00089 | 98,385 | 490,835 | 0.99478 | 4,578,725 | 46.5 |
| **35** | 0.00602 | 590 | 0.00121 | 97,949 | 488,271 | 0.99116 | 4,087,890 | 41.7 |
| **40** | 0.01168 | 1,137 | 0.00235 | 97,359 | 483,953 | 0.98548 | 3,599,618 | 37.0 |
| **45** | 0.01738 | 1,673 | 0.00351 | 96,222 | 476,928 | 0.97878 | 3,115,666 | 32.4 |
| **50** | 0.02513 | 2,376 | 0.00509 | 94,549 | 466,805 | 0.96694 | 2,638,738 | 27.9 |
| **55** | 0.04119 | 3,796 | 0.00841 | 92,173 | 451,374 | 0.94843 | 2,171,932 | 23.6 |
| **60** | 0.06240 | 5,515 | 0.01288 | 88,377 | 428,096 | 0.92090 | 1,720,558 | 19.5 |
| **65** | 0.09691 | 8,030 | 0.02037 | 82,862 | 394,233 | 0.87150 | 1,292,462 | 15.6 |
| **70** | 0.16348 | 12,234 | 0.03561 | 74,832 | 343,574 | 0.77768 | 898,229 | 12.0 |
| **75** | 0.29267 | 18,320 | 0.06857 | 62,598 | 267,189 | 0.51828 [c] | 554,655 | 8.9 |
| **80+** | 1.00000 | 44,278 | 0.15403 | 44,278 | 287,466 | - | 287,466 | 6.5 |
| **Lelaki** *Male* | | | | | | | | |
| **0** | 0.00542 | 542 | 0.00545 | 100,000 | 99,489 | 0.99393 [a] | 7,290,598 | 72.9 |
| **1** | 0.00152 | 151 | 0.00038 | 99,458 | 397,474 | 0.99877 [b] | 7,191,109 | 72.3 |
| **5** | 0.00072 | 72 | 0.00014 | 99,307 | 496,354 | 0.99928 | 6,793,635 | 68.4 |
| **10** | 0.00071 | 70 | 0.00014 | 99,235 | 495,998 | 0.99781 | 6,297,281 | 63.5 |
| **15** | 0.00367 | 364 | 0.00074 | 99,164 | 494,912 | 0.99536 | 5,801,283 | 58.5 |
| **20** | 0.00560 | 554 | 0.00112 | 98,800 | 492,617 | 0.99551 | 5,306,372 | 53.7 |
| **25** | 0.00338 | 332 | 0.00068 | 98,247 | 490,404 | 0.99526 | 4,813,755 | 49.0 |
| **30** | 0.00611 | 598 | 0.00123 | 97,915 | 488,079 | 0.99237 | 4,323,351 | 44.2 |
| **35** | 0.00916 | 891 | 0.00184 | 97,317 | 484,355 | 0.98733 | 3,835,272 | 39.4 |
| **40** | 0.01621 | 1,563 | 0.00327 | 96,425 | 478,219 | 0.98175 | 3,350,917 | 34.8 |
| **45** | 0.02032 | 1,928 | 0.00411 | 94,862 | 469,492 | 0.97272 | 2,872,699 | 30.3 |
| **50** | 0.03438 | 3,195 | 0.00700 | 92,935 | 456,685 | 0.95566 | 2,403,206 | 25.9 |
| **55** | 0.05466 | 4,905 | 0.01124 | 89,740 | 436,435 | 0.93422 | 1,946,521 | 21.7 |
| **60** | 0.07755 | 6,579 | 0.01614 | 84,834 | 407,724 | 0.90162 | 1,510,087 | 17.8 |
| **65** | 0.12095 | 9,465 | 0.02575 | 78,255 | 367,614 | 0.83253 | 1,102,362 | 14.1 |
| **70** | 0.22039 | 15,161 | 0.04954 | 68,790 | 306,049 | 0.72413 | 734,748 | 10.7 |
| **75** | 0.34704 | 18,612 | 0.08398 | 53,629 | 221,618 | 0.48305 [c] | 428,699 | 8.0 |
| **80+** | 1.00000 | 35,018 | 0.16910 | 35,018 | 207,081 | - | 207,081 | 5.9 |
| **Perempuan** *Female* | | | | | | | | |
| **0** | 0.00359 | 359 | 0.00360 | 100,000 | 99,663 | 0.99606 [a] | 7,840,432 | 78.4 |
| **1** | 0.00081 | 80 | 0.00020 | 99,641 | 398,365 | 0.99933 [b] | 7,740,769 | 77.7 |
| **5** | 0.00043 | 43 | 0.00009 | 99,561 | 497,697 | 0.99933 | 7,342,404 | 73.7 |
| **10** | 0.00091 | 91 | 0.00018 | 99,518 | 497,363 | 0.99871 | 6,844,707 | 68.8 |
| **15** | 0.00167 | 166 | 0.00033 | 99,427 | 496,721 | 0.99814 | 6,347,344 | 63.8 |
| **20** | 0.00206 | 204 | 0.00041 | 99,261 | 495,797 | 0.99793 | 5,850,623 | 58.9 |
| **25** | 0.00207 | 206 | 0.00042 | 99,057 | 494,773 | 0.99754 | 5,354,826 | 54.1 |
| **30** | 0.00286 | 282 | 0.00057 | 98,852 | 493,553 | 0.99697 | 4,860,053 | 49.2 |
| **35** | 0.00320 | 316 | 0.00064 | 98,570 | 492,059 | 0.99482 | 4,366,500 | 44.3 |
| **40** | 0.00717 | 704 | 0.00144 | 98,254 | 489,509 | 0.98925 | 3,874,441 | 39.4 |
| **45** | 0.01435 | 1,400 | 0.00289 | 97,550 | 484,249 | 0.98505 | 3,384,932 | 34.7 |
| **50** | 0.01555 | 1,496 | 0.00314 | 96,150 | 477,011 | 0.97842 | 2,900,683 | 30.2 |
| **55** | 0.02770 | 2,622 | 0.00562 | 94,654 | 466,716 | 0.96265 | 2,423,672 | 25.6 |
| **60** | 0.04727 | 4,351 | 0.00968 | 92,032 | 449,283 | 0.93994 | 1,956,956 | 21.3 |
| **65** | 0.07348 | 6,442 | 0.01526 | 87,681 | 422,300 | 0.90762 | 1,507,672 | 17.2 |
| **70** | 0.11279 | 9,163 | 0.02391 | 81,239 | 383,287 | 0.82409 | 1,085,372 | 13.4 |
| **75** | 0.24706 | 17,807 | 0.05638 | 72,076 | 315,862 | 0.55011 [c] | 702,085 | 9.7 |
| **80+** | 1.00000 | 54,269 | 0.14051 | 54,269 | 386,223 | - | 386,223 | 7.1 |

**Nota:** *Notes:*

[a] **Daripada umur 0 hingga kumpulan umur 1-4**
*From age of 0 to age group 1-4*

[b] **Daripada umur 0, kumpulan umur 1-4 hingga kumpulan umur 5-9**
*From age of 0, age group 1-4 to age group 5-9*

[c] **Daripada umur 75 hingga 80+**
*From age of 75 to 80+*

[p] **Permulaan**
*Preliminary*

# NEGERI & DAERAH PENTADBIRAN

## *STATE & ADMINISTRATIVE DISTRICT*

# SABAH

# 2025p

**Muka surat ini sengaja dibiarkan kosong**

*This page is deliberately left blank*

**Jadual 4.10: Jadual hayat ringkas mengikut jantina dan umur, Sabah, 2025[p]**

*Table 4.10: Abridged life table by sex and age, Sabah, 2025 [p]*

| Umur *Age* | Kebarangkalian mati di antara umur x dan umur x+n *Probability of dying between age x and age x+n* | Bilangan kematian di antara umur x dan umur x+n *Number of deaths between age x and age x+n* | Kadar tengah mortaliti di antara umur x dan umur x+n *Central mortality rate between age x and age x+n* | Penakat (orang yang masih hidup) pada umur tepat x *Survivors at exact age x* | Bilangan orang hidup-tahun di antara umur x dan umur x+n *Number of person-years lived between age x and age x+n* | Nisbah ketakatan *Survival ratio* | Jumlah bilangan orang hidup-tahun selepas umur tepat x *Total number of person-years lived after exact age x* | Jangkaan hayat *Life expectancy* |
|---|---|---|---|---|---|---|---|---|
| x | $_nq_x$ | $_nd_x$ | $_nm_x$ | $l_x$ | $_nL_x$ | $_nS_x$ | $T_x$ | $e_x$ |
| **Lelaki dan Perempuan** *Both sexes* | | | | | | | | |
| **0** | 0.00878 | 878 | 0.00885 | 100,000 | 99,189 | 0.99056 [a] | 7,499,005 | 75.0 |
| **1** | 0.00162 | 160 | 0.00040 | 99,122 | 396,091 | 0.99862 [b] | 7,399,816 | 74.7 |
| **5** | 0.00087 | 87 | 0.00018 | 98,962 | 494,595 | 0.99865 | 7,003,725 | 70.8 |
| **10** | 0.00183 | 181 | 0.00037 | 98,876 | 493,926 | 0.99796 | 6,509,130 | 65.8 |
| **15** | 0.00226 | 223 | 0.00045 | 98,695 | 492,916 | 0.99760 | 6,015,204 | 60.9 |
| **20** | 0.00253 | 249 | 0.00051 | 98,472 | 491,735 | 0.99726 | 5,522,288 | 56.1 |
| **25** | 0.00295 | 289 | 0.00059 | 98,222 | 490,388 | 0.99615 | 5,030,553 | 51.2 |
| **30** | 0.00476 | 466 | 0.00095 | 97,933 | 488,499 | 0.99400 | 4,540,165 | 46.4 |
| **35** | 0.00724 | 706 | 0.00145 | 97,467 | 485,569 | 0.99050 | 4,051,665 | 41.6 |
| **40** | 0.01177 | 1,139 | 0.00237 | 96,761 | 480,956 | 0.98337 | 3,566,097 | 36.9 |
| **45** | 0.02155 | 2,061 | 0.00436 | 95,622 | 472,957 | 0.97287 | 3,085,140 | 32.3 |
| **50** | 0.03283 | 3,071 | 0.00667 | 93,561 | 460,128 | 0.95633 | 2,612,183 | 27.9 |
| **55** | 0.05489 | 4,967 | 0.01129 | 90,490 | 440,032 | 0.93188 | 2,152,056 | 23.8 |
| **60** | 0.08213 | 7,024 | 0.01713 | 85,523 | 410,055 | 0.90774 | 1,712,023 | 20.0 |
| **65** | 0.10330 | 8,109 | 0.02178 | 78,499 | 372,224 | 0.88387 | 1,301,968 | 16.6 |
| **70** | 0.13044 | 9,182 | 0.02791 | 70,390 | 328,997 | 0.83291 | 929,745 | 13.2 |
| **75** | 0.20922 | 12,806 | 0.04673 | 61,208 | 274,026 | 0.54386 [c] | 600,748 | 9.8 |
| **80+** | 1.00000 | 48,402 | 0.14815 | 48,402 | 326,721 | - | 326,721 | 6.8 |
| **Lelaki** *Male* | | | | | | | | |
| **0** | 0.00982 | 982 | 0.00992 | 100,000 | 99,087 | 0.98942 [a] | 7,292,251 | 72.9 |
| **1** | 0.00190 | 188 | 0.00048 | 99,018 | 395,623 | 0.99833 [b] | 7,193,164 | 72.6 |
| **5** | 0.00106 | 105 | 0.00021 | 98,829 | 493,885 | 0.99839 | 6,797,541 | 68.8 |
| **10** | 0.00216 | 214 | 0.00043 | 98,725 | 493,089 | 0.99752 | 6,303,657 | 63.9 |
| **15** | 0.00280 | 276 | 0.00056 | 98,511 | 491,866 | 0.99699 | 5,810,568 | 59.0 |
| **20** | 0.00322 | 317 | 0.00065 | 98,235 | 490,385 | 0.99665 | 5,318,701 | 54.1 |
| **25** | 0.00349 | 341 | 0.00070 | 97,919 | 488,740 | 0.99534 | 4,828,316 | 49.3 |
| **30** | 0.00583 | 569 | 0.00117 | 97,577 | 486,464 | 0.99264 | 4,339,576 | 44.5 |
| **35** | 0.00891 | 864 | 0.00179 | 97,008 | 482,882 | 0.98823 | 3,853,112 | 39.7 |
| **40** | 0.01467 | 1,410 | 0.00296 | 96,144 | 477,196 | 0.97960 | 3,370,230 | 35.1 |
| **45** | 0.02621 | 2,483 | 0.00531 | 94,734 | 467,464 | 0.96680 | 2,893,033 | 30.5 |
| **50** | 0.04037 | 3,725 | 0.00824 | 92,251 | 451,945 | 0.94512 | 2,425,570 | 26.3 |
| **55** | 0.06999 | 6,196 | 0.01451 | 88,527 | 427,144 | 0.91386 | 1,973,625 | 22.3 |
| **60** | 0.10351 | 8,522 | 0.02183 | 82,331 | 390,349 | 0.88739 | 1,546,481 | 18.8 |
| **65** | 0.12276 | 9,061 | 0.02616 | 73,809 | 346,391 | 0.86467 | 1,156,132 | 15.7 |
| **70** | 0.14966 | 9,690 | 0.03235 | 64,748 | 299,512 | 0.81077 | 809,742 | 12.5 |
| **75** | 0.23576 | 12,980 | 0.05345 | 55,057 | 242,836 | 0.52406 [c] | 510,230 | 9.3 |
| **80+** | 1.00000 | 42,077 | 0.15736 | 42,077 | 267,393 | - | 267,393 | 6.4 |
| **Perempuan** *Female* | | | | | | | | |
| **0** | 0.00764 | 764 | 0.00770 | 100,000 | 99,292 | 0.99182 [a] | 7,745,387 | 77.5 |
| **1** | 0.00131 | 130 | 0.00033 | 99,236 | 396,620 | 0.99889 [b] | 7,646,095 | 77.0 |
| **5** | 0.00068 | 67 | 0.00014 | 99,106 | 495,362 | 0.99892 | 7,249,475 | 73.1 |
| **10** | 0.00148 | 147 | 0.00030 | 99,039 | 494,828 | 0.99843 | 6,754,113 | 68.2 |
| **15** | 0.00166 | 165 | 0.00033 | 98,892 | 494,050 | 0.99830 | 6,259,286 | 63.3 |
| **20** | 0.00174 | 171 | 0.00035 | 98,728 | 493,210 | 0.99796 | 5,765,236 | 58.4 |
| **25** | 0.00233 | 230 | 0.00047 | 98,556 | 492,206 | 0.99705 | 5,272,026 | 53.5 |
| **30** | 0.00356 | 350 | 0.00071 | 98,326 | 490,756 | 0.99547 | 4,779,819 | 48.6 |
| **35** | 0.00549 | 538 | 0.00110 | 97,976 | 488,534 | 0.99295 | 4,289,064 | 43.8 |
| **40** | 0.00861 | 839 | 0.00173 | 97,438 | 485,092 | 0.98749 | 3,800,530 | 39.0 |
| **45** | 0.01646 | 1,590 | 0.00332 | 96,599 | 479,021 | 0.97945 | 3,315,438 | 34.3 |
| **50** | 0.02471 | 2,347 | 0.00500 | 95,009 | 469,178 | 0.96840 | 2,836,417 | 29.9 |
| **55** | 0.03866 | 3,583 | 0.00788 | 92,662 | 454,353 | 0.95141 | 2,367,239 | 25.5 |
| **60** | 0.05893 | 5,249 | 0.01214 | 89,079 | 432,274 | 0.92993 | 1,912,885 | 21.5 |
| **65** | 0.08191 | 6,867 | 0.01708 | 83,830 | 401,985 | 0.90480 | 1,480,611 | 17.7 |
| **70** | 0.10966 | 8,440 | 0.02320 | 76,964 | 363,718 | 0.85539 | 1,078,626 | 14.0 |
| **75** | 0.18387 | 12,599 | 0.04050 | 68,524 | 311,120 | 0.56481 [c] | 714,909 | 10.4 |
| **80+** | 1.00000 | 55,924 | 0.13850 | 55,924 | 403,789 | - | 403,789 | 7.2 |

**Nota:** *Notes:*

[a] **Daripada umur 0 hingga kumpulan umur 1-4**
*From age of 0 to age group 1-4*

[b] **Daripada umur 0, kumpulan umur 1-4 hingga kumpulan umur 5-9**
*From age of 0, age group 1-4 to age group 5-9*

[c] **Daripada umur 75 hingga 80+**
*From age of 75 to 80+*

[p] **Permulaan**
*Preliminary*

**Jadual 4.10.1: Jadual hayat ringkas mengikut jantina dan umur, Tawau, Sabah, 2025[p]**
*Table 4.10.1: Abridged life table by sex and age, Tawau, Sabah, 2025 [p]*

| **Umur** *Age* | **Kebarangkalian mati di antara umur x dan umur x+n** *Probability of dying between age x and age x+n* | **Bilangan kematian di antara umur x dan umur x+n** *Number of deaths between age x and age x+n* | **Kadar tengah mortaliti di antara umur x dan umur x+n** *Central mortality rate between age x and age x+n* | **Penakat (orang yang masih hidup) pada umur tepat x** *Survivors at exact age x* | **Bilangan orang hidup-tahun di antara umur x dan umur x+n** *Number of person-years lived between age x and age x+n* | **Nisbah ketakatan** *Survival ratio* | **Jumlah bilangan orang hidup-tahun selepas umur tepat x** *Total number of person-years lived after exact age x* | **Jangkaan hayat** *Life expectancy* |
|---|---|---|---|---|---|---|---|---|
| **x** | $_nq_x$ | $_nd_x$ | $_nm_x$ | $l_x$ | $_nL_x$ | $_nS_x$ | $T_x$ | $e_x$ |
| **Lelaki dan Perempuan** *Both sexes* | | | | | | | | |
| **0** | 0.00824 | 824 | 0.00831 | 100,000 | 99,237 | 0.99133 [a] | 7,631,007 | 76.3 |
| **1** | 0.00112 | 111 | 0.00028 | 99,176 | 396,426 | 0.99906 [b] | 7,531,770 | 75.9 |
| **5** | 0.00049 | 49 | 0.00010 | 99,064 | 495,200 | 0.99857 | 7,135,344 | 72.0 |
| **10** | 0.00237 | 234 | 0.00047 | 99,015 | 494,491 | 0.99775 | 6,640,144 | 67.1 |
| **15** | 0.00213 | 211 | 0.00043 | 98,781 | 493,379 | 0.99813 | 6,145,653 | 62.2 |
| **20** | 0.00162 | 159 | 0.00032 | 98,570 | 492,454 | 0.99818 | 5,652,274 | 57.3 |
| **25** | 0.00202 | 198 | 0.00040 | 98,411 | 491,559 | 0.99741 | 5,159,820 | 52.4 |
| **30** | 0.00316 | 311 | 0.00063 | 98,213 | 490,287 | 0.99578 | 4,668,261 | 47.5 |
| **35** | 0.00528 | 517 | 0.00106 | 97,902 | 488,217 | 0.99271 | 4,177,974 | 42.7 |
| **40** | 0.00932 | 907 | 0.00187 | 97,385 | 484,657 | 0.98585 | 3,689,757 | 37.9 |
| **45** | 0.01904 | 1,837 | 0.00384 | 96,478 | 477,797 | 0.97583 | 3,205,100 | 33.2 |
| **50** | 0.02940 | 2,783 | 0.00597 | 94,641 | 466,248 | 0.95937 | 2,727,304 | 28.8 |
| **55** | 0.05220 | 4,795 | 0.01072 | 91,858 | 447,304 | 0.94246 | 2,261,056 | 24.6 |
| **60** | 0.06318 | 5,501 | 0.01305 | 87,063 | 421,565 | 0.92290 | 1,813,751 | 20.8 |
| **65** | 0.09196 | 7,501 | 0.01928 | 81,563 | 389,061 | 0.88947 | 1,392,187 | 17.1 |
| **70** | 0.13098 | 9,701 | 0.02803 | 74,062 | 346,057 | 0.84259 | 1,003,126 | 13.5 |
| **75** | 0.18783 | 12,089 | 0.04146 | 64,361 | 291,583 | 0.55624 [c] | 657,069 | 10.2 |
| **80+** | 1.00000 | 52,272 | 0.14302 | 52,272 | 365,487 | - | 365,487 | 7.0 |
| **Lelaki** *Male* | | | | | | | | |
| **0** | 0.00978 | 978 | 0.00987 | 100,000 | 99,091 | 0.98978 [a] | 7,432,323 | 74.3 |
| **1** | 0.00123 | 121 | 0.00031 | 99,022 | 395,800 | 0.99894 [b] | 7,333,231 | 74.1 |
| **5** | 0.00055 | 54 | 0.00011 | 98,901 | 494,368 | 0.99832 | 6,937,432 | 70.1 |
| **10** | 0.00281 | 278 | 0.00056 | 98,847 | 493,539 | 0.99742 | 6,443,064 | 65.2 |
| **15** | 0.00235 | 232 | 0.00047 | 98,569 | 492,266 | 0.99778 | 5,949,524 | 60.4 |
| **20** | 0.00209 | 206 | 0.00042 | 98,337 | 491,171 | 0.99778 | 5,457,259 | 55.5 |
| **25** | 0.00234 | 230 | 0.00047 | 98,131 | 490,082 | 0.99728 | 4,966,088 | 50.6 |
| **30** | 0.00310 | 304 | 0.00062 | 97,902 | 488,749 | 0.99510 | 4,476,006 | 45.7 |
| **35** | 0.00670 | 654 | 0.00134 | 97,598 | 486,354 | 0.99103 | 3,987,257 | 40.9 |
| **40** | 0.01126 | 1,092 | 0.00226 | 96,944 | 481,990 | 0.98371 | 3,500,903 | 36.1 |
| **45** | 0.02137 | 2,049 | 0.00432 | 95,852 | 474,139 | 0.97153 | 3,018,913 | 31.5 |
| **50** | 0.03571 | 3,350 | 0.00727 | 93,804 | 460,642 | 0.94920 | 2,544,773 | 27.1 |
| **55** | 0.06643 | 6,009 | 0.01374 | 90,453 | 437,244 | 0.92856 | 2,084,131 | 23.0 |
| **60** | 0.07679 | 6,485 | 0.01597 | 84,444 | 406,009 | 0.90558 | 1,646,887 | 19.5 |
| **65** | 0.11352 | 8,850 | 0.02407 | 77,959 | 367,672 | 0.86403 | 1,240,878 | 15.9 |
| **70** | 0.16129 | 11,147 | 0.03509 | 69,109 | 317,680 | 0.81288 | 873,206 | 12.6 |
| **75** | 0.21792 | 12,631 | 0.04891 | 57,963 | 258,235 | 0.53515 [c] | 555,527 | 9.6 |
| **80+** | 1.00000 | 45,331 | 0.15248 | 45,331 | 297,292 | - | 297,292 | 6.6 |
| **Perempuan** *Female* | | | | | | | | |
| **0** | 0.00658 | 658 | 0.00662 | 100,000 | 99,388 | 0.99301 [a] | 7,867,191 | 78.7 |
| **1** | 0.00102 | 101 | 0.00025 | 99,342 | 397,116 | 0.99918 [b] | 7,767,803 | 78.2 |
| **5** | 0.00044 | 44 | 0.00009 | 99,241 | 496,094 | 0.99881 | 7,370,687 | 74.3 |
| **10** | 0.00193 | 192 | 0.00039 | 99,197 | 495,505 | 0.99809 | 6,874,593 | 69.3 |
| **15** | 0.00189 | 187 | 0.00038 | 99,005 | 494,558 | 0.99852 | 6,379,088 | 64.4 |
| **20** | 0.00106 | 105 | 0.00021 | 98,818 | 493,828 | 0.99865 | 5,884,529 | 59.5 |
| **25** | 0.00164 | 162 | 0.00033 | 98,713 | 493,160 | 0.99756 | 5,390,701 | 54.6 |
| **30** | 0.00324 | 319 | 0.00065 | 98,551 | 491,957 | 0.99651 | 4,897,541 | 49.7 |
| **35** | 0.00375 | 369 | 0.00075 | 98,232 | 490,238 | 0.99457 | 4,405,584 | 44.8 |
| **40** | 0.00712 | 697 | 0.00143 | 97,863 | 487,575 | 0.98825 | 3,915,346 | 40.0 |
| **45** | 0.01641 | 1,595 | 0.00331 | 97,167 | 481,846 | 0.98064 | 3,427,771 | 35.3 |
| **50** | 0.02235 | 2,136 | 0.00452 | 95,572 | 472,519 | 0.97065 | 2,945,926 | 30.8 |
| **55** | 0.03650 | 3,411 | 0.00744 | 93,436 | 458,652 | 0.95792 | 2,473,407 | 26.5 |
| **60** | 0.04787 | 4,310 | 0.00981 | 90,025 | 439,351 | 0.94180 | 2,014,755 | 22.4 |
| **65** | 0.06905 | 5,919 | 0.01430 | 85,715 | 413,778 | 0.91647 | 1,575,404 | 18.4 |
| **70** | 0.09909 | 7,907 | 0.02085 | 79,796 | 379,214 | 0.87150 | 1,161,626 | 14.6 |
| **75** | 0.16115 | 11,585 | 0.03505 | 71,889 | 330,485 | 0.57761 [c] | 782,412 | 10.9 |
| **80+** | 1.00000 | 60,305 | 0.13344 | 60,305 | 451,926 | - | 451,926 | 7.5 |

**Nota:** *Notes:*

[a] **Daripada umur 0 hingga kumpulan umur 1-4**
*From age of 0 to age group 1-4*

[b] **Daripada umur 0, kumpulan umur 1-4 hingga kumpulan umur 5-9**
*From age of 0, age group 1-4 to age group 5-9*

[c] **Daripada umur 75 hingga 80+**
*From age of 75 to 80+*

[p] **Permulaan**
*Preliminary*

**Jadual 4.10.2: Jadual hayat ringkas mengikut jantina dan umur, Lahad Datu, Sabah, 2025[p]**

*Table 4.10.2: Abridged life table by sex and age, Lahad Datu, Sabah, 2025 [p]*

| **Umur** *Age* | **Kebarangkalian mati di antara umur x dan umur x+n** *Probability of dying between age x and age x+n* | **Bilangan kematian di antara umur x dan umur x+n** *Number of deaths between age x and age x+n* | **Kadar tengah mortaliti di antara umur x dan umur x+n** *Central mortality rate between age x and age x+n* | **Penakat (orang yang masih hidup) pada umur tepat x** *Survivors at exact age x* | **Bilangan orang hidup-tahun di antara umur x dan umur x+n** *Number of person-years lived between age x and age x+n* | **Nisbah ketakatan** *Survival ratio* | **Jumlah bilangan orang hidup-tahun selepas umur tepat x** *Total number of person-years lived after exact age x* | **Jangkaan hayat** *Life expectancy* |
|---|---|---|---|---|---|---|---|---|
| **x** | $_nq_x$ | $_nd_x$ | $_nm_x$ | $l_x$ | $_nL_x$ | $_nS_x$ | $T_x$ | $e_x$ |
| **Lelaki dan Perempuan** *Both sexes* | | | | | | | | |
| **0** | 0.00912 | 912 | 0.00920 | 100,000 | 99,158 | 0.99036 [a] | 7,786,525 | 77.9 |
| **1** | 0.00134 | 133 | 0.00034 | 99,088 | 396,020 | 0.99861 [b] | 7,687,367 | 77.6 |
| **5** | 0.00114 | 113 | 0.00023 | 98,955 | 494,493 | 0.99877 | 7,291,347 | 73.7 |
| **10** | 0.00132 | 131 | 0.00026 | 98,842 | 493,884 | 0.99833 | 6,796,854 | 68.8 |
| **15** | 0.00202 | 200 | 0.00041 | 98,711 | 493,057 | 0.99754 | 6,302,971 | 63.9 |
| **20** | 0.00289 | 285 | 0.00058 | 98,511 | 491,846 | 0.99719 | 5,809,914 | 59.0 |
| **25** | 0.00273 | 268 | 0.00055 | 98,227 | 490,463 | 0.99722 | 5,318,068 | 54.1 |
| **30** | 0.00283 | 277 | 0.00057 | 97,958 | 489,099 | 0.99610 | 4,827,605 | 49.3 |
| **35** | 0.00496 | 485 | 0.00100 | 97,681 | 487,194 | 0.99282 | 4,338,506 | 44.4 |
| **40** | 0.00941 | 915 | 0.00189 | 97,196 | 483,694 | 0.98561 | 3,851,312 | 39.6 |
| **45** | 0.01941 | 1,869 | 0.00392 | 96,281 | 476,734 | 0.97846 | 3,367,618 | 35.0 |
| **50** | 0.02372 | 2,239 | 0.00480 | 94,412 | 466,464 | 0.96420 | 2,890,884 | 30.6 |
| **55** | 0.04817 | 4,440 | 0.00987 | 92,173 | 449,766 | 0.94407 | 2,424,419 | 26.3 |
| **60** | 0.06407 | 5,621 | 0.01324 | 87,733 | 424,612 | 0.93325 | 1,974,654 | 22.5 |
| **65** | 0.06960 | 5,715 | 0.01442 | 82,112 | 396,271 | 0.92218 | 1,550,042 | 18.9 |
| **70** | 0.08666 | 6,620 | 0.01812 | 76,397 | 365,433 | 0.89546 | 1,153,771 | 15.1 |
| **75** | 0.12411 | 8,660 | 0.02647 | 69,776 | 327,232 | 0.58491 [c] | 788,339 | 11.3 |
| **80+** | 1.00000 | 61,116 | 0.13254 | 61,116 | 461,107 | - | 461,107 | 7.5 |
| **Lelaki** *Male* | | | | | | | | |
| **0** | 0.00991 | 991 | 0.01000 | 100,000 | 99,079 | 0.98929 [a] | 7,649,958 | 76.5 |
| **1** | 0.00199 | 197 | 0.00050 | 99,009 | 395,566 | 0.99857 [b] | 7,550,879 | 76.3 |
| **5** | 0.00048 | 48 | 0.00010 | 98,811 | 493,938 | 0.99919 | 7,155,313 | 72.4 |
| **10** | 0.00113 | 112 | 0.00023 | 98,764 | 493,539 | 0.99816 | 6,661,376 | 67.4 |
| **15** | 0.00255 | 252 | 0.00051 | 98,652 | 492,629 | 0.99698 | 6,167,837 | 62.5 |
| **20** | 0.00349 | 343 | 0.00070 | 98,400 | 491,142 | 0.99714 | 5,675,208 | 57.7 |
| **25** | 0.00223 | 219 | 0.00045 | 98,057 | 489,737 | 0.99733 | 5,184,066 | 52.9 |
| **30** | 0.00312 | 305 | 0.00062 | 97,838 | 488,428 | 0.99616 | 4,694,329 | 48.0 |
| **35** | 0.00456 | 445 | 0.00091 | 97,533 | 486,554 | 0.99237 | 4,205,901 | 43.1 |
| **40** | 0.01072 | 1,041 | 0.00216 | 97,088 | 482,840 | 0.98443 | 3,719,347 | 38.3 |
| **45** | 0.02046 | 1,965 | 0.00414 | 96,047 | 475,324 | 0.97827 | 3,236,507 | 33.7 |
| **50** | 0.02302 | 2,165 | 0.00466 | 94,082 | 464,996 | 0.95940 | 2,761,184 | 29.3 |
| **55** | 0.05859 | 5,385 | 0.01207 | 91,917 | 446,119 | 0.92755 | 2,296,187 | 25.0 |
| **60** | 0.08717 | 7,543 | 0.01823 | 86,531 | 413,798 | 0.91446 | 1,850,069 | 21.4 |
| **65** | 0.08375 | 6,615 | 0.01748 | 78,988 | 378,404 | 0.90983 | 1,436,270 | 18.2 |
| **70** | 0.09718 | 7,033 | 0.02043 | 72,373 | 344,283 | 0.88419 | 1,057,867 | 14.6 |
| **75** | 0.13644 | 8,915 | 0.02929 | 65,340 | 304,413 | 0.57340 [c] | 713,583 | 10.9 |
| **80+** | 1.00000 | 56,425 | 0.13790 | 56,425 | 409,170 | - | 409,170 | 7.3 |
| **Perempuan** *Female* | | | | | | | | |
| **0** | 0.00829 | 829 | 0.00836 | 100,000 | 99,233 | 0.99150 [a] | 7,948,430 | 79.5 |
| **1** | 0.00067 | 67 | 0.00017 | 99,171 | 396,517 | 0.99863 [b] | 7,849,197 | 79.1 |
| **5** | 0.00182 | 181 | 0.00036 | 99,104 | 495,068 | 0.99833 | 7,452,680 | 75.2 |
| **10** | 0.00151 | 149 | 0.00030 | 98,923 | 494,243 | 0.99854 | 6,957,612 | 70.3 |
| **15** | 0.00141 | 139 | 0.00028 | 98,774 | 493,521 | 0.99821 | 6,463,370 | 65.4 |
| **20** | 0.00217 | 214 | 0.00043 | 98,634 | 492,638 | 0.99724 | 5,969,849 | 60.5 |
| **25** | 0.00335 | 330 | 0.00067 | 98,421 | 491,279 | 0.99709 | 5,477,212 | 55.7 |
| **30** | 0.00247 | 243 | 0.00050 | 98,091 | 489,848 | 0.99605 | 4,985,933 | 50.8 |
| **35** | 0.00543 | 531 | 0.00109 | 97,848 | 487,913 | 0.99335 | 4,496,084 | 45.9 |
| **40** | 0.00787 | 766 | 0.00158 | 97,317 | 484,669 | 0.98700 | 4,008,171 | 41.2 |
| **45** | 0.01817 | 1,754 | 0.00367 | 96,551 | 478,370 | 0.97868 | 3,523,502 | 36.5 |
| **50** | 0.02453 | 2,325 | 0.00497 | 94,797 | 468,171 | 0.96956 | 3,045,132 | 32.1 |
| **55** | 0.03650 | 3,376 | 0.00744 | 92,472 | 453,918 | 0.96288 | 2,576,961 | 27.9 |
| **60** | 0.03776 | 3,364 | 0.00770 | 89,096 | 437,069 | 0.95405 | 2,123,042 | 23.8 |
| **65** | 0.05447 | 4,670 | 0.01120 | 85,732 | 416,985 | 0.93548 | 1,685,973 | 19.7 |
| **70** | 0.07515 | 6,092 | 0.01562 | 81,062 | 390,082 | 0.90717 | 1,268,988 | 15.7 |
| **75** | 0.11195 | 8,393 | 0.02372 | 74,971 | 353,870 | 0.59737 [c] | 878,906 | 11.7 |
| **80+** | 1.00000 | 66,577 | 0.12681 | 66,577 | 525,036 | - | 525,036 | 7.9 |

**Nota:** *Notes:*

[a] **Daripada umur 0 hingga kumpulan umur 1-4**
*From age of 0 to age group 1-4*

[b] **Daripada umur 0, kumpulan umur 1-4 hingga kumpulan umur 5-9**
*From age of 0, age group 1-4 to age group 5-9*

[c] **Daripada umur 75 hingga 80+**
*From age of 75 to 80+*

[p] **Permulaan**
*Preliminary*

**Jadual 4.10.3: Jadual hayat ringkas mengikut jantina dan umur, Semporna, Sabah, 2025[p]**

*Table 4.10.3: Abridged life table by sex and age, Semporna, Sabah, 2025 [p]*

| **Umur** *Age* | **Kebarangkalian mati di antara umur x dan umur x+n** *Probability of dying between age x and age x+n* | **Bilangan kematian di antara umur x dan umur x+n** *Number of deaths between age x and age x+n* | **Kadar tengah mortaliti di antara umur x dan umur x+n** *Central mortality rate between age x and age x+n* | **Penakat (orang yang masih hidup) pada umur tepat x** *Survivors at exact age x* | **Bilangan orang hidup-tahun di antara umur x dan umur x+n** *Number of person-years lived between age x and age x+n* | **Nisbah ketakatan** *Survival ratio* | **Jumlah bilangan orang hidup-tahun selepas umur tepat x** *Total number of person-years lived after exact age x* | **Jangkaan hayat** *Life expectancy* |
|---|---|---|---|---|---|---|---|---|
| **x** | $_nq_x$ | $_nd_x$ | $_nm_x$ | $l_x$ | $_nL_x$ | $_nS_x$ | $T_x$ | $e_x$ |
| **Lelaki dan Perempuan** *Both sexes* | | | | | | | | |
| **0** | 0.00820 | 820 | 0.00826 | 100,000 | 99,241 | 0.99105 [a] | 7,321,400 | 73.2 |
| **1** | 0.00176 | 175 | 0.00044 | 99,180 | 396,285 | 0.99865 [b] | 7,222,159 | 72.8 |
| **5** | 0.00068 | 68 | 0.00014 | 99,005 | 494,857 | 0.99881 | 6,825,874 | 68.9 |
| **10** | 0.00170 | 168 | 0.00034 | 98,938 | 494,267 | 0.99816 | 6,331,016 | 64.0 |
| **15** | 0.00198 | 196 | 0.00040 | 98,769 | 493,357 | 0.99745 | 5,836,749 | 59.1 |
| **20** | 0.00312 | 307 | 0.00062 | 98,574 | 492,099 | 0.99654 | 5,343,392 | 54.2 |
| **25** | 0.00380 | 373 | 0.00076 | 98,266 | 490,398 | 0.99557 | 4,851,293 | 49.4 |
| **30** | 0.00506 | 495 | 0.00101 | 97,893 | 488,227 | 0.99371 | 4,360,895 | 44.5 |
| **35** | 0.00753 | 734 | 0.00151 | 97,398 | 485,154 | 0.98968 | 3,872,667 | 39.8 |
| **40** | 0.01314 | 1,270 | 0.00264 | 96,664 | 480,146 | 0.98262 | 3,387,513 | 35.0 |
| **45** | 0.02168 | 2,068 | 0.00438 | 95,394 | 471,800 | 0.97013 | 2,907,367 | 30.5 |
| **50** | 0.03823 | 3,568 | 0.00779 | 93,326 | 457,710 | 0.94453 | 2,435,567 | 26.1 |
| **55** | 0.07339 | 6,588 | 0.01524 | 89,758 | 432,321 | 0.90981 | 1,977,857 | 22.0 |
| **60** | 0.10833 | 9,010 | 0.02291 | 83,170 | 393,328 | 0.88338 | 1,545,536 | 18.6 |
| **65** | 0.12593 | 9,339 | 0.02688 | 74,161 | 347,457 | 0.86198 | 1,152,208 | 15.5 |
| **70** | 0.15184 | 9,843 | 0.03286 | 64,822 | 299,503 | 0.80666 | 804,751 | 12.4 |
| **75** | 0.24227 | 13,320 | 0.05513 | 54,979 | 241,597 | 0.52183 [c] | 505,248 | 9.2 |
| **80+** | 1.00000 | 41,660 | 0.15801 | 41,660 | 263,651 | - | 263,651 | 6.3 |
| **Lelaki** *Male* | | | | | | | | |
| **0** | 0.01085 | 1,085 | 0.01096 | 100,000 | 98,995 | 0.98817 [a] | 7,093,486 | 70.9 |
| **1** | 0.00242 | 239 | 0.00061 | 98,915 | 395,090 | 0.99818 [b] | 6,994,491 | 70.7 |
| **5** | 0.00077 | 76 | 0.00015 | 98,675 | 493,186 | 0.99882 | 6,599,401 | 66.9 |
| **10** | 0.00159 | 157 | 0.00032 | 98,599 | 492,602 | 0.99813 | 6,106,215 | 61.9 |
| **15** | 0.00215 | 211 | 0.00043 | 98,442 | 491,680 | 0.99660 | 5,613,614 | 57.0 |
| **20** | 0.00465 | 456 | 0.00093 | 98,230 | 490,011 | 0.99559 | 5,121,933 | 52.1 |
| **25** | 0.00418 | 408 | 0.00084 | 97,774 | 487,849 | 0.99512 | 4,631,922 | 47.4 |
| **30** | 0.00558 | 544 | 0.00112 | 97,366 | 485,469 | 0.99322 | 4,144,073 | 42.6 |
| **35** | 0.00797 | 772 | 0.00160 | 96,822 | 482,179 | 0.98903 | 3,658,604 | 37.8 |
| **40** | 0.01399 | 1,344 | 0.00282 | 96,050 | 476,890 | 0.98106 | 3,176,425 | 33.1 |
| **45** | 0.02395 | 2,269 | 0.00485 | 94,706 | 467,860 | 0.96702 | 2,699,535 | 28.5 |
| **50** | 0.04223 | 3,903 | 0.00863 | 92,438 | 452,430 | 0.92935 | 2,231,675 | 24.1 |
| **55** | 0.10032 | 8,882 | 0.02112 | 88,534 | 420,467 | 0.87543 | 1,779,245 | 20.1 |
| **60** | 0.15153 | 12,069 | 0.03279 | 79,652 | 368,089 | 0.84718 | 1,358,778 | 17.1 |
| **65** | 0.15434 | 10,431 | 0.03345 | 67,583 | 311,838 | 0.84294 | 990,690 | 14.7 |
| **70** | 0.16028 | 9,160 | 0.03485 | 57,152 | 262,860 | 0.79073 | 678,852 | 11.9 |
| **75** | 0.26762 | 12,843 | 0.06179 | 47,992 | 207,851 | 0.50035 [c] | 415,992 | 8.7 |
| **80+** | 1.00000 | 35,148 | 0.16887 | 35,148 | 208,141 | - | 208,141 | 5.9 |
| **Perempuan** *Female* | | | | | | | | |
| **0** | 0.00513 | 513 | 0.00516 | 100,000 | 99,520 | 0.99440 [a] | 7,591,650 | 75.9 |
| **1** | 0.00108 | 107 | 0.00027 | 99,487 | 397,682 | 0.99910 [b] | 7,492,129 | 75.3 |
| **5** | 0.00059 | 59 | 0.00012 | 99,380 | 496,753 | 0.99880 | 7,094,448 | 71.4 |
| **10** | 0.00181 | 180 | 0.00036 | 99,321 | 496,157 | 0.99819 | 6,597,695 | 66.4 |
| **15** | 0.00180 | 179 | 0.00036 | 99,142 | 495,261 | 0.99835 | 6,101,538 | 61.5 |
| **20** | 0.00150 | 148 | 0.00030 | 98,963 | 494,443 | 0.99756 | 5,606,277 | 56.7 |
| **25** | 0.00339 | 335 | 0.00068 | 98,815 | 493,237 | 0.99608 | 5,111,834 | 51.7 |
| **30** | 0.00446 | 440 | 0.00089 | 98,480 | 491,301 | 0.99423 | 4,618,597 | 46.9 |
| **35** | 0.00707 | 693 | 0.00142 | 98,040 | 488,468 | 0.99036 | 4,127,296 | 42.1 |
| **40** | 0.01222 | 1,189 | 0.00246 | 97,347 | 483,762 | 0.98432 | 3,638,827 | 37.4 |
| **45** | 0.01919 | 1,846 | 0.00388 | 96,158 | 476,175 | 0.97348 | 3,155,065 | 32.8 |
| **50** | 0.03399 | 3,206 | 0.00692 | 94,312 | 463,547 | 0.96042 | 2,678,891 | 28.4 |
| **55** | 0.04537 | 4,133 | 0.00928 | 91,107 | 445,200 | 0.94616 | 2,215,344 | 24.3 |
| **60** | 0.06271 | 5,454 | 0.01295 | 86,973 | 421,231 | 0.92077 | 1,770,144 | 20.4 |
| **65** | 0.09685 | 7,895 | 0.02036 | 81,519 | 387,859 | 0.88163 | 1,348,913 | 16.5 |
| **70** | 0.14219 | 10,469 | 0.03062 | 73,624 | 341,949 | 0.82359 | 961,054 | 13.1 |
| **75** | 0.21630 | 13,660 | 0.04851 | 63,155 | 281,626 | 0.54511 [c] | 619,105 | 9.8 |
| **80+** | 1.00000 | 49,495 | 0.14666 | 49,495 | 337,479 | - | 337,479 | 6.8 |

**Nota:** *Notes:*

[a] **Daripada umur 0 hingga kumpulan umur 1-4**
*From age of 0 to age group 1-4*

[b] **Daripada umur 0, kumpulan umur 1-4 hingga kumpulan umur 5-9**
*From age of 0, age group 1-4 to age group 5-9*

[c] **Daripada umur 75 hingga 80+**
*From age of 75 to 80+*

[p] **Permulaan**
*Preliminary*

**Jadual 4.10.4: Jadual hayat ringkas mengikut jantina dan umur, Sandakan, Sabah, 2025[p]**
*Table 4.10.4: Abridged life table by sex and age, Sandakan, Sabah, 2025 [p]*

| **Umur** *Age* | **Kebarangkalian mati di antara umur x dan umur x+n** *Probability of dying between age x and age x+n* | **Bilangan kematian di antara umur x dan umur x+n** *Number of deaths between age x and age x+n* | **Kadar tengah mortaliti di antara umur x dan umur x+n** *Central mortality rate between age x and age x+n* | **Penakat (orang yang masih hidup) pada umur tepat x** *Survivors at exact age x* | **Bilangan orang hidup-tahun di antara umur x dan umur x+n** *Number of person-years lived between age x and age x+n* | **Nisbah ketakatan** *Survival ratio* | **Jumlah bilangan orang hidup-tahun selepas umur tepat x** *Total number of person-years lived after exact age x* | **Jangkaan hayat** *Life expectancy* |
|---|---|---|---|---|---|---|---|---|
| **x** | $_nq_x$ | $_nd_x$ | $_nm_x$ | $l_x$ | $_nL_x$ | $_nS_x$ | $T_x$ | $e_x$ |
| **Lelaki dan Perempuan** *Both sexes* | | | | | | | | |
| **0** | 0.00672 | 672 | 0.00676 | 100,000 | 99,375 | 0.99255 [a] | 7,735,048 | 77.4 |
| **1** | 0.00167 | 166 | 0.00042 | 99,328 | 396,899 | 0.99868 [b] | 7,635,673 | 76.9 |
| **5** | 0.00078 | 77 | 0.00016 | 99,162 | 495,616 | 0.99887 | 7,238,774 | 73.0 |
| **10** | 0.00149 | 147 | 0.00030 | 99,085 | 495,055 | 0.99860 | 6,743,158 | 68.1 |
| **15** | 0.00131 | 130 | 0.00026 | 98,938 | 494,363 | 0.99864 | 6,248,103 | 63.2 |
| **20** | 0.00141 | 139 | 0.00028 | 98,808 | 493,690 | 0.99851 | 5,753,740 | 58.2 |
| **25** | 0.00158 | 156 | 0.00032 | 98,669 | 492,953 | 0.99733 | 5,260,050 | 53.3 |
| **30** | 0.00376 | 371 | 0.00075 | 98,513 | 491,638 | 0.99543 | 4,767,096 | 48.4 |
| **35** | 0.00538 | 528 | 0.00108 | 98,142 | 489,392 | 0.99290 | 4,275,458 | 43.6 |
| **40** | 0.00882 | 861 | 0.00177 | 97,614 | 485,919 | 0.98726 | 3,786,066 | 38.8 |
| **45** | 0.01669 | 1,615 | 0.00337 | 96,753 | 479,728 | 0.97880 | 3,300,147 | 34.1 |
| **50** | 0.02578 | 2,453 | 0.00522 | 95,138 | 469,559 | 0.96549 | 2,820,419 | 29.6 |
| **55** | 0.04348 | 4,030 | 0.00889 | 92,685 | 453,352 | 0.94593 | 2,350,860 | 25.4 |
| **60** | 0.06515 | 5,776 | 0.01347 | 88,655 | 428,838 | 0.92803 | 1,897,508 | 21.4 |
| **65** | 0.07926 | 6,569 | 0.01651 | 82,880 | 397,975 | 0.90449 | 1,468,670 | 17.7 |
| **70** | 0.11315 | 8,635 | 0.02399 | 76,311 | 359,966 | 0.85733 | 1,070,695 | 14.0 |
| **75** | 0.17595 | 11,907 | 0.03858 | 67,676 | 308,610 | 0.56578 [c] | 710,729 | 10.5 |
| **80+** | 1.00000 | 55,768 | 0.13869 | 55,768 | 402,119 | - | 402,119 | 7.2 |
| **Lelaki** *Male* | | | | | | | | |
| **0** | 0.00921 | 921 | 0.00928 | 100,000 | 99,143 | 0.98992 [a] | 7,550,021 | 75.5 |
| **1** | 0.00213 | 212 | 0.00053 | 99,079 | 395,816 | 0.99818 [b] | 7,450,878 | 75.2 |
| **5** | 0.00115 | 114 | 0.00023 | 98,868 | 494,055 | 0.99854 | 7,055,063 | 71.4 |
| **10** | 0.00176 | 174 | 0.00035 | 98,754 | 493,335 | 0.99837 | 6,561,007 | 66.4 |
| **15** | 0.00149 | 147 | 0.00030 | 98,580 | 492,532 | 0.99823 | 6,067,672 | 61.6 |
| **20** | 0.00205 | 202 | 0.00041 | 98,433 | 491,660 | 0.99788 | 5,575,140 | 56.6 |
| **25** | 0.00218 | 215 | 0.00044 | 98,231 | 490,619 | 0.99689 | 5,083,480 | 51.8 |
| **30** | 0.00403 | 395 | 0.00081 | 98,016 | 489,095 | 0.99470 | 4,592,861 | 46.9 |
| **35** | 0.00658 | 643 | 0.00132 | 97,622 | 486,501 | 0.99121 | 4,103,766 | 42.0 |
| **40** | 0.01101 | 1,068 | 0.00221 | 96,979 | 482,225 | 0.98384 | 3,617,266 | 37.3 |
| **45** | 0.02138 | 2,050 | 0.00432 | 95,911 | 474,430 | 0.97365 | 3,135,041 | 32.7 |
| **50** | 0.03143 | 2,950 | 0.00639 | 93,861 | 461,929 | 0.95908 | 2,660,611 | 28.3 |
| **55** | 0.05071 | 4,610 | 0.01041 | 90,911 | 443,028 | 0.93554 | 2,198,682 | 24.2 |
| **60** | 0.07895 | 6,813 | 0.01644 | 86,301 | 414,470 | 0.91513 | 1,755,653 | 20.3 |
| **65** | 0.09130 | 7,257 | 0.01913 | 79,488 | 379,295 | 0.88948 | 1,341,183 | 16.9 |
| **70** | 0.13166 | 9,510 | 0.02819 | 72,230 | 337,377 | 0.83540 | 961,889 | 13.3 |
| **75** | 0.20254 | 12,703 | 0.04507 | 62,720 | 281,843 | 0.54870 [c] | 624,512 | 10.0 |
| **80+** | 1.00000 | 50,017 | 0.14596 | 50,017 | 342,669 | - | 342,669 | 6.9 |
| **Perempuan** *Female* | | | | | | | | |
| **0** | 0.00400 | 400 | 0.00402 | 100,000 | 99,625 | 0.99547 [a] | 7,952,079 | 79.5 |
| **1** | 0.00117 | 116 | 0.00029 | 99,600 | 398,111 | 0.99918 [b] | 7,852,454 | 78.8 |
| **5** | 0.00036 | 36 | 0.00007 | 99,484 | 497,328 | 0.99922 | 7,454,343 | 74.9 |
| **10** | 0.00119 | 118 | 0.00024 | 99,447 | 496,942 | 0.99884 | 6,957,015 | 70.0 |
| **15** | 0.00113 | 112 | 0.00023 | 99,329 | 496,366 | 0.99908 | 6,460,073 | 65.0 |
| **20** | 0.00071 | 70 | 0.00014 | 99,217 | 495,910 | 0.99918 | 5,963,707 | 60.1 |
| **25** | 0.00094 | 93 | 0.00019 | 99,147 | 495,501 | 0.99780 | 5,467,797 | 55.1 |
| **30** | 0.00346 | 343 | 0.00069 | 99,054 | 494,411 | 0.99622 | 4,972,296 | 50.2 |
| **35** | 0.00410 | 405 | 0.00082 | 98,711 | 492,542 | 0.99474 | 4,477,885 | 45.4 |
| **40** | 0.00643 | 632 | 0.00129 | 98,306 | 489,951 | 0.99104 | 3,985,343 | 40.5 |
| **45** | 0.01152 | 1,125 | 0.00232 | 97,674 | 485,558 | 0.98447 | 3,495,393 | 35.8 |
| **50** | 0.01958 | 1,891 | 0.00395 | 96,549 | 478,020 | 0.97247 | 3,009,834 | 31.2 |
| **55** | 0.03563 | 3,373 | 0.00726 | 94,659 | 464,860 | 0.95749 | 2,531,815 | 26.7 |
| **60** | 0.04965 | 4,532 | 0.01018 | 91,286 | 445,098 | 0.94253 | 2,066,954 | 22.6 |
| **65** | 0.06571 | 5,700 | 0.01359 | 86,754 | 419,517 | 0.92105 | 1,621,856 | 18.7 |
| **70** | 0.09312 | 7,548 | 0.01953 | 81,053 | 386,396 | 0.87949 | 1,202,340 | 14.8 |
| **75** | 0.15072 | 11,078 | 0.03260 | 73,506 | 339,831 | 0.58351 [c] | 815,943 | 11.1 |
| **80+** | 1.00000 | 62,427 | 0.13112 | 62,427 | 476,112 | - | 476,112 | 7.6 |

**Nota:** *Notes:*
[a] **Daripada umur 0 hingga kumpulan umur 1-4**
*From age of 0 to age group 1-4*
[b] **Daripada umur 0, kumpulan umur 1-4 hingga kumpulan umur 5-9**
*From age of 0, age group 1-4 to age group 5-9*
[c] **Daripada umur 75 hingga 80+**
*From age of 75 to 80+*
[p] **Permulaan**
*Preliminary*

**Jadual 4.10.5: Jadual hayat ringkas mengikut jantina dan umur, Kinabatangan, Sabah, 2025[P]**

*Table 4.10.5: Abridged life table by sex and age, Kinabatangan, Sabah, 2025 [P]*

| **Umur** *Age* | **Kebarangkalian mati di antara umur x dan umur x+n** *Probability of dying between age x and age x+n* | **Bilangan kematian di antara umur x dan umur x+n** *Number of deaths between age x and age x+n* | **Kadar tengah mortaliti di antara umur x dan umur x+n** *Central mortality rate between age x and age x+n* | **Penakat (orang yang masih hidup) pada umur tepat x** *Survivors at exact age x* | **Bilangan orang hidup-tahun di antara umur x dan umur x+n** *Number of person-years lived between age x and age x+n* | **Nisbah ketakatan** *Survival ratio* | **Jumlah bilangan orang hidup-tahun selepas umur tepat x** *Total number of person-years lived after exact age x* | **Jangkaan hayat** *Life expectancy* |
|---|---|---|---|---|---|---|---|---|
| **x** | $_nq_x$ | $_nd_x$ | $_nm_x$ | $l_x$ | $_nL_x$ | $_nS_x$ | $T_x$ | $e_x$ |
| **Lelaki dan Perempuan** *Both sexes* | | | | | | | | |
| **0** | 0.01341 | 1,341 | 0.01357 | 100,000 | 98,780 | 0.98603 [a] | 7,810,383 | 78.1 |
| **1** | 0.00164 | 162 | 0.00041 | 98,659 | 394,233 | 0.99860 [b] | 7,711,603 | 78.2 |
| **5** | 0.00067 | 66 | 0.00013 | 98,498 | 492,323 | 0.99953 | 7,317,370 | 74.3 |
| **10** | 0.00028 | 27 | 0.00006 | 98,432 | 492,089 | 0.99920 | 6,825,047 | 69.3 |
| **15** | 0.00133 | 131 | 0.00027 | 98,404 | 491,693 | 0.99892 | 6,332,958 | 64.4 |
| **20** | 0.00083 | 82 | 0.00017 | 98,273 | 491,162 | 0.99886 | 5,841,265 | 59.4 |
| **25** | 0.00144 | 142 | 0.00029 | 98,191 | 490,603 | 0.99826 | 5,350,103 | 54.5 |
| **30** | 0.00203 | 199 | 0.00041 | 98,050 | 489,752 | 0.99733 | 4,859,500 | 49.6 |
| **35** | 0.00331 | 324 | 0.00066 | 97,851 | 488,444 | 0.99549 | 4,369,748 | 44.7 |
| **40** | 0.00572 | 557 | 0.00115 | 97,527 | 486,239 | 0.99182 | 3,881,304 | 39.8 |
| **45** | 0.01065 | 1,033 | 0.00214 | 96,969 | 482,264 | 0.98719 | 3,395,064 | 35.0 |
| **50** | 0.01499 | 1,438 | 0.00302 | 95,937 | 476,088 | 0.97689 | 2,912,800 | 30.4 |
| **55** | 0.03135 | 2,963 | 0.00637 | 94,499 | 465,086 | 0.96413 | 2,436,713 | 25.8 |
| **60** | 0.04053 | 3,710 | 0.00827 | 91,536 | 448,403 | 0.95476 | 1,971,627 | 21.5 |
| **65** | 0.05014 | 4,404 | 0.01029 | 87,826 | 428,119 | 0.90814 | 1,523,224 | 17.3 |
| **70** | 0.13579 | 11,328 | 0.02914 | 83,422 | 388,790 | 0.81461 | 1,095,104 | 13.1 |
| **75** | 0.24279 | 17,504 | 0.05527 | 72,094 | 316,710 | 0.55160 [c] | 706,314 | 9.8 |
| **80+** | 1.00000 | 54,590 | 0.14012 | 54,590 | 389,604 | - | 389,604 | 7.1 |
| **Lelaki** *Male* | | | | | | | | |
| **0** | 0.01194 | 1,194 | 0.01207 | 100,000 | 98,898 | 0.98773 [a] | 7,791,381 | 77.9 |
| **1** | 0.00109 | 108 | 0.00027 | 98,806 | 394,966 | 0.99873 [b] | 7,692,483 | 77.9 |
| **5** | 0.00103 | 101 | 0.00021 | 98,698 | 493,237 | 0.99935 | 7,297,516 | 73.9 |
| **10** | 0.00027 | 26 | 0.00005 | 98,597 | 492,918 | 0.99943 | 6,804,280 | 69.0 |
| **15** | 0.00087 | 86 | 0.00017 | 98,570 | 492,637 | 0.99908 | 6,311,362 | 64.0 |
| **20** | 0.00096 | 95 | 0.00019 | 98,484 | 492,185 | 0.99884 | 5,818,725 | 59.1 |
| **25** | 0.00136 | 133 | 0.00027 | 98,390 | 491,614 | 0.99781 | 5,326,540 | 54.1 |
| **30** | 0.00302 | 297 | 0.00061 | 98,256 | 490,539 | 0.99699 | 4,834,926 | 49.2 |
| **35** | 0.00299 | 293 | 0.00060 | 97,959 | 489,064 | 0.99449 | 4,344,387 | 44.3 |
| **40** | 0.00804 | 786 | 0.00162 | 97,666 | 486,367 | 0.98953 | 3,855,323 | 39.5 |
| **45** | 0.01292 | 1,251 | 0.00260 | 96,881 | 481,275 | 0.98784 | 3,368,956 | 34.8 |
| **50** | 0.01140 | 1,090 | 0.00229 | 95,629 | 475,422 | 0.97737 | 2,887,681 | 30.2 |
| **55** | 0.03399 | 3,213 | 0.00692 | 94,540 | 464,664 | 0.95909 | 2,412,259 | 25.5 |
| **60** | 0.04808 | 4,391 | 0.00985 | 91,326 | 445,652 | 0.94511 | 1,947,595 | 21.3 |
| **65** | 0.06203 | 5,393 | 0.01280 | 86,935 | 421,192 | 0.90648 | 1,501,943 | 17.3 |
| **70** | 0.12709 | 10,363 | 0.02714 | 81,542 | 381,802 | 0.82097 | 1,080,751 | 13.3 |
| **75** | 0.23853 | 16,978 | 0.05417 | 71,179 | 313,448 | 0.55154 [c] | 698,949 | 9.8 |
| **80+** | 1.00000 | 54,200 | 0.14060 | 54,200 | 385,501 | - | 385,501 | 7.1 |
| **Perempuan** *Female* | | | | | | | | |
| **0** | 0.01499 | 1,499 | 0.01520 | 100,000 | 98,643 | 0.98417 [a] | 7,833,064 | 78.3 |
| **1** | 0.00229 | 225 | 0.00057 | 98,501 | 393,441 | 0.99843 [b] | 7,734,421 | 78.5 |
| **5** | 0.00028 | 28 | 0.00006 | 98,276 | 491,309 | 0.99971 | 7,340,980 | 74.7 |
| **10** | 0.00029 | 29 | 0.00006 | 98,248 | 491,169 | 0.99891 | 6,849,671 | 69.7 |
| **15** | 0.00188 | 185 | 0.00038 | 98,220 | 490,635 | 0.99872 | 6,358,502 | 64.7 |
| **20** | 0.00067 | 66 | 0.00013 | 98,035 | 490,009 | 0.99889 | 5,867,866 | 59.9 |
| **25** | 0.00155 | 152 | 0.00031 | 97,969 | 489,464 | 0.99881 | 5,377,858 | 54.9 |
| **30** | 0.00082 | 80 | 0.00016 | 97,817 | 488,884 | 0.99775 | 4,888,393 | 50.0 |
| **35** | 0.00369 | 360 | 0.00074 | 97,737 | 487,783 | 0.99683 | 4,399,509 | 45.0 |
| **40** | 0.00265 | 258 | 0.00053 | 97,377 | 486,238 | 0.99489 | 3,911,726 | 40.2 |
| **45** | 0.00758 | 736 | 0.00152 | 97,119 | 483,753 | 0.98638 | 3,425,488 | 35.3 |
| **50** | 0.01971 | 1,900 | 0.00398 | 96,382 | 477,163 | 0.97607 | 2,941,736 | 30.5 |
| **55** | 0.02823 | 2,667 | 0.00573 | 94,483 | 465,746 | 0.97013 | 2,464,573 | 26.1 |
| **60** | 0.03157 | 2,899 | 0.00642 | 91,816 | 451,833 | 0.96597 | 1,998,827 | 21.8 |
| **65** | 0.03657 | 3,252 | 0.00745 | 88,917 | 436,457 | 0.90934 | 1,546,994 | 17.4 |
| **70** | 0.14681 | 12,577 | 0.03169 | 85,666 | 396,887 | 0.80659 | 1,110,537 | 13.0 |
| **75** | 0.24803 | 18,128 | 0.05663 | 73,089 | 320,125 | 0.55143 [c] | 713,650 | 9.8 |
| **80+** | 1.00000 | 54,961 | 0.13966 | 54,961 | 393,524 | - | 393,524 | 7.2 |

**Nota:** *Notes:*

[a] **Daripada umur 0 hingga kumpulan umur 1-4**
*From age of 0 to age group 1-4*

[b] **Daripada umur 0, kumpulan umur 1-4 hingga kumpulan umur 5-9**
*From age of 0, age group 1-4 to age group 5-9*

[c] **Daripada umur 75 hingga 80+**
*From age of 75 to 80+*

[P] **Permulaan**
*Preliminary*

**Jadual 4.10.6: Jadual hayat ringkas mengikut jantina dan umur, Beluran, Sabah, 2025[p]**

*Table 4.10.6: Abridged life table by sex and age, Beluran, Sabah, 2025 [p]*

| **Umur** *Age* | **Kebarangkalian mati di antara umur x dan umur x+n** *Probability of dying between age x and age x+n* | **Bilangan kematian di antara umur x dan umur x+n** *Number of deaths between age x and age x+n* | **Kadar tengah mortaliti di antara umur x dan umur x+n** *Central mortality rate between age x and age x+n* | **Penakat (orang yang masih hidup) pada umur tepat x** *Survivors at exact age x* | **Bilangan orang hidup-tahun di antara umur x dan umur x+n** *Number of person-years lived between age x and age x+n* | **Nisbah ketakatan** *Survival ratio* | **Jumlah bilangan orang hidup-tahun selepas umur tepat x** *Total number of person-years lived after exact age x* | **Jangkaan hayat** *Life expectancy* |
|---|---|---|---|---|---|---|---|---|
| **x** | $_nq_x$ | $_nd_x$ | $_nm_x$ | $l_x$ | $_nL_x$ | $_nS_x$ | $T_x$ | $e_x$ |
| **Lelaki dan Perempuan** *Both sexes* | | | | | | | | |
| **0** | 0.01245 | 1,245 | 0.01260 | 100,000 | 98,863 | 0.98692 [a] | 7,361,576 | 73.6 |
| **1** | 0.00171 | 169 | 0.00043 | 98,755 | 394,597 | 0.99871 [b] | 7,262,712 | 73.5 |
| **5** | 0.00044 | 43 | 0.00009 | 98,586 | 492,822 | 0.99841 | 6,868,115 | 69.7 |
| **10** | 0.00274 | 270 | 0.00055 | 98,543 | 492,040 | 0.99747 | 6,375,293 | 64.7 |
| **15** | 0.00232 | 228 | 0.00046 | 98,273 | 490,795 | 0.99760 | 5,883,253 | 59.9 |
| **20** | 0.00247 | 243 | 0.00050 | 98,045 | 489,618 | 0.99710 | 5,392,457 | 55.0 |
| **25** | 0.00333 | 326 | 0.00067 | 97,802 | 488,197 | 0.99672 | 4,902,839 | 50.1 |
| **30** | 0.00322 | 314 | 0.00064 | 97,476 | 486,598 | 0.99511 | 4,414,642 | 45.3 |
| **35** | 0.00657 | 638 | 0.00132 | 97,163 | 484,218 | 0.98937 | 3,928,043 | 40.4 |
| **40** | 0.01473 | 1,421 | 0.00297 | 96,524 | 479,068 | 0.97945 | 3,443,826 | 35.7 |
| **45** | 0.02646 | 2,516 | 0.00536 | 95,103 | 469,224 | 0.96614 | 2,964,757 | 31.2 |
| **50** | 0.04145 | 3,838 | 0.00847 | 92,587 | 453,338 | 0.95001 | 2,495,533 | 27.0 |
| **55** | 0.05890 | 5,227 | 0.01214 | 88,749 | 430,675 | 0.92610 | 2,042,196 | 23.0 |
| **60** | 0.08985 | 7,505 | 0.01882 | 83,522 | 398,846 | 0.91119 | 1,611,520 | 19.3 |
| **65** | 0.08766 | 6,664 | 0.01834 | 76,017 | 363,426 | 0.87647 | 1,212,674 | 16.0 |
| **70** | 0.16284 | 11,294 | 0.03546 | 69,353 | 318,533 | 0.79474 | 849,248 | 12.2 |
| **75** | 0.25593 | 14,859 | 0.05870 | 58,060 | 253,151 | 0.52300 [c] | 530,716 | 9.1 |
| **80+** | 1.00000 | 43,201 | 0.15564 | 43,201 | 277,565 | - | 277,565 | 6.4 |
| **Lelaki** *Male* | | | | | | | | |
| **0** | 0.01067 | 1,067 | 0.01078 | 100,000 | 99,011 | 0.98893 [a] | 7,248,449 | 72.5 |
| **1** | 0.00118 | 117 | 0.00030 | 98,933 | 395,453 | 0.99922 [b] | 7,149,438 | 72.3 |
| **5** | 0.00000 | - | 0.00000 | 98,816 | 494,080 | 0.99800 | 6,753,984 | 68.3 |
| **10** | 0.00400 | 395 | 0.00080 | 98,816 | 493,092 | 0.99653 | 6,259,904 | 63.3 |
| **15** | 0.00294 | 289 | 0.00059 | 98,421 | 491,381 | 0.99695 | 5,766,812 | 58.6 |
| **20** | 0.00315 | 309 | 0.00063 | 98,131 | 489,884 | 0.99670 | 5,275,431 | 53.8 |
| **25** | 0.00345 | 337 | 0.00069 | 97,822 | 488,267 | 0.99641 | 4,785,547 | 48.9 |
| **30** | 0.00374 | 364 | 0.00075 | 97,485 | 486,514 | 0.99432 | 4,297,280 | 44.1 |
| **35** | 0.00764 | 742 | 0.00153 | 97,121 | 483,749 | 0.98934 | 3,810,766 | 39.2 |
| **40** | 0.01372 | 1,322 | 0.00276 | 96,379 | 478,590 | 0.97749 | 3,327,017 | 34.5 |
| **45** | 0.03142 | 2,986 | 0.00638 | 95,057 | 467,819 | 0.95468 | 2,848,427 | 30.0 |
| **50** | 0.05967 | 5,493 | 0.01230 | 92,071 | 446,620 | 0.93261 | 2,380,608 | 25.9 |
| **55** | 0.07561 | 6,546 | 0.01572 | 86,577 | 416,522 | 0.91628 | 1,933,988 | 22.3 |
| **60** | 0.09250 | 7,403 | 0.01940 | 80,031 | 381,650 | 0.90885 | 1,517,466 | 19.0 |
| **65** | 0.08967 | 6,512 | 0.01878 | 72,629 | 346,863 | 0.87366 | 1,135,815 | 15.6 |
| **70** | 0.16663 | 11,017 | 0.03636 | 66,116 | 303,039 | 0.78393 | 788,953 | 11.9 |
| **75** | 0.27539 | 15,174 | 0.06387 | 55,099 | 237,562 | 0.51110 [c] | 485,914 | 8.8 |
| **80+** | 1.00000 | 39,926 | 0.16076 | 39,926 | 248,352 | - | 248,352 | 6.2 |
| **Perempuan** *Female* | | | | | | | | |
| **0** | 0.01459 | 1,459 | 0.01478 | 100,000 | 98,678 | 0.98454 [a] | 7,497,215 | 75.0 |
| **1** | 0.00233 | 230 | 0.00058 | 98,541 | 393,591 | 0.99806 [b] | 7,398,536 | 75.1 |
| **5** | 0.00099 | 97 | 0.00020 | 98,311 | 491,314 | 0.99890 | 7,004,945 | 71.3 |
| **10** | 0.00121 | 119 | 0.00024 | 98,214 | 490,773 | 0.99861 | 6,513,631 | 66.3 |
| **15** | 0.00158 | 155 | 0.00032 | 98,095 | 490,089 | 0.99837 | 6,022,858 | 61.4 |
| **20** | 0.00168 | 165 | 0.00034 | 97,941 | 489,292 | 0.99756 | 5,532,769 | 56.5 |
| **25** | 0.00319 | 312 | 0.00064 | 97,776 | 488,100 | 0.99712 | 5,043,477 | 51.6 |
| **30** | 0.00257 | 250 | 0.00051 | 97,464 | 486,694 | 0.99604 | 4,555,378 | 46.7 |
| **35** | 0.00535 | 520 | 0.00107 | 97,214 | 484,769 | 0.98939 | 4,068,683 | 41.9 |
| **40** | 0.01589 | 1,537 | 0.00320 | 96,694 | 479,626 | 0.98175 | 3,583,915 | 37.1 |
| **45** | 0.02065 | 1,965 | 0.00417 | 95,157 | 470,872 | 0.97940 | 3,104,289 | 32.6 |
| **50** | 0.02055 | 1,915 | 0.00415 | 93,192 | 461,171 | 0.96930 | 2,633,417 | 28.3 |
| **55** | 0.04106 | 3,748 | 0.00838 | 91,277 | 447,015 | 0.93643 | 2,172,246 | 23.8 |
| **60** | 0.08705 | 7,620 | 0.01820 | 87,529 | 418,597 | 0.91380 | 1,725,231 | 19.7 |
| **65** | 0.08527 | 6,814 | 0.01781 | 79,910 | 382,512 | 0.88007 | 1,306,634 | 16.4 |
| **70** | 0.15782 | 11,536 | 0.03427 | 73,095 | 336,637 | 0.80801 | 924,122 | 12.6 |
| **75** | 0.23256 | 14,316 | 0.05263 | 61,560 | 272,007 | 0.53700 [c] | 587,485 | 9.5 |
| **80+** | 1.00000 | 47,243 | 0.14975 | 47,243 | 315,477 | - | 315,477 | 6.7 |

**Nota:** *Notes:*

[a] **Daripada umur 0 hingga kumpulan umur 1-4**
*From age of 0 to age group 1-4*

[b] **Daripada umur 0, kumpulan umur 1-4 hingga kumpulan umur 5-9**
*From age of 0, age group 1-4 to age group 5-9*

[c] **Daripada umur 75 hingga 80+**
*From age of 75 to 80+*

[p] **Permulaan**
*Preliminary*

**Jadual 4.10.7: Jadual hayat ringkas mengikut jantina dan umur, Kota Kinabalu, Sabah, 2025[p]**

*Table 4.10.7: Abridged life table by sex and age, Kota Kinabalu, Sabah, 2025 [p]*

| **Umur** *Age* | **Kebarangkalian mati di antara umur x dan umur x+n** *Probability of dying between age x and age x+n* | **Bilangan kematian di antara umur x dan umur x+n** *Number of deaths between age x and age x+n* | **Kadar tengah mortaliti di antara umur x dan umur x+n** *Central mortality rate between age x and age x+n* | **Penakat (orang yang masih hidup) pada umur tepat x** *Survivors at exact age x* | **Bilangan orang hidup-tahun di antara umur x dan umur x+n** *Number of person-years lived between age x and age x+n* | **Nisbah ketakatan** *Survival ratio* | **Jumlah bilangan orang hidup-tahun selepas umur tepat x** *Total number of person-years lived after exact age x* | **Jangkaan hayat** *Life expectancy* |
|---|---|---|---|---|---|---|---|---|
| **x** | $_nq_x$ | $_nd_x$ | $_nm_x$ | $l_x$ | $_nL_x$ | $_nS_x$ | $T_x$ | $e_x$ |
| **Lelaki dan Perempuan** *Both sexes* | | | | | | | | |
| **0** | 0.01101 | 1,101 | 0.01112 | 100,000 | 98,990 | 0.98816 [a] | 7,749,394 | 77.5 |
| **1** | 0.00206 | 204 | 0.00052 | 98,899 | 395,087 | 0.99850 [b] | 7,650,404 | 77.4 |
| **5** | 0.00056 | 55 | 0.00011 | 98,695 | 493,338 | 0.99887 | 7,255,317 | 73.5 |
| **10** | 0.00170 | 168 | 0.00034 | 98,640 | 492,782 | 0.99795 | 6,761,978 | 68.6 |
| **15** | 0.00240 | 236 | 0.00048 | 98,473 | 491,773 | 0.99785 | 6,269,196 | 63.7 |
| **20** | 0.00189 | 186 | 0.00038 | 98,237 | 490,718 | 0.99782 | 5,777,423 | 58.8 |
| **25** | 0.00247 | 242 | 0.00049 | 98,051 | 489,648 | 0.99678 | 5,286,705 | 53.9 |
| **30** | 0.00398 | 389 | 0.00080 | 97,809 | 488,070 | 0.99545 | 4,797,057 | 49.0 |
| **35** | 0.00512 | 499 | 0.00103 | 97,420 | 485,851 | 0.99303 | 4,308,986 | 44.2 |
| **40** | 0.00883 | 856 | 0.00177 | 96,921 | 482,464 | 0.98763 | 3,823,136 | 39.4 |
| **45** | 0.01594 | 1,531 | 0.00321 | 96,065 | 476,496 | 0.98022 | 3,340,672 | 34.8 |
| **50** | 0.02368 | 2,239 | 0.00479 | 94,534 | 467,071 | 0.96811 | 2,864,176 | 30.3 |
| **55** | 0.04030 | 3,720 | 0.00823 | 92,295 | 452,174 | 0.94861 | 2,397,105 | 26.0 |
| **60** | 0.06294 | 5,575 | 0.01300 | 88,575 | 428,937 | 0.93318 | 1,944,931 | 22.0 |
| **65** | 0.07096 | 5,890 | 0.01471 | 83,000 | 400,274 | 0.91766 | 1,515,994 | 18.3 |
| **70** | 0.09460 | 7,294 | 0.01986 | 77,110 | 367,314 | 0.87123 | 1,115,720 | 14.5 |
| **75** | 0.16651 | 11,625 | 0.03633 | 69,816 | 320,015 | 0.57240 [c] | 748,406 | 10.7 |
| **80+** | 1.00000 | 58,190 | 0.13583 | 58,190 | 428,392 | - | 428,392 | 7.4 |
| **Lelaki** *Male* | | | | | | | | |
| **0** | 0.01162 | 1,162 | 0.01175 | 100,000 | 98,926 | 0.98718 [a] | 7,521,207 | 75.2 |
| **1** | 0.00292 | 289 | 0.00073 | 98,838 | 394,663 | 0.99793 [b] | 7,422,281 | 75.1 |
| **5** | 0.00072 | 71 | 0.00014 | 98,549 | 492,567 | 0.99840 | 7,027,617 | 71.3 |
| **10** | 0.00248 | 244 | 0.00050 | 98,478 | 491,779 | 0.99742 | 6,535,051 | 66.4 |
| **15** | 0.00269 | 264 | 0.00054 | 98,234 | 490,509 | 0.99773 | 6,043,272 | 61.5 |
| **20** | 0.00185 | 181 | 0.00037 | 97,970 | 489,395 | 0.99752 | 5,552,763 | 56.7 |
| **25** | 0.00312 | 305 | 0.00062 | 97,789 | 488,181 | 0.99584 | 5,063,368 | 51.8 |
| **30** | 0.00521 | 508 | 0.00104 | 97,484 | 486,149 | 0.99411 | 4,575,187 | 46.9 |
| **35** | 0.00658 | 638 | 0.00132 | 96,976 | 483,284 | 0.99087 | 4,089,037 | 42.2 |
| **40** | 0.01169 | 1,127 | 0.00235 | 96,338 | 478,872 | 0.98472 | 3,605,753 | 37.4 |
| **45** | 0.01891 | 1,800 | 0.00382 | 95,211 | 471,554 | 0.97610 | 3,126,882 | 32.8 |
| **50** | 0.02899 | 2,708 | 0.00588 | 93,411 | 460,284 | 0.95890 | 2,655,328 | 28.4 |
| **55** | 0.05358 | 4,860 | 0.01101 | 90,703 | 441,365 | 0.93225 | 2,195,044 | 24.2 |
| **60** | 0.08272 | 7,101 | 0.01726 | 85,843 | 411,463 | 0.91341 | 1,753,679 | 20.4 |
| **65** | 0.09082 | 7,151 | 0.01903 | 78,742 | 375,834 | 0.89446 | 1,342,216 | 17.0 |
| **70** | 0.12174 | 8,716 | 0.02593 | 71,591 | 336,166 | 0.84272 | 966,382 | 13.5 |
| **75** | 0.19775 | 12,433 | 0.04389 | 62,875 | 283,294 | 0.55048 [c] | 630,216 | 10.0 |
| **80+** | 1.00000 | 50,442 | 0.14540 | 50,442 | 346,922 | - | 346,922 | 6.9 |
| **Perempuan** *Female* | | | | | | | | |
| **0** | 0.01037 | 1,037 | 0.01047 | 100,000 | 99,047 | 0.98922 [a] | 8,015,264 | 80.2 |
| **1** | 0.00117 | 116 | 0.00029 | 98,963 | 395,565 | 0.99905 [b] | 7,916,216 | 80.0 |
| **5** | 0.00038 | 38 | 0.00008 | 98,848 | 494,144 | 0.99936 | 7,520,652 | 76.1 |
| **10** | 0.00090 | 89 | 0.00018 | 98,810 | 493,827 | 0.99851 | 7,026,508 | 71.1 |
| **15** | 0.00208 | 205 | 0.00042 | 98,721 | 493,092 | 0.99799 | 6,532,681 | 66.2 |
| **20** | 0.00195 | 192 | 0.00039 | 98,516 | 492,100 | 0.99816 | 6,039,589 | 61.3 |
| **25** | 0.00174 | 171 | 0.00035 | 98,324 | 491,192 | 0.99781 | 5,547,489 | 56.4 |
| **30** | 0.00263 | 259 | 0.00053 | 98,153 | 490,117 | 0.99687 | 5,056,297 | 51.5 |
| **35** | 0.00364 | 356 | 0.00073 | 97,894 | 488,581 | 0.99527 | 4,566,180 | 46.6 |
| **40** | 0.00583 | 569 | 0.00117 | 97,538 | 486,270 | 0.99070 | 4,077,599 | 41.8 |
| **45** | 0.01280 | 1,241 | 0.00258 | 96,970 | 481,746 | 0.98457 | 3,591,329 | 37.0 |
| **50** | 0.01809 | 1,732 | 0.00365 | 95,729 | 474,314 | 0.97784 | 3,109,582 | 32.5 |
| **55** | 0.02631 | 2,473 | 0.00533 | 93,997 | 463,802 | 0.96618 | 2,635,269 | 28.0 |
| **60** | 0.04153 | 3,801 | 0.00848 | 91,524 | 448,118 | 0.95455 | 2,171,467 | 23.7 |
| **65** | 0.04953 | 4,345 | 0.01016 | 87,723 | 427,752 | 0.94184 | 1,723,349 | 19.6 |
| **70** | 0.06723 | 5,605 | 0.01391 | 83,378 | 402,876 | 0.89865 | 1,295,597 | 15.5 |
| **75** | 0.13794 | 10,728 | 0.02963 | 77,773 | 362,043 | 0.59445 [c] | 892,721 | 11.5 |
| **80+** | 1.00000 | 67,045 | 0.12634 | 67,045 | 530,678 | - | 530,678 | 7.9 |

**Nota:** *Notes:*

[a] **Daripada umur 0 hingga kumpulan umur 1-4**
*From age of 0 to age group 1-4*

[b] **Daripada umur 0, kumpulan umur 1-4 hingga kumpulan umur 5-9**
*From age of 0, age group 1-4 to age group 5-9*

[c] **Daripada umur 75 hingga 80+**
*From age of 75 to 80+*

[p] **Permulaan**
*Preliminary*

**Jadual 4.10.8: Jadual hayat ringkas mengikut jantina dan umur, Ranau, Sabah, 2025[p]**
*Table 4.10.8: Abridged life table by sex and age, Ranau, Sabah, 2025 [p]*

| **Umur** *Age* | **Kebarangkalian mati di antara umur x dan umur x+n** *Probability of dying between age x and age x+n* | **Bilangan kematian di antara umur x dan umur x+n** *Number of deaths between age x and age x+n* | **Kadar tengah mortaliti di antara umur x dan umur x+n** *Central mortality rate between age x and age x+n* | **Penakat (orang yang masih hidup) pada umur tepat x** *Survivors at exact age x* | **Bilangan orang hidup-tahun di antara umur x dan umur x+n** *Number of person-years lived between age x and age x+n* | **Nisbah ketakatan** *Survival ratio* | **Jumlah bilangan orang hidup-tahun selepas umur tepat x** *Total number of person-years lived after exact age x* | **Jangkaan hayat** *Life expectancy* |
|---|---|---|---|---|---|---|---|---|
| **x** | $_nq_x$ | $_nd_x$ | $_nm_x$ | $l_x$ | $_nL_x$ | $_nS_x$ | $T_x$ | $e_x$ |
| **Lelaki dan Perempuan** *Both sexes* | | | | | | | | |
| **0** | 0.01402 | 1,402 | 0.01420 | 100,000 | 98,727 | 0.98512 [a] | 7,066,844 | 70.7 |
| **1** | 0.00226 | 223 | 0.00057 | 98,598 | 393,834 | 0.99714 [b] | 6,968,117 | 70.7 |
| **5** | 0.00293 | 288 | 0.00059 | 98,375 | 491,153 | 0.99660 | 6,574,283 | 66.8 |
| **10** | 0.00386 | 379 | 0.00077 | 98,087 | 489,485 | 0.99632 | 6,083,130 | 62.0 |
| **15** | 0.00350 | 342 | 0.00070 | 97,708 | 487,682 | 0.99503 | 5,593,645 | 57.2 |
| **20** | 0.00643 | 626 | 0.00129 | 97,365 | 485,260 | 0.99364 | 5,105,963 | 52.4 |
| **25** | 0.00630 | 609 | 0.00126 | 96,739 | 482,172 | 0.99299 | 4,620,702 | 47.8 |
| **30** | 0.00773 | 743 | 0.00155 | 96,130 | 478,792 | 0.98932 | 4,138,530 | 43.1 |
| **35** | 0.01367 | 1,303 | 0.00275 | 95,387 | 473,676 | 0.98458 | 3,659,739 | 38.4 |
| **40** | 0.01721 | 1,619 | 0.00347 | 94,083 | 466,370 | 0.97732 | 3,186,063 | 33.9 |
| **45** | 0.02826 | 2,613 | 0.00573 | 92,464 | 455,790 | 0.96170 | 2,719,693 | 29.4 |
| **50** | 0.04863 | 4,370 | 0.00997 | 89,852 | 438,335 | 0.93751 | 2,263,903 | 25.2 |
| **55** | 0.07706 | 6,587 | 0.01603 | 85,482 | 410,943 | 0.89453 | 1,825,568 | 21.4 |
| **60** | 0.13625 | 10,750 | 0.02924 | 78,895 | 367,602 | 0.85673 | 1,414,625 | 17.9 |
| **65** | 0.15140 | 10,317 | 0.03276 | 68,146 | 314,936 | 0.86561 | 1,047,023 | 15.4 |
| **70** | 0.11435 | 6,613 | 0.02426 | 57,829 | 272,611 | 0.82203 | 732,087 | 12.7 |
| **75** | 0.24981 | 12,794 | 0.05709 | 51,216 | 224,093 | 0.51229 [c] | 459,476 | 9.0 |
| **80+** | 1.00000 | 38,421 | 0.16323 | 38,421 | 235,383 | - | 235,383 | 6.1 |
| **Lelaki** *Male* | | | | | | | | |
| **0** | 0.01591 | 1,591 | 0.01614 | 100,000 | 98,550 | 0.98343 [a] | 6,757,117 | 67.6 |
| **1** | 0.00200 | 196 | 0.00050 | 98,409 | 393,167 | 0.99633 [b] | 6,658,567 | 67.7 |
| **5** | 0.00469 | 460 | 0.00094 | 98,213 | 489,914 | 0.99563 | 6,265,401 | 63.8 |
| **10** | 0.00405 | 396 | 0.00081 | 97,753 | 487,772 | 0.99631 | 5,775,487 | 59.1 |
| **15** | 0.00331 | 323 | 0.00066 | 97,356 | 485,974 | 0.99353 | 5,287,715 | 54.3 |
| **20** | 0.00964 | 935 | 0.00194 | 97,034 | 482,830 | 0.99056 | 4,801,740 | 49.5 |
| **25** | 0.00924 | 888 | 0.00186 | 96,098 | 478,272 | 0.98924 | 4,318,911 | 44.9 |
| **30** | 0.01230 | 1,171 | 0.00247 | 95,211 | 473,127 | 0.98561 | 3,840,638 | 40.3 |
| **35** | 0.01650 | 1,552 | 0.00333 | 94,040 | 466,320 | 0.97920 | 3,367,512 | 35.8 |
| **40** | 0.02518 | 2,329 | 0.00510 | 92,488 | 456,618 | 0.96750 | 2,901,192 | 31.4 |
| **45** | 0.04001 | 3,608 | 0.00817 | 90,159 | 441,778 | 0.94996 | 2,444,574 | 27.1 |
| **50** | 0.06049 | 5,236 | 0.01248 | 86,552 | 419,670 | 0.90989 | 2,002,797 | 23.1 |
| **55** | 0.12164 | 9,891 | 0.02590 | 81,316 | 381,853 | 0.85739 | 1,583,127 | 19.5 |
| **60** | 0.16649 | 11,891 | 0.03632 | 71,425 | 327,396 | 0.83066 | 1,201,274 | 16.8 |
| **65** | 0.17276 | 10,285 | 0.03782 | 59,534 | 271,956 | 0.84808 | 873,878 | 14.7 |
| **70** | 0.12674 | 6,242 | 0.02706 | 49,249 | 230,640 | 0.81363 | 601,923 | 12.2 |
| **75** | 0.25465 | 10,952 | 0.05836 | 43,007 | 187,656 | 0.49457 [c] | 371,283 | 8.6 |
| **80+** | 1.00000 | 32,055 | 0.17457 | 32,055 | 183,627 | - | 183,627 | 5.7 |
| **Perempuan** *Female* | | | | | | | | |
| **0** | 0.01213 | 1,213 | 0.01226 | 100,000 | 98,892 | 0.98683 [a] | 7,424,776 | 74.2 |
| **1** | 0.00254 | 251 | 0.00064 | 98,787 | 394,522 | 0.99809 [b] | 7,325,884 | 74.2 |
| **5** | 0.00085 | 84 | 0.00017 | 98,536 | 492,470 | 0.99775 | 6,931,362 | 70.3 |
| **10** | 0.00365 | 359 | 0.00073 | 98,452 | 491,362 | 0.99632 | 6,438,892 | 65.4 |
| **15** | 0.00372 | 365 | 0.00074 | 98,093 | 489,552 | 0.99676 | 5,947,529 | 60.6 |
| **20** | 0.00276 | 270 | 0.00055 | 97,728 | 487,967 | 0.99701 | 5,457,977 | 55.8 |
| **25** | 0.00322 | 314 | 0.00065 | 97,458 | 486,507 | 0.99680 | 4,970,011 | 51.0 |
| **30** | 0.00318 | 308 | 0.00064 | 97,144 | 484,951 | 0.99295 | 4,483,503 | 46.2 |
| **35** | 0.01093 | 1,059 | 0.00220 | 96,836 | 481,534 | 0.98994 | 3,998,552 | 41.3 |
| **40** | 0.00918 | 879 | 0.00184 | 95,777 | 476,690 | 0.98696 | 3,517,018 | 36.7 |
| **45** | 0.01694 | 1,608 | 0.00342 | 94,898 | 470,473 | 0.97300 | 3,040,329 | 32.0 |
| **50** | 0.03724 | 3,474 | 0.00759 | 93,291 | 457,769 | 0.96586 | 2,569,856 | 27.5 |
| **55** | 0.03092 | 2,777 | 0.00628 | 89,817 | 442,142 | 0.93212 | 2,112,087 | 23.5 |
| **60** | 0.10603 | 9,229 | 0.02239 | 87,040 | 412,129 | 0.88307 | 1,669,944 | 19.2 |
| **65** | 0.12912 | 10,047 | 0.02761 | 77,811 | 363,939 | 0.88450 | 1,257,816 | 16.2 |
| **70** | 0.09986 | 6,767 | 0.02102 | 67,764 | 321,904 | 0.83154 | 893,877 | 13.2 |
| **75** | 0.24466 | 14,924 | 0.05575 | 60,997 | 267,677 | 0.53201 [c] | 571,973 | 9.4 |
| **80+** | 1.00000 | 46,073 | 0.15141 | 46,073 | 304,296 | - | 304,296 | 6.6 |

**Nota:** *Notes:*
[a] **Daripada umur 0 hingga kumpulan umur 1-4**
*From age of 0 to age group 1-4*
[b] **Daripada umur 0, kumpulan umur 1-4 hingga kumpulan umur 5-9**
*From age of 0, age group 1-4 to age group 5-9*
[c] **Daripada umur 75 hingga 80+**
*From age of 75 to 80+*
[p] **Permulaan**
*Preliminary*

**Jadual 4.10.9: Jadual hayat ringkas mengikut jantina dan umur, Kota Belud, Sabah, 2025[p]**

*Table 4.10.9: Abridged life table by sex and age, Kota Belud, Sabah, 2025 [p]*

| **Umur** *Age* | **Kebarangkalian mati di antara umur x dan umur x+n** *Probability of dying between age x and age x+n* | **Bilangan kematian di antara umur x dan umur x+n** *Number of deaths between age x and age x+n* | **Kadar tengah mortaliti di antara umur x dan umur x+n** *Central mortality rate between age x and age x+n* | **Penakat (orang yang masih hidup) pada umur tepat x** *Survivors at exact age x* | **Bilangan orang hidup-tahun di antara umur x dan umur x+n** *Number of person-years lived between age x and age x+n* | **Nisbah ketakatan** *Survival ratio* | **Jumlah bilangan orang hidup-tahun selepas umur tepat x** *Total number of person-years lived after exact age x* | **Jangkaan hayat** *Life expectancy* |
|---|---|---|---|---|---|---|---|---|
| **x** | $_nq_x$ | $_nd_x$ | $_nm_x$ | $l_x$ | $_nL_x$ | $_nS_x$ | $T_x$ | $e_x$ |
| **Lelaki dan Perempuan** *Both sexes* | | | | | | | | |
| **0** | 0.01136 | 1,136 | 0.01148 | 100,000 | 98,959 | 0.98806 [a] | 7,245,237 | 72.5 |
| **1** | 0.00156 | 154 | 0.00039 | 98,864 | 395,069 | 0.99861 [b] | 7,146,278 | 72.3 |
| **5** | 0.00083 | 82 | 0.00017 | 98,709 | 493,340 | 0.99832 | 6,751,209 | 68.4 |
| **10** | 0.00252 | 249 | 0.00051 | 98,627 | 492,511 | 0.99653 | 6,257,870 | 63.5 |
| **15** | 0.00441 | 434 | 0.00088 | 98,378 | 490,804 | 0.99583 | 5,765,358 | 58.6 |
| **20** | 0.00392 | 384 | 0.00079 | 97,944 | 488,760 | 0.99495 | 5,274,554 | 53.9 |
| **25** | 0.00619 | 604 | 0.00124 | 97,560 | 486,290 | 0.99305 | 4,785,795 | 49.1 |
| **30** | 0.00772 | 749 | 0.00155 | 96,956 | 482,908 | 0.99043 | 4,299,505 | 44.3 |
| **35** | 0.01143 | 1,099 | 0.00230 | 96,207 | 478,287 | 0.98662 | 3,816,597 | 39.7 |
| **40** | 0.01535 | 1,459 | 0.00309 | 95,108 | 471,890 | 0.98064 | 3,338,310 | 35.1 |
| **45** | 0.02345 | 2,196 | 0.00474 | 93,648 | 462,752 | 0.97060 | 2,866,420 | 30.6 |
| **50** | 0.03550 | 3,247 | 0.00723 | 91,453 | 449,146 | 0.95434 | 2,403,668 | 26.3 |
| **55** | 0.05620 | 4,957 | 0.01156 | 88,206 | 428,638 | 0.92417 | 1,954,521 | 22.2 |
| **60** | 0.09664 | 8,045 | 0.02031 | 83,249 | 396,132 | 0.88698 | 1,525,884 | 18.3 |
| **65** | 0.13115 | 9,863 | 0.02807 | 75,204 | 351,363 | 0.85100 | 1,129,751 | 15.0 |
| **70** | 0.16956 | 11,079 | 0.03705 | 65,341 | 299,008 | 0.78418 | 778,389 | 11.9 |
| **75** | 0.27152 | 14,733 | 0.06283 | 54,262 | 234,477 | 0.51087 [c] | 479,380 | 8.8 |
| **80+** | 1.00000 | 39,529 | 0.16141 | 39,529 | 244,903 | - | 244,903 | 6.2 |
| **Lelaki** *Male* | | | | | | | | |
| **0** | 0.01485 | 1,485 | 0.01506 | 100,000 | 98,641 | 0.98471 [a] | 7,049,050 | 70.5 |
| **1** | 0.00147 | 145 | 0.00037 | 98,515 | 393,712 | 0.99851 [b] | 6,950,409 | 70.6 |
| **5** | 0.00093 | 92 | 0.00019 | 98,370 | 491,621 | 0.99865 | 6,556,697 | 66.7 |
| **10** | 0.00176 | 173 | 0.00035 | 98,278 | 490,959 | 0.99540 | 6,065,076 | 61.7 |
| **15** | 0.00745 | 731 | 0.00150 | 98,105 | 488,699 | 0.99343 | 5,574,116 | 56.8 |
| **20** | 0.00568 | 553 | 0.00114 | 97,374 | 485,490 | 0.99282 | 5,085,417 | 52.2 |
| **25** | 0.00870 | 842 | 0.00175 | 96,821 | 482,002 | 0.98998 | 4,599,927 | 47.5 |
| **30** | 0.01135 | 1,090 | 0.00228 | 95,979 | 477,173 | 0.98790 | 4,117,925 | 42.9 |
| **35** | 0.01285 | 1,220 | 0.00259 | 94,890 | 471,400 | 0.98169 | 3,640,752 | 38.4 |
| **40** | 0.02384 | 2,233 | 0.00482 | 93,670 | 462,769 | 0.97257 | 3,169,352 | 33.8 |
| **45** | 0.03112 | 2,845 | 0.00632 | 91,437 | 450,074 | 0.96337 | 2,706,584 | 29.6 |
| **50** | 0.04232 | 3,749 | 0.00865 | 88,592 | 433,588 | 0.94496 | 2,256,510 | 25.5 |
| **55** | 0.06833 | 5,797 | 0.01415 | 84,843 | 409,722 | 0.90519 | 1,822,921 | 21.5 |
| **60** | 0.12324 | 9,742 | 0.02627 | 79,046 | 370,875 | 0.87900 | 1,413,199 | 17.9 |
| **65** | 0.11844 | 8,208 | 0.02518 | 69,304 | 326,000 | 0.85312 | 1,042,324 | 15.0 |
| **70** | 0.17914 | 10,945 | 0.03935 | 61,096 | 278,117 | 0.78086 | 716,323 | 11.7 |
| **75** | 0.26786 | 13,433 | 0.06186 | 50,151 | 217,171 | 0.50441 [c] | 438,206 | 8.7 |
| **80+** | 1.00000 | 36,718 | 0.16612 | 36,718 | 221,035 | - | 221,035 | 6.0 |
| **Perempuan** *Female* | | | | | | | | |
| **0** | 0.00766 | 766 | 0.00771 | 100,000 | 99,290 | 0.99163 [a] | 7,446,880 | 74.5 |
| **1** | 0.00167 | 166 | 0.00042 | 99,234 | 396,526 | 0.99869 [b] | 7,347,590 | 74.0 |
| **5** | 0.00072 | 72 | 0.00014 | 99,069 | 495,165 | 0.99798 | 6,951,065 | 70.2 |
| **10** | 0.00333 | 329 | 0.00067 | 98,997 | 494,163 | 0.99768 | 6,455,899 | 65.2 |
| **15** | 0.00131 | 129 | 0.00026 | 98,668 | 493,016 | 0.99830 | 5,961,737 | 60.4 |
| **20** | 0.00209 | 206 | 0.00042 | 98,539 | 492,179 | 0.99712 | 5,468,720 | 55.5 |
| **25** | 0.00368 | 362 | 0.00074 | 98,333 | 490,759 | 0.99603 | 4,976,541 | 50.6 |
| **30** | 0.00426 | 418 | 0.00085 | 97,971 | 488,810 | 0.99280 | 4,485,782 | 45.8 |
| **35** | 0.01014 | 989 | 0.00204 | 97,553 | 485,292 | 0.99135 | 3,996,972 | 41.0 |
| **40** | 0.00714 | 690 | 0.00143 | 96,564 | 481,094 | 0.98840 | 3,511,680 | 36.4 |
| **45** | 0.01608 | 1,542 | 0.00324 | 95,874 | 475,514 | 0.97746 | 3,030,585 | 31.6 |
| **50** | 0.02910 | 2,745 | 0.00591 | 94,332 | 464,795 | 0.96348 | 2,555,071 | 27.1 |
| **55** | 0.04416 | 4,044 | 0.00903 | 91,586 | 447,821 | 0.94276 | 2,090,276 | 22.8 |
| **60** | 0.07092 | 6,209 | 0.01471 | 87,542 | 422,189 | 0.89344 | 1,642,455 | 18.8 |
| **65** | 0.14493 | 11,787 | 0.03125 | 81,333 | 377,199 | 0.84881 | 1,220,266 | 15.0 |
| **70** | 0.15851 | 11,024 | 0.03443 | 69,546 | 320,170 | 0.78823 | 843,067 | 12.1 |
| **75** | 0.27505 | 16,097 | 0.06378 | 58,522 | 252,368 | 0.51737 [c] | 522,897 | 8.9 |
| **80+** | 1.00000 | 42,425 | 0.15682 | 42,425 | 270,529 | - | 270,529 | 6.4 |

**Nota:** *Notes:*

[a] **Daripada umur 0 hingga kumpulan umur 1-4**
*From age of 0 to age group 1-4*

[b] **Daripada umur 0, kumpulan umur 1-4 hingga kumpulan umur 5-9**
*From age of 0, age group 1-4 to age group 5-9*

[c] **Daripada umur 75 hingga 80+**
*From age of 75 to 80+*

[p] **Permulaan**
*Preliminary*

**Jadual 4.10.10: Jadual hayat ringkas mengikut jantina dan umur, Tuaran, Sabah, 2025[p]**
*Table 4.10.10: Abridged life table by sex and age, Tuaran, Sabah, 2025 [p]*

| Umur *Age* | Kebarangkalian mati di antara umur x dan umur x+n *Probability of dying between age x and age x+n* | Bilangan kematian di antara umur x dan umur x+n *Number of deaths between age x and age x+n* | Kadar tengah mortaliti di antara umur x dan umur x+n *Central mortality rate between age x and age x+n* | Penakat (orang yang masih hidup) pada umur tepat x *Survivors at exact age x* | Bilangan orang hidup-tahun di antara umur x dan umur x+n *Number of person-years lived between age x and age x+n* | Nisbah ketakatan *Survival ratio* | Jumlah bilangan orang hidup-tahun selepas umur tepat x *Total number of person-years lived after exact age x* | Jangkaan hayat *Life expectancy* |
|---|---|---|---|---|---|---|---|---|
| x | $_nq_x$ | $_nd_x$ | $_nm_x$ | $l_x$ | $_nL_x$ | $_nS_x$ | $T_x$ | $e_x$ |
| **Lelaki dan Perempuan** *Both sexes* | | | | | | | | |
| **0** | 0.00821 | 821 | 0.00827 | 100,000 | 99,240 | 0.99139 [a] | 7,150,200 | 71.5 |
| **1** | 0.00105 | 104 | 0.00026 | 99,179 | 396,457 | 0.99854 [b] | 7,050,960 | 71.1 |
| **5** | 0.00163 | 162 | 0.00033 | 99,075 | 494,971 | 0.99833 | 6,654,503 | 67.2 |
| **10** | 0.00171 | 169 | 0.00034 | 98,913 | 494,145 | 0.99786 | 6,159,532 | 62.3 |
| **15** | 0.00257 | 254 | 0.00051 | 98,745 | 493,089 | 0.99604 | 5,665,387 | 57.4 |
| **20** | 0.00535 | 527 | 0.00107 | 98,491 | 491,139 | 0.99592 | 5,172,298 | 52.5 |
| **25** | 0.00281 | 275 | 0.00056 | 97,964 | 489,135 | 0.99428 | 4,681,159 | 47.8 |
| **30** | 0.00865 | 845 | 0.00174 | 97,690 | 486,335 | 0.98912 | 4,192,024 | 42.9 |
| **35** | 0.01313 | 1,271 | 0.00264 | 96,844 | 481,044 | 0.98477 | 3,705,689 | 38.3 |
| **40** | 0.01736 | 1,659 | 0.00350 | 95,573 | 473,718 | 0.97667 | 3,224,644 | 33.7 |
| **45** | 0.02941 | 2,762 | 0.00597 | 93,914 | 462,666 | 0.96642 | 2,750,926 | 29.3 |
| **50** | 0.03788 | 3,453 | 0.00772 | 91,152 | 447,128 | 0.94300 | 2,288,261 | 25.1 |
| **55** | 0.07686 | 6,741 | 0.01599 | 87,699 | 421,644 | 0.90146 | 1,841,133 | 21.0 |
| **60** | 0.12203 | 9,880 | 0.02599 | 80,959 | 380,093 | 0.85833 | 1,419,489 | 17.5 |
| **65** | 0.16403 | 11,659 | 0.03574 | 71,079 | 326,247 | 0.84078 | 1,039,395 | 14.6 |
| **70** | 0.15347 | 9,119 | 0.03324 | 59,420 | 274,303 | 0.79331 | 713,148 | 12.0 |
| **75** | 0.26956 | 13,559 | 0.06231 | 50,301 | 217,608 | 0.50414 [c] | 438,845 | 8.7 |
| **80+** | 1.00000 | 36,742 | 0.16607 | 36,742 | 221,238 | - | 221,238 | 6.0 |
| **Lelaki** *Male* | | | | | | | | |
| **0** | 0.00910 | 910 | 0.00917 | 100,000 | 99,153 | 0.99035 [a] | 6,895,572 | 69.0 |
| **1** | 0.00144 | 143 | 0.00036 | 99,090 | 396,023 | 0.99829 [b] | 6,796,419 | 68.6 |
| **5** | 0.00166 | 164 | 0.00033 | 98,948 | 494,329 | 0.99813 | 6,400,396 | 64.7 |
| **10** | 0.00208 | 206 | 0.00042 | 98,784 | 493,405 | 0.99709 | 5,906,066 | 59.8 |
| **15** | 0.00374 | 369 | 0.00075 | 98,578 | 491,968 | 0.99463 | 5,412,662 | 54.9 |
| **20** | 0.00700 | 688 | 0.00141 | 98,209 | 489,326 | 0.99529 | 4,920,693 | 50.1 |
| **25** | 0.00240 | 234 | 0.00048 | 97,521 | 487,022 | 0.99321 | 4,431,367 | 45.4 |
| **30** | 0.01119 | 1,089 | 0.00225 | 97,287 | 483,715 | 0.98548 | 3,944,345 | 40.5 |
| **35** | 0.01790 | 1,722 | 0.00361 | 96,199 | 476,689 | 0.98039 | 3,460,630 | 36.0 |
| **40** | 0.02136 | 2,018 | 0.00432 | 94,477 | 467,339 | 0.96938 | 2,983,941 | 31.6 |
| **45** | 0.04008 | 3,706 | 0.00818 | 92,459 | 453,029 | 0.95294 | 2,516,602 | 27.2 |
| **50** | 0.05433 | 4,822 | 0.01117 | 88,753 | 431,710 | 0.92539 | 2,063,573 | 23.3 |
| **55** | 0.09606 | 8,062 | 0.02018 | 83,931 | 399,499 | 0.87281 | 1,631,863 | 19.4 |
| **60** | 0.16163 | 12,263 | 0.03517 | 75,869 | 348,686 | 0.83163 | 1,232,363 | 16.2 |
| **65** | 0.17641 | 11,221 | 0.03870 | 63,606 | 289,977 | 0.82591 | 883,677 | 13.9 |
| **70** | 0.17127 | 8,972 | 0.03746 | 52,385 | 239,494 | 0.76913 | 593,701 | 11.3 |
| **75** | 0.30279 | 13,145 | 0.07136 | 43,413 | 184,201 | 0.47996 [c] | 354,206 | 8.2 |
| **80+** | 1.00000 | 30,268 | 0.17804 | 30,268 | 170,005 | - | 170,005 | 5.6 |
| **Perempuan** *Female* | | | | | | | | |
| **0** | 0.00728 | 728 | 0.00733 | 100,000 | 99,325 | 0.99252 [a] | 7,438,525 | 74.4 |
| **1** | 0.00062 | 62 | 0.00016 | 99,272 | 396,935 | 0.99878 [b] | 7,339,201 | 73.9 |
| **5** | 0.00160 | 159 | 0.00032 | 99,210 | 495,655 | 0.99854 | 6,942,266 | 70.0 |
| **10** | 0.00132 | 131 | 0.00027 | 99,052 | 494,930 | 0.99869 | 6,446,612 | 65.1 |
| **15** | 0.00129 | 127 | 0.00026 | 98,920 | 494,284 | 0.99761 | 5,951,682 | 60.2 |
| **20** | 0.00350 | 346 | 0.00070 | 98,793 | 493,101 | 0.99664 | 5,457,398 | 55.2 |
| **25** | 0.00321 | 316 | 0.00064 | 98,447 | 491,445 | 0.99532 | 4,964,297 | 50.4 |
| **30** | 0.00616 | 604 | 0.00124 | 98,131 | 489,143 | 0.99257 | 4,472,852 | 45.6 |
| **35** | 0.00872 | 850 | 0.00175 | 97,526 | 485,507 | 0.98895 | 3,983,709 | 40.8 |
| **40** | 0.01341 | 1,296 | 0.00270 | 96,676 | 480,141 | 0.98380 | 3,498,202 | 36.2 |
| **45** | 0.01903 | 1,815 | 0.00384 | 95,380 | 472,363 | 0.97953 | 3,018,061 | 31.6 |
| **50** | 0.02194 | 2,053 | 0.00444 | 93,565 | 462,693 | 0.96042 | 2,545,698 | 27.2 |
| **55** | 0.05762 | 5,273 | 0.01187 | 91,512 | 444,378 | 0.93066 | 2,083,005 | 22.8 |
| **60** | 0.08177 | 7,052 | 0.01705 | 86,239 | 413,566 | 0.88533 | 1,638,627 | 19.0 |
| **65** | 0.15051 | 11,918 | 0.03255 | 79,187 | 366,140 | 0.85726 | 1,225,061 | 15.5 |
| **70** | 0.13359 | 8,987 | 0.02863 | 67,269 | 313,878 | 0.81767 | 858,921 | 12.8 |
| **75** | 0.23857 | 13,905 | 0.05418 | 58,282 | 256,650 | 0.52912 [c] | 545,043 | 9.4 |
| **80+** | 1.00000 | 44,378 | 0.15388 | 44,378 | 288,393 | - | 288,393 | 6.5 |

**Nota:** *Notes:*
[a] **Daripada umur 0 hingga kumpulan umur 1-4** *From age of 0 to age group 1-4*
[b] **Daripada umur 0, kumpulan umur 1-4 hingga kumpulan umur 5-9** *From age of 0, age group 1-4 to age group 5-9*
[c] **Daripada umur 75 hingga 80+** *From age of 75 to 80+*
[p] **Permulaan** *Preliminary*

**Jadual 4.10.11: Jadual hayat ringkas mengikut jantina dan umur, Penampang, Sabah, 2025[p]**
*Table 4.10.11: Abridged life table by sex and age, Penampang, Sabah, 2025[p]*

| Umur *Age* | Kebarangkalian mati di antara umur x dan umur x+n *Probability of dying between age x and age x+n* | Bilangan kematian di antara umur x dan umur x+n *Number of deaths between age x and age x+n* | Kadar tengah mortaliti di antara umur x dan umur x+n *Central mortality rate between age x and age x+n* | Penakat (orang yang masih hidup) pada umur tepat x *Survivors at exact age x* | Bilangan orang hidup-tahun di antara umur x dan umur x+n *Number of person-years lived between age x and age x+n* | Nisbah ketakatan *Survival ratio* | Jumlah bilangan orang hidup-tahun selepas umur tepat x *Total number of person-years lived after exact age x* | Jangkaan hayat *Life expectancy* |
|---|---|---|---|---|---|---|---|---|
| x | $_nq_x$ | $_nd_x$ | $_nm_x$ | $l_x$ | $_nL_x$ | $_nS_x$ | $T_x$ | $e_x$ |
| **Lelaki dan Perempuan** *Both sexes* | | | | | | | | |
| **0** | 0.00618 | 618 | 0.00622 | 100,000 | 99,424 | 0.99286 [a] | 7,736,553 | 77.4 |
| **1** | 0.00210 | 209 | 0.00053 | 99,382 | 397,007 | 0.99841 [b] | 7,637,129 | 76.8 |
| **5** | 0.00090 | 89 | 0.00018 | 99,173 | 495,641 | 0.99916 | 7,240,122 | 73.0 |
| **10** | 0.00079 | 78 | 0.00016 | 99,084 | 495,223 | 0.99889 | 6,744,481 | 68.1 |
| **15** | 0.00142 | 141 | 0.00029 | 99,005 | 494,674 | 0.99782 | 6,249,258 | 63.1 |
| **20** | 0.00294 | 290 | 0.00059 | 98,864 | 493,596 | 0.99767 | 5,754,583 | 58.2 |
| **25** | 0.00173 | 170 | 0.00035 | 98,574 | 492,444 | 0.99719 | 5,260,988 | 53.4 |
| **30** | 0.00389 | 382 | 0.00078 | 98,404 | 491,062 | 0.99506 | 4,768,544 | 48.5 |
| **35** | 0.00599 | 588 | 0.00120 | 98,021 | 488,636 | 0.99205 | 4,277,482 | 43.6 |
| **40** | 0.00993 | 967 | 0.00200 | 97,434 | 484,750 | 0.98399 | 3,788,845 | 38.9 |
| **45** | 0.02215 | 2,137 | 0.00448 | 96,466 | 476,990 | 0.97474 | 3,304,096 | 34.3 |
| **50** | 0.02843 | 2,682 | 0.00577 | 94,330 | 464,943 | 0.96907 | 2,827,106 | 30.0 |
| **55** | 0.03351 | 3,071 | 0.00682 | 91,648 | 450,562 | 0.94998 | 2,362,163 | 25.8 |
| **60** | 0.06710 | 5,944 | 0.01389 | 88,577 | 428,026 | 0.92367 | 1,911,601 | 21.6 |
| **65** | 0.08622 | 7,124 | 0.01802 | 82,633 | 395,356 | 0.90203 | 1,483,575 | 18.0 |
| **70** | 0.11084 | 8,369 | 0.02347 | 75,509 | 356,622 | 0.87332 | 1,088,220 | 14.4 |
| **75** | 0.14450 | 9,701 | 0.03115 | 67,140 | 311,444 | 0.57430 [c] | 731,598 | 10.9 |
| **80+** | 1.00000 | 57,438 | 0.13671 | 57,438 | 420,154 | - | 420,154 | 7.3 |
| **Lelaki** *Male* | | | | | | | | |
| **0** | 0.00591 | 591 | 0.00594 | 100,000 | 99,444 | 0.99304 [a] | 7,522,320 | 75.2 |
| **1** | 0.00239 | 238 | 0.00060 | 99,409 | 397,074 | 0.99842 [b] | 7,422,876 | 74.7 |
| **5** | 0.00050 | 50 | 0.00010 | 99,171 | 495,732 | 0.99923 | 7,025,803 | 70.8 |
| **10** | 0.00104 | 103 | 0.00021 | 99,122 | 495,349 | 0.99859 | 6,530,070 | 65.9 |
| **15** | 0.00177 | 175 | 0.00035 | 99,018 | 494,653 | 0.99782 | 6,034,721 | 60.9 |
| **20** | 0.00260 | 257 | 0.00052 | 98,843 | 493,574 | 0.99802 | 5,540,068 | 56.0 |
| **25** | 0.00136 | 134 | 0.00027 | 98,586 | 492,597 | 0.99684 | 5,046,494 | 51.2 |
| **30** | 0.00497 | 489 | 0.00100 | 98,453 | 491,040 | 0.99303 | 4,553,897 | 46.3 |
| **35** | 0.00899 | 880 | 0.00181 | 97,963 | 487,616 | 0.98942 | 4,062,856 | 41.5 |
| **40** | 0.01219 | 1,184 | 0.00245 | 97,083 | 482,456 | 0.97870 | 3,575,240 | 36.8 |
| **45** | 0.03051 | 2,926 | 0.00620 | 95,899 | 472,181 | 0.96613 | 3,092,784 | 32.3 |
| **50** | 0.03733 | 3,470 | 0.00761 | 92,973 | 456,190 | 0.95863 | 2,620,603 | 28.2 |
| **55** | 0.04557 | 4,078 | 0.00933 | 89,503 | 437,318 | 0.93314 | 2,164,413 | 24.2 |
| **60** | 0.08918 | 7,618 | 0.01867 | 85,424 | 408,077 | 0.90514 | 1,727,095 | 20.2 |
| **65** | 0.10111 | 7,867 | 0.02130 | 77,807 | 369,365 | 0.88253 | 1,319,018 | 17.0 |
| **70** | 0.13567 | 9,489 | 0.02911 | 69,940 | 325,976 | 0.85018 | 949,652 | 13.6 |
| **75** | 0.16620 | 10,047 | 0.03625 | 60,451 | 277,137 | 0.55564 [c] | 623,676 | 10.3 |
| **80+** | 1.00000 | 50,404 | 0.14545 | 50,404 | 346,540 | - | 346,540 | 6.9 |
| **Perempuan** *Female* | | | | | | | | |
| **0** | 0.00649 | 649 | 0.00652 | 100,000 | 99,397 | 0.99272 [a] | 7,992,218 | 79.9 |
| **1** | 0.00179 | 178 | 0.00045 | 99,351 | 396,963 | 0.99835 [b] | 7,892,822 | 79.4 |
| **5** | 0.00132 | 131 | 0.00026 | 99,173 | 495,539 | 0.99907 | 7,495,859 | 75.6 |
| **10** | 0.00053 | 53 | 0.00011 | 99,042 | 495,080 | 0.99922 | 7,000,320 | 70.7 |
| **15** | 0.00103 | 102 | 0.00021 | 98,990 | 494,694 | 0.99780 | 6,505,240 | 65.7 |
| **20** | 0.00338 | 334 | 0.00068 | 98,888 | 493,605 | 0.99721 | 6,010,546 | 60.8 |
| **25** | 0.00220 | 217 | 0.00044 | 98,554 | 492,229 | 0.99758 | 5,516,940 | 56.0 |
| **30** | 0.00264 | 259 | 0.00053 | 98,337 | 491,039 | 0.99729 | 5,024,712 | 51.1 |
| **35** | 0.00279 | 273 | 0.00056 | 98,078 | 489,707 | 0.99490 | 4,533,673 | 46.2 |
| **40** | 0.00742 | 726 | 0.00149 | 97,805 | 487,209 | 0.98976 | 4,043,966 | 41.3 |
| **45** | 0.01308 | 1,270 | 0.00263 | 97,079 | 482,219 | 0.98407 | 3,556,756 | 36.6 |
| **50** | 0.01881 | 1,802 | 0.00380 | 95,809 | 474,539 | 0.98033 | 3,074,537 | 32.1 |
| **55** | 0.02054 | 1,931 | 0.00415 | 94,007 | 465,207 | 0.96842 | 2,599,998 | 27.7 |
| **60** | 0.04286 | 3,946 | 0.00876 | 92,076 | 450,515 | 0.94416 | 2,134,791 | 23.2 |
| **65** | 0.06941 | 6,117 | 0.01438 | 88,130 | 425,357 | 0.92306 | 1,684,276 | 19.1 |
| **70** | 0.08504 | 6,974 | 0.01776 | 82,013 | 392,628 | 0.89610 | 1,258,919 | 15.4 |
| **75** | 0.12451 | 9,343 | 0.02656 | 75,039 | 351,835 | 0.59386 [c] | 866,291 | 11.5 |
| **80+** | 1.00000 | 65,695 | 0.12770 | 65,695 | 514,456 | - | 514,456 | 7.8 |

**Nota:** *Notes:*
[a] **Daripada umur 0 hingga kumpulan umur 1-4** *From age of 0 to age group 1-4*
[b] **Daripada umur 0, kumpulan umur 1-4 hingga kumpulan umur 5-9** *From age of 0, age group 1-4 to age group 5-9*
[c] **Daripada umur 75 hingga 80+** *From age of 75 to 80+*
[p] **Permulaan** *Preliminary*

**Jadual 4.10.12: Jadual hayat ringkas mengikut jantina dan umur, Papar, Sabah, 2025[P]**
*Table 4.10.12: Abridged life table by sex and age, Papar, Sabah, 2025 [P]*

| **Umur** *Age* | **Kebarangkalian mati di antara umur x dan umur x+n** *Probability of dying between age x and age x+n* | **Bilangan kematian di antara umur x dan umur x+n** *Number of deaths between age x and age x+n* | **Kadar tengah mortaliti di antara umur x dan umur x+n** *Central mortality rate between age x and age x+n* | **Penakat (orang yang masih hidup) pada umur tepat x** *Survivors at exact age x* | **Bilangan orang hidup-tahun di antara umur x dan umur x+n** *Number of person-years lived between age x and age x+n* | **Nisbah ketakatan** *Survival ratio* | **Jumlah bilangan orang hidup-tahun selepas umur tepat x** *Total number of person-years lived after exact age x* | **Jangkaan hayat** *Life expectancy* |
|---|---|---|---|---|---|---|---|---|
| **x** | $_nq_x$ | $_nd_x$ | $_nm_x$ | $l_x$ | $_nL_x$ | $_nS_x$ | $T_x$ | $e_x$ |
| **Lelaki dan Perempuan** *Both sexes* | | | | | | | | |
| **0** | 0.00805 | 805 | 0.00811 | 100,000 | 99,255 | 0.99138 [a] | 7,078,178 | 70.8 |
| **1** | 0.00139 | 137 | 0.00035 | 99,195 | 396,438 | 0.99875 [b] | 6,978,923 | 70.4 |
| **5** | 0.00087 | 86 | 0.00017 | 99,057 | 495,072 | 0.99903 | 6,582,486 | 66.5 |
| **10** | 0.00108 | 107 | 0.00022 | 98,972 | 494,591 | 0.99758 | 6,087,413 | 61.5 |
| **15** | 0.00377 | 373 | 0.00076 | 98,865 | 493,392 | 0.99627 | 5,592,822 | 56.6 |
| **20** | 0.00369 | 364 | 0.00074 | 98,492 | 491,551 | 0.99720 | 5,099,430 | 51.8 |
| **25** | 0.00191 | 187 | 0.00038 | 98,128 | 490,173 | 0.99675 | 4,607,879 | 47.0 |
| **30** | 0.00459 | 450 | 0.00092 | 97,941 | 488,580 | 0.99247 | 4,117,706 | 42.0 |
| **35** | 0.01047 | 1,021 | 0.00211 | 97,491 | 484,903 | 0.98649 | 3,629,125 | 37.2 |
| **40** | 0.01657 | 1,599 | 0.00334 | 96,470 | 478,353 | 0.97749 | 3,144,223 | 32.6 |
| **45** | 0.02855 | 2,708 | 0.00579 | 94,871 | 467,586 | 0.95965 | 2,665,870 | 28.1 |
| **50** | 0.05251 | 4,839 | 0.01078 | 92,163 | 448,717 | 0.93174 | 2,198,284 | 23.9 |
| **55** | 0.08488 | 7,412 | 0.01773 | 87,324 | 418,090 | 0.90070 | 1,749,567 | 20.0 |
| **60** | 0.11506 | 9,194 | 0.02442 | 79,912 | 376,574 | 0.84809 | 1,331,477 | 16.7 |
| **65** | 0.19356 | 13,688 | 0.04286 | 70,718 | 319,367 | 0.81315 | 954,903 | 13.5 |
| **70** | 0.17853 | 10,182 | 0.03921 | 57,029 | 259,693 | 0.75482 | 635,535 | 11.1 |
| **75** | 0.32631 | 15,287 | 0.07798 | 46,848 | 196,022 | 0.47845 [c] | 375,843 | 8.0 |
| **80+** | 1.00000 | 31,561 | 0.17551 | 31,561 | 179,821 | - | 179,821 | 5.7 |
| **Lelaki** *Male* | | | | | | | | |
| **0** | 0.00479 | 479 | 0.00481 | 100,000 | 99,548 | 0.99465 [a] | 6,908,925 | 69.1 |
| **1** | 0.00130 | 129 | 0.00032 | 99,521 | 397,779 | 0.99868 [b] | 6,809,377 | 68.4 |
| **5** | 0.00116 | 116 | 0.00023 | 99,392 | 496,670 | 0.99864 | 6,411,598 | 64.5 |
| **10** | 0.00155 | 154 | 0.00031 | 99,276 | 495,995 | 0.99658 | 5,914,929 | 59.6 |
| **15** | 0.00529 | 524 | 0.00106 | 99,122 | 494,299 | 0.99540 | 5,418,934 | 54.7 |
| **20** | 0.00391 | 386 | 0.00078 | 98,598 | 492,024 | 0.99707 | 4,924,635 | 49.9 |
| **25** | 0.00194 | 190 | 0.00039 | 98,212 | 490,584 | 0.99589 | 4,432,611 | 45.1 |
| **30** | 0.00630 | 617 | 0.00126 | 98,022 | 488,565 | 0.98931 | 3,942,027 | 40.2 |
| **35** | 0.01512 | 1,472 | 0.00305 | 97,404 | 483,342 | 0.98170 | 3,453,462 | 35.5 |
| **40** | 0.02153 | 2,065 | 0.00435 | 95,932 | 474,499 | 0.97478 | 2,970,120 | 31.0 |
| **45** | 0.02899 | 2,722 | 0.00588 | 93,867 | 462,532 | 0.95169 | 2,495,622 | 26.6 |
| **50** | 0.06819 | 6,215 | 0.01412 | 91,146 | 440,189 | 0.91493 | 2,033,090 | 22.3 |
| **55** | 0.10319 | 8,764 | 0.02176 | 84,930 | 402,742 | 0.88672 | 1,592,901 | 18.8 |
| **60** | 0.12453 | 9,485 | 0.02656 | 76,167 | 357,121 | 0.82985 | 1,190,159 | 15.6 |
| **65** | 0.22227 | 14,822 | 0.05001 | 66,682 | 296,355 | 0.78357 | 833,038 | 12.5 |
| **70** | 0.20893 | 10,835 | 0.04666 | 51,860 | 232,214 | 0.71909 | 536,682 | 10.3 |
| **75** | 0.37190 | 15,257 | 0.09137 | 41,025 | 166,983 | 0.45156 [c] | 304,468 | 7.4 |
| **80+** | 1.00000 | 25,768 | 0.18742 | 25,768 | 137,485 | - | 137,485 | 5.3 |
| **Perempuan** *Female* | | | | | | | | |
| **0** | 0.01174 | 1,174 | 0.01187 | 100,000 | 98,926 | 0.98773 [a] | 7,285,466 | 72.9 |
| **1** | 0.00149 | 147 | 0.00037 | 98,826 | 394,938 | 0.99879 [b] | 7,186,539 | 72.7 |
| **5** | 0.00053 | 52 | 0.00011 | 98,679 | 493,266 | 0.99945 | 6,791,601 | 68.8 |
| **10** | 0.00056 | 55 | 0.00011 | 98,627 | 492,997 | 0.99865 | 6,298,335 | 63.9 |
| **15** | 0.00214 | 211 | 0.00043 | 98,572 | 492,332 | 0.99723 | 5,805,338 | 58.9 |
| **20** | 0.00339 | 334 | 0.00068 | 98,361 | 490,970 | 0.99736 | 5,313,006 | 54.0 |
| **25** | 0.00188 | 184 | 0.00038 | 98,027 | 489,675 | 0.99774 | 4,822,036 | 49.2 |
| **30** | 0.00265 | 259 | 0.00053 | 97,843 | 488,567 | 0.99601 | 4,332,361 | 44.3 |
| **35** | 0.00533 | 520 | 0.00107 | 97,584 | 486,619 | 0.99197 | 3,843,794 | 39.4 |
| **40** | 0.01074 | 1,042 | 0.00216 | 97,064 | 482,712 | 0.98066 | 3,357,176 | 34.6 |
| **45** | 0.02804 | 2,692 | 0.00569 | 96,021 | 473,376 | 0.96880 | 2,874,463 | 29.9 |
| **50** | 0.03446 | 3,216 | 0.00701 | 93,329 | 458,604 | 0.95158 | 2,401,088 | 25.7 |
| **55** | 0.06288 | 5,666 | 0.01298 | 90,113 | 436,398 | 0.91742 | 1,942,483 | 21.6 |
| **60** | 0.10361 | 8,749 | 0.02185 | 84,446 | 400,358 | 0.87021 | 1,506,085 | 17.8 |
| **65** | 0.15899 | 12,035 | 0.03454 | 75,697 | 348,397 | 0.84411 | 1,105,727 | 14.6 |
| **70** | 0.15220 | 9,689 | 0.03295 | 63,662 | 294,086 | 0.78302 | 757,330 | 11.9 |
| **75** | 0.29339 | 15,835 | 0.06876 | 53,973 | 230,276 | 0.50291 [c] | 463,244 | 8.6 |
| **80+** | 1.00000 | 38,138 | 0.16370 | 38,138 | 232,968 | - | 232,968 | 6.1 |

**Nota:** *Notes:*
[a] **Daripada umur 0 hingga kumpulan umur 1-4**
*From age of 0 to age group 1-4*
[b] **Daripada umur 0, kumpulan umur 1-4 hingga kumpulan umur 5-9**
*From age of 0, age group 1-4 to age group 5-9*
[c] **Daripada umur 75 hingga 80+**
*From age of 75 to 80+*
[P] **Permulaan**
*Preliminary*

**Jadual 4.10.13: Jadual hayat ringkas mengikut jantina dan umur, Kudat, Sabah, 2025[P]**
*Table 4.10.13: Abridged life table by sex and age, Kudat, Sabah, 2025 [P]*

| Umur *Age* | Kebarangkalian mati di antara umur x dan umur x+n *Probability of dying between age x and age x+n* | Bilangan kematian di antara umur x dan umur x+n *Number of deaths between age x and age x+n* | Kadar tengah mortaliti di antara umur x dan umur x+n *Central mortality rate between age x and age x+n* | Penakat (orang yang masih hidup) pada umur tepat x *Survivors at exact age x* | Bilangan orang hidup-tahun di antara umur x dan umur x+n *Number of person-years lived between age x and age x+n* | Nisbah ketakatan *Survival ratio* | Jumlah bilangan orang hidup-tahun selepas umur tepat x *Total number of person-years lived after exact age x* | Jangkaan hayat *Life expectancy* |
|---|---|---|---|---|---|---|---|---|
| x | $_nq_x$ | $_nd_x$ | $_nm_x$ | $l_x$ | $_nL_x$ | $_nS_x$ | $T_x$ | $e_x$ |
| **Lelaki dan Perempuan** *Both sexes* | | | | | | | | |
| **0** | 0.00858 | 858 | 0.00865 | 100,000 | 99,207 | 0.99032 [a] | 7,219,922 | 72.2 |
| **1** | 0.00249 | 247 | 0.00062 | 99,142 | 395,952 | 0.99755 [b] | 7,120,715 | 71.8 |
| **5** | 0.00214 | 211 | 0.00043 | 98,895 | 493,946 | 0.99824 | 6,724,763 | 68.0 |
| **10** | 0.00139 | 137 | 0.00028 | 98,683 | 493,074 | 0.99770 | 6,230,817 | 63.1 |
| **15** | 0.00321 | 316 | 0.00064 | 98,546 | 491,941 | 0.99608 | 5,737,743 | 58.2 |
| **20** | 0.00464 | 456 | 0.00093 | 98,230 | 490,011 | 0.99437 | 5,245,802 | 53.4 |
| **25** | 0.00662 | 647 | 0.00133 | 97,774 | 487,254 | 0.99241 | 4,755,791 | 48.6 |
| **30** | 0.00858 | 833 | 0.00172 | 97,127 | 483,554 | 0.99028 | 4,268,536 | 43.9 |
| **35** | 0.01088 | 1,047 | 0.00219 | 96,294 | 478,853 | 0.98545 | 3,784,982 | 39.3 |
| **40** | 0.01827 | 1,740 | 0.00369 | 95,247 | 471,884 | 0.97903 | 3,306,129 | 34.7 |
| **45** | 0.02372 | 2,218 | 0.00480 | 93,507 | 461,990 | 0.96504 | 2,834,245 | 30.3 |
| **50** | 0.04646 | 4,242 | 0.00951 | 91,289 | 445,841 | 0.94270 | 2,372,255 | 26.0 |
| **55** | 0.06867 | 5,977 | 0.01422 | 87,047 | 420,293 | 0.91331 | 1,926,415 | 22.1 |
| **60** | 0.10605 | 8,597 | 0.02240 | 81,070 | 383,857 | 0.88372 | 1,506,122 | 18.6 |
| **65** | 0.12773 | 9,257 | 0.02729 | 72,473 | 339,222 | 0.85472 | 1,122,265 | 15.5 |
| **70** | 0.16541 | 10,457 | 0.03607 | 63,216 | 289,938 | 0.80914 | 783,043 | 12.4 |
| **75** | 0.22135 | 11,678 | 0.04978 | 52,759 | 234,600 | 0.52424 [c] | 493,105 | 9.3 |
| **80+** | 1.00000 | 41,081 | 0.15892 | 41,081 | 258,504 | - | 258,504 | 6.3 |
| **Lelaki** *Male* | | | | | | | | |
| **0** | 0.00969 | 969 | 0.00978 | 100,000 | 99,099 | 0.98913 [a] | 6,925,446 | 69.3 |
| **1** | 0.00280 | 278 | 0.00070 | 99,031 | 395,465 | 0.99654 [b] | 6,826,347 | 68.9 |
| **5** | 0.00370 | 366 | 0.00074 | 98,754 | 492,854 | 0.99746 | 6,430,882 | 65.1 |
| **10** | 0.00137 | 135 | 0.00027 | 98,388 | 491,603 | 0.99735 | 5,938,028 | 60.4 |
| **15** | 0.00393 | 386 | 0.00079 | 98,253 | 490,301 | 0.99554 | 5,446,424 | 55.4 |
| **20** | 0.00499 | 488 | 0.00100 | 97,867 | 488,115 | 0.99289 | 4,956,123 | 50.6 |
| **25** | 0.00924 | 900 | 0.00186 | 97,379 | 484,644 | 0.99103 | 4,468,008 | 45.9 |
| **30** | 0.00869 | 839 | 0.00175 | 96,479 | 480,298 | 0.98640 | 3,983,363 | 41.3 |
| **35** | 0.01854 | 1,773 | 0.00374 | 95,640 | 473,768 | 0.97917 | 3,503,065 | 36.6 |
| **40** | 0.02316 | 2,174 | 0.00469 | 93,867 | 463,899 | 0.97421 | 3,029,298 | 32.3 |
| **45** | 0.02849 | 2,612 | 0.00578 | 91,693 | 451,934 | 0.95798 | 2,565,399 | 28.0 |
| **50** | 0.05595 | 4,984 | 0.01151 | 89,081 | 432,943 | 0.92379 | 2,113,465 | 23.7 |
| **55** | 0.09768 | 8,214 | 0.02054 | 84,097 | 399,948 | 0.88505 | 1,680,522 | 20.0 |
| **60** | 0.13409 | 10,175 | 0.02874 | 75,882 | 353,975 | 0.85360 | 1,280,574 | 16.9 |
| **65** | 0.16062 | 10,554 | 0.03493 | 65,708 | 302,154 | 0.81868 | 926,599 | 14.1 |
| **70** | 0.20597 | 11,360 | 0.04592 | 55,154 | 247,369 | 0.77033 | 624,445 | 11.3 |
| **75** | 0.25952 | 11,365 | 0.05964 | 43,794 | 190,555 | 0.49465 [c] | 377,076 | 8.6 |
| **80+** | 1.00000 | 32,428 | 0.17386 | 32,428 | 186,521 | - | 186,521 | 5.8 |
| **Perempuan** *Female* | | | | | | | | |
| **0** | 0.00740 | 740 | 0.00745 | 100,000 | 99,313 | 0.99164 [a] | 7,574,307 | 75.7 |
| **1** | 0.00215 | 213 | 0.00054 | 99,260 | 396,508 | 0.99859 [b] | 7,474,993 | 75.3 |
| **5** | 0.00045 | 44 | 0.00009 | 99,046 | 495,122 | 0.99907 | 7,078,485 | 71.5 |
| **10** | 0.00141 | 140 | 0.00028 | 99,002 | 494,662 | 0.99807 | 6,583,364 | 66.5 |
| **15** | 0.00244 | 241 | 0.00049 | 98,862 | 493,709 | 0.99665 | 6,088,702 | 61.6 |
| **20** | 0.00426 | 420 | 0.00085 | 98,621 | 492,056 | 0.99594 | 5,594,993 | 56.7 |
| **25** | 0.00387 | 380 | 0.00078 | 98,201 | 490,056 | 0.99384 | 5,102,937 | 52.0 |
| **30** | 0.00846 | 828 | 0.00170 | 97,821 | 487,037 | 0.99399 | 4,612,881 | 47.2 |
| **35** | 0.00355 | 344 | 0.00071 | 96,994 | 484,108 | 0.99160 | 4,125,845 | 42.5 |
| **40** | 0.01328 | 1,284 | 0.00267 | 96,650 | 480,039 | 0.98388 | 3,641,737 | 37.7 |
| **45** | 0.01901 | 1,813 | 0.00384 | 95,366 | 472,298 | 0.97206 | 3,161,698 | 33.2 |
| **50** | 0.03704 | 3,466 | 0.00755 | 93,553 | 459,103 | 0.96201 | 2,689,400 | 28.7 |
| **55** | 0.03898 | 3,512 | 0.00795 | 90,088 | 441,660 | 0.94210 | 2,230,297 | 24.8 |
| **60** | 0.07759 | 6,718 | 0.01615 | 86,576 | 416,086 | 0.91531 | 1,788,637 | 20.7 |
| **65** | 0.09239 | 7,378 | 0.01937 | 79,858 | 380,846 | 0.89419 | 1,372,551 | 17.2 |
| **70** | 0.12059 | 8,740 | 0.02567 | 72,480 | 340,550 | 0.84914 | 991,704 | 13.7 |
| **75** | 0.18529 | 11,810 | 0.04084 | 63,740 | 289,173 | 0.55591 [c] | 651,154 | 10.2 |
| **80+** | 1.00000 | 51,930 | 0.14346 | 51,930 | 361,981 | - | 361,981 | 7.0 |

**Nota:** *Notes:*
[a] **Daripada umur 0 hingga kumpulan umur 1-4**
*From age of 0 to age group 1-4*
[b] **Daripada umur 0, kumpulan umur 1-4 hingga kumpulan umur 5-9**
*From age of 0, age group 1-4 to age group 5-9*
[c] **Daripada umur 75 hingga 80+**
*From age of 75 to 80+*
[P] **Permulaan**
*Preliminary*

**Jadual 4.10.14: Jadual hayat ringkas mengikut jantina dan umur, Kota Marudu, Sabah, 2025[P]**

*Table 4.10.14: Abridged life table by sex and age, Kota Marudu, Sabah, 2025 [P]*

| **Umur** *Age* | **Kebarangkalian mati di antara umur x dan umur x+n** *Probability of dying between age x and age x+n* | **Bilangan kematian di antara umur x dan umur x+n** *Number of deaths between age x and age x+n* | **Kadar tengah mortaliti di antara umur x dan umur x+n** *Central mortality rate between age x and age x+n* | **Penakat (orang yang masih hidup) pada umur tepat x** *Survivors at exact age x* | **Bilangan orang hidup-tahun di antara umur x dan umur x+n** *Number of person-years lived between age x and age x+n* | **Nisbah ketakatan** *Survival ratio* | **Jumlah bilangan orang hidup-tahun selepas umur tepat x** *Total number of person-years lived after exact age x* | **Jangkaan hayat** *Life expectancy* |
|---|---|---|---|---|---|---|---|---|
| **x** | $_nq_x$ | $_nd_x$ | $_nm_x$ | $l_x$ | $_nL_x$ | $_nS_x$ | $T_x$ | $e_x$ |
| **Lelaki dan Perempuan** *Both sexes* | | | | | | | | |
| **0** | 0.00793 | 793 | 0.00799 | 100,000 | 99,265 | 0.99145 [a] | 7,069,739 | 70.7 |
| **1** | 0.00150 | 148 | 0.00037 | 99,207 | 396,459 | 0.99839 [b] | 6,970,474 | 70.3 |
| **5** | 0.00149 | 148 | 0.00030 | 99,059 | 494,924 | 0.99739 | 6,574,015 | 66.4 |
| **10** | 0.00372 | 368 | 0.00075 | 98,911 | 493,634 | 0.99670 | 6,079,092 | 61.5 |
| **15** | 0.00288 | 284 | 0.00058 | 98,543 | 492,003 | 0.99638 | 5,585,458 | 56.7 |
| **20** | 0.00435 | 428 | 0.00087 | 98,258 | 490,224 | 0.99425 | 5,093,455 | 51.8 |
| **25** | 0.00716 | 701 | 0.00144 | 97,831 | 487,403 | 0.99187 | 4,603,231 | 47.1 |
| **30** | 0.00910 | 884 | 0.00183 | 97,130 | 483,443 | 0.98713 | 4,115,828 | 42.4 |
| **35** | 0.01668 | 1,606 | 0.00336 | 96,247 | 477,220 | 0.98133 | 3,632,385 | 37.7 |
| **40** | 0.02070 | 1,959 | 0.00418 | 94,641 | 468,309 | 0.97063 | 3,155,165 | 33.3 |
| **45** | 0.03823 | 3,544 | 0.00780 | 92,682 | 454,553 | 0.95402 | 2,686,856 | 29.0 |
| **50** | 0.05404 | 4,817 | 0.01111 | 89,139 | 433,652 | 0.94068 | 2,232,302 | 25.0 |
| **55** | 0.06490 | 5,472 | 0.01341 | 84,322 | 407,930 | 0.91214 | 1,798,650 | 21.3 |
| **60** | 0.11241 | 8,864 | 0.02382 | 78,850 | 372,091 | 0.86452 | 1,390,720 | 17.6 |
| **65** | 0.16146 | 11,300 | 0.03513 | 69,986 | 321,682 | 0.84630 | 1,018,628 | 14.6 |
| **70** | 0.14445 | 8,477 | 0.03114 | 58,686 | 272,239 | 0.78659 | 696,947 | 11.9 |
| **75** | 0.29402 | 14,762 | 0.06894 | 50,209 | 214,140 | 0.49580 [c] | 424,708 | 8.5 |
| **80+** | 1.00000 | 35,447 | 0.16834 | 35,447 | 210,568 | - | 210,568 | 5.9 |
| **Lelaki** *Male* | | | | | | | | |
| **0** | 0.00984 | 984 | 0.00993 | 100,000 | 99,085 | 0.98952 [a] | 6,780,431 | 67.8 |
| **1** | 0.00164 | 163 | 0.00041 | 99,016 | 395,676 | 0.99805 [b] | 6,681,346 | 67.5 |
| **5** | 0.00189 | 187 | 0.00038 | 98,853 | 493,798 | 0.99700 | 6,285,670 | 63.6 |
| **10** | 0.00410 | 405 | 0.00082 | 98,666 | 492,318 | 0.99610 | 5,791,872 | 58.7 |
| **15** | 0.00370 | 364 | 0.00074 | 98,261 | 490,396 | 0.99481 | 5,299,554 | 53.9 |
| **20** | 0.00669 | 655 | 0.00134 | 97,897 | 487,850 | 0.99180 | 4,809,158 | 49.1 |
| **25** | 0.00971 | 945 | 0.00195 | 97,243 | 483,851 | 0.98822 | 4,321,308 | 44.4 |
| **30** | 0.01386 | 1,335 | 0.00279 | 96,298 | 478,152 | 0.98237 | 3,837,457 | 39.8 |
| **35** | 0.02145 | 2,037 | 0.00434 | 94,963 | 469,723 | 0.97534 | 3,359,305 | 35.4 |
| **40** | 0.02794 | 2,596 | 0.00567 | 92,926 | 458,141 | 0.96065 | 2,889,582 | 31.1 |
| **45** | 0.05109 | 4,615 | 0.01049 | 90,330 | 440,111 | 0.93606 | 2,431,441 | 26.9 |
| **50** | 0.07747 | 6,640 | 0.01612 | 85,715 | 411,972 | 0.92188 | 1,991,330 | 23.2 |
| **55** | 0.07882 | 6,232 | 0.01641 | 79,074 | 379,790 | 0.88890 | 1,579,358 | 20.0 |
| **60** | 0.14614 | 10,645 | 0.03153 | 72,842 | 337,597 | 0.82269 | 1,199,567 | 16.5 |
| **65** | 0.21382 | 13,299 | 0.04788 | 62,197 | 277,737 | 0.82468 | 861,970 | 13.9 |
| **70** | 0.12634 | 6,178 | 0.02697 | 48,898 | 229,045 | 0.79961 | 584,234 | 11.9 |
| **75** | 0.28515 | 12,182 | 0.06651 | 42,720 | 183,146 | 0.48437 [c] | 355,189 | 8.3 |
| **80+** | 1.00000 | 30,538 | 0.17750 | 30,538 | 172,043 | - | 172,043 | 5.6 |
| **Perempuan** *Female* | | | | | | | | |
| **0** | 0.00571 | 571 | 0.00574 | 100,000 | 99,467 | 0.99371 [a] | 7,399,452 | 74.0 |
| **1** | 0.00134 | 133 | 0.00033 | 99,429 | 397,386 | 0.99873 [b] | 7,299,985 | 73.4 |
| **5** | 0.00105 | 104 | 0.00021 | 99,296 | 496,220 | 0.99782 | 6,902,599 | 69.5 |
| **10** | 0.00331 | 328 | 0.00066 | 99,192 | 495,139 | 0.99734 | 6,406,379 | 64.6 |
| **15** | 0.00200 | 198 | 0.00040 | 98,864 | 493,824 | 0.99813 | 5,911,240 | 59.8 |
| **20** | 0.00173 | 171 | 0.00035 | 98,666 | 492,902 | 0.99693 | 5,417,416 | 54.9 |
| **25** | 0.00441 | 434 | 0.00088 | 98,495 | 491,390 | 0.99565 | 4,924,514 | 50.0 |
| **30** | 0.00430 | 421 | 0.00086 | 98,061 | 489,251 | 0.99181 | 4,433,124 | 45.2 |
| **35** | 0.01211 | 1,182 | 0.00244 | 97,640 | 485,242 | 0.98724 | 3,943,873 | 40.4 |
| **40** | 0.01341 | 1,294 | 0.00270 | 96,457 | 479,052 | 0.98077 | 3,458,631 | 35.9 |
| **45** | 0.02512 | 2,390 | 0.00509 | 95,164 | 469,842 | 0.97183 | 2,979,579 | 31.3 |
| **50** | 0.03131 | 2,905 | 0.00636 | 92,773 | 456,604 | 0.95894 | 2,509,738 | 27.1 |
| **55** | 0.05113 | 4,595 | 0.01049 | 89,869 | 437,855 | 0.93562 | 2,053,134 | 22.8 |
| **60** | 0.07834 | 6,680 | 0.01631 | 85,273 | 409,667 | 0.91071 | 1,615,279 | 18.9 |
| **65** | 0.10116 | 7,951 | 0.02131 | 78,593 | 373,089 | 0.86839 | 1,205,612 | 15.3 |
| **70** | 0.16548 | 11,690 | 0.03608 | 70,642 | 323,988 | 0.77186 | 832,523 | 11.8 |
| **75** | 0.30324 | 17,877 | 0.07149 | 58,953 | 250,073 | 0.50825 [c] | 508,535 | 8.6 |
| **80+** | 1.00000 | 41,076 | 0.15893 | 41,076 | 258,462 | - | 258,462 | 6.3 |

**Nota:** *Notes:*

[a] **Daripada umur 0 hingga kumpulan umur 1-4**
*From age of 0 to age group 1-4*

[b] **Daripada umur 0, kumpulan umur 1-4 hingga kumpulan umur 5-9**
*From age of 0, age group 1-4 to age group 5-9*

[c] **Daripada umur 75 hingga 80+**
*From age of 75 to 80+*

[P] **Permulaan**
*Preliminary*

**Jadual 4.10.15: Jadual hayat ringkas mengikut jantina dan umur, Pitas, Sabah, 2025[p]**
*Table 4.10.15: Abridged life table by sex and age, Pitas, Sabah, 2025[p]*

| Umur *Age* | Kebarangkalian mati di antara umur x dan umur x+n *Probability of dying between age x and age x+n* | Bilangan kematian di antara umur x dan umur x+n *Number of deaths between age x and age x+n* | Kadar tengah mortaliti di antara umur x dan umur x+n *Central mortality rate between age x and age x+n* | Penakat (orang yang masih hidup) pada umur tepat x *Survivors at exact age x* | Bilangan orang hidup-tahun di antara umur x dan umur x+n *Number of person-years lived between age x and age x+n* | Nisbah ketakatan *Survival ratio* | Jumlah bilangan orang hidup-tahun selepas umur tepat x *Total number of person-years lived after exact age x* | Jangkaan hayat *Life expectancy* |
|---|---|---|---|---|---|---|---|---|
| x | $_nq_x$ | $_nd_x$ | $_nm_x$ | $l_x$ | $_nL_x$ | $_nS_x$ | $T_x$ | $e_x$ |
| **Lelaki dan Perempuan** *Both sexes* | | | | | | | | |
| **0** | 0.00894 | 894 | 0.00902 | 100,000 | 99,174 | 0.98994 [a] | 6,926,811 | 69.3 |
| **1** | 0.00253 | 251 | 0.00063 | 99,106 | 395,798 | 0.99809 [b] | 6,827,637 | 68.9 |
| **5** | 0.00100 | 99 | 0.00020 | 98,855 | 494,028 | 0.99784 | 6,431,839 | 65.1 |
| **10** | 0.00332 | 328 | 0.00067 | 98,756 | 492,961 | 0.99674 | 5,937,811 | 60.1 |
| **15** | 0.00320 | 315 | 0.00064 | 98,428 | 491,352 | 0.99593 | 5,444,850 | 55.3 |
| **20** | 0.00494 | 485 | 0.00099 | 98,113 | 489,352 | 0.99231 | 4,953,498 | 50.5 |
| **25** | 0.01045 | 1,021 | 0.00210 | 97,628 | 485,588 | 0.99021 | 4,464,146 | 45.7 |
| **30** | 0.00913 | 882 | 0.00183 | 96,607 | 480,833 | 0.99052 | 3,978,557 | 41.2 |
| **35** | 0.00984 | 942 | 0.00198 | 95,726 | 476,274 | 0.98393 | 3,497,724 | 36.5 |
| **40** | 0.02236 | 2,119 | 0.00452 | 94,784 | 468,622 | 0.97115 | 3,021,450 | 31.9 |
| **45** | 0.03550 | 3,290 | 0.00723 | 92,665 | 455,100 | 0.95073 | 2,552,828 | 27.5 |
| **50** | 0.06356 | 5,680 | 0.01313 | 89,375 | 432,676 | 0.94032 | 2,097,728 | 23.5 |
| **55** | 0.05555 | 4,649 | 0.01143 | 83,695 | 406,852 | 0.90390 | 1,665,052 | 19.9 |
| **60** | 0.13903 | 10,990 | 0.02988 | 79,046 | 367,755 | 0.83714 | 1,258,199 | 15.9 |
| **65** | 0.19054 | 12,967 | 0.04212 | 68,056 | 307,863 | 0.80677 | 890,444 | 13.1 |
| **70** | 0.19656 | 10,828 | 0.04360 | 55,089 | 248,374 | 0.72760 | 582,581 | 10.6 |
| **75** | 0.36680 | 16,235 | 0.08983 | 44,261 | 180,718 | 0.45926 [c] | 334,207 | 7.6 |
| **80+** | 1.00000 | 28,026 | 0.18259 | 28,026 | 153,489 | - | 153,489 | 5.5 |
| **Lelaki** *Male* | | | | | | | | |
| **0** | 0.00989 | 989 | 0.00998 | 100,000 | 99,081 | 0.98833 [a] | 6,706,282 | 67.1 |
| **1** | 0.00409 | 405 | 0.00102 | 99,011 | 395,083 | 0.99674 [b] | 6,607,200 | 66.7 |
| **5** | 0.00195 | 192 | 0.00039 | 98,607 | 492,553 | 0.99737 | 6,212,117 | 63.0 |
| **10** | 0.00331 | 326 | 0.00066 | 98,415 | 491,259 | 0.99637 | 5,719,564 | 58.1 |
| **15** | 0.00395 | 387 | 0.00079 | 98,089 | 489,478 | 0.99481 | 5,228,305 | 53.3 |
| **20** | 0.00645 | 630 | 0.00129 | 97,702 | 486,936 | 0.98996 | 4,738,827 | 48.5 |
| **25** | 0.01366 | 1,326 | 0.00275 | 97,072 | 482,047 | 0.98710 | 4,251,892 | 43.8 |
| **30** | 0.01213 | 1,162 | 0.00244 | 95,746 | 475,828 | 0.98643 | 3,769,845 | 39.4 |
| **35** | 0.01502 | 1,420 | 0.00303 | 94,585 | 469,373 | 0.98056 | 3,294,017 | 34.8 |
| **40** | 0.02393 | 2,230 | 0.00484 | 93,164 | 460,248 | 0.96709 | 2,824,644 | 30.3 |
| **45** | 0.04212 | 3,830 | 0.00860 | 90,935 | 445,100 | 0.94067 | 2,364,395 | 26.0 |
| **50** | 0.07731 | 6,734 | 0.01608 | 87,105 | 418,691 | 0.92491 | 1,919,295 | 22.0 |
| **55** | 0.07269 | 5,843 | 0.01509 | 80,371 | 387,249 | 0.89188 | 1,500,605 | 18.7 |
| **60** | 0.14631 | 10,905 | 0.03157 | 74,529 | 345,381 | 0.81190 | 1,113,356 | 14.9 |
| **65** | 0.23706 | 15,082 | 0.05379 | 63,624 | 280,414 | 0.77635 | 767,974 | 12.1 |
| **70** | 0.20608 | 10,004 | 0.04595 | 48,542 | 217,699 | 0.70325 | 487,560 | 10.0 |
| **75** | 0.41096 | 15,837 | 0.10345 | 38,538 | 153,096 | 0.43269 [c] | 269,862 | 7.0 |
| **80+** | 1.00000 | 22,700 | 0.19441 | 22,700 | 116,766 | - | 116,766 | 5.1 |
| **Perempuan** *Female* | | | | | | | | |
| **0** | 0.00791 | 791 | 0.00796 | 100,000 | 99,268 | 0.99178 [a] | 7,189,129 | 71.9 |
| **1** | 0.00087 | 86 | 0.00022 | 99,209 | 396,623 | 0.99944 [b] | 7,089,861 | 71.5 |
| **5** | 0.00000 | - | 0.00000 | 99,123 | 495,615 | 0.99833 | 6,693,239 | 67.5 |
| **10** | 0.00334 | 331 | 0.00067 | 99,123 | 494,787 | 0.99711 | 6,197,624 | 62.5 |
| **15** | 0.00244 | 241 | 0.00049 | 98,792 | 493,357 | 0.99718 | 5,702,836 | 57.7 |
| **20** | 0.00320 | 315 | 0.00064 | 98,551 | 491,967 | 0.99492 | 5,209,479 | 52.9 |
| **25** | 0.00696 | 683 | 0.00140 | 98,236 | 489,470 | 0.99355 | 4,717,512 | 48.0 |
| **30** | 0.00594 | 579 | 0.00119 | 97,552 | 486,313 | 0.99471 | 4,228,041 | 43.3 |
| **35** | 0.00464 | 450 | 0.00093 | 96,973 | 483,741 | 0.98736 | 3,741,728 | 38.6 |
| **40** | 0.02068 | 1,996 | 0.00418 | 96,523 | 477,626 | 0.97567 | 3,257,987 | 33.8 |
| **45** | 0.02806 | 2,652 | 0.00569 | 94,527 | 466,005 | 0.96161 | 2,780,361 | 29.4 |
| **50** | 0.04902 | 4,504 | 0.01005 | 91,875 | 448,115 | 0.95686 | 2,314,356 | 25.2 |
| **55** | 0.03695 | 3,229 | 0.00753 | 87,371 | 428,784 | 0.91668 | 1,866,241 | 21.4 |
| **60** | 0.13146 | 11,062 | 0.02814 | 84,142 | 393,058 | 0.86513 | 1,437,457 | 17.1 |
| **65** | 0.13879 | 10,143 | 0.02983 | 73,081 | 340,046 | 0.83949 | 1,044,400 | 14.3 |
| **70** | 0.18574 | 11,690 | 0.04095 | 62,938 | 285,464 | 0.75230 | 704,354 | 11.2 |
| **75** | 0.32381 | 16,595 | 0.07727 | 51,248 | 214,753 | 0.48733 [c] | 418,890 | 8.2 |
| **80+** | 1.00000 | 34,653 | 0.16976 | 34,653 | 204,137 | - | 204,137 | 5.9 |

**Nota:** *Notes:*
[a] **Daripada umur 0 hingga kumpulan umur 1-4**
*From age of 0 to age group 1-4*
[b] **Daripada umur 0, kumpulan umur 1-4 hingga kumpulan umur 5-9**
*From age of 0, age group 1-4 to age group 5-9*
[c] **Daripada umur 75 hingga 80+**
*From age of 75 to 80+*
[p] **Permulaan**
*Preliminary*

**Jadual 4.10.16: Jadual hayat ringkas mengikut jantina dan umur, Beaufort, Sabah, 2025[p]**
*Table 4.10.16: Abridged life table by sex and age, Beaufort, Sabah, 2025[p]*

| Umur *Age* | Kebarangkalian mati di antara umur x dan umur x+n *Probability of dying between age x and age x+n* | Bilangan kematian di antara umur x dan umur x+n *Number of deaths between age x and age x+n* | Kadar tengah mortaliti di antara umur x dan umur x+n *Central mortality rate between age x and age x+n* | Penakat (orang yang masih hidup) pada umur tepat x *Survivors at exact age x* | Bilangan orang hidup-tahun di antara umur x dan umur x+n *Number of person-years lived between age x and age x+n* | Nisbah ketakatan *Survival ratio* | Jumlah bilangan orang hidup-tahun selepas umur tepat x *Total number of person-years lived after exact age x* | Jangkaan hayat *Life expectancy* |
|---|---|---|---|---|---|---|---|---|
| x | $_nq_x$ | $_nd_x$ | $_nm_x$ | $l_x$ | $_nL_x$ | $_nS_x$ | $T_x$ | $e_x$ |
| **Lelaki dan Perempuan** *Both sexes* | | | | | | | | |
| **0** | 0.01283 | 1,283 | 0.01298 | 100,000 | 98,831 | 0.98689 [a] | 6,836,645 | 68.4 |
| **1** | 0.00102 | 101 | 0.00026 | 98,717 | 394,616 | 0.99898 [b] | 6,737,815 | 68.3 |
| **5** | 0.00056 | 55 | 0.00011 | 98,616 | 492,943 | 0.99899 | 6,343,199 | 64.3 |
| **10** | 0.00146 | 144 | 0.00029 | 98,561 | 492,445 | 0.99802 | 5,850,256 | 59.4 |
| **15** | 0.00250 | 246 | 0.00050 | 98,417 | 491,470 | 0.99672 | 5,357,811 | 54.4 |
| **20** | 0.00407 | 399 | 0.00081 | 98,171 | 489,857 | 0.99532 | 4,866,341 | 49.6 |
| **25** | 0.00530 | 518 | 0.00106 | 97,772 | 487,564 | 0.99174 | 4,376,484 | 44.8 |
| **30** | 0.01123 | 1,092 | 0.00226 | 97,254 | 483,539 | 0.98778 | 3,888,920 | 40.0 |
| **35** | 0.01321 | 1,271 | 0.00266 | 96,162 | 477,632 | 0.98290 | 3,405,381 | 35.4 |
| **40** | 0.02104 | 1,996 | 0.00425 | 94,891 | 469,464 | 0.97745 | 2,927,749 | 30.9 |
| **45** | 0.02409 | 2,238 | 0.00488 | 92,895 | 458,880 | 0.95698 | 2,458,285 | 26.5 |
| **50** | 0.06242 | 5,659 | 0.01289 | 90,657 | 439,138 | 0.92402 | 1,999,405 | 22.1 |
| **55** | 0.09044 | 7,687 | 0.01894 | 84,998 | 405,774 | 0.88043 | 1,560,267 | 18.4 |
| **60** | 0.15160 | 11,720 | 0.03281 | 77,311 | 357,257 | 0.79774 | 1,154,493 | 14.9 |
| **65** | 0.26198 | 17,184 | 0.06029 | 65,591 | 284,998 | 0.76628 | 797,236 | 12.2 |
| **70** | 0.19543 | 9,460 | 0.04332 | 48,408 | 218,388 | 0.73423 | 512,238 | 10.6 |
| **75** | 0.35319 | 13,756 | 0.08579 | 38,947 | 160,348 | 0.45432 [c] | 293,850 | 7.5 |
| **80+** | 1.00000 | 25,192 | 0.18870 | 25,192 | 133,502 | - | 133,502 | 5.3 |
| **Lelaki** *Male* | | | | | | | | |
| **0** | 0.01306 | 1,306 | 0.01322 | 100,000 | 98,799 | 0.98683 [a] | 6,662,030 | 66.6 |
| **1** | 0.00068 | 67 | 0.00017 | 98,694 | 394,617 | 0.99916 [b] | 6,563,231 | 66.5 |
| **5** | 0.00055 | 54 | 0.00011 | 98,627 | 493,001 | 0.99887 | 6,168,614 | 62.5 |
| **10** | 0.00171 | 169 | 0.00034 | 98,573 | 492,444 | 0.99744 | 5,675,613 | 57.6 |
| **15** | 0.00341 | 335 | 0.00068 | 98,404 | 491,184 | 0.99585 | 5,183,170 | 52.7 |
| **20** | 0.00490 | 481 | 0.00098 | 98,069 | 489,144 | 0.99434 | 4,691,986 | 47.8 |
| **25** | 0.00643 | 627 | 0.00129 | 97,588 | 486,374 | 0.98825 | 4,202,842 | 43.1 |
| **30** | 0.01710 | 1,658 | 0.00345 | 96,961 | 480,660 | 0.98565 | 3,716,468 | 38.3 |
| **35** | 0.01154 | 1,100 | 0.00232 | 95,303 | 473,765 | 0.97996 | 3,235,808 | 34.0 |
| **40** | 0.02865 | 2,699 | 0.00581 | 94,203 | 464,268 | 0.97139 | 2,762,043 | 29.3 |
| **45** | 0.02857 | 2,614 | 0.00580 | 91,504 | 450,986 | 0.94945 | 2,297,775 | 25.1 |
| **50** | 0.07318 | 6,505 | 0.01519 | 88,890 | 428,187 | 0.91532 | 1,846,789 | 20.8 |
| **55** | 0.09709 | 7,999 | 0.02041 | 82,385 | 391,928 | 0.86430 | 1,418,603 | 17.2 |
| **60** | 0.17847 | 13,275 | 0.03919 | 74,386 | 338,743 | 0.76902 | 1,026,675 | 13.8 |
| **65** | 0.29491 | 18,022 | 0.06918 | 61,111 | 260,499 | 0.74202 | 687,932 | 11.3 |
| **70** | 0.20561 | 8,859 | 0.04583 | 43,089 | 193,296 | 0.69999 | 427,433 | 9.9 |
| **75** | 0.41885 | 14,337 | 0.10596 | 34,229 | 135,305 | 0.42211 [c] | 234,137 | 6.8 |
| **80+** | 1.00000 | 19,893 | 0.20128 | 19,893 | 98,832 | - | 98,832 | 5.0 |
| **Perempuan** *Female* | | | | | | | | |
| **0** | 0.01259 | 1,259 | 0.01274 | 100,000 | 98,851 | 0.98695 [a] | 7,055,553 | 70.6 |
| **1** | 0.00137 | 135 | 0.00034 | 98,741 | 394,626 | 0.99880 [b] | 6,956,702 | 70.5 |
| **5** | 0.00057 | 56 | 0.00011 | 98,605 | 492,886 | 0.99912 | 6,562,076 | 66.5 |
| **10** | 0.00120 | 118 | 0.00024 | 98,549 | 492,450 | 0.99863 | 6,069,190 | 61.6 |
| **15** | 0.00154 | 152 | 0.00031 | 98,431 | 491,776 | 0.99768 | 5,576,740 | 56.7 |
| **20** | 0.00311 | 306 | 0.00062 | 98,279 | 490,633 | 0.99643 | 5,084,964 | 51.7 |
| **25** | 0.00403 | 395 | 0.00081 | 97,974 | 488,883 | 0.99556 | 4,594,331 | 46.9 |
| **30** | 0.00485 | 473 | 0.00097 | 97,579 | 486,714 | 0.99013 | 4,105,448 | 42.1 |
| **35** | 0.01492 | 1,449 | 0.00301 | 97,106 | 481,908 | 0.98621 | 3,618,734 | 37.3 |
| **40** | 0.01264 | 1,209 | 0.00254 | 95,657 | 475,262 | 0.98407 | 3,136,826 | 32.8 |
| **45** | 0.01925 | 1,818 | 0.00389 | 94,448 | 467,692 | 0.96524 | 2,661,565 | 28.2 |
| **50** | 0.05057 | 4,684 | 0.01038 | 92,629 | 451,436 | 0.93376 | 2,193,872 | 23.7 |
| **55** | 0.08274 | 7,277 | 0.01726 | 87,945 | 421,534 | 0.89944 | 1,742,436 | 19.8 |
| **60** | 0.11998 | 9,679 | 0.02553 | 80,668 | 379,145 | 0.83293 | 1,320,903 | 16.4 |
| **65** | 0.22059 | 15,659 | 0.04959 | 70,990 | 315,799 | 0.79443 | 941,758 | 13.3 |
| **70** | 0.18631 | 10,309 | 0.04109 | 55,330 | 250,879 | 0.76686 | 625,958 | 11.3 |
| **75** | 0.29070 | 13,088 | 0.06803 | 45,022 | 192,389 | 0.48707 [c] | 375,079 | 8.3 |
| **80+** | 1.00000 | 31,934 | 0.17480 | 31,934 | 182,690 | - | 182,690 | 5.7 |

**Nota:** *Notes:*
[a] **Daripada umur 0 hingga kumpulan umur 1-4**
*From age of 0 to age group 1-4*
[b] **Daripada umur 0, kumpulan umur 1-4 hingga kumpulan umur 5-9**
*From age of 0, age group 1-4 to age group 5-9*
[c] **Daripada umur 75 hingga 80+**
*From age of 75 to 80+*
[p] **Permulaan**
*Preliminary*

**Jadual 4.10.17: Jadual hayat ringkas mengikut jantina dan umur, Kuala Penyu, Sabah, 2025[p]**

*Table 4.10.17: Abridged life table by sex and age, Kuala Penyu, Sabah, 2025 [p]*

| **Umur** *Age* | **Kebarangkalian mati di antara umur x dan umur x+n** *Probability of dying between age x and age x+n* | **Bilangan kematian di antara umur x dan umur x+n** *Number of deaths between age x and age x+n* | **Kadar tengah mortaliti di antara umur x dan umur x+n** *Central mortality rate between age x and age x+n* | **Penakat (orang yang masih hidup) pada umur tepat x** *Survivors at exact age x* | **Bilangan orang hidup-tahun di antara umur x dan umur x+n** *Number of person-years lived between age x and age x+n* | **Nisbah ketakatan** *Survival ratio* | **Jumlah bilangan orang hidup-tahun selepas umur tepat x** *Total number of person-years lived after exact age x* | **Jangkaan hayat** *Life expectancy* |
|---|---|---|---|---|---|---|---|---|
| **x** | $_nq_x$ | $_nd_x$ | $_nm_x$ | $l_x$ | $_nL_x$ | $_nS_x$ | $T_x$ | $e_x$ |
| **Lelaki dan Perempuan** *Both sexes* | | | | | | | | |
| **0** | 0.00549 | 549 | 0.00551 | 100,000 | 99,488 | 0.99223 [a] | 6,736,261 | 67.4 |
| **1** | 0.00477 | 474 | 0.00120 | 99,451 | 396,628 | 0.99717 [b] | 6,636,773 | 66.7 |
| **5** | 0.00070 | 70 | 0.00014 | 98,977 | 494,713 | 0.99782 | 6,240,146 | 63.0 |
| **10** | 0.00365 | 361 | 0.00073 | 98,908 | 493,636 | 0.99639 | 5,745,433 | 58.1 |
| **15** | 0.00357 | 351 | 0.00071 | 98,547 | 491,855 | 0.99666 | 5,251,797 | 53.3 |
| **20** | 0.00311 | 306 | 0.00062 | 98,195 | 490,212 | 0.99685 | 4,759,943 | 48.5 |
| **25** | 0.00319 | 312 | 0.00064 | 97,890 | 488,666 | 0.99294 | 4,269,731 | 43.6 |
| **30** | 0.01094 | 1,067 | 0.00220 | 97,577 | 485,217 | 0.98897 | 3,781,064 | 38.7 |
| **35** | 0.01111 | 1,073 | 0.00223 | 96,510 | 479,867 | 0.98249 | 3,295,848 | 34.2 |
| **40** | 0.02399 | 2,289 | 0.00486 | 95,437 | 471,462 | 0.96636 | 2,815,980 | 29.5 |
| **45** | 0.04353 | 4,054 | 0.00890 | 93,148 | 455,603 | 0.94651 | 2,344,518 | 25.2 |
| **50** | 0.06390 | 5,693 | 0.01320 | 89,093 | 431,234 | 0.91983 | 1,888,915 | 21.2 |
| **55** | 0.09756 | 8,137 | 0.02051 | 83,400 | 396,661 | 0.88380 | 1,457,681 | 17.5 |
| **60** | 0.13685 | 10,300 | 0.02938 | 75,264 | 350,570 | 0.82902 | 1,061,020 | 14.1 |
| **65** | 0.21053 | 13,677 | 0.04706 | 64,964 | 290,628 | 0.74040 | 710,450 | 10.9 |
| **70** | 0.32176 | 16,502 | 0.07669 | 51,287 | 215,181 | 0.59296 | 419,822 | 8.2 |
| **75** | 0.53279 | 18,533 | 0.14525 | 34,785 | 127,593 | 0.37650 [c] | 204,641 | 5.9 |
| **80+** | 1.00000 | 16,252 | 0.21094 | 16,252 | 77,047 | - | 77,047 | 4.7 |
| **Lelaki** *Male* | | | | | | | | |
| **0** | 0.00909 | 909 | 0.00917 | 100,000 | 99,153 | 0.98929 [a] | 6,413,335 | 64.1 |
| **1** | 0.00370 | 367 | 0.00093 | 99,091 | 395,493 | 0.99725 [b] | 6,314,182 | 63.7 |
| **5** | 0.00136 | 135 | 0.00027 | 98,724 | 493,284 | 0.99789 | 5,918,689 | 60.0 |
| **10** | 0.00286 | 282 | 0.00057 | 98,589 | 492,243 | 0.99559 | 5,425,405 | 55.0 |
| **15** | 0.00597 | 587 | 0.00120 | 98,308 | 490,071 | 0.99514 | 4,933,163 | 50.2 |
| **20** | 0.00373 | 365 | 0.00075 | 97,721 | 487,691 | 0.99732 | 4,443,092 | 45.5 |
| **25** | 0.00162 | 157 | 0.00032 | 97,356 | 486,385 | 0.99304 | 3,955,401 | 40.6 |
| **30** | 0.01232 | 1,197 | 0.00248 | 97,198 | 482,999 | 0.98814 | 3,469,016 | 35.7 |
| **35** | 0.01141 | 1,095 | 0.00229 | 96,001 | 477,269 | 0.97510 | 2,986,017 | 31.1 |
| **40** | 0.03856 | 3,659 | 0.00786 | 94,906 | 465,383 | 0.95017 | 2,508,747 | 26.4 |
| **45** | 0.06156 | 5,617 | 0.01270 | 91,247 | 442,191 | 0.93129 | 2,043,364 | 22.4 |
| **50** | 0.07634 | 6,537 | 0.01587 | 85,630 | 411,807 | 0.89471 | 1,601,173 | 18.7 |
| **55** | 0.13665 | 10,808 | 0.02933 | 79,093 | 368,446 | 0.83717 | 1,189,366 | 15.0 |
| **60** | 0.19316 | 13,190 | 0.04276 | 68,285 | 308,451 | 0.76948 | 820,921 | 12.0 |
| **65** | 0.27682 | 15,251 | 0.06426 | 55,095 | 237,347 | 0.66621 | 512,470 | 9.3 |
| **70** | 0.41257 | 16,438 | 0.10396 | 39,844 | 158,123 | 0.50673 | 275,123 | 6.9 |
| **75** | 0.63063 | 14,760 | 0.18421 | 23,405 | 80,126 | 0.31517 [c] | 117,001 | 5.0 |
| **80+** | 1.00000 | 8,645 | 0.23445 | 8,645 | 36,875 | - | 36,875 | 4.3 |
| **Perempuan** *Female* | | | | | | | | |
| **0** | 0.00212 | 212 | 0.00213 | 100,000 | 99,800 | 0.99498 [a] | 7,141,046 | 71.4 |
| **1** | 0.00590 | 589 | 0.00148 | 99,788 | 397,692 | 0.99699 [b] | 7,041,246 | 70.6 |
| **5** | 0.00000 | - | 0.00000 | 99,199 | 495,996 | 0.99776 | 6,643,554 | 67.0 |
| **10** | 0.00448 | 445 | 0.00090 | 99,199 | 494,884 | 0.99716 | 6,147,558 | 62.0 |
| **15** | 0.00118 | 117 | 0.00024 | 98,755 | 493,481 | 0.99816 | 5,652,674 | 57.2 |
| **20** | 0.00249 | 246 | 0.00050 | 98,638 | 492,574 | 0.99639 | 5,159,193 | 52.3 |
| **25** | 0.00473 | 465 | 0.00095 | 98,392 | 490,797 | 0.99300 | 4,666,619 | 47.4 |
| **30** | 0.00928 | 909 | 0.00186 | 97,927 | 487,362 | 0.98995 | 4,175,822 | 42.6 |
| **35** | 0.01083 | 1,051 | 0.00218 | 97,018 | 482,463 | 0.99020 | 3,688,460 | 38.0 |
| **40** | 0.00876 | 841 | 0.00176 | 95,967 | 477,733 | 0.98309 | 3,205,997 | 33.4 |
| **45** | 0.02513 | 2,390 | 0.00509 | 95,126 | 469,656 | 0.96193 | 2,728,264 | 28.7 |
| **50** | 0.05135 | 4,762 | 0.01054 | 92,736 | 451,776 | 0.94450 | 2,258,608 | 24.4 |
| **55** | 0.05988 | 5,268 | 0.01235 | 87,974 | 426,702 | 0.93037 | 1,806,832 | 20.5 |
| **60** | 0.08000 | 6,617 | 0.01667 | 82,706 | 396,991 | 0.89012 | 1,380,130 | 16.7 |
| **65** | 0.14235 | 10,831 | 0.03065 | 76,090 | 353,371 | 0.81454 | 983,139 | 12.9 |
| **70** | 0.23573 | 15,384 | 0.05345 | 65,259 | 287,834 | 0.67096 | 629,768 | 9.7 |
| **75** | 0.45113 | 22,500 | 0.11650 | 49,875 | 193,125 | 0.43520 [c] | 341,934 | 6.9 |
| **80+** | 1.00000 | 27,375 | 0.18396 | 27,375 | 148,809 | - | 148,809 | 5.4 |

**Nota:** *Notes:*

[a] **Daripada umur 0 hingga kumpulan umur 1-4**
*From age of 0 to age group 1-4*

[b] **Daripada umur 0, kumpulan umur 1-4 hingga kumpulan umur 5-9**
*From age of 0, age group 1-4 to age group 5-9*

[c] **Daripada umur 75 hingga 80+**
*From age of 75 to 80+*

[p] **Permulaan**
*Preliminary*

**Jadual 4.10.18: Jadual hayat ringkas mengikut jantina dan umur, Sipitang, Sabah, 2025[p]**
*Table 4.10.18: Abridged life table by sex and age, Sipitang, Sabah, 2025[p]*

| Umur *Age* | Kebarangkalian mati di antara umur x dan umur x+n *Probability of dying between age x and age x+n* | Bilangan kematian di antara umur x dan umur x+n *Number of deaths between age x and age x+n* | Kadar tengah mortaliti di antara umur x dan umur x+n *Central mortality rate between age x and age x+n* | Penakat (orang yang masih hidup) pada umur tepat x *Survivors at exact age x* | Bilangan orang hidup-tahun di antara umur x dan umur x+n *Number of person-years lived between age x and age x+n* | Nisbah ketakatan *Survival ratio* | Jumlah bilangan orang hidup-tahun selepas umur tepat x *Total number of person-years lived after exact age x* | Jangkaan hayat *Life expectancy* |
|---|---|---|---|---|---|---|---|---|
| x | $_nq_x$ | $_nd_x$ | $_nm_x$ | $l_x$ | $_nL_x$ | $_nS_x$ | $T_x$ | $e_x$ |
| **Lelaki dan Perempuan** *Both sexes* | | | | | | | | |
| **0** | 0.01459 | 1,459 | 0.01478 | 100,000 | 98,678 | 0.98569 [a] | 7,208,462 | 72.1 |
| **1** | 0.00000 | - | 0.00000 | 98,541 | 394,165 | 0.99869 [b] | 7,109,784 | 72.2 |
| **5** | 0.00207 | 204 | 0.00041 | 98,541 | 492,197 | 0.99763 | 6,715,619 | 68.2 |
| **10** | 0.00268 | 263 | 0.00054 | 98,337 | 491,029 | 0.99735 | 6,223,423 | 63.3 |
| **15** | 0.00262 | 257 | 0.00052 | 98,074 | 489,730 | 0.99724 | 5,732,393 | 58.4 |
| **20** | 0.00290 | 284 | 0.00058 | 97,818 | 488,379 | 0.99627 | 5,242,663 | 53.6 |
| **25** | 0.00456 | 445 | 0.00091 | 97,534 | 486,558 | 0.99315 | 4,754,284 | 48.7 |
| **30** | 0.00915 | 888 | 0.00184 | 97,089 | 483,225 | 0.99111 | 4,267,726 | 44.0 |
| **35** | 0.00863 | 830 | 0.00173 | 96,201 | 478,929 | 0.99030 | 3,784,501 | 39.3 |
| **40** | 0.01079 | 1,029 | 0.00217 | 95,371 | 474,283 | 0.98075 | 3,305,572 | 34.7 |
| **45** | 0.02780 | 2,623 | 0.00564 | 94,342 | 465,154 | 0.96166 | 2,831,288 | 30.0 |
| **50** | 0.04918 | 4,511 | 0.01008 | 91,719 | 447,318 | 0.94446 | 2,366,135 | 25.8 |
| **55** | 0.06223 | 5,427 | 0.01285 | 87,208 | 422,474 | 0.92881 | 1,918,817 | 22.0 |
| **60** | 0.08075 | 6,604 | 0.01683 | 81,781 | 392,397 | 0.87533 | 1,496,343 | 18.3 |
| **65** | 0.17244 | 12,964 | 0.03774 | 75,177 | 343,477 | 0.82812 | 1,103,946 | 14.7 |
| **70** | 0.17119 | 10,651 | 0.03744 | 62,214 | 284,441 | 0.80329 | 760,469 | 12.2 |
| **75** | 0.22750 | 11,730 | 0.05134 | 51,563 | 228,488 | 0.52001 [c] | 476,028 | 9.2 |
| **80+** | 1.00000 | 39,832 | 0.16091 | 39,832 | 247,540 | - | 247,540 | 6.2 |
| **Lelaki** *Male* | | | | | | | | |
| **0** | 0.01379 | 1,379 | 0.01397 | 100,000 | 98,734 | 0.98643 [a] | 7,023,553 | 70.2 |
| **1** | 0.00000 | - | 0.00000 | 98,621 | 394,483 | 0.99816 [b] | 6,924,819 | 70.2 |
| **5** | 0.00322 | 318 | 0.00065 | 98,621 | 492,309 | 0.99707 | 6,530,337 | 66.2 |
| **10** | 0.00263 | 259 | 0.00053 | 98,303 | 490,867 | 0.99688 | 6,038,028 | 61.4 |
| **15** | 0.00360 | 353 | 0.00072 | 98,044 | 489,337 | 0.99594 | 5,547,161 | 56.6 |
| **20** | 0.00452 | 442 | 0.00091 | 97,691 | 487,350 | 0.99542 | 5,057,824 | 51.8 |
| **25** | 0.00464 | 451 | 0.00093 | 97,249 | 485,118 | 0.99221 | 4,570,474 | 47.0 |
| **30** | 0.01096 | 1,061 | 0.00220 | 96,798 | 481,339 | 0.99001 | 4,085,356 | 42.2 |
| **35** | 0.00901 | 863 | 0.00181 | 95,737 | 476,530 | 0.98774 | 3,604,018 | 37.6 |
| **40** | 0.01554 | 1,474 | 0.00313 | 94,875 | 470,688 | 0.98494 | 3,127,487 | 33.0 |
| **45** | 0.01456 | 1,360 | 0.00293 | 93,401 | 463,602 | 0.96249 | 2,656,799 | 28.4 |
| **50** | 0.06079 | 5,595 | 0.01254 | 92,040 | 446,213 | 0.92670 | 2,193,198 | 23.8 |
| **55** | 0.08661 | 7,487 | 0.01811 | 86,445 | 413,507 | 0.90975 | 1,746,985 | 20.2 |
| **60** | 0.09423 | 7,440 | 0.01978 | 78,958 | 376,188 | 0.85002 | 1,333,478 | 16.9 |
| **65** | 0.21154 | 15,129 | 0.04731 | 71,517 | 319,765 | 0.79483 | 957,290 | 13.4 |
| **70** | 0.19710 | 11,114 | 0.04373 | 56,389 | 254,158 | 0.76679 | 637,525 | 11.3 |
| **75** | 0.27818 | 12,595 | 0.06463 | 45,275 | 194,886 | 0.49165 [c] | 383,367 | 8.5 |
| **80+** | 1.00000 | 32,680 | 0.17339 | 32,680 | 188,481 | - | 188,481 | 5.8 |
| **Perempuan** *Female* | | | | | | | | |
| **0** | 0.01538 | 1,538 | 0.01560 | 100,000 | 98,609 | 0.98491 [a] | 7,433,219 | 74.3 |
| **1** | 0.00000 | - | 0.00000 | 98,462 | 393,846 | 0.99927 [b] | 7,334,610 | 74.5 |
| **5** | 0.00085 | 84 | 0.00017 | 98,462 | 492,098 | 0.99822 | 6,940,764 | 70.5 |
| **10** | 0.00272 | 267 | 0.00054 | 98,378 | 491,221 | 0.99786 | 6,448,665 | 65.6 |
| **15** | 0.00156 | 153 | 0.00031 | 98,110 | 490,170 | 0.99876 | 5,957,445 | 60.7 |
| **20** | 0.00092 | 90 | 0.00018 | 97,958 | 489,563 | 0.99731 | 5,467,275 | 55.8 |
| **25** | 0.00447 | 437 | 0.00090 | 97,868 | 488,245 | 0.99426 | 4,977,711 | 50.9 |
| **30** | 0.00703 | 685 | 0.00141 | 97,430 | 485,441 | 0.99238 | 4,489,466 | 46.1 |
| **35** | 0.00822 | 796 | 0.00165 | 96,746 | 481,740 | 0.99298 | 4,004,025 | 41.4 |
| **40** | 0.00581 | 558 | 0.00117 | 95,950 | 478,358 | 0.97619 | 3,522,285 | 36.7 |
| **45** | 0.04192 | 3,999 | 0.00856 | 95,393 | 466,967 | 0.96068 | 3,043,927 | 31.9 |
| **50** | 0.03660 | 3,345 | 0.00746 | 91,394 | 448,607 | 0.96415 | 2,576,960 | 28.2 |
| **55** | 0.03507 | 3,088 | 0.00714 | 88,049 | 432,523 | 0.94979 | 2,128,354 | 24.2 |
| **60** | 0.06589 | 5,598 | 0.01363 | 84,961 | 410,808 | 0.90417 | 1,695,830 | 20.0 |
| **65** | 0.12788 | 10,149 | 0.02732 | 79,363 | 371,441 | 0.86403 | 1,285,022 | 16.2 |
| **70** | 0.14525 | 10,053 | 0.03133 | 69,214 | 320,936 | 0.83599 | 913,581 | 13.2 |
| **75** | 0.18596 | 11,002 | 0.04101 | 59,161 | 268,298 | 0.54729 [c] | 592,645 | 10.0 |
| **80+** | 1.00000 | 48,159 | 0.14848 | 48,159 | 324,346 | - | 324,346 | 6.7 |

**Nota:** *Notes:*
[a] **Daripada umur 0 hingga kumpulan umur 1-4** *From age of 0 to age group 1-4*
[b] **Daripada umur 0, kumpulan umur 1-4 hingga kumpulan umur 5-9** *From age of 0, age group 1-4 to age group 5-9*
[c] **Daripada umur 75 hingga 80+** *From age of 75 to 80+*
[p] **Permulaan** *Preliminary*

**Jadual 4.10.19: Jadual hayat ringkas mengikut jantina dan umur, Tenom, Sabah, 2025[p]**
*Table 4.10.19: Abridged life table by sex and age, Tenom, Sabah, 2025 [p]*

| Umur *Age* | Kebarangkalian mati di antara umur x dan umur x+n *Probability of dying between age x and age x+n* | Bilangan kematian di antara umur x dan umur x+n *Number of deaths between age x and age x+n* | Kadar tengah mortaliti di antara umur x dan umur x+n *Central mortality rate between age x and age x+n* | Penakat (orang yang masih hidup) pada umur tepat x *Survivors at exact age x* | Bilangan orang hidup-tahun di antara umur x dan umur x+n *Number of person-years lived between age x and age x+n* | Nisbah ketakatan *Survival ratio* | Jumlah bilangan orang hidup-tahun selepas umur tepat x *Total number of person-years lived after exact age x* | Jangkaan hayat *Life expectancy* |
|---|---|---|---|---|---|---|---|---|
| x | $_nq_x$ | $_nd_x$ | $_nm_x$ | $l_x$ | $_nL_x$ | $_nS_x$ | $T_x$ | $e_x$ |
| **Lelaki dan Perempuan** *Both sexes* | | | | | | | | |
| **0** | 0.00806 | 806 | 0.00812 | 100,000 | 99,254 | 0.99153 [a] | 7,182,332 | 71.8 |
| **1** | 0.00108 | 107 | 0.00027 | 99,194 | 396,510 | 0.99832 [b] | 7,083,077 | 71.4 |
| **5** | 0.00203 | 202 | 0.00041 | 99,087 | 494,931 | 0.99733 | 6,686,567 | 67.5 |
| **10** | 0.00331 | 327 | 0.00066 | 98,885 | 493,609 | 0.99700 | 6,191,636 | 62.6 |
| **15** | 0.00269 | 266 | 0.00054 | 98,558 | 492,128 | 0.99671 | 5,698,027 | 57.8 |
| **20** | 0.00389 | 382 | 0.00078 | 98,293 | 490,509 | 0.99541 | 5,205,899 | 53.0 |
| **25** | 0.00531 | 519 | 0.00106 | 97,911 | 488,255 | 0.99323 | 4,715,390 | 48.2 |
| **30** | 0.00824 | 803 | 0.00166 | 97,391 | 484,949 | 0.99147 | 4,227,135 | 43.4 |
| **35** | 0.00882 | 851 | 0.00177 | 96,588 | 480,814 | 0.98827 | 3,742,186 | 38.7 |
| **40** | 0.01466 | 1,404 | 0.00295 | 95,737 | 475,175 | 0.97578 | 3,261,372 | 34.1 |
| **45** | 0.03392 | 3,199 | 0.00690 | 94,333 | 463,667 | 0.96363 | 2,786,197 | 29.5 |
| **50** | 0.03891 | 3,546 | 0.00794 | 91,134 | 446,804 | 0.94426 | 2,322,530 | 25.5 |
| **55** | 0.07325 | 6,416 | 0.01521 | 87,588 | 421,899 | 0.89932 | 1,875,726 | 21.4 |
| **60** | 0.13028 | 10,575 | 0.02787 | 81,172 | 379,422 | 0.85552 | 1,453,827 | 17.9 |
| **65** | 0.16080 | 11,352 | 0.03497 | 70,597 | 324,604 | 0.84669 | 1,074,405 | 15.2 |
| **70** | 0.14439 | 8,554 | 0.03112 | 59,245 | 274,837 | 0.82433 | 749,802 | 12.7 |
| **75** | 0.21223 | 10,758 | 0.04749 | 50,690 | 226,556 | 0.52300 [c] | 474,965 | 9.4 |
| **80+** | 1.00000 | 39,932 | 0.16075 | 39,932 | 248,408 | - | 248,408 | 6.2 |
| **Lelaki** *Male* | | | | | | | | |
| **0** | 0.00779 | 779 | 0.00785 | 100,000 | 99,271 | 0.99198 [a] | 6,965,032 | 69.7 |
| **1** | 0.00070 | 69 | 0.00017 | 99,221 | 396,718 | 0.99795 [b] | 6,865,761 | 69.2 |
| **5** | 0.00317 | 314 | 0.00064 | 99,151 | 494,970 | 0.99559 | 6,469,043 | 65.2 |
| **10** | 0.00565 | 558 | 0.00113 | 98,837 | 492,788 | 0.99538 | 5,974,073 | 60.4 |
| **15** | 0.00358 | 351 | 0.00072 | 98,278 | 490,513 | 0.99554 | 5,481,285 | 55.8 |
| **20** | 0.00534 | 523 | 0.00107 | 97,927 | 488,327 | 0.99424 | 4,990,772 | 51.0 |
| **25** | 0.00619 | 603 | 0.00124 | 97,404 | 485,513 | 0.99084 | 4,502,444 | 46.2 |
| **30** | 0.01215 | 1,177 | 0.00245 | 96,801 | 481,064 | 0.98866 | 4,016,932 | 41.5 |
| **35** | 0.01051 | 1,005 | 0.00211 | 95,625 | 475,609 | 0.98533 | 3,535,868 | 37.0 |
| **40** | 0.01887 | 1,785 | 0.00381 | 94,619 | 468,633 | 0.97176 | 3,060,258 | 32.3 |
| **45** | 0.03780 | 3,509 | 0.00771 | 92,834 | 455,397 | 0.95359 | 2,591,625 | 27.9 |
| **50** | 0.05536 | 4,945 | 0.01139 | 89,325 | 434,260 | 0.92372 | 2,136,228 | 23.9 |
| **55** | 0.09842 | 8,304 | 0.02070 | 84,379 | 401,136 | 0.87724 | 1,701,968 | 20.2 |
| **60** | 0.14976 | 11,393 | 0.03238 | 76,075 | 351,894 | 0.84452 | 1,300,831 | 17.1 |
| **65** | 0.16221 | 10,492 | 0.03531 | 64,682 | 297,181 | 0.84693 | 948,938 | 14.7 |
| **70** | 0.14216 | 7,704 | 0.03061 | 54,190 | 251,691 | 0.79941 | 651,757 | 12.0 |
| **75** | 0.26871 | 12,491 | 0.06208 | 46,486 | 201,204 | 0.49707 [c] | 400,066 | 8.6 |
| **80+** | 1.00000 | 33,995 | 0.17095 | 33,995 | 198,862 | - | 198,862 | 5.8 |
| **Perempuan** *Female* | | | | | | | | |
| **0** | 0.00837 | 837 | 0.00843 | 100,000 | 99,226 | 0.99102 [a] | 7,423,934 | 74.2 |
| **1** | 0.00149 | 148 | 0.00037 | 99,163 | 396,284 | 0.99876 [b] | 7,324,708 | 73.9 |
| **5** | 0.00073 | 72 | 0.00015 | 99,015 | 494,896 | 0.99925 | 6,928,424 | 70.0 |
| **10** | 0.00077 | 76 | 0.00015 | 98,943 | 494,526 | 0.99876 | 6,433,528 | 65.0 |
| **15** | 0.00171 | 169 | 0.00034 | 98,867 | 493,913 | 0.99802 | 5,939,002 | 60.1 |
| **20** | 0.00225 | 222 | 0.00045 | 98,698 | 492,935 | 0.99669 | 5,445,089 | 55.2 |
| **25** | 0.00437 | 430 | 0.00088 | 98,476 | 491,304 | 0.99566 | 4,952,154 | 50.3 |
| **30** | 0.00431 | 423 | 0.00086 | 98,046 | 489,171 | 0.99427 | 4,460,850 | 45.5 |
| **35** | 0.00715 | 698 | 0.00143 | 97,623 | 486,370 | 0.99123 | 3,971,679 | 40.7 |
| **40** | 0.01041 | 1,009 | 0.00209 | 96,925 | 482,102 | 0.97988 | 3,485,309 | 36.0 |
| **45** | 0.02994 | 2,872 | 0.00608 | 95,916 | 472,400 | 0.97345 | 3,003,207 | 31.3 |
| **50** | 0.02306 | 2,146 | 0.00467 | 93,044 | 459,857 | 0.96481 | 2,530,807 | 27.2 |
| **55** | 0.04760 | 4,327 | 0.00975 | 90,898 | 443,675 | 0.92150 | 2,070,950 | 22.8 |
| **60** | 0.11095 | 9,605 | 0.02349 | 86,571 | 408,845 | 0.86633 | 1,627,275 | 18.8 |
| **65** | 0.15924 | 12,256 | 0.03460 | 76,966 | 354,193 | 0.84642 | 1,218,430 | 15.8 |
| **70** | 0.14684 | 9,502 | 0.03170 | 64,711 | 299,798 | 0.84940 | 864,238 | 13.4 |
| **75** | 0.15501 | 8,558 | 0.03361 | 55,208 | 254,648 | 0.54885 [c] | 564,440 | 10.2 |
| **80+** | 1.00000 | 46,651 | 0.15059 | 46,651 | 309,792 | - | 309,792 | 6.6 |

**Nota:** *Notes:*
[a] **Daripada umur 0 hingga kumpulan umur 1-4**
*From age of 0 to age group 1-4*
[b] **Daripada umur 0, kumpulan umur 1-4 hingga kumpulan umur 5-9**
*From age of 0, age group 1-4 to age group 5-9*
[c] **Daripada umur 75 hingga 80+**
*From age of 75 to 80+*
[p] **Permulaan**
*Preliminary*

**Jadual 4.10.20: Jadual hayat ringkas mengikut jantina dan umur, Nabawan, Sabah, 2025[P]**

*Table 4.10.20: Abridged life table by sex and age, Nabawan, Sabah, 2025 [P]*

| **Umur** *Age* | **Kebarangkalian mati di antara umur x dan umur x+n** *Probability of dying between age x and age x+n* | **Bilangan kematian di antara umur x dan umur x+n** *Number of deaths between age x and age x+n* | **Kadar tengah mortaliti di antara umur x dan umur x+n** *Central mortality rate between age x and age x+n* | **Penakat (orang yang masih hidup) pada umur tepat x** *Survivors at exact age x* | **Bilangan orang hidup-tahun di antara umur x dan umur x+n** *Number of person-years lived between age x and age x+n* | **Nisbah ketakatan** *Survival ratio* | **Jumlah bilangan orang hidup-tahun selepas umur tepat x** *Total number of person-years lived after exact age x* | **Jangkaan hayat** *Life expectancy* |
|---|---|---|---|---|---|---|---|---|
| **x** | $_nq_x$ | $_nd_x$ | $_nm_x$ | $l_x$ | $_nL_x$ | $_nS_x$ | $T_x$ | $e_x$ |
| **Lelaki dan Perempuan** *Both sexes* | | | | | | | | |
| **0** | 0.00818 | 818 | 0.00824 | 100,000 | 99,243 | 0.99144 [a] | 7,572,162 | 75.7 |
| **1** | 0.00100 | 100 | 0.00025 | 99,182 | 396,479 | 0.99909 [b] | 7,472,919 | 75.3 |
| **5** | 0.00057 | 57 | 0.00011 | 99,082 | 495,269 | 0.99905 | 7,076,440 | 71.4 |
| **10** | 0.00133 | 131 | 0.00027 | 99,025 | 494,798 | 0.99692 | 6,581,172 | 66.5 |
| **15** | 0.00484 | 478 | 0.00097 | 98,894 | 493,274 | 0.99338 | 6,086,373 | 61.5 |
| **20** | 0.00841 | 828 | 0.00169 | 98,416 | 490,010 | 0.99392 | 5,593,099 | 56.8 |
| **25** | 0.00373 | 364 | 0.00075 | 97,588 | 487,032 | 0.99467 | 5,103,090 | 52.3 |
| **30** | 0.00694 | 675 | 0.00139 | 97,225 | 484,436 | 0.99178 | 4,616,058 | 47.5 |
| **35** | 0.00950 | 918 | 0.00191 | 96,550 | 480,455 | 0.99070 | 4,131,622 | 42.8 |
| **40** | 0.00909 | 869 | 0.00183 | 95,632 | 475,988 | 0.98312 | 3,651,167 | 38.2 |
| **45** | 0.02474 | 2,344 | 0.00501 | 94,763 | 467,956 | 0.97362 | 3,175,179 | 33.5 |
| **50** | 0.02806 | 2,593 | 0.00569 | 92,419 | 455,613 | 0.96219 | 2,707,223 | 29.3 |
| **55** | 0.04785 | 4,298 | 0.00980 | 89,826 | 438,386 | 0.93300 | 2,251,610 | 25.1 |
| **60** | 0.08712 | 7,451 | 0.01822 | 85,528 | 409,014 | 0.91889 | 1,813,223 | 21.2 |
| **65** | 0.07453 | 5,819 | 0.01548 | 78,077 | 375,839 | 0.90772 | 1,404,210 | 18.0 |
| **70** | 0.11146 | 8,054 | 0.02361 | 72,258 | 341,156 | 0.87088 | 1,028,371 | 14.2 |
| **75** | 0.14899 | 9,566 | 0.03220 | 64,204 | 297,105 | 0.56767 [c] | 687,215 | 10.7 |
| **80+** | 1.00000 | 54,638 | 0.14006 | 54,638 | 390,110 | - | 390,110 | 7.1 |
| **Lelaki** *Male* | | | | | | | | |
| **0** | 0.00972 | 972 | 0.00981 | 100,000 | 99,096 | 0.98996 [a] | 7,319,884 | 73.2 |
| **1** | 0.00096 | 95 | 0.00024 | 99,028 | 395,885 | 0.99884 [b] | 7,220,788 | 72.9 |
| **5** | 0.00103 | 102 | 0.00021 | 98,933 | 494,408 | 0.99887 | 6,824,903 | 69.0 |
| **10** | 0.00124 | 122 | 0.00025 | 98,831 | 493,848 | 0.99635 | 6,330,495 | 64.1 |
| **15** | 0.00606 | 598 | 0.00122 | 98,709 | 492,048 | 0.98999 | 5,836,646 | 59.1 |
| **20** | 0.01400 | 1,373 | 0.00282 | 98,111 | 487,120 | 0.99062 | 5,344,599 | 54.5 |
| **25** | 0.00470 | 454 | 0.00094 | 96,737 | 482,551 | 0.99217 | 4,857,479 | 50.2 |
| **30** | 0.01098 | 1,057 | 0.00221 | 96,283 | 478,773 | 0.98853 | 4,374,927 | 45.4 |
| **35** | 0.01197 | 1,140 | 0.00241 | 95,226 | 473,281 | 0.98749 | 3,896,154 | 40.9 |
| **40** | 0.01305 | 1,228 | 0.00263 | 94,086 | 467,361 | 0.97870 | 3,422,874 | 36.4 |
| **45** | 0.02966 | 2,754 | 0.00602 | 92,858 | 457,406 | 0.96637 | 2,955,513 | 31.8 |
| **50** | 0.03772 | 3,398 | 0.00769 | 90,104 | 442,024 | 0.94958 | 2,498,107 | 27.7 |
| **55** | 0.06362 | 5,516 | 0.01314 | 86,706 | 419,738 | 0.92334 | 2,056,082 | 23.7 |
| **60** | 0.09059 | 7,355 | 0.01898 | 81,189 | 387,561 | 0.90346 | 1,636,344 | 20.2 |
| **65** | 0.10309 | 7,612 | 0.02174 | 73,835 | 350,144 | 0.88338 | 1,248,784 | 16.9 |
| **70** | 0.13170 | 8,722 | 0.02820 | 66,223 | 309,310 | 0.85455 | 898,639 | 13.6 |
| **75** | 0.16129 | 9,274 | 0.03509 | 57,501 | 264,320 | 0.55149 [c] | 589,329 | 10.2 |
| **80+** | 1.00000 | 48,227 | 0.14839 | 48,227 | 325,009 | - | 325,009 | 6.7 |
| **Perempuan** *Female* | | | | | | | | |
| **0** | 0.00676 | 676 | 0.00680 | 100,000 | 99,372 | 0.99282 [a] | 7,892,301 | 78.9 |
| **1** | 0.00105 | 104 | 0.00026 | 99,324 | 397,038 | 0.99938 [b] | 7,792,930 | 78.5 |
| **5** | 0.00000 | - | 0.00000 | 99,220 | 496,100 | 0.99928 | 7,395,892 | 74.5 |
| **10** | 0.00143 | 142 | 0.00029 | 99,220 | 495,745 | 0.99764 | 6,899,792 | 69.5 |
| **15** | 0.00329 | 326 | 0.00066 | 99,078 | 494,575 | 0.99763 | 6,404,047 | 64.6 |
| **20** | 0.00145 | 143 | 0.00029 | 98,752 | 493,402 | 0.99796 | 5,909,473 | 59.8 |
| **25** | 0.00264 | 260 | 0.00053 | 98,609 | 492,393 | 0.99737 | 5,416,071 | 54.9 |
| **30** | 0.00262 | 257 | 0.00052 | 98,349 | 491,101 | 0.99512 | 4,923,678 | 50.1 |
| **35** | 0.00715 | 701 | 0.00143 | 98,092 | 488,705 | 0.99405 | 4,432,577 | 45.2 |
| **40** | 0.00476 | 463 | 0.00095 | 97,391 | 485,795 | 0.98806 | 3,943,872 | 40.5 |
| **45** | 0.01917 | 1,858 | 0.00387 | 96,927 | 479,993 | 0.98114 | 3,458,077 | 35.7 |
| **50** | 0.01855 | 1,764 | 0.00375 | 95,070 | 470,939 | 0.97588 | 2,978,084 | 31.3 |
| **55** | 0.02979 | 2,780 | 0.00605 | 93,306 | 459,580 | 0.94350 | 2,507,145 | 26.9 |
| **60** | 0.08403 | 7,607 | 0.01754 | 90,526 | 433,613 | 0.93892 | 2,047,565 | 22.6 |
| **65** | 0.03603 | 2,987 | 0.00734 | 82,919 | 407,126 | 0.93981 | 1,613,952 | 19.5 |
| **70** | 0.08526 | 6,815 | 0.01781 | 79,932 | 382,620 | 0.88992 | 1,206,825 | 15.1 |
| **75** | 0.13722 | 10,033 | 0.02947 | 73,117 | 340,500 | 0.58687 [c] | 824,205 | 11.3 |
| **80+** | 1.00000 | 63,083 | 0.13042 | 63,083 | 483,705 | - | 483,705 | 7.7 |

**Nota:** *Notes:*

[a] **Daripada umur 0 hingga kumpulan umur 1-4**
*From age of 0 to age group 1-4*

[b] **Daripada umur 0, kumpulan umur 1-4 hingga kumpulan umur 5-9**
*From age of 0, age group 1-4 to age group 5-9*

[c] **Daripada umur 75 hingga 80+**
*From age of 75 to 80+*

[P] **Permulaan**
*Preliminary*

**Jadual 4.10.21: Jadual hayat ringkas mengikut jantina dan umur, Keningau, Sabah, 2025[p]**
*Table 4.10.21: Abridged life table by sex and age, Keningau, Sabah, 2025 [p]*

| Umur *Age* | Kebarangkalian mati di antara umur x dan umur x+n *Probability of dying between age x and age x+n* | Bilangan kematian di antara umur x dan umur x+n *Number of deaths between age x and age x+n* | Kadar tengah mortaliti di antara umur x dan umur x+n *Central mortality rate between age x and age x+n* | Penakat (orang yang masih hidup) pada umur tepat x *Survivors at exact age x* | Bilangan orang hidup-tahun di antara umur x dan umur x+n *Number of person-years lived between age x and age x+n* | Nisbah ketakatan *Survival ratio* | Jumlah bilangan orang hidup-tahun selepas umur tepat x *Total number of person-years lived after exact age x* | Jangkaan hayat *Life expectancy* |
|---|---|---|---|---|---|---|---|---|
| x | $_nq_x$ | $_nd_x$ | $_nm_x$ | $l_x$ | $_nL_x$ | $_nS_x$ | $T_x$ | $e_x$ |
| **Lelaki dan Perempuan** *Both sexes* | | | | | | | | |
| **0** | 0.00526 | 526 | 0.00528 | 100,000 | 99,509 | 0.99420 [a] | 7,413,922 | 74.1 |
| **1** | 0.00125 | 124 | 0.00031 | 99,474 | 397,589 | 0.99893 [b] | 7,314,413 | 73.5 |
| **5** | 0.00073 | 73 | 0.00015 | 99,350 | 496,569 | 0.99824 | 6,916,824 | 69.6 |
| **10** | 0.00278 | 276 | 0.00056 | 99,277 | 495,695 | 0.99720 | 6,420,255 | 64.7 |
| **15** | 0.00281 | 279 | 0.00056 | 99,001 | 494,308 | 0.99732 | 5,924,560 | 59.8 |
| **20** | 0.00255 | 252 | 0.00051 | 98,722 | 492,981 | 0.99658 | 5,430,252 | 55.0 |
| **25** | 0.00428 | 422 | 0.00086 | 98,470 | 491,296 | 0.99448 | 4,937,271 | 50.1 |
| **30** | 0.00676 | 663 | 0.00136 | 98,048 | 488,584 | 0.99114 | 4,445,974 | 45.3 |
| **35** | 0.01097 | 1,068 | 0.00221 | 97,385 | 484,256 | 0.98736 | 3,957,390 | 40.6 |
| **40** | 0.01434 | 1,381 | 0.00289 | 96,317 | 478,134 | 0.97950 | 3,473,134 | 36.1 |
| **45** | 0.02675 | 2,540 | 0.00542 | 94,936 | 468,332 | 0.96639 | 2,995,000 | 31.5 |
| **50** | 0.04065 | 3,756 | 0.00830 | 92,396 | 452,593 | 0.94984 | 2,526,669 | 27.3 |
| **55** | 0.06007 | 5,325 | 0.01239 | 88,641 | 429,892 | 0.92707 | 2,074,076 | 23.4 |
| **60** | 0.08661 | 7,216 | 0.01811 | 83,316 | 398,539 | 0.89382 | 1,644,184 | 19.7 |
| **65** | 0.12760 | 9,710 | 0.02726 | 76,100 | 356,223 | 0.87229 | 1,245,645 | 16.4 |
| **70** | 0.12784 | 8,487 | 0.02731 | 66,389 | 310,729 | 0.84619 | 889,423 | 13.4 |
| **75** | 0.18358 | 10,630 | 0.04043 | 57,902 | 262,936 | 0.54564 [c] | 578,694 | 10.0 |
| **80+** | 1.00000 | 47,272 | 0.14971 | 47,272 | 315,758 | - | 315,758 | 6.7 |
| **Lelaki** *Male* | | | | | | | | |
| **0** | 0.00639 | 639 | 0.00643 | 100,000 | 99,399 | 0.99285 [a] | 7,095,979 | 71.0 |
| **1** | 0.00177 | 176 | 0.00044 | 99,361 | 397,025 | 0.99853 [b] | 6,996,579 | 70.4 |
| **5** | 0.00091 | 90 | 0.00018 | 99,184 | 495,697 | 0.99778 | 6,599,554 | 66.5 |
| **10** | 0.00353 | 350 | 0.00071 | 99,094 | 494,597 | 0.99623 | 6,103,857 | 61.6 |
| **15** | 0.00401 | 396 | 0.00080 | 98,744 | 492,730 | 0.99611 | 5,609,260 | 56.8 |
| **20** | 0.00378 | 371 | 0.00076 | 98,348 | 490,811 | 0.99529 | 5,116,530 | 52.0 |
| **25** | 0.00565 | 554 | 0.00113 | 97,977 | 488,498 | 0.99286 | 4,625,718 | 47.2 |
| **30** | 0.00863 | 841 | 0.00173 | 97,423 | 485,012 | 0.98819 | 4,137,220 | 42.5 |
| **35** | 0.01502 | 1,451 | 0.00303 | 96,582 | 479,282 | 0.98299 | 3,652,208 | 37.8 |
| **40** | 0.01902 | 1,810 | 0.00384 | 95,131 | 471,130 | 0.97086 | 3,172,927 | 33.4 |
| **45** | 0.03945 | 3,682 | 0.00805 | 93,321 | 457,402 | 0.95512 | 2,701,797 | 29.0 |
| **50** | 0.05054 | 4,531 | 0.01037 | 89,640 | 436,871 | 0.93228 | 2,244,395 | 25.0 |
| **55** | 0.08581 | 7,303 | 0.01793 | 85,109 | 407,287 | 0.89409 | 1,807,524 | 21.2 |
| **60** | 0.12790 | 9,951 | 0.02733 | 77,806 | 364,150 | 0.85798 | 1,400,237 | 18.0 |
| **65** | 0.15821 | 10,735 | 0.03436 | 67,854 | 312,433 | 0.84790 | 1,036,087 | 15.3 |
| **70** | 0.14483 | 8,273 | 0.03123 | 57,119 | 264,913 | 0.82798 | 723,654 | 12.7 |
| **75** | 0.20382 | 9,956 | 0.04539 | 48,846 | 219,342 | 0.52186 [c] | 458,740 | 9.4 |
| **80+** | 1.00000 | 38,891 | 0.16245 | 38,891 | 239,398 | - | 239,398 | 6.2 |
| **Perempuan** *Female* | | | | | | | | |
| **0** | 0.00403 | 403 | 0.00404 | 100,000 | 99,622 | 0.99568 [a] | 7,798,482 | 78.0 |
| **1** | 0.00070 | 70 | 0.00018 | 99,597 | 398,217 | 0.99933 [b] | 7,698,859 | 77.3 |
| **5** | 0.00053 | 53 | 0.00011 | 99,528 | 497,507 | 0.99876 | 7,300,642 | 73.4 |
| **10** | 0.00195 | 194 | 0.00039 | 99,475 | 496,889 | 0.99830 | 6,803,136 | 68.4 |
| **15** | 0.00145 | 144 | 0.00029 | 99,281 | 496,043 | 0.99867 | 6,306,247 | 63.5 |
| **20** | 0.00122 | 120 | 0.00024 | 99,136 | 495,381 | 0.99797 | 5,810,204 | 58.6 |
| **25** | 0.00285 | 282 | 0.00057 | 99,016 | 494,375 | 0.99614 | 5,314,823 | 53.7 |
| **30** | 0.00487 | 480 | 0.00098 | 98,734 | 492,469 | 0.99403 | 4,820,448 | 48.8 |
| **35** | 0.00707 | 695 | 0.00142 | 98,254 | 489,530 | 0.99169 | 4,327,979 | 44.0 |
| **40** | 0.00956 | 933 | 0.00192 | 97,559 | 485,462 | 0.98828 | 3,838,449 | 39.3 |
| **45** | 0.01389 | 1,342 | 0.00280 | 96,626 | 479,774 | 0.97765 | 3,352,987 | 34.7 |
| **50** | 0.03092 | 2,946 | 0.00628 | 95,284 | 469,052 | 0.96784 | 2,873,213 | 30.2 |
| **55** | 0.03344 | 3,088 | 0.00680 | 92,337 | 453,966 | 0.96119 | 2,404,161 | 26.0 |
| **60** | 0.04437 | 3,960 | 0.00907 | 89,249 | 436,346 | 0.93132 | 1,950,196 | 21.9 |
| **65** | 0.09412 | 8,028 | 0.01975 | 85,289 | 406,378 | 0.89979 | 1,513,850 | 17.7 |
| **70** | 0.10694 | 8,262 | 0.02260 | 77,262 | 365,653 | 0.86730 | 1,107,472 | 14.3 |
| **75** | 0.16155 | 11,147 | 0.03515 | 69,000 | 317,131 | 0.57249 [c] | 741,818 | 10.8 |
| **80+** | 1.00000 | 57,853 | 0.13622 | 57,853 | 424,687 | - | 424,687 | 7.3 |

**Nota:** *Notes:*

[a] **Daripada umur 0 hingga kumpulan umur 1-4**
*From age of 0 to age group 1-4*

[b] **Daripada umur 0, kumpulan umur 1-4 hingga kumpulan umur 5-9**
*From age of 0, age group 1-4 to age group 5-9*

[c] **Daripada umur 75 hingga 80+**
*From age of 75 to 80+*

[p] **Permulaan**
*Preliminary*

**Jadual 4.10.22: Jadual hayat ringkas mengikut jantina dan umur, Tambunan, Sabah, 2025[p]**
*Table 4.10.22: Abridged life table by sex and age, Tambunan, Sabah, 2025 [p]*

| Umur *Age* | Kebarangkalian mati di antara umur x dan umur x+n *Probability of dying between age x and age x+n* | Bilangan kematian di antara umur x dan umur x+n *Number of deaths between age x and age x+n* | Kadar tengah mortaliti di antara umur x dan umur x+n *Central mortality rate between age x and age x+n* | Penakat (orang yang masih hidup) pada umur tepat x *Survivors at exact age x* | Bilangan orang hidup-tahun di antara umur x dan umur x+n *Number of person-years lived between age x and age x+n* | Nisbah ketakatan *Survival ratio* | Jumlah bilangan orang hidup-tahun selepas umur tepat x *Total number of person-years lived after exact age x* | Jangkaan hayat *Life expectancy* |
|---|---|---|---|---|---|---|---|---|
| x | $_nq_x$ | $_nd_x$ | $_nm_x$ | $l_x$ | $_nL_x$ | $_nS_x$ | $T_x$ | $e_x$ |
| **Lelaki dan Perempuan** *Both sexes* | | | | | | | | |
| **0** | 0.00911 | 911 | 0.00919 | 100,000 | 99,159 | 0.98954 [a] | 7,135,418 | 71.4 |
| **1** | 0.00302 | 299 | 0.00076 | 99,089 | 395,609 | 0.99807 [b] | 7,036,259 | 71.0 |
| **5** | 0.00054 | 54 | 0.00011 | 98,789 | 493,812 | 0.99944 | 6,640,650 | 67.2 |
| **10** | 0.00058 | 57 | 0.00012 | 98,736 | 493,536 | 0.99909 | 6,146,838 | 62.3 |
| **15** | 0.00124 | 123 | 0.00025 | 98,679 | 493,087 | 0.99671 | 5,653,302 | 57.3 |
| **20** | 0.00534 | 526 | 0.00107 | 98,556 | 491,464 | 0.99269 | 5,160,215 | 52.4 |
| **25** | 0.00929 | 911 | 0.00187 | 98,030 | 487,871 | 0.99117 | 4,668,750 | 47.6 |
| **30** | 0.00837 | 813 | 0.00168 | 97,119 | 483,561 | 0.99066 | 4,180,879 | 43.0 |
| **35** | 0.01032 | 993 | 0.00207 | 96,306 | 479,045 | 0.98335 | 3,697,318 | 38.4 |
| **40** | 0.02305 | 2,197 | 0.00466 | 95,312 | 471,069 | 0.96962 | 3,218,273 | 33.8 |
| **45** | 0.03788 | 3,527 | 0.00772 | 93,115 | 456,758 | 0.95780 | 2,747,205 | 29.5 |
| **50** | 0.04668 | 4,182 | 0.00956 | 89,588 | 437,485 | 0.91881 | 2,290,446 | 25.6 |
| **55** | 0.11738 | 10,025 | 0.02494 | 85,406 | 401,967 | 0.89581 | 1,852,961 | 21.7 |
| **60** | 0.08925 | 6,728 | 0.01868 | 75,381 | 360,086 | 0.89888 | 1,450,994 | 19.2 |
| **65** | 0.11415 | 7,836 | 0.02421 | 68,653 | 323,674 | 0.88208 | 1,090,908 | 15.9 |
| **70** | 0.12217 | 7,430 | 0.02602 | 60,817 | 285,508 | 0.81715 | 767,234 | 12.6 |
| **75** | 0.25198 | 13,453 | 0.05766 | 53,387 | 233,302 | 0.51570 [c] | 481,726 | 9.0 |
| **80+** | 1.00000 | 39,934 | 0.16075 | 39,934 | 248,424 | - | 248,424 | 6.2 |
| **Lelaki** *Male* | | | | | | | | |
| **0** | 0.00743 | 743 | 0.00748 | 100,000 | 99,305 | 0.99127 [a] | 6,859,858 | 68.6 |
| **1** | 0.00296 | 294 | 0.00074 | 99,257 | 396,332 | 0.99783 [b] | 6,760,553 | 68.1 |
| **5** | 0.00103 | 102 | 0.00021 | 98,963 | 494,561 | 0.99948 | 6,364,221 | 64.3 |
| **10** | 0.00000 | - | 0.00000 | 98,861 | 494,306 | 0.99922 | 5,869,660 | 59.4 |
| **15** | 0.00156 | 155 | 0.00031 | 98,861 | 493,919 | 0.99515 | 5,375,354 | 54.4 |
| **20** | 0.00814 | 803 | 0.00163 | 98,707 | 491,525 | 0.99132 | 4,881,435 | 49.5 |
| **25** | 0.00922 | 903 | 0.00185 | 97,903 | 487,260 | 0.99053 | 4,389,909 | 44.8 |
| **30** | 0.00973 | 944 | 0.00196 | 97,000 | 482,643 | 0.99078 | 3,902,650 | 40.2 |
| **35** | 0.00870 | 836 | 0.00175 | 96,057 | 478,195 | 0.97761 | 3,420,006 | 35.6 |
| **40** | 0.03621 | 3,448 | 0.00737 | 95,221 | 467,486 | 0.95742 | 2,941,812 | 30.9 |
| **45** | 0.04920 | 4,515 | 0.01009 | 91,773 | 447,579 | 0.93937 | 2,474,326 | 27.0 |
| **50** | 0.07266 | 6,340 | 0.01508 | 87,258 | 420,440 | 0.89860 | 2,026,747 | 23.2 |
| **55** | 0.13239 | 10,713 | 0.02836 | 80,918 | 377,807 | 0.86339 | 1,606,306 | 19.9 |
| **60** | 0.14147 | 9,932 | 0.03045 | 70,205 | 326,194 | 0.86008 | 1,228,499 | 17.5 |
| **65** | 0.13810 | 8,324 | 0.02967 | 60,273 | 280,555 | 0.86063 | 902,305 | 15.0 |
| **70** | 0.14085 | 7,317 | 0.03030 | 51,949 | 241,454 | 0.79901 | 621,750 | 12.0 |
| **75** | 0.27098 | 12,095 | 0.06269 | 44,632 | 192,925 | 0.49270 [c] | 380,297 | 8.5 |
| **80+** | 1.00000 | 32,538 | 0.17365 | 32,538 | 187,372 | - | 187,372 | 5.8 |
| **Perempuan** *Female* | | | | | | | | |
| **0** | 0.01083 | 1,083 | 0.01094 | 100,000 | 99,006 | 0.98782 [a] | 7,446,946 | 74.5 |
| **1** | 0.00308 | 305 | 0.00077 | 98,917 | 394,906 | 0.99827 [b] | 7,347,940 | 74.3 |
| **5** | 0.00000 | - | 0.00000 | 98,612 | 493,059 | 0.99940 | 6,953,034 | 70.5 |
| **10** | 0.00120 | 119 | 0.00024 | 98,612 | 492,762 | 0.99896 | 6,459,975 | 65.5 |
| **15** | 0.00088 | 87 | 0.00018 | 98,493 | 492,248 | 0.99835 | 5,967,213 | 60.6 |
| **20** | 0.00242 | 239 | 0.00049 | 98,406 | 491,434 | 0.99411 | 5,474,966 | 55.6 |
| **25** | 0.00937 | 919 | 0.00188 | 98,168 | 488,539 | 0.99178 | 4,983,531 | 50.8 |
| **30** | 0.00706 | 686 | 0.00142 | 97,248 | 484,525 | 0.99060 | 4,494,992 | 46.2 |
| **35** | 0.01177 | 1,136 | 0.00237 | 96,562 | 479,968 | 0.98909 | 4,010,468 | 41.5 |
| **40** | 0.01003 | 957 | 0.00202 | 95,425 | 474,733 | 0.98157 | 3,530,500 | 37.0 |
| **45** | 0.02692 | 2,543 | 0.00546 | 94,468 | 465,982 | 0.97566 | 3,055,766 | 32.3 |
| **50** | 0.02169 | 1,994 | 0.00439 | 91,925 | 454,639 | 0.93803 | 2,589,784 | 28.2 |
| **55** | 0.10315 | 9,276 | 0.02175 | 89,931 | 426,463 | 0.92616 | 2,135,146 | 23.7 |
| **60** | 0.04115 | 3,319 | 0.00840 | 80,654 | 394,974 | 0.93493 | 1,708,683 | 21.2 |
| **65** | 0.09002 | 6,961 | 0.01885 | 77,335 | 369,273 | 0.90547 | 1,313,708 | 17.0 |
| **70** | 0.09948 | 7,001 | 0.02094 | 70,374 | 334,367 | 0.83810 | 944,436 | 13.4 |
| **75** | 0.23121 | 14,653 | 0.05229 | 63,373 | 280,233 | 0.54065 [c] | 610,069 | 9.6 |
| **80+** | 1.00000 | 48,720 | 0.14771 | 48,720 | 329,836 | - | 329,836 | 6.8 |

**Nota:** *Notes:*
[a] **Daripada umur 0 hingga kumpulan umur 1-4**
*From age of 0 to age group 1-4*
[b] **Daripada umur 0, kumpulan umur 1-4 hingga kumpulan umur 5-9**
*From age of 0, age group 1-4 to age group 5-9*
[c] **Daripada umur 75 hingga 80+**
*From age of 75 to 80+*
[p] **Permulaan**
*Preliminary*

**Jadual 4.10.23: Jadual hayat ringkas mengikut jantina dan umur, Kunak, Sabah, 2025[P]**
*Table 4.10.23: Abridged life table by sex and age, Kunak, Sabah, 2025 [P]*

| Umur *Age* | Kebarangkalian mati di antara umur x dan umur x+n *Probability of dying between age x and age x+n* | Bilangan kematian di antara umur x dan umur x+n *Number of deaths between age x and age x+n* | Kadar tengah mortaliti di antara umur x dan umur x+n *Central mortality rate between age x and age x+n* | Penakat (orang yang masih hidup) pada umur tepat x *Survivors at exact age x* | Bilangan orang hidup-tahun di antara umur x dan umur x+n *Number of person-years lived between age x and age x+n* | Nisbah ketakatan *Survival ratio* | Jumlah bilangan orang hidup-tahun selepas umur tepat x *Total number of person-years lived after exact age x* | Jangkaan hayat *Life expectancy* |
|---|---|---|---|---|---|---|---|---|
| x | $_nq_x$ | $_nd_x$ | $_nm_x$ | $l_x$ | $_nL_x$ | $_nS_x$ | $T_x$ | $e_x$ |
| **Lelaki dan Perempuan** *Both sexes* | | | | | | | | |
| **0** | 0.01026 | 1,026 | 0.01036 | 100,000 | 99,056 | 0.98966 [a] | 7,477,167 | 74.8 |
| **1** | 0.00048 | 48 | 0.00012 | 98,974 | 395,776 | 0.99932 [b] | 7,378,111 | 74.5 |
| **5** | 0.00054 | 53 | 0.00011 | 98,926 | 494,497 | 0.99797 | 6,982,335 | 70.6 |
| **10** | 0.00353 | 349 | 0.00071 | 98,873 | 493,491 | 0.99761 | 6,487,839 | 65.6 |
| **15** | 0.00125 | 123 | 0.00025 | 98,524 | 492,312 | 0.99850 | 5,994,347 | 60.8 |
| **20** | 0.00175 | 173 | 0.00035 | 98,401 | 491,574 | 0.99783 | 5,502,035 | 55.9 |
| **25** | 0.00259 | 254 | 0.00052 | 98,228 | 490,506 | 0.99623 | 5,010,461 | 51.0 |
| **30** | 0.00494 | 484 | 0.00099 | 97,974 | 488,659 | 0.99519 | 4,519,955 | 46.1 |
| **35** | 0.00468 | 456 | 0.00094 | 97,490 | 486,307 | 0.99188 | 4,031,295 | 41.4 |
| **40** | 0.01157 | 1,123 | 0.00233 | 97,033 | 482,359 | 0.98460 | 3,544,988 | 36.5 |
| **45** | 0.01928 | 1,849 | 0.00389 | 95,910 | 474,929 | 0.98020 | 3,062,629 | 31.9 |
| **50** | 0.02034 | 1,914 | 0.00411 | 94,062 | 465,524 | 0.96591 | 2,587,700 | 27.5 |
| **55** | 0.04813 | 4,435 | 0.00986 | 92,148 | 449,652 | 0.92381 | 2,122,176 | 23.0 |
| **60** | 0.10568 | 9,269 | 0.02231 | 87,713 | 415,392 | 0.89401 | 1,672,524 | 19.1 |
| **65** | 0.10634 | 8,341 | 0.02246 | 78,444 | 371,366 | 0.86712 | 1,257,131 | 16.0 |
| **70** | 0.16259 | 11,398 | 0.03539 | 70,103 | 322,018 | 0.81183 | 885,765 | 12.6 |
| **75** | 0.21872 | 12,840 | 0.04911 | 58,705 | 261,425 | 0.53627 [c] | 563,747 | 9.6 |
| **80+** | 1.00000 | 45,865 | 0.15171 | 45,865 | 302,323 | - | 302,323 | 6.6 |
| **Lelaki** *Male* | | | | | | | | |
| **0** | 0.01410 | 1,410 | 0.01428 | 100,000 | 98,707 | 0.98591 [a] | 7,260,337 | 72.6 |
| **1** | 0.00048 | 47 | 0.00012 | 98,590 | 394,248 | 0.99951 [b] | 7,161,630 | 72.6 |
| **5** | 0.00000 | - | 0.00000 | 98,543 | 492,715 | 0.99774 | 6,767,382 | 68.7 |
| **10** | 0.00453 | 446 | 0.00091 | 98,543 | 491,600 | 0.99717 | 6,274,666 | 63.7 |
| **15** | 0.00112 | 110 | 0.00023 | 98,097 | 490,208 | 0.99817 | 5,783,067 | 59.0 |
| **20** | 0.00253 | 248 | 0.00051 | 97,986 | 489,312 | 0.99686 | 5,292,859 | 54.0 |
| **25** | 0.00374 | 366 | 0.00075 | 97,738 | 487,777 | 0.99549 | 4,803,547 | 49.1 |
| **30** | 0.00527 | 513 | 0.00106 | 97,373 | 485,579 | 0.99501 | 4,315,770 | 44.3 |
| **35** | 0.00471 | 456 | 0.00094 | 96,859 | 483,155 | 0.99188 | 3,830,190 | 39.5 |
| **40** | 0.01154 | 1,113 | 0.00232 | 96,403 | 479,233 | 0.98240 | 3,347,035 | 34.7 |
| **45** | 0.02373 | 2,262 | 0.00480 | 95,290 | 470,797 | 0.97298 | 2,867,802 | 30.1 |
| **50** | 0.03040 | 2,828 | 0.00617 | 93,029 | 458,074 | 0.95734 | 2,397,005 | 25.8 |
| **55** | 0.05530 | 4,988 | 0.01137 | 90,201 | 438,535 | 0.91275 | 1,938,931 | 21.5 |
| **60** | 0.12108 | 10,317 | 0.02578 | 85,213 | 400,272 | 0.86912 | 1,500,396 | 17.6 |
| **65** | 0.14203 | 10,637 | 0.03058 | 74,896 | 347,885 | 0.84418 | 1,100,124 | 14.7 |
| **70** | 0.17189 | 11,045 | 0.03761 | 64,258 | 293,678 | 0.77548 | 752,239 | 11.7 |
| **75** | 0.28807 | 15,329 | 0.06731 | 53,213 | 227,742 | 0.50335 [c] | 458,561 | 8.6 |
| **80+** | 1.00000 | 37,884 | 0.16413 | 37,884 | 230,818 | - | 230,818 | 6.1 |
| **Perempuan** *Female* | | | | | | | | |
| **0** | 0.00590 | 590 | 0.00594 | 100,000 | 99,450 | 0.99394 [a] | 7,754,062 | 77.5 |
| **1** | 0.00049 | 48 | 0.00012 | 99,410 | 397,518 | 0.99913 [b] | 7,654,612 | 77.0 |
| **5** | 0.00108 | 108 | 0.00022 | 99,361 | 496,537 | 0.99819 | 7,257,094 | 73.0 |
| **10** | 0.00254 | 253 | 0.00051 | 99,254 | 495,637 | 0.99803 | 6,760,557 | 68.1 |
| **15** | 0.00140 | 138 | 0.00028 | 99,001 | 494,660 | 0.99891 | 6,264,920 | 63.3 |
| **20** | 0.00079 | 78 | 0.00016 | 98,863 | 494,120 | 0.99905 | 5,770,260 | 58.4 |
| **25** | 0.00111 | 110 | 0.00022 | 98,785 | 493,651 | 0.99719 | 5,276,141 | 53.4 |
| **30** | 0.00451 | 445 | 0.00090 | 98,675 | 492,265 | 0.99542 | 4,782,490 | 48.5 |
| **35** | 0.00465 | 457 | 0.00093 | 98,231 | 490,012 | 0.99188 | 4,290,224 | 43.7 |
| **40** | 0.01161 | 1,135 | 0.00234 | 97,774 | 486,032 | 0.98734 | 3,800,212 | 38.9 |
| **45** | 0.01372 | 1,326 | 0.00276 | 96,639 | 479,878 | 0.98903 | 3,314,180 | 34.3 |
| **50** | 0.00818 | 779 | 0.00164 | 95,313 | 474,614 | 0.97597 | 2,834,301 | 29.7 |
| **55** | 0.04001 | 3,782 | 0.00816 | 94,533 | 463,211 | 0.93636 | 2,359,687 | 25.0 |
| **60** | 0.08825 | 8,009 | 0.01846 | 90,751 | 433,734 | 0.92082 | 1,896,476 | 20.9 |
| **65** | 0.06924 | 5,729 | 0.01435 | 82,743 | 399,390 | 0.89082 | 1,462,741 | 17.7 |
| **70** | 0.15209 | 11,713 | 0.03292 | 77,013 | 355,784 | 0.85220 | 1,063,352 | 13.8 |
| **75** | 0.14275 | 9,322 | 0.03074 | 65,300 | 303,197 | 0.57149 [c] | 707,568 | 10.8 |
| **80+** | 1.00000 | 55,979 | 0.13843 | 55,979 | 404,371 | - | 404,371 | 7.2 |

**Nota:** *Notes:*
[a] **Daripada umur 0 hingga kumpulan umur 1-4** *From age of 0 to age group 1-4*
[b] **Daripada umur 0, kumpulan umur 1-4 hingga kumpulan umur 5-9** *From age of 0, age group 1-4 to age group 5-9*
[c] **Daripada umur 75 hingga 80+** *From age of 75 to 80+*
[P] **Permulaan** *Preliminary*

**Jadual 4.10.24: Jadual hayat ringkas mengikut jantina dan umur, Tongod, Sabah, 2025[P]**
*Table 4.10.24: Abridged life table by sex and age, Tongod, Sabah, 2025 [P]*

| Umur *Age* | Kebarangkalian mati di antara umur x dan umur x+n *Probability of dying between age x and age x+n* | Bilangan kematian di antara umur x dan umur x+n *Number of deaths between age x and age x+n* | Kadar tengah mortaliti di antara umur x dan umur x+n *Central mortality rate between age x and age x+n* | Penakat (orang yang masih hidup) pada umur tepat x *Survivors at exact age x* | Bilangan orang hidup-tahun di antara umur x dan umur x+n *Number of person-years lived between age x and age x+n* | Nisbah ketakatan *Survival ratio* | Jumlah bilangan orang hidup-tahun selepas umur tepat x *Total number of person-years lived after exact age x* | Jangkaan hayat *Life expectancy* |
|---|---|---|---|---|---|---|---|---|
| x | $_nq_x$ | $_nd_x$ | $_nm_x$ | $l_x$ | $_nL_x$ | $_nS_x$ | $T_x$ | $e_x$ |
| **Lelaki dan Perempuan** *Both sexes* | | | | | | | | |
| **0** | 0.00408 | 408 | 0.00410 | 100,000 | 99,617 | 0.99501 [a] | 7,730,425 | 77.3 |
| **1** | 0.00195 | 194 | 0.00049 | 99,592 | 397,885 | 0.99852 [b] | 7,630,808 | 76.6 |
| **5** | 0.00090 | 89 | 0.00018 | 99,398 | 496,765 | 0.99955 | 7,232,923 | 72.8 |
| **10** | 0.00000 | - | 0.00000 | 99,308 | 496,542 | 0.99926 | 6,736,157 | 67.8 |
| **15** | 0.00148 | 147 | 0.00030 | 99,308 | 496,174 | 0.99839 | 6,239,615 | 62.8 |
| **20** | 0.00174 | 172 | 0.00035 | 99,161 | 495,375 | 0.99751 | 5,743,441 | 57.9 |
| **25** | 0.00325 | 322 | 0.00065 | 98,989 | 494,139 | 0.99719 | 5,248,066 | 53.0 |
| **30** | 0.00236 | 233 | 0.00047 | 98,667 | 492,752 | 0.99550 | 4,753,927 | 48.2 |
| **35** | 0.00665 | 655 | 0.00133 | 98,434 | 490,532 | 0.99367 | 4,261,175 | 43.3 |
| **40** | 0.00601 | 588 | 0.00121 | 97,779 | 487,427 | 0.98396 | 3,770,643 | 38.6 |
| **45** | 0.02612 | 2,539 | 0.00529 | 97,192 | 479,611 | 0.97256 | 3,283,216 | 33.8 |
| **50** | 0.02880 | 2,726 | 0.00584 | 94,653 | 466,449 | 0.95928 | 2,803,605 | 29.6 |
| **55** | 0.05299 | 4,871 | 0.01089 | 91,927 | 447,456 | 0.94243 | 2,337,156 | 25.4 |
| **60** | 0.06241 | 5,433 | 0.01288 | 87,055 | 421,695 | 0.92288 | 1,889,701 | 21.7 |
| **65** | 0.09282 | 7,576 | 0.01947 | 81,622 | 389,172 | 0.91059 | 1,468,006 | 18.0 |
| **70** | 0.08565 | 6,342 | 0.01790 | 74,046 | 354,376 | 0.87832 | 1,078,834 | 14.6 |
| **75** | 0.16108 | 10,906 | 0.03504 | 67,704 | 311,256 | 0.57036 [c] | 724,458 | 10.7 |
| **80+** | 1.00000 | 56,798 | 0.13746 | 56,798 | 413,202 | - | 413,202 | 7.3 |
| **Lelaki** *Male* | | | | | | | | |
| **0** | 0.00554 | 554 | 0.00557 | 100,000 | 99,478 | 0.99369 [a] | 7,540,706 | 75.4 |
| **1** | 0.00178 | 177 | 0.00045 | 99,446 | 397,365 | 0.99858 [b] | 7,441,228 | 74.8 |
| **5** | 0.00083 | 83 | 0.00017 | 99,269 | 496,137 | 0.99958 | 7,043,863 | 71.0 |
| **10** | 0.00000 | - | 0.00000 | 99,186 | 495,930 | 0.99863 | 6,547,726 | 66.0 |
| **15** | 0.00273 | 271 | 0.00055 | 99,186 | 495,252 | 0.99704 | 6,051,796 | 61.0 |
| **20** | 0.00319 | 316 | 0.00064 | 98,915 | 493,784 | 0.99603 | 5,556,545 | 56.2 |
| **25** | 0.00475 | 468 | 0.00095 | 98,599 | 491,824 | 0.99547 | 5,062,761 | 51.3 |
| **30** | 0.00431 | 423 | 0.00086 | 98,131 | 489,596 | 0.99249 | 4,570,937 | 46.6 |
| **35** | 0.01072 | 1,047 | 0.00216 | 97,708 | 485,920 | 0.99108 | 4,081,341 | 41.8 |
| **40** | 0.00710 | 686 | 0.00142 | 96,660 | 481,587 | 0.97874 | 3,595,422 | 37.2 |
| **45** | 0.03552 | 3,409 | 0.00723 | 95,974 | 471,349 | 0.96150 | 3,113,835 | 32.4 |
| **50** | 0.04159 | 3,850 | 0.00850 | 92,565 | 453,201 | 0.95031 | 2,642,486 | 28.5 |
| **55** | 0.05814 | 5,158 | 0.01198 | 88,715 | 430,681 | 0.92682 | 2,189,286 | 24.7 |
| **60** | 0.08915 | 7,449 | 0.01866 | 83,557 | 399,164 | 0.90182 | 1,758,604 | 21.0 |
| **65** | 0.10809 | 8,227 | 0.02285 | 76,108 | 359,974 | 0.90646 | 1,359,440 | 17.9 |
| **70** | 0.07722 | 5,242 | 0.01606 | 67,881 | 326,303 | 0.89256 | 999,466 | 14.7 |
| **75** | 0.14019 | 8,781 | 0.03015 | 62,640 | 291,245 | 0.56735 [c] | 673,163 | 10.7 |
| **80+** | 1.00000 | 53,858 | 0.14102 | 53,858 | 381,918 | - | 381,918 | 7.1 |
| **Perempuan** *Female* | | | | | | | | |
| **0** | 0.00228 | 228 | 0.00229 | 100,000 | 99,785 | 0.99668 [a] | 7,950,362 | 79.5 |
| **1** | 0.00215 | 215 | 0.00054 | 99,772 | 398,555 | 0.99840 [b] | 7,850,577 | 78.7 |
| **5** | 0.00097 | 97 | 0.00019 | 99,557 | 497,545 | 0.99951 | 7,452,021 | 74.9 |
| **10** | 0.00000 | - | 0.00000 | 99,461 | 497,303 | 1.00000 | 6,954,476 | 69.9 |
| **15** | 0.00000 | - | 0.00000 | 99,461 | 497,303 | 1.00000 | 6,457,173 | 64.9 |
| **20** | 0.00000 | - | 0.00000 | 99,461 | 497,303 | 0.99928 | 5,959,870 | 59.9 |
| **25** | 0.00144 | 143 | 0.00029 | 99,461 | 496,945 | 0.99928 | 5,462,566 | 54.9 |
| **30** | 0.00000 | - | 0.00000 | 99,318 | 496,588 | 0.99899 | 4,965,621 | 50.0 |
| **35** | 0.00203 | 202 | 0.00041 | 99,318 | 496,084 | 0.99662 | 4,469,033 | 45.0 |
| **40** | 0.00474 | 470 | 0.00095 | 99,116 | 494,406 | 0.98985 | 3,972,950 | 40.1 |
| **45** | 0.01558 | 1,537 | 0.00314 | 98,646 | 489,389 | 0.98472 | 3,478,544 | 35.3 |
| **50** | 0.01498 | 1,455 | 0.00302 | 97,109 | 481,909 | 0.96894 | 2,989,155 | 30.8 |
| **55** | 0.04739 | 4,533 | 0.00971 | 95,654 | 466,939 | 0.95944 | 2,507,246 | 26.2 |
| **60** | 0.03338 | 3,041 | 0.00679 | 91,121 | 448,002 | 0.94628 | 2,040,307 | 22.4 |
| **65** | 0.07477 | 6,585 | 0.01553 | 88,080 | 423,935 | 0.91496 | 1,592,305 | 18.1 |
| **70** | 0.09615 | 7,836 | 0.02020 | 81,494 | 387,881 | 0.86045 | 1,168,371 | 14.3 |
| **75** | 0.18756 | 13,815 | 0.04139 | 73,658 | 333,753 | 0.57238 [c] | 780,489 | 10.6 |
| **80+** | 1.00000 | 59,843 | 0.13396 | 59,843 | 446,737 | - | 446,737 | 7.5 |

**Nota:** *Notes:*
[a] **Daripada umur 0 hingga kumpulan umur 1-4**
*From age of 0 to age group 1-4*
[b] **Daripada umur 0, kumpulan umur 1-4 hingga kumpulan umur 5-9**
*From age of 0, age group 1-4 to age group 5-9*
[c] **Daripada umur 75 hingga 80+**
*From age of 75 to 80+*
[P] **Permulaan**
*Preliminary*

**Jadual 4.10.25: Jadual hayat ringkas mengikut jantina dan umur, Putatan, Sabah, 2025[P]**

*Table 4.10.25: Abridged life table by sex and age, Putatan, Sabah, 2025 [P]*

| Umur *Age* | Kebarangkalian mati di antara umur x dan umur x+n *Probability of dying between age x and age x+n* | Bilangan kematian di antara umur x dan umur x+n *Number of deaths between age x and age x+n* | Kadar tengah mortaliti di antara umur x dan umur x+n *Central mortality rate between age x and age x+n* | Penakat (orang yang masih hidup) pada umur tepat x *Survivors at exact age x* | Bilangan orang hidup-tahun di antara umur x dan umur x+n *Number of person-years lived between age x and age x+n* | Nisbah ketakatan *Survival ratio* | Jumlah bilangan orang hidup-tahun selepas umur tepat x *Total number of person-years lived after exact age x* | Jangkaan hayat *Life expectancy* |
|---|---|---|---|---|---|---|---|---|
| x | $_nq_x$ | $_nd_x$ | $_nm_x$ | $l_x$ | $_nL_x$ | $_nS_x$ | $T_x$ | $e_x$ |
| **Lelaki dan Perempuan** *Both sexes* | | | | | | | | |
| **0** | 0.00472 | 472 | 0.00474 | 100,000 | 99,558 | 0.99363 [a] | 7,253,651 | 72.5 |
| **1** | 0.00346 | 345 | 0.00087 | 99,528 | 397,256 | 0.99798 [b] | 7,154,093 | 71.9 |
| **5** | 0.00044 | 43 | 0.00009 | 99,184 | 495,809 | 0.99933 | 6,756,836 | 68.1 |
| **10** | 0.00091 | 90 | 0.00018 | 99,140 | 495,474 | 0.99890 | 6,261,027 | 63.2 |
| **15** | 0.00129 | 127 | 0.00026 | 99,050 | 494,930 | 0.99827 | 5,765,553 | 58.2 |
| **20** | 0.00217 | 215 | 0.00044 | 98,922 | 494,074 | 0.99743 | 5,270,623 | 53.3 |
| **25** | 0.00297 | 293 | 0.00059 | 98,707 | 492,804 | 0.99525 | 4,776,550 | 48.4 |
| **30** | 0.00653 | 643 | 0.00131 | 98,414 | 490,465 | 0.99148 | 4,283,745 | 43.5 |
| **35** | 0.01052 | 1,029 | 0.00212 | 97,772 | 486,286 | 0.98878 | 3,793,280 | 38.8 |
| **40** | 0.01192 | 1,153 | 0.00240 | 96,743 | 480,832 | 0.98118 | 3,306,994 | 34.2 |
| **45** | 0.02580 | 2,466 | 0.00523 | 95,590 | 471,785 | 0.97160 | 2,826,163 | 29.6 |
| **50** | 0.03107 | 2,893 | 0.00631 | 93,124 | 458,387 | 0.95251 | 2,354,378 | 25.3 |
| **55** | 0.06444 | 5,814 | 0.01332 | 90,231 | 436,618 | 0.92619 | 1,895,992 | 21.0 |
| **60** | 0.08383 | 7,077 | 0.01750 | 84,417 | 404,392 | 0.90149 | 1,459,373 | 17.3 |
| **65** | 0.11454 | 8,858 | 0.02430 | 77,340 | 364,555 | 0.86303 | 1,054,981 | 13.6 |
| **70** | 0.16230 | 11,115 | 0.03533 | 68,482 | 314,622 | 0.68571 | 690,426 | 10.1 |
| **75** | 0.49573 | 28,438 | 0.13182 | 57,367 | 215,740 | 0.42592 [c] | 375,804 | 6.6 |
| **80+** | 1.00000 | 28,929 | 0.18073 | 28,929 | 160,064 | - | 160,064 | 5.5 |
| **Lelaki** *Male* | | | | | | | | |
| **0** | 0.00797 | 797 | 0.00803 | 100,000 | 99,255 | 0.99055 [a] | 7,030,172 | 70.3 |
| **1** | 0.00337 | 334 | 0.00084 | 99,203 | 396,019 | 0.99812 [b] | 6,930,917 | 69.9 |
| **5** | 0.00000 | - | 0.00000 | 98,869 | 494,343 | 0.99916 | 6,534,899 | 66.1 |
| **10** | 0.00167 | 166 | 0.00034 | 98,869 | 493,929 | 0.99882 | 6,040,556 | 61.1 |
| **15** | 0.00069 | 68 | 0.00014 | 98,703 | 493,346 | 0.99811 | 5,546,626 | 56.2 |
| **20** | 0.00309 | 305 | 0.00062 | 98,635 | 492,414 | 0.99648 | 5,053,280 | 51.2 |
| **25** | 0.00395 | 388 | 0.00079 | 98,330 | 490,681 | 0.99362 | 4,560,866 | 46.4 |
| **30** | 0.00881 | 863 | 0.00177 | 97,942 | 487,552 | 0.98818 | 4,070,186 | 41.6 |
| **35** | 0.01485 | 1,442 | 0.00299 | 97,079 | 481,789 | 0.98886 | 3,582,634 | 36.9 |
| **40** | 0.00738 | 706 | 0.00148 | 95,637 | 476,421 | 0.97658 | 3,100,845 | 32.4 |
| **45** | 0.03959 | 3,758 | 0.00808 | 94,931 | 465,261 | 0.96558 | 2,624,424 | 27.6 |
| **50** | 0.02904 | 2,648 | 0.00589 | 91,173 | 449,247 | 0.94589 | 2,159,163 | 23.7 |
| **55** | 0.07993 | 7,076 | 0.01665 | 88,526 | 424,937 | 0.90601 | 1,709,916 | 19.3 |
| **60** | 0.10926 | 8,899 | 0.02312 | 81,449 | 384,998 | 0.87912 | 1,284,979 | 15.8 |
| **65** | 0.13393 | 9,716 | 0.02871 | 72,550 | 338,458 | 0.83627 | 899,981 | 12.4 |
| **70** | 0.19815 | 12,450 | 0.04399 | 62,833 | 283,041 | 0.62472 | 561,523 | 8.9 |
| **75** | 0.59618 | 30,037 | 0.16987 | 50,383 | 176,822 | 0.36505 [c] | 278,482 | 5.5 |
| **80+** | 1.00000 | 20,346 | 0.20014 | 20,346 | 101,660 | - | 101,660 | 5.0 |
| **Perempuan** *Female* | | | | | | | | |
| **0** | 0.00145 | 145 | 0.00146 | 100,000 | 99,862 | 0.99680 [a] | 7,527,211 | 75.3 |
| **1** | 0.00356 | 356 | 0.00089 | 99,855 | 398,537 | 0.99770 [b] | 7,427,348 | 74.4 |
| **5** | 0.00097 | 96 | 0.00019 | 99,499 | 497,253 | 0.99952 | 7,028,812 | 70.6 |
| **10** | 0.00000 | - | 0.00000 | 99,403 | 497,013 | 0.99901 | 6,531,559 | 65.7 |
| **15** | 0.00198 | 196 | 0.00040 | 99,403 | 496,522 | 0.99848 | 6,034,546 | 60.7 |
| **20** | 0.00107 | 106 | 0.00021 | 99,206 | 495,766 | 0.99853 | 5,538,025 | 55.8 |
| **25** | 0.00188 | 186 | 0.00038 | 99,100 | 495,037 | 0.99696 | 5,042,258 | 50.9 |
| **30** | 0.00420 | 416 | 0.00084 | 98,914 | 493,533 | 0.99475 | 4,547,221 | 46.0 |
| **35** | 0.00630 | 621 | 0.00126 | 98,499 | 490,943 | 0.98857 | 4,053,688 | 41.2 |
| **40** | 0.01659 | 1,624 | 0.00335 | 97,878 | 485,332 | 0.98580 | 3,562,745 | 36.4 |
| **45** | 0.01178 | 1,134 | 0.00237 | 96,254 | 478,438 | 0.97761 | 3,077,413 | 32.0 |
| **50** | 0.03314 | 3,152 | 0.00674 | 95,121 | 467,724 | 0.95945 | 2,598,975 | 27.3 |
| **55** | 0.04821 | 4,434 | 0.00988 | 91,969 | 448,759 | 0.94753 | 2,131,251 | 23.2 |
| **60** | 0.05693 | 4,984 | 0.01172 | 87,535 | 425,214 | 0.92556 | 1,682,493 | 19.2 |
| **65** | 0.09299 | 7,677 | 0.01951 | 82,551 | 393,564 | 0.89301 | 1,257,278 | 15.2 |
| **70** | 0.12243 | 9,167 | 0.02608 | 74,874 | 351,455 | 0.75129 | 863,715 | 11.5 |
| **75** | 0.39261 | 25,797 | 0.09770 | 65,708 | 264,044 | 0.48455 [c] | 512,260 | 7.8 |
| **80+** | 1.00000 | 39,910 | 0.16079 | 39,910 | 248,216 | - | 248,216 | 6.2 |

**Nota:** *Notes:*

[a] **Daripada umur 0 hingga kumpulan umur 1-4**
*From age of 0 to age group 1-4*

[b] **Daripada umur 0, kumpulan umur 1-4 hingga kumpulan umur 5-9**
*From age of 0, age group 1-4 to age group 5-9*

[c] **Daripada umur 75 hingga 80+**
*From age of 75 to 80+*

[P] **Permulaan**
*Preliminary*

**Jadual 4.10.26: Jadual hayat ringkas mengikut jantina dan umur, Telupid, Sabah, 2025[p]**
*Table 4.10.26: Abridged life table by sex and age, Telupid, Sabah, 2025 [p]*

| Umur *Age* | Kebarangkalian mati di antara umur x dan umur x+n *Probability of dying between age x and age x+n* | Bilangan kematian di antara umur x dan umur x+n *Number of deaths between age x and age x+n* | Kadar tengah mortaliti di antara umur x dan umur x+n *Central mortality rate between age x and age x+n* | Penakat (orang yang masih hidup) pada umur tepat x *Survivors at exact age x* | Bilangan orang hidup-tahun di antara umur x dan umur x+n *Number of person-years lived between age x and age x+n* | Nisbah ketakatan *Survival ratio* | Jumlah bilangan orang hidup-tahun selepas umur tepat x *Total number of person-years lived after exact age x* | Jangkaan hayat *Life expectancy* |
|---|---|---|---|---|---|---|---|---|
| x | $_nq_x$ | $_nd_x$ | $_nm_x$ | $l_x$ | $_nL_x$ | $_nS_x$ | $T_x$ | $e_x$ |
| **Lelaki dan Perempuan** *Both sexes* | | | | | | | | |
| **0** | 0.00922 | 922 | 0.00930 | 100,000 | 99,150 | 0.99061 [a] | 7,901,070 | 79.0 |
| **1** | 0.00064 | 63 | 0.00016 | 99,078 | 396,155 | 0.99953 [b] | 7,801,920 | 78.7 |
| **5** | 0.00000 | - | 0.00000 | 99,015 | 495,075 | 0.99799 | 7,405,765 | 74.8 |
| **10** | 0.00401 | 397 | 0.00080 | 99,015 | 494,081 | 0.99717 | 6,910,690 | 69.8 |
| **15** | 0.00163 | 161 | 0.00033 | 98,617 | 492,684 | 0.99725 | 6,416,609 | 65.1 |
| **20** | 0.00387 | 381 | 0.00077 | 98,456 | 491,330 | 0.99761 | 5,923,925 | 60.2 |
| **25** | 0.00091 | 89 | 0.00018 | 98,076 | 490,155 | 0.99817 | 5,432,595 | 55.4 |
| **30** | 0.00276 | 270 | 0.00055 | 97,986 | 489,256 | 0.99797 | 4,942,440 | 50.4 |
| **35** | 0.00130 | 127 | 0.00026 | 97,716 | 488,261 | 0.99629 | 4,453,184 | 45.6 |
| **40** | 0.00613 | 598 | 0.00123 | 97,589 | 486,448 | 0.99305 | 3,964,922 | 40.6 |
| **45** | 0.00779 | 755 | 0.00156 | 96,991 | 483,065 | 0.98269 | 3,478,474 | 35.9 |
| **50** | 0.02691 | 2,590 | 0.00546 | 96,235 | 474,703 | 0.97475 | 2,995,409 | 31.1 |
| **55** | 0.02355 | 2,206 | 0.00477 | 93,646 | 462,714 | 0.96094 | 2,520,706 | 26.9 |
| **60** | 0.05495 | 5,024 | 0.01130 | 91,440 | 444,639 | 0.95797 | 2,057,992 | 22.5 |
| **65** | 0.02837 | 2,451 | 0.00575 | 86,416 | 425,951 | 0.92624 | 1,613,353 | 18.7 |
| **70** | 0.12048 | 10,116 | 0.02564 | 83,965 | 394,532 | 0.85263 | 1,187,402 | 14.1 |
| **75** | 0.17794 | 13,140 | 0.03906 | 73,848 | 336,391 | 0.57573 [c] | 792,870 | 10.7 |
| **80+** | 1.00000 | 60,708 | 0.13299 | 60,708 | 456,479 | - | 456,479 | 7.5 |
| **Lelaki** *Male* | | | | | | | | |
| **0** | 0.00816 | 816 | 0.00823 | 100,000 | 99,238 | 0.99194 [a] | 7,782,157 | 77.8 |
| **1** | 0.00000 | - | 0.00000 | 99,184 | 396,735 | 0.99989 [b] | 7,682,920 | 77.5 |
| **5** | 0.00000 | - | 0.00000 | 99,184 | 495,918 | 0.99852 | 7,286,185 | 73.5 |
| **10** | 0.00296 | 294 | 0.00059 | 99,184 | 495,184 | 0.99753 | 6,790,267 | 68.5 |
| **15** | 0.00199 | 196 | 0.00040 | 98,890 | 493,959 | 0.99591 | 6,295,083 | 63.7 |
| **20** | 0.00619 | 611 | 0.00124 | 98,694 | 491,941 | 0.99607 | 5,801,124 | 58.8 |
| **25** | 0.00165 | 162 | 0.00033 | 98,083 | 490,010 | 0.99671 | 5,309,183 | 54.1 |
| **30** | 0.00494 | 484 | 0.00099 | 97,921 | 488,397 | 0.99752 | 4,819,173 | 49.2 |
| **35** | 0.00000 | - | 0.00000 | 97,437 | 487,187 | 0.99858 | 4,330,777 | 44.4 |
| **40** | 0.00284 | 277 | 0.00057 | 97,437 | 486,495 | 0.99448 | 3,843,589 | 39.4 |
| **45** | 0.00820 | 796 | 0.00165 | 97,161 | 483,812 | 0.98030 | 3,357,094 | 34.6 |
| **50** | 0.03130 | 3,016 | 0.00636 | 96,364 | 474,280 | 0.96734 | 2,873,282 | 29.8 |
| **55** | 0.03406 | 3,179 | 0.00693 | 93,348 | 458,792 | 0.93818 | 2,399,002 | 25.7 |
| **60** | 0.09056 | 8,165 | 0.01897 | 90,169 | 430,430 | 0.93364 | 1,940,210 | 21.5 |
| **65** | 0.03975 | 3,259 | 0.00811 | 82,003 | 401,868 | 0.92027 | 1,509,781 | 18.4 |
| **70** | 0.12136 | 9,556 | 0.02584 | 78,744 | 369,829 | 0.85666 | 1,107,912 | 14.1 |
| **75** | 0.16835 | 11,648 | 0.03676 | 69,188 | 316,819 | 0.57075 [c] | 738,083 | 10.7 |
| **80+** | 1.00000 | 57,540 | 0.13659 | 57,540 | 421,264 | - | 421,264 | 7.3 |
| **Perempuan** *Female* | | | | | | | | |
| **0** | 0.01058 | 1,058 | 0.01069 | 100,000 | 99,028 | 0.98886 [a] | 8,043,638 | 80.4 |
| **1** | 0.00149 | 147 | 0.00037 | 98,942 | 395,400 | 0.99908 [b] | 7,944,610 | 80.3 |
| **5** | 0.00000 | - | 0.00000 | 98,795 | 493,973 | 0.99737 | 7,549,210 | 76.4 |
| **10** | 0.00526 | 520 | 0.00105 | 98,795 | 492,673 | 0.99676 | 7,055,238 | 71.4 |
| **15** | 0.00121 | 119 | 0.00024 | 98,275 | 491,077 | 0.99886 | 6,562,564 | 66.8 |
| **20** | 0.00107 | 105 | 0.00021 | 98,156 | 490,519 | 0.99947 | 6,071,487 | 61.9 |
| **25** | 0.00000 | - | 0.00000 | 98,052 | 490,258 | 1.00000 | 5,580,968 | 56.9 |
| **30** | 0.00000 | - | 0.00000 | 98,052 | 490,258 | 0.99859 | 5,090,710 | 51.9 |
| **35** | 0.00282 | 276 | 0.00056 | 98,052 | 489,568 | 0.99362 | 4,600,452 | 46.9 |
| **40** | 0.00996 | 974 | 0.00200 | 97,775 | 486,443 | 0.99136 | 4,110,885 | 42.0 |
| **45** | 0.00730 | 707 | 0.00147 | 96,802 | 482,240 | 0.98553 | 3,624,442 | 37.4 |
| **50** | 0.02169 | 2,084 | 0.00439 | 96,094 | 475,261 | 0.98329 | 3,142,202 | 32.7 |
| **55** | 0.01161 | 1,092 | 0.00234 | 94,010 | 467,320 | 0.98688 | 2,666,941 | 28.4 |
| **60** | 0.01464 | 1,360 | 0.00295 | 92,918 | 461,190 | 0.98542 | 2,199,620 | 23.7 |
| **65** | 0.01451 | 1,329 | 0.00292 | 91,558 | 454,466 | 0.93346 | 1,738,431 | 19.0 |
| **70** | 0.11933 | 10,767 | 0.02538 | 90,229 | 424,226 | 0.84819 | 1,283,965 | 14.2 |
| **75** | 0.18868 | 14,993 | 0.04167 | 79,462 | 359,826 | 0.58147 [c] | 859,738 | 10.8 |
| **80+** | 1.00000 | 64,469 | 0.12896 | 64,469 | 499,912 | - | 499,912 | 7.8 |

**Nota:** *Notes:*
[a] **Daripada umur 0 hingga kumpulan umur 1-4** *From age of 0 to age group 1-4*
[b] **Daripada umur 0, kumpulan umur 1-4 hingga kumpulan umur 5-9** *From age of 0, age group 1-4 to age group 5-9*
[c] **Daripada umur 75 hingga 80+** *From age of 75 to 80+*
[p] **Permulaan** *Preliminary*

**Jadual 4.10.27: Jadual hayat ringkas mengikut jantina dan umur, Kalabakan, Sabah, 2025[p]**
*Table 4.10.27: Abridged life table by sex and age, Kalabakan, Sabah, 2025[p]*

| Umur *Age* | Kebarangkalian mati di antara umur x dan umur x+n *Probability of dying between age x and age x+n* | Bilangan kematian di antara umur x dan umur x+n *Number of deaths between age x and age x+n* | Kadar tengah mortaliti di antara umur x dan umur x+n *Central mortality rate between age x and age x+n* | Penakat (orang yang masih hidup) pada umur tepat x *Survivors at exact age x* | Bilangan orang hidup-tahun di antara umur x dan umur x+n *Number of person-years lived between age x and age x+n* | Nisbah ketakatan *Survival ratio* | Jumlah bilangan orang hidup-tahun selepas umur tepat x *Total number of person-years lived after exact age x* | Jangkaan hayat *Life expectancy* |
|---|---|---|---|---|---|---|---|---|
| x | $_nq_x$ | $_nd_x$ | $_nm_x$ | $l_x$ | $_nL_x$ | $_nS_x$ | $T_x$ | $e_x$ |
| **Lelaki dan Perempuan** *Both sexes* | | | | | | | | |
| **0** | 0.00500 | 500 | 0.00502 | 100,000 | 99,533 | 0.99444 [a] | 7,893,735 | 78.9 |
| **1** | 0.00126 | 125 | 0.00031 | 99,500 | 397,690 | 0.99892 [b] | 7,794,203 | 78.3 |
| **5** | 0.00077 | 76 | 0.00015 | 99,375 | 496,685 | 0.99866 | 7,396,513 | 74.4 |
| **10** | 0.00192 | 191 | 0.00038 | 99,299 | 496,018 | 0.99813 | 6,899,828 | 69.5 |
| **15** | 0.00183 | 181 | 0.00037 | 99,108 | 495,088 | 0.99847 | 6,403,810 | 64.6 |
| **20** | 0.00123 | 122 | 0.00025 | 98,927 | 494,331 | 0.99882 | 5,908,722 | 59.7 |
| **25** | 0.00112 | 111 | 0.00022 | 98,805 | 493,748 | 0.99837 | 5,414,391 | 54.8 |
| **30** | 0.00214 | 211 | 0.00043 | 98,694 | 492,943 | 0.99612 | 4,920,643 | 49.9 |
| **35** | 0.00562 | 554 | 0.00113 | 98,483 | 491,030 | 0.99462 | 4,427,700 | 45.0 |
| **40** | 0.00513 | 502 | 0.00103 | 97,929 | 488,390 | 0.99218 | 3,936,670 | 40.2 |
| **45** | 0.01053 | 1,026 | 0.00212 | 97,427 | 484,569 | 0.98399 | 3,448,280 | 35.4 |
| **50** | 0.02154 | 2,076 | 0.00435 | 96,401 | 476,812 | 0.96344 | 2,963,711 | 30.7 |
| **55** | 0.05192 | 4,897 | 0.01066 | 94,324 | 459,378 | 0.94862 | 2,486,899 | 26.4 |
| **60** | 0.05081 | 4,544 | 0.01043 | 89,427 | 435,775 | 0.94287 | 2,027,521 | 22.7 |
| **65** | 0.06378 | 5,413 | 0.01318 | 84,883 | 410,881 | 0.91160 | 1,591,747 | 18.8 |
| **70** | 0.11470 | 9,115 | 0.02434 | 79,469 | 374,560 | 0.88541 | 1,180,865 | 14.9 |
| **75** | 0.11446 | 8,053 | 0.02428 | 70,355 | 331,640 | 0.58869 [c] | 806,305 | 11.5 |
| **80+** | 1.00000 | 62,301 | 0.13125 | 62,301 | 474,665 | - | 474,665 | 7.6 |
| **Lelaki** *Male* | | | | | | | | |
| **0** | 0.00500 | 500 | 0.00502 | 100,000 | 99,528 | 0.99429 [a] | 7,796,782 | 78.0 |
| **1** | 0.00163 | 162 | 0.00041 | 99,500 | 397,617 | 0.99871 [b] | 7,697,254 | 77.4 |
| **5** | 0.00075 | 75 | 0.00015 | 99,338 | 496,503 | 0.99915 | 7,299,637 | 73.5 |
| **10** | 0.00095 | 94 | 0.00019 | 99,263 | 496,081 | 0.99813 | 6,803,134 | 68.5 |
| **15** | 0.00279 | 277 | 0.00056 | 99,169 | 495,153 | 0.99823 | 6,307,052 | 63.6 |
| **20** | 0.00074 | 74 | 0.00015 | 98,892 | 494,277 | 0.99930 | 5,811,899 | 58.8 |
| **25** | 0.00066 | 66 | 0.00013 | 98,819 | 493,929 | 0.99944 | 5,317,622 | 53.8 |
| **30** | 0.00046 | 45 | 0.00009 | 98,753 | 493,652 | 0.99714 | 4,823,693 | 48.8 |
| **35** | 0.00527 | 520 | 0.00106 | 98,708 | 492,239 | 0.99474 | 4,330,042 | 43.9 |
| **40** | 0.00525 | 516 | 0.00105 | 98,188 | 489,650 | 0.99226 | 3,837,803 | 39.1 |
| **45** | 0.01025 | 1,001 | 0.00206 | 97,672 | 485,858 | 0.98138 | 3,348,153 | 34.3 |
| **50** | 0.02708 | 2,618 | 0.00549 | 96,671 | 476,810 | 0.95633 | 2,862,295 | 29.6 |
| **55** | 0.06072 | 5,711 | 0.01252 | 94,053 | 455,988 | 0.93849 | 2,385,485 | 25.4 |
| **60** | 0.06234 | 5,508 | 0.01287 | 88,342 | 427,942 | 0.93196 | 1,929,497 | 21.8 |
| **65** | 0.07411 | 6,139 | 0.01539 | 82,835 | 398,825 | 0.89560 | 1,501,555 | 18.1 |
| **70** | 0.13712 | 10,517 | 0.02944 | 76,695 | 357,186 | 0.87370 | 1,102,730 | 14.4 |
| **75** | 0.11375 | 7,528 | 0.02412 | 66,179 | 312,075 | 0.58141 [c] | 745,544 | 11.3 |
| **80+** | 1.00000 | 58,651 | 0.13531 | 58,651 | 433,470 | - | 433,470 | 7.4 |
| **Perempuan** *Female* | | | | | | | | |
| **0** | 0.00500 | 500 | 0.00502 | 100,000 | 99,533 | 0.99464 [a] | 8,013,100 | 80.1 |
| **1** | 0.00086 | 86 | 0.00022 | 99,500 | 397,787 | 0.99911 [b] | 7,913,567 | 79.5 |
| **5** | 0.00078 | 78 | 0.00016 | 99,414 | 496,877 | 0.99815 | 7,515,780 | 75.6 |
| **10** | 0.00292 | 290 | 0.00058 | 99,337 | 495,958 | 0.99824 | 7,018,903 | 70.7 |
| **15** | 0.00059 | 59 | 0.00012 | 99,047 | 495,087 | 0.99878 | 6,522,944 | 65.9 |
| **20** | 0.00184 | 182 | 0.00037 | 98,988 | 494,485 | 0.99822 | 6,027,858 | 60.9 |
| **25** | 0.00171 | 169 | 0.00034 | 98,806 | 493,607 | 0.99689 | 5,533,373 | 56.0 |
| **30** | 0.00452 | 446 | 0.00091 | 98,637 | 492,070 | 0.99470 | 5,039,766 | 51.1 |
| **35** | 0.00609 | 598 | 0.00122 | 98,191 | 489,461 | 0.99447 | 4,547,696 | 46.3 |
| **40** | 0.00496 | 484 | 0.00099 | 97,593 | 486,757 | 0.99206 | 4,058,235 | 41.6 |
| **45** | 0.01093 | 1,061 | 0.00220 | 97,109 | 482,894 | 0.98735 | 3,571,478 | 36.8 |
| **50** | 0.01439 | 1,382 | 0.00290 | 96,048 | 476,787 | 0.97216 | 3,088,584 | 32.2 |
| **55** | 0.04149 | 3,928 | 0.00847 | 94,666 | 463,511 | 0.96066 | 2,611,798 | 27.6 |
| **60** | 0.03709 | 3,366 | 0.00756 | 90,738 | 445,277 | 0.95487 | 2,148,286 | 23.7 |
| **65** | 0.05348 | 4,672 | 0.01099 | 87,373 | 425,182 | 0.92980 | 1,703,009 | 19.5 |
| **70** | 0.08787 | 7,267 | 0.01838 | 82,700 | 395,333 | 0.89910 | 1,277,827 | 15.5 |
| **75** | 0.11518 | 8,689 | 0.02444 | 75,433 | 355,444 | 0.59723 [c] | 882,494 | 11.7 |
| **80+** | 1.00000 | 66,744 | 0.12664 | 66,744 | 527,050 | - | 527,050 | 7.9 |

**Nota:** *Notes:*
[a] **Daripada umur 0 hingga kumpulan umur 1-4** *From age of 0 to age group 1-4*
[b] **Daripada umur 0, kumpulan umur 1-4 hingga kumpulan umur 5-9** *From age of 0, age group 1-4 to age group 5-9*
[c] **Daripada umur 75 hingga 80+** *From age of 75 to 80+*
[p] **Permulaan** *Preliminary*

**Jadual 4.10.28: Jadual hayat ringkas mengikut jantina dan umur, Membakut, Sabah, 2025[p]**
*Table 4.10.28: Abridged life table by sex and age, Membakut, Sabah, 2025 [p]*

| Umur *Age* | Kebarangkalian mati di antara umur x dan umur x+n *Probability of dying between age x and age x+n* | Bilangan kematian di antara umur x dan umur x+n *Number of deaths between age x and age x+n* | Kadar tengah mortaliti di antara umur x dan umur x+n *Central mortality rate between age x and age x+n* | Penakat (orang yang masih hidup) pada umur tepat x *Survivors at exact age x* | Bilangan orang hidup-tahun di antara umur x dan umur x+n *Number of person-years lived between age x and age x+n* | Nisbah ketakatan *Survival ratio* | Jumlah bilangan orang hidup-tahun selepas umur tepat x *Total number of person-years lived after exact age x* | Jangkaan hayat *Life expectancy* |
|---|---|---|---|---|---|---|---|---|
| x | $_nq_x$ | $_nd_x$ | $_nm_x$ | $l_x$ | $_nL_x$ | $_nS_x$ | $T_x$ | $e_x$ |
| **Lelaki dan Perempuan** *Both sexes* | | | | | | | | |
| **0** | 0.01042 | 1,042 | 0.01052 | 100,000 | 99,043 | 0.98918 [a] | 6,909,045 | 69.1 |
| **1** | 0.00116 | 114 | 0.00029 | 98,958 | 395,546 | 0.99925 [b] | 6,810,003 | 68.8 |
| **5** | 0.00000 | - | 0.00000 | 98,844 | 494,218 | 0.99954 | 6,414,457 | 64.9 |
| **10** | 0.00092 | 91 | 0.00018 | 98,844 | 493,991 | 0.99823 | 5,920,239 | 59.9 |
| **15** | 0.00261 | 258 | 0.00052 | 98,753 | 493,119 | 0.99748 | 5,426,248 | 54.9 |
| **20** | 0.00243 | 239 | 0.00049 | 98,495 | 491,875 | 0.99561 | 4,933,129 | 50.1 |
| **25** | 0.00635 | 624 | 0.00127 | 98,255 | 489,716 | 0.99398 | 4,441,254 | 45.2 |
| **30** | 0.00568 | 554 | 0.00114 | 97,631 | 486,771 | 0.98991 | 3,951,538 | 40.5 |
| **35** | 0.01453 | 1,411 | 0.00293 | 97,077 | 481,858 | 0.98092 | 3,464,767 | 35.7 |
| **40** | 0.02369 | 2,267 | 0.00480 | 95,666 | 472,664 | 0.96864 | 2,982,909 | 31.2 |
| **45** | 0.03922 | 3,663 | 0.00800 | 93,399 | 457,840 | 0.95315 | 2,510,246 | 26.9 |
| **50** | 0.05479 | 4,917 | 0.01127 | 89,737 | 436,392 | 0.92732 | 2,052,406 | 22.9 |
| **55** | 0.09160 | 7,770 | 0.01920 | 84,820 | 404,675 | 0.88914 | 1,616,014 | 19.1 |
| **60** | 0.13205 | 10,174 | 0.02828 | 77,050 | 359,814 | 0.83069 | 1,211,339 | 15.7 |
| **65** | 0.21223 | 14,193 | 0.04749 | 66,876 | 298,895 | 0.77892 | 851,525 | 12.7 |
| **70** | 0.23230 | 12,238 | 0.05257 | 52,682 | 232,816 | 0.72987 | 552,630 | 10.5 |
| **75** | 0.31941 | 12,918 | 0.07602 | 40,444 | 169,925 | 0.46867 [c] | 319,814 | 7.9 |
| **80+** | 1.00000 | 27,526 | 0.18364 | 27,526 | 149,889 | - | 149,889 | 5.4 |
| **Lelaki** *Male* | | | | | | | | |
| **0** | 0.00641 | 641 | 0.00645 | 100,000 | 99,398 | 0.99263 [a] | 6,692,340 | 66.9 |
| **1** | 0.00222 | 221 | 0.00056 | 99,359 | 396,915 | 0.99875 [b] | 6,592,942 | 66.4 |
| **5** | 0.00000 | - | 0.00000 | 99,139 | 495,693 | 0.99911 | 6,196,027 | 62.5 |
| **10** | 0.00177 | 176 | 0.00035 | 99,139 | 495,253 | 0.99685 | 5,700,334 | 57.5 |
| **15** | 0.00454 | 449 | 0.00091 | 98,963 | 493,692 | 0.99719 | 5,205,080 | 52.6 |
| **20** | 0.00108 | 107 | 0.00022 | 98,514 | 492,302 | 0.99503 | 4,711,389 | 47.8 |
| **25** | 0.00887 | 873 | 0.00178 | 98,407 | 489,854 | 0.99248 | 4,219,086 | 42.9 |
| **30** | 0.00616 | 600 | 0.00124 | 97,534 | 486,171 | 0.98719 | 3,729,233 | 38.2 |
| **35** | 0.01951 | 1,891 | 0.00394 | 96,934 | 479,942 | 0.97397 | 3,243,062 | 33.5 |
| **40** | 0.03269 | 3,107 | 0.00665 | 95,043 | 467,447 | 0.95984 | 2,763,120 | 29.1 |
| **45** | 0.04788 | 4,402 | 0.00981 | 91,936 | 448,675 | 0.93864 | 2,295,673 | 25.0 |
| **50** | 0.07552 | 6,611 | 0.01570 | 87,534 | 421,143 | 0.90791 | 1,846,998 | 21.1 |
| **55** | 0.11001 | 8,902 | 0.02328 | 80,923 | 382,361 | 0.87015 | 1,425,855 | 17.6 |
| **60** | 0.15214 | 10,957 | 0.03293 | 72,021 | 332,713 | 0.81020 | 1,043,494 | 14.5 |
| **65** | 0.23422 | 14,302 | 0.05306 | 61,064 | 269,565 | 0.74912 | 710,780 | 11.6 |
| **70** | 0.27265 | 12,750 | 0.06314 | 46,762 | 201,936 | 0.67539 | 441,215 | 9.4 |
| **75** | 0.39604 | 13,470 | 0.09877 | 34,012 | 136,386 | 0.43001 [c] | 239,280 | 7.0 |
| **80+** | 1.00000 | 20,542 | 0.19965 | 20,542 | 102,893 | - | 102,893 | 5.0 |
| **Perempuan** *Female* | | | | | | | | |
| **0** | 0.01473 | 1,473 | 0.01493 | 100,000 | 98,666 | 0.98555 [a] | 7,181,524 | 71.8 |
| **1** | 0.00000 | - | 0.00000 | 98,527 | 394,109 | 0.99972 [b] | 7,082,858 | 71.9 |
| **5** | 0.00000 | - | 0.00000 | 98,527 | 492,636 | 1.00000 | 6,688,749 | 67.9 |
| **10** | 0.00000 | - | 0.00000 | 98,527 | 492,636 | 0.99973 | 6,196,113 | 62.9 |
| **15** | 0.00054 | 53 | 0.00011 | 98,527 | 492,503 | 0.99765 | 5,703,476 | 57.9 |
| **20** | 0.00415 | 409 | 0.00083 | 98,474 | 491,346 | 0.99621 | 5,210,974 | 52.9 |
| **25** | 0.00343 | 336 | 0.00069 | 98,065 | 489,482 | 0.99572 | 4,719,628 | 48.1 |
| **30** | 0.00514 | 502 | 0.00103 | 97,728 | 487,385 | 0.99283 | 4,230,145 | 43.3 |
| **35** | 0.00920 | 895 | 0.00185 | 97,226 | 483,892 | 0.98870 | 3,742,760 | 38.5 |
| **40** | 0.01341 | 1,292 | 0.00270 | 96,331 | 478,425 | 0.97867 | 3,258,868 | 33.8 |
| **45** | 0.02935 | 2,789 | 0.00596 | 95,039 | 468,222 | 0.96957 | 2,780,443 | 29.3 |
| **50** | 0.03155 | 2,910 | 0.00641 | 92,250 | 453,973 | 0.94957 | 2,312,221 | 25.1 |
| **55** | 0.06993 | 6,248 | 0.01449 | 89,340 | 431,079 | 0.91170 | 1,858,248 | 20.8 |
| **60** | 0.10806 | 8,979 | 0.02285 | 83,092 | 393,014 | 0.85524 | 1,427,170 | 17.2 |
| **65** | 0.18592 | 13,779 | 0.04099 | 74,114 | 336,120 | 0.80962 | 1,034,156 | 14.0 |
| **70** | 0.19587 | 11,818 | 0.04343 | 60,334 | 272,128 | 0.77603 | 698,036 | 11.6 |
| **75** | 0.25892 | 12,562 | 0.05948 | 48,517 | 211,179 | 0.50417 [c] | 425,908 | 8.8 |
| **80+** | 1.00000 | 35,955 | 0.16744 | 35,955 | 214,729 | - | 214,729 | 6.0 |

**Nota:** *Notes:*

[a] **Daripada umur 0 hingga kumpulan umur 1-4**
*From age of 0 to age group 1-4*

[b] **Daripada umur 0, kumpulan umur 1-4 hingga kumpulan umur 5-9**
*From age of 0, age group 1-4 to age group 5-9*

[c] **Daripada umur 75 hingga 80+**
*From age of 75 to 80+*

[p] **Permulaan**
*Preliminary*

**Muka surat ini sengaja dibiarkan kosong**

*This page is deliberately left blank*

# NEGERI & DAERAH PENTADBIRAN

## *STATE & ADMINISTRATIVE DISTRICT*

# SARAWAK

# 2025p

**Muka surat ini sengaja dibiarkan kosong**

*This page is deliberately left blank*

**Jadual 4.11: Jadual hayat ringkas mengikut jantina dan umur, Sarawak, 2025[p]**

*Table 4.11: Abridged life table by sex and age, Sarawak, 2025 [p]*

| **Umur** *Age* | **Kebarangkalian mati di antara umur x dan umur x+n** *Probability of dying between age x and age x+n* | **Bilangan kematian di antara umur x dan umur x+n** *Number of deaths between age x and age x+n* | **Kadar tengah mortaliti di antara umur x dan umur x+n** *Central mortality rate between age x and age x+n* | **Penakat (orang yang masih hidup) pada umur tepat x** *Survivors at exact age x* | **Bilangan orang hidup-tahun di antara umur x dan umur x+n** *Number of person-years lived between age x and age x+n* | **Nisbah ketakatan** *Survival ratio* | **Jumlah bilangan orang hidup-tahun selepas umur tepat x** *Total number of person-years lived after exact age x* | **Jangkaan hayat** *Life expectancy* |
|---|---|---|---|---|---|---|---|---|
| **x** | $_nq_x$ | $_nd_x$ | $_nm_x$ | $l_x$ | $_nL_x$ | $_nS_x$ | $T_x$ | $e_x$ |
| **Lelaki dan Perempuan** *Both sexes* | | | | | | | | |
| **0** | 0.00681 | 681 | 0.00686 | 100,000 | 99,367 | 0.99256 [a] | 7,527,657 | 75.3 |
| **1** | 0.00146 | 145 | 0.00037 | 99,319 | 396,913 | 0.99866 [b] | 7,428,290 | 74.8 |
| **5** | 0.00103 | 102 | 0.00021 | 99,173 | 495,613 | 0.99877 | 7,031,377 | 70.9 |
| **10** | 0.00144 | 143 | 0.00029 | 99,072 | 495,001 | 0.99802 | 6,535,765 | 66.0 |
| **15** | 0.00251 | 249 | 0.00050 | 98,929 | 494,021 | 0.99689 | 6,040,764 | 61.1 |
| **20** | 0.00370 | 365 | 0.00074 | 98,680 | 492,487 | 0.99587 | 5,546,743 | 56.2 |
| **25** | 0.00457 | 449 | 0.00092 | 98,315 | 490,452 | 0.99398 | 5,054,255 | 51.4 |
| **30** | 0.00748 | 732 | 0.00150 | 97,866 | 487,498 | 0.99083 | 4,563,804 | 46.6 |
| **35** | 0.01087 | 1,055 | 0.00218 | 97,133 | 483,029 | 0.98684 | 4,076,305 | 42.0 |
| **40** | 0.01548 | 1,488 | 0.00312 | 96,078 | 476,671 | 0.98083 | 3,593,276 | 37.4 |
| **45** | 0.02292 | 2,168 | 0.00464 | 94,590 | 467,533 | 0.97234 | 3,116,605 | 32.9 |
| **50** | 0.03251 | 3,004 | 0.00661 | 92,423 | 454,602 | 0.96126 | 2,649,072 | 28.7 |
| **55** | 0.04518 | 4,040 | 0.00924 | 89,418 | 436,992 | 0.94993 | 2,194,470 | 24.5 |
| **60** | 0.05519 | 4,712 | 0.01135 | 85,378 | 415,112 | 0.92939 | 1,757,478 | 20.6 |
| **65** | 0.08694 | 7,013 | 0.01818 | 80,667 | 385,800 | 0.89007 | 1,342,366 | 16.6 |
| **70** | 0.13511 | 9,951 | 0.02898 | 73,653 | 343,388 | 0.81983 | 956,566 | 13.0 |
| **75** | 0.23227 | 14,796 | 0.05256 | 63,702 | 281,519 | 0.54089 [c] | 613,178 | 9.6 |
| **80+** | 1.00000 | 48,906 | 0.14746 | 48,906 | 331,659 | - | 331,659 | 6.8 |
| **Lelaki** *Male* | | | | | | | | |
| **0** | 0.00733 | 733 | 0.00738 | 100,000 | 99,314 | 0.99191 [a] | 7,291,818 | 72.9 |
| **1** | 0.00183 | 181 | 0.00046 | 99,267 | 396,640 | 0.99844 [b] | 7,192,505 | 72.5 |
| **5** | 0.00102 | 101 | 0.00020 | 99,086 | 495,178 | 0.99865 | 6,795,864 | 68.6 |
| **10** | 0.00169 | 167 | 0.00034 | 98,985 | 494,509 | 0.99736 | 6,300,686 | 63.7 |
| **15** | 0.00360 | 355 | 0.00072 | 98,818 | 493,203 | 0.99552 | 5,806,177 | 58.8 |
| **20** | 0.00537 | 529 | 0.00108 | 98,463 | 490,993 | 0.99410 | 5,312,974 | 54.0 |
| **25** | 0.00644 | 630 | 0.00129 | 97,934 | 488,095 | 0.99171 | 4,821,981 | 49.2 |
| **30** | 0.01015 | 988 | 0.00204 | 97,304 | 484,050 | 0.98768 | 4,333,886 | 44.5 |
| **35** | 0.01450 | 1,397 | 0.00292 | 96,316 | 478,089 | 0.98253 | 3,849,835 | 40.0 |
| **40** | 0.02048 | 1,944 | 0.00414 | 94,919 | 469,736 | 0.97492 | 3,371,746 | 35.5 |
| **45** | 0.02977 | 2,768 | 0.00604 | 92,975 | 457,956 | 0.96449 | 2,902,010 | 31.2 |
| **50** | 0.04143 | 3,737 | 0.00846 | 90,207 | 441,694 | 0.95076 | 2,444,053 | 27.1 |
| **55** | 0.05739 | 4,963 | 0.01182 | 86,470 | 419,943 | 0.93800 | 2,002,360 | 23.2 |
| **60** | 0.06689 | 5,452 | 0.01384 | 81,507 | 393,906 | 0.91448 | 1,582,417 | 19.4 |
| **65** | 0.10548 | 8,022 | 0.02227 | 76,055 | 360,220 | 0.86914 | 1,188,511 | 15.6 |
| **70** | 0.15924 | 10,833 | 0.03460 | 68,033 | 313,081 | 0.79248 | 828,292 | 12.2 |
| **75** | 0.26495 | 15,155 | 0.06108 | 57,200 | 248,110 | 0.51843 [c] | 515,210 | 9.0 |
| **80+** | 1.00000 | 42,045 | 0.15741 | 42,045 | 267,100 | - | 267,100 | 6.4 |
| **Perempuan** *Female* | | | | | | | | |
| **0** | 0.00626 | 626 | 0.00630 | 100,000 | 99,417 | 0.99329 [a] | 7,797,827 | 78.0 |
| **1** | 0.00107 | 107 | 0.00027 | 99,374 | 397,229 | 0.99886 [b] | 7,698,410 | 77.5 |
| **5** | 0.00103 | 103 | 0.00021 | 99,267 | 496,078 | 0.99889 | 7,301,181 | 73.6 |
| **10** | 0.00118 | 117 | 0.00024 | 99,164 | 495,528 | 0.99875 | 6,805,103 | 68.6 |
| **15** | 0.00132 | 131 | 0.00027 | 99,047 | 494,907 | 0.99842 | 6,309,574 | 63.7 |
| **20** | 0.00183 | 181 | 0.00037 | 98,916 | 494,127 | 0.99786 | 5,814,667 | 58.8 |
| **25** | 0.00244 | 241 | 0.00049 | 98,735 | 493,071 | 0.99655 | 5,320,541 | 53.9 |
| **30** | 0.00445 | 438 | 0.00089 | 98,493 | 491,372 | 0.99439 | 4,827,470 | 49.0 |
| **35** | 0.00677 | 664 | 0.00136 | 98,055 | 488,617 | 0.99159 | 4,336,098 | 44.2 |
| **40** | 0.01006 | 980 | 0.00202 | 97,392 | 484,508 | 0.98705 | 3,847,481 | 39.5 |
| **45** | 0.01586 | 1,529 | 0.00320 | 96,412 | 478,236 | 0.98039 | 3,362,973 | 34.9 |
| **50** | 0.02342 | 2,222 | 0.00474 | 94,883 | 468,859 | 0.97190 | 2,884,736 | 30.4 |
| **55** | 0.03289 | 3,048 | 0.00669 | 92,661 | 455,685 | 0.96207 | 2,415,877 | 26.1 |
| **60** | 0.04313 | 3,865 | 0.00882 | 89,613 | 438,402 | 0.94439 | 1,960,193 | 21.9 |
| **65** | 0.06864 | 5,886 | 0.01422 | 85,748 | 414,024 | 0.91088 | 1,521,791 | 17.7 |
| **70** | 0.11111 | 8,874 | 0.02353 | 79,862 | 377,125 | 0.84610 | 1,107,767 | 13.9 |
| **75** | 0.20203 | 14,342 | 0.04495 | 70,988 | 319,086 | 0.56328 [c] | 730,642 | 10.3 |
| **80+** | 1.00000 | 56,646 | 0.13764 | 56,646 | 411,556 | - | 411,556 | 7.3 |

**Nota:** *Notes:*

[a] **Daripada umur 0 hingga kumpulan umur 1-4**
*From age of 0 to age group 1-4*

[b] **Daripada umur 0, kumpulan umur 1-4 hingga kumpulan umur 5-9**
*From age of 0, age group 1-4 to age group 5-9*

[c] **Daripada umur 75 hingga 80+**
*From age of 75 to 80+*

[p] **Permulaan**
*Preliminary*

**Jadual 4.11.1: Jadual hayat ringkas mengikut jantina dan umur, Kuching, Sarawak, 2025[p]**
*Table 4.11.1: Abridged life table by sex and age, Kuching, Sarawak, 2025 [p]*

| **Umur** *Age* | **Kebarangkalian mati di antara umur x dan umur x+n** *Probability of dying between age x and age x+n* | **Bilangan kematian di antara umur x dan umur x+n** *Number of deaths between age x and age x+n* | **Kadar tengah mortaliti di antara umur x dan umur x+n** *Central mortality rate between age x and age x+n* | **Penakat (orang yang masih hidup) pada umur tepat x** *Survivors at exact age x* | **Bilangan orang hidup-tahun di antara umur x dan umur x+n** *Number of person-years lived between age x and age x+n* | **Nisbah ketakatan** *Survival ratio* | **Jumlah bilangan orang hidup-tahun selepas umur tepat x** *Total number of person-years lived after exact age x* | **Jangkaan hayat** *Life expectancy* |
|---|---|---|---|---|---|---|---|---|
| **x** | $_nq_x$ | $_nd_x$ | $_nm_x$ | $l_x$ | $_nL_x$ | $_nS_x$ | $T_x$ | $e_x$ |
| **Lelaki dan Perempuan** *Both sexes* | | | | | | | | |
| **0** | 0.00708 | 708 | 0.00712 | 100,000 | 99,343 | 0.99263 [a] | 7,725,237 | 77.3 |
| **1** | 0.00080 | 79 | 0.00020 | 99,292 | 396,973 | 0.99922 [b] | 7,625,894 | 76.8 |
| **5** | 0.00056 | 56 | 0.00011 | 99,213 | 495,927 | 0.99907 | 7,228,921 | 72.9 |
| **10** | 0.00129 | 128 | 0.00026 | 99,157 | 495,467 | 0.99858 | 6,732,995 | 67.9 |
| **15** | 0.00156 | 154 | 0.00031 | 99,029 | 494,761 | 0.99779 | 6,237,528 | 63.0 |
| **20** | 0.00287 | 283 | 0.00057 | 98,875 | 493,666 | 0.99685 | 5,742,767 | 58.1 |
| **25** | 0.00343 | 339 | 0.00069 | 98,592 | 492,112 | 0.99543 | 5,249,101 | 53.2 |
| **30** | 0.00571 | 561 | 0.00115 | 98,253 | 489,863 | 0.99322 | 4,756,989 | 48.4 |
| **35** | 0.00785 | 767 | 0.00158 | 97,692 | 486,542 | 0.99026 | 4,267,126 | 43.7 |
| **40** | 0.01165 | 1,129 | 0.00234 | 96,925 | 481,802 | 0.98540 | 3,780,584 | 39.0 |
| **45** | 0.01758 | 1,684 | 0.00355 | 95,796 | 474,769 | 0.97862 | 3,298,783 | 34.4 |
| **50** | 0.02524 | 2,376 | 0.00511 | 94,112 | 464,619 | 0.96866 | 2,824,014 | 30.0 |
| **55** | 0.03760 | 3,449 | 0.00766 | 91,736 | 450,056 | 0.95682 | 2,359,394 | 25.7 |
| **60** | 0.04897 | 4,323 | 0.01004 | 88,286 | 430,624 | 0.93639 | 1,909,338 | 21.6 |
| **65** | 0.07901 | 6,634 | 0.01645 | 83,963 | 403,232 | 0.90323 | 1,478,714 | 17.6 |
| **70** | 0.11605 | 8,974 | 0.02464 | 77,329 | 364,211 | 0.85140 | 1,075,483 | 13.9 |
| **75** | 0.18542 | 12,674 | 0.04087 | 68,355 | 310,089 | 0.56404 [c] | 711,271 | 10.4 |
| **80+** | 1.00000 | 55,681 | 0.13879 | 55,681 | 401,182 | - | 401,182 | 7.2 |
| **Lelaki** *Male* | | | | | | | | |
| **0** | 0.00790 | 790 | 0.00795 | 100,000 | 99,262 | 0.99182 [a] | 7,478,617 | 74.8 |
| **1** | 0.00082 | 81 | 0.00020 | 99,210 | 396,649 | 0.99907 [b] | 7,379,355 | 74.4 |
| **5** | 0.00079 | 78 | 0.00016 | 99,129 | 495,450 | 0.99864 | 6,982,706 | 70.4 |
| **10** | 0.00193 | 191 | 0.00039 | 99,051 | 494,776 | 0.99811 | 6,487,256 | 65.5 |
| **15** | 0.00185 | 182 | 0.00037 | 98,860 | 493,842 | 0.99704 | 5,992,480 | 60.6 |
| **20** | 0.00408 | 403 | 0.00082 | 98,677 | 492,379 | 0.99560 | 5,498,638 | 55.7 |
| **25** | 0.00473 | 465 | 0.00095 | 98,274 | 490,210 | 0.99374 | 5,006,259 | 50.9 |
| **30** | 0.00780 | 763 | 0.00157 | 97,810 | 487,141 | 0.99090 | 4,516,048 | 46.2 |
| **35** | 0.01041 | 1,010 | 0.00209 | 97,047 | 482,708 | 0.98673 | 4,028,907 | 41.5 |
| **40** | 0.01615 | 1,551 | 0.00326 | 96,036 | 476,304 | 0.98041 | 3,546,199 | 36.9 |
| **45** | 0.02307 | 2,180 | 0.00467 | 94,485 | 466,975 | 0.97194 | 3,069,896 | 32.5 |
| **50** | 0.03316 | 3,061 | 0.00674 | 92,305 | 453,872 | 0.95784 | 2,602,921 | 28.2 |
| **55** | 0.05146 | 4,593 | 0.01056 | 89,244 | 434,737 | 0.94446 | 2,149,049 | 24.1 |
| **60** | 0.05983 | 5,065 | 0.01234 | 84,651 | 410,592 | 0.92208 | 1,714,312 | 20.3 |
| **65** | 0.09716 | 7,733 | 0.02042 | 79,586 | 378,597 | 0.87917 | 1,303,720 | 16.4 |
| **70** | 0.14704 | 10,565 | 0.03174 | 71,853 | 332,852 | 0.81854 | 925,123 | 12.9 |
| **75** | 0.22182 | 13,595 | 0.04990 | 61,288 | 272,451 | 0.53999 [c] | 592,271 | 9.7 |
| **80+** | 1.00000 | 47,693 | 0.14912 | 47,693 | 319,820 | - | 319,820 | 6.7 |
| **Perempuan** *Female* | | | | | | | | |
| **0** | 0.00617 | 617 | 0.00621 | 100,000 | 99,425 | 0.99353 [a] | 7,993,356 | 79.9 |
| **1** | 0.00077 | 77 | 0.00019 | 99,383 | 397,340 | 0.99936 [b] | 7,893,931 | 79.4 |
| **5** | 0.00033 | 33 | 0.00007 | 99,306 | 496,448 | 0.99953 | 7,496,590 | 75.5 |
| **10** | 0.00061 | 61 | 0.00012 | 99,273 | 496,215 | 0.99907 | 7,000,142 | 70.5 |
| **15** | 0.00125 | 124 | 0.00025 | 99,213 | 495,754 | 0.99861 | 6,503,927 | 65.6 |
| **20** | 0.00152 | 151 | 0.00031 | 99,089 | 495,067 | 0.99821 | 6,008,173 | 60.6 |
| **25** | 0.00205 | 203 | 0.00041 | 98,938 | 494,181 | 0.99721 | 5,513,106 | 55.7 |
| **30** | 0.00354 | 349 | 0.00071 | 98,735 | 492,801 | 0.99559 | 5,018,924 | 50.8 |
| **35** | 0.00528 | 519 | 0.00106 | 98,386 | 490,629 | 0.99382 | 4,526,124 | 46.0 |
| **40** | 0.00708 | 693 | 0.00142 | 97,866 | 487,599 | 0.99034 | 4,035,494 | 41.2 |
| **45** | 0.01226 | 1,191 | 0.00247 | 97,173 | 482,889 | 0.98515 | 3,547,896 | 36.5 |
| **50** | 0.01747 | 1,677 | 0.00352 | 95,982 | 475,720 | 0.97908 | 3,065,006 | 31.9 |
| **55** | 0.02444 | 2,305 | 0.00495 | 94,306 | 465,766 | 0.96882 | 2,589,287 | 27.5 |
| **60** | 0.03809 | 3,505 | 0.00777 | 92,001 | 451,243 | 0.95010 | 2,123,520 | 23.1 |
| **65** | 0.06218 | 5,503 | 0.01284 | 88,496 | 428,725 | 0.92560 | 1,672,277 | 18.9 |
| **70** | 0.08743 | 7,256 | 0.01828 | 82,993 | 396,828 | 0.88166 | 1,243,552 | 15.0 |
| **75** | 0.15222 | 11,528 | 0.03295 | 75,738 | 349,868 | 0.58680 [c] | 846,724 | 11.2 |
| **80+** | 1.00000 | 64,209 | 0.12923 | 64,209 | 496,857 | - | 496,857 | 7.7 |

**Nota:** *Notes:*

[a] **Daripada umur 0 hingga kumpulan umur 1-4**
*From age of 0 to age group 1-4*

[b] **Daripada umur 0, kumpulan umur 1-4 hingga kumpulan umur 5-9**
*From age of 0, age group 1-4 to age group 5-9*

[c] **Daripada umur 75 hingga 80+**
*From age of 75 to 80+*

[p] **Permulaan**
*Preliminary*

**Jadual 4.11.2: Jadual hayat ringkas mengikut jantina dan umur, Bau, Sarawak, 2025[p]**

*Table 4.11.2: Abridged life table by sex and age, Bau, Sarawak, 2025 [p]*

| **Umur** *Age* | **Kebarangkalian mati di antara umur x dan umur x+n** *Probability of dying between age x and age x+n* | **Bilangan kematian di antara umur x dan umur x+n** *Number of deaths between age x and age x+n* | **Kadar tengah mortaliti di antara umur x dan umur x+n** *Central mortality rate between age x and age x+n* | **Penakat (orang yang masih hidup) pada umur tepat x** *Survivors at exact age x* | **Bilangan orang hidup-tahun di antara umur x dan umur x+n** *Number of person-years lived between age x and age x+n* | **Nisbah ketakatan** *Survival ratio* | **Jumlah bilangan orang hidup-tahun selepas umur tepat x** *Total number of person-years lived after exact age x* | **Jangkaan hayat** *Life expectancy* |
|---|---|---|---|---|---|---|---|---|
| **x** | $_nq_x$ | $_nd_x$ | $_nm_x$ | $l_x$ | $_nL_x$ | $_nS_x$ | $T_x$ | $e_x$ |
| **Lelaki dan Perempuan** *Both sexes* | | | | | | | | |
| **0** | 0.00933 | 933 | 0.00941 | 100,000 | 99,140 | 0.98996 [a] | 7,435,478 | 74.4 |
| **1** | 0.00174 | 172 | 0.00043 | 99,067 | 395,838 | 0.99847 [b] | 7,336,339 | 74.1 |
| **5** | 0.00101 | 100 | 0.00020 | 98,895 | 494,222 | 0.99848 | 6,940,500 | 70.2 |
| **10** | 0.00202 | 200 | 0.00041 | 98,794 | 493,472 | 0.99627 | 6,446,278 | 65.2 |
| **15** | 0.00544 | 536 | 0.00109 | 98,594 | 491,631 | 0.99450 | 5,952,806 | 60.4 |
| **20** | 0.00557 | 546 | 0.00112 | 98,058 | 488,926 | 0.99515 | 5,461,175 | 55.7 |
| **25** | 0.00413 | 403 | 0.00083 | 97,512 | 486,555 | 0.99197 | 4,972,249 | 51.0 |
| **30** | 0.01194 | 1,160 | 0.00240 | 97,110 | 482,649 | 0.98996 | 4,485,694 | 46.2 |
| **35** | 0.00812 | 779 | 0.00163 | 95,950 | 477,803 | 0.98775 | 4,003,045 | 41.7 |
| **40** | 0.01641 | 1,562 | 0.00331 | 95,171 | 471,951 | 0.97902 | 3,525,242 | 37.0 |
| **45** | 0.02563 | 2,399 | 0.00519 | 93,609 | 462,048 | 0.96841 | 3,053,291 | 32.6 |
| **50** | 0.03771 | 3,440 | 0.00769 | 91,210 | 447,451 | 0.95879 | 2,591,243 | 28.4 |
| **55** | 0.04486 | 3,937 | 0.00918 | 87,770 | 429,010 | 0.95165 | 2,143,792 | 24.4 |
| **60** | 0.05201 | 4,360 | 0.01068 | 83,833 | 408,268 | 0.92581 | 1,714,782 | 20.5 |
| **65** | 0.09759 | 7,756 | 0.02052 | 79,474 | 377,978 | 0.87422 | 1,306,514 | 16.4 |
| **70** | 0.15703 | 11,262 | 0.03408 | 71,718 | 330,434 | 0.82313 | 928,535 | 12.9 |
| **75** | 0.20041 | 12,116 | 0.04455 | 60,456 | 271,990 | 0.54524 [c] | 598,101 | 9.9 |
| **80+** | 1.00000 | 48,340 | 0.14823 | 48,340 | 326,111 | - | 326,111 | 6.7 |
| **Lelaki** *Male* | | | | | | | | |
| **0** | 0.01090 | 1,090 | 0.01101 | 100,000 | 98,991 | 0.98810 [a] | 7,114,330 | 71.1 |
| **1** | 0.00247 | 245 | 0.00062 | 98,910 | 395,058 | 0.99805 [b] | 7,015,340 | 70.9 |
| **5** | 0.00098 | 97 | 0.00020 | 98,665 | 493,085 | 0.99804 | 6,620,282 | 67.1 |
| **10** | 0.00294 | 289 | 0.00059 | 98,569 | 492,120 | 0.99491 | 6,127,196 | 62.2 |
| **15** | 0.00724 | 712 | 0.00145 | 98,279 | 489,616 | 0.99186 | 5,635,076 | 57.3 |
| **20** | 0.00905 | 883 | 0.00182 | 97,567 | 485,630 | 0.99306 | 5,145,460 | 52.7 |
| **25** | 0.00481 | 465 | 0.00096 | 96,685 | 482,262 | 0.98931 | 4,659,829 | 48.2 |
| **30** | 0.01660 | 1,597 | 0.00335 | 96,220 | 477,107 | 0.98594 | 4,177,567 | 43.4 |
| **35** | 0.01148 | 1,086 | 0.00231 | 94,623 | 470,398 | 0.98292 | 3,700,461 | 39.1 |
| **40** | 0.02275 | 2,128 | 0.00460 | 93,537 | 462,362 | 0.97359 | 3,230,063 | 34.5 |
| **45** | 0.03016 | 2,757 | 0.00612 | 91,408 | 450,149 | 0.96052 | 2,767,701 | 30.3 |
| **50** | 0.04910 | 4,353 | 0.01007 | 88,651 | 432,376 | 0.94510 | 2,317,551 | 26.1 |
| **55** | 0.06101 | 5,143 | 0.01259 | 84,299 | 408,637 | 0.93191 | 1,885,176 | 22.4 |
| **60** | 0.07562 | 5,986 | 0.01572 | 79,156 | 380,815 | 0.89679 | 1,476,538 | 18.7 |
| **65** | 0.13306 | 9,736 | 0.02851 | 73,170 | 341,509 | 0.83652 | 1,095,724 | 15.0 |
| **70** | 0.19857 | 12,596 | 0.04409 | 63,434 | 285,679 | 0.78901 | 754,214 | 11.9 |
| **75** | 0.22648 | 11,514 | 0.05108 | 50,838 | 225,404 | 0.51892 [c] | 468,535 | 9.2 |
| **80+** | 1.00000 | 39,324 | 0.16174 | 39,324 | 243,130 | - | 243,130 | 6.2 |
| **Perempuan** *Female* | | | | | | | | |
| **0** | 0.00768 | 768 | 0.00773 | 100,000 | 99,288 | 0.99198 [a] | 7,831,242 | 78.3 |
| **1** | 0.00092 | 91 | 0.00023 | 99,232 | 396,702 | 0.99890 [b] | 7,731,953 | 77.9 |
| **5** | 0.00105 | 104 | 0.00021 | 99,141 | 495,445 | 0.99895 | 7,335,251 | 74.0 |
| **10** | 0.00105 | 104 | 0.00021 | 99,037 | 494,925 | 0.99773 | 6,839,806 | 69.1 |
| **15** | 0.00348 | 345 | 0.00070 | 98,933 | 493,804 | 0.99750 | 6,344,881 | 64.1 |
| **20** | 0.00151 | 149 | 0.00030 | 98,588 | 492,571 | 0.99759 | 5,851,077 | 59.3 |
| **25** | 0.00331 | 326 | 0.00066 | 98,440 | 491,384 | 0.99487 | 5,358,506 | 54.4 |
| **30** | 0.00695 | 682 | 0.00140 | 98,114 | 488,863 | 0.99429 | 4,867,123 | 49.6 |
| **35** | 0.00446 | 435 | 0.00089 | 97,432 | 486,071 | 0.99307 | 4,378,260 | 44.9 |
| **40** | 0.00941 | 913 | 0.00189 | 96,997 | 482,702 | 0.98483 | 3,892,189 | 40.1 |
| **45** | 0.02099 | 2,017 | 0.00424 | 96,084 | 475,378 | 0.97706 | 3,409,487 | 35.5 |
| **50** | 0.02494 | 2,346 | 0.00505 | 94,067 | 464,472 | 0.97390 | 2,934,109 | 31.2 |
| **55** | 0.02730 | 2,504 | 0.00554 | 91,721 | 452,347 | 0.97275 | 2,469,637 | 26.9 |
| **60** | 0.02720 | 2,427 | 0.00552 | 89,217 | 440,020 | 0.95808 | 2,017,290 | 22.6 |
| **65** | 0.05704 | 4,951 | 0.01174 | 86,791 | 421,576 | 0.91321 | 1,577,270 | 18.2 |
| **70** | 0.11834 | 9,685 | 0.02516 | 81,840 | 384,986 | 0.85430 | 1,155,694 | 14.1 |
| **75** | 0.17673 | 12,752 | 0.03877 | 72,155 | 328,893 | 0.57326 [c] | 770,708 | 10.7 |
| **80+** | 1.00000 | 59,402 | 0.13445 | 59,402 | 441,815 | - | 441,815 | 7.4 |

**Nota:** *Notes:*

[a] **Daripada umur 0 hingga kumpulan umur 1-4**
*From age of 0 to age group 1-4*

[b] **Daripada umur 0, kumpulan umur 1-4 hingga kumpulan umur 5-9**
*From age of 0, age group 1-4 to age group 5-9*

[c] **Daripada umur 75 hingga 80+**
*From age of 75 to 80+*

[p] **Permulaan**
*Preliminary*

**Jadual 4.11.3: Jadual hayat ringkas mengikut jantina dan umur, Lundu, Sarawak, 2025[p]**
*Table 4.11.3: Abridged life table by sex and age, Lundu, Sarawak, 2025 [p]*

| **Umur** *Age* | **Kebarangkalian mati di antara umur x dan umur x+n** *Probability of dying between age x and age x+n* | **Bilangan kematian di antara umur x dan umur x+n** *Number of deaths between age x and age x+n* | **Kadar tengah mortaliti di antara umur x dan umur x+n** *Central mortality rate between age x and age x+n* | **Penakat (orang yang masih hidup) pada umur tepat x** *Survivors at exact age x* | **Bilangan orang hidup-tahun di antara umur x dan umur x+n** *Number of person-years lived between age x and age x+n* | **Nisbah ketakatan** *Survival ratio* | **Jumlah bilangan orang hidup-tahun selepas umur tepat x** *Total number of person-years lived after exact age x* | **Jangkaan hayat** *Life expectancy* |
|---|---|---|---|---|---|---|---|---|
| **x** | $_nq_x$ | $_nd_x$ | $_nm_x$ | $l_x$ | $_nL_x$ | $_nS_x$ | $T_x$ | $e_x$ |
| **Lelaki dan Perempuan** *Both sexes* | | | | | | | | |
| **0** | 0.00620 | 620 | 0.00624 | 100,000 | 99,422 | 0.99327 [a] | 7,460,853 | 74.6 |
| **1** | 0.00123 | 122 | 0.00031 | 99,380 | 397,215 | 0.99821 [b] | 7,361,431 | 74.1 |
| **5** | 0.00218 | 217 | 0.00044 | 99,257 | 495,746 | 0.99759 | 6,964,216 | 70.2 |
| **10** | 0.00263 | 261 | 0.00053 | 99,041 | 494,552 | 0.99699 | 6,468,470 | 65.3 |
| **15** | 0.00339 | 334 | 0.00068 | 98,780 | 493,063 | 0.99581 | 5,973,919 | 60.5 |
| **20** | 0.00500 | 492 | 0.00100 | 98,445 | 490,997 | 0.99244 | 5,480,855 | 55.7 |
| **25** | 0.01014 | 993 | 0.00204 | 97,953 | 487,285 | 0.98960 | 4,989,858 | 50.9 |
| **30** | 0.01066 | 1,034 | 0.00214 | 96,960 | 482,217 | 0.98868 | 4,502,573 | 46.4 |
| **35** | 0.01198 | 1,149 | 0.00241 | 95,927 | 476,759 | 0.98489 | 4,020,356 | 41.9 |
| **40** | 0.01827 | 1,732 | 0.00369 | 94,777 | 469,557 | 0.97727 | 3,543,596 | 37.4 |
| **45** | 0.02727 | 2,537 | 0.00553 | 93,045 | 458,885 | 0.97318 | 3,074,040 | 33.0 |
| **50** | 0.02636 | 2,386 | 0.00534 | 90,508 | 446,577 | 0.96463 | 2,615,155 | 28.9 |
| **55** | 0.04461 | 3,931 | 0.00913 | 88,122 | 430,783 | 0.95188 | 2,168,579 | 24.6 |
| **60** | 0.05180 | 4,361 | 0.01064 | 84,191 | 410,052 | 0.93743 | 1,737,795 | 20.6 |
| **65** | 0.07392 | 5,901 | 0.01535 | 79,830 | 384,396 | 0.90225 | 1,327,743 | 16.6 |
| **70** | 0.12349 | 9,130 | 0.02632 | 73,929 | 346,820 | 0.80820 | 943,347 | 12.8 |
| **75** | 0.26973 | 17,478 | 0.06235 | 64,799 | 280,300 | 0.53011 [c] | 596,527 | 9.2 |
| **80+** | 1.00000 | 47,321 | 0.14964 | 47,321 | 316,226 | - | 316,226 | 6.7 |
| **Lelaki** *Male* | | | | | | | | |
| **0** | 0.00536 | 536 | 0.00539 | 100,000 | 99,495 | 0.99415 [a] | 7,244,451 | 72.4 |
| **1** | 0.00117 | 116 | 0.00029 | 99,464 | 397,580 | 0.99862 [b] | 7,144,956 | 71.8 |
| **5** | 0.00140 | 140 | 0.00028 | 99,348 | 496,389 | 0.99742 | 6,747,376 | 67.9 |
| **10** | 0.00375 | 372 | 0.00075 | 99,208 | 495,109 | 0.99652 | 6,250,987 | 63.0 |
| **15** | 0.00320 | 316 | 0.00064 | 98,836 | 493,388 | 0.99494 | 5,755,877 | 58.2 |
| **20** | 0.00692 | 682 | 0.00139 | 98,519 | 490,893 | 0.98944 | 5,262,489 | 53.4 |
| **25** | 0.01422 | 1,391 | 0.00286 | 97,838 | 485,711 | 0.98638 | 4,771,596 | 48.8 |
| **30** | 0.01301 | 1,255 | 0.00262 | 96,447 | 479,095 | 0.98770 | 4,285,886 | 44.4 |
| **35** | 0.01157 | 1,101 | 0.00233 | 95,192 | 473,204 | 0.98167 | 3,806,790 | 40.0 |
| **40** | 0.02517 | 2,368 | 0.00510 | 94,090 | 464,530 | 0.97239 | 3,333,586 | 35.4 |
| **45** | 0.03012 | 2,763 | 0.00612 | 91,722 | 451,703 | 0.96739 | 2,869,056 | 31.3 |
| **50** | 0.03518 | 3,130 | 0.00716 | 88,959 | 436,973 | 0.95524 | 2,417,352 | 27.2 |
| **55** | 0.05468 | 4,693 | 0.01124 | 85,830 | 417,416 | 0.93582 | 1,980,379 | 23.1 |
| **60** | 0.07423 | 6,023 | 0.01542 | 81,137 | 390,626 | 0.91794 | 1,562,964 | 19.3 |
| **65** | 0.09052 | 6,799 | 0.01896 | 75,114 | 358,570 | 0.87541 | 1,172,338 | 15.6 |
| **70** | 0.16206 | 11,071 | 0.03527 | 68,314 | 313,895 | 0.77998 | 813,768 | 11.9 |
| **75** | 0.28919 | 16,554 | 0.06762 | 57,243 | 244,831 | 0.51021 [c] | 499,873 | 8.7 |
| **80+** | 1.00000 | 40,689 | 0.15954 | 40,689 | 255,042 | - | 255,042 | 6.3 |
| **Perempuan** *Female* | | | | | | | | |
| **0** | 0.00710 | 710 | 0.00714 | 100,000 | 99,341 | 0.99236 [a] | 7,724,077 | 77.2 |
| **1** | 0.00129 | 128 | 0.00032 | 99,290 | 396,842 | 0.99774 [b] | 7,624,736 | 76.8 |
| **5** | 0.00302 | 299 | 0.00060 | 99,162 | 495,060 | 0.99779 | 7,227,895 | 72.9 |
| **10** | 0.00139 | 138 | 0.00028 | 98,862 | 493,968 | 0.99751 | 6,732,834 | 68.1 |
| **15** | 0.00359 | 355 | 0.00072 | 98,725 | 492,737 | 0.99694 | 6,238,866 | 63.2 |
| **20** | 0.00253 | 249 | 0.00051 | 98,370 | 491,227 | 0.99648 | 5,746,129 | 58.4 |
| **25** | 0.00452 | 443 | 0.00091 | 98,121 | 489,496 | 0.99402 | 5,254,902 | 53.6 |
| **30** | 0.00744 | 727 | 0.00149 | 97,677 | 486,570 | 0.99002 | 4,765,407 | 48.8 |
| **35** | 0.01254 | 1,215 | 0.00252 | 96,951 | 481,716 | 0.98871 | 4,278,836 | 44.1 |
| **40** | 0.01003 | 960 | 0.00202 | 95,735 | 476,277 | 0.98301 | 3,797,120 | 39.7 |
| **45** | 0.02401 | 2,276 | 0.00486 | 94,775 | 468,186 | 0.97972 | 3,320,844 | 35.0 |
| **50** | 0.01646 | 1,523 | 0.00332 | 92,499 | 458,689 | 0.97506 | 2,852,657 | 30.8 |
| **55** | 0.03355 | 3,052 | 0.00682 | 90,976 | 447,251 | 0.96836 | 2,393,968 | 26.3 |
| **60** | 0.02966 | 2,608 | 0.00602 | 87,924 | 433,100 | 0.95648 | 1,946,717 | 22.1 |
| **65** | 0.05780 | 4,932 | 0.01190 | 85,316 | 414,251 | 0.92800 | 1,513,616 | 17.7 |
| **70** | 0.08706 | 6,998 | 0.01820 | 80,384 | 384,426 | 0.83494 | 1,099,365 | 13.7 |
| **75** | 0.25050 | 18,383 | 0.05727 | 73,386 | 320,972 | 0.55105 [c] | 714,939 | 9.7 |
| **80+** | 1.00000 | 55,003 | 0.13961 | 55,003 | 393,967 | - | 393,967 | 7.2 |

**Nota:** *Notes:*
[a] **Daripada umur 0 hingga kumpulan umur 1-4**
*From age of 0 to age group 1-4*
[b] **Daripada umur 0, kumpulan umur 1-4 hingga kumpulan umur 5-9**
*From age of 0, age group 1-4 to age group 5-9*
[c] **Daripada umur 75 hingga 80+**
*From age of 75 to 80+*
[p] **Permulaan**
*Preliminary*

**Jadual 4.11.4: Jadual hayat ringkas mengikut jantina dan umur, Samarahan, Sarawak, 2025[p]**

*Table 4.11.4: Abridged life table by sex and age, Samarahan, Sarawak, 2025 [p]*

| **Umur** *Age* | **Kebarangkalian mati di antara umur x dan umur x+n** *Probability of dying between age x and age x+n* | **Bilangan kematian di antara umur x dan umur x+n** *Number of deaths between age x and age x+n* | **Kadar tengah mortaliti di antara umur x dan umur x+n** *Central mortality rate between age x and age x+n* | **Penakat (orang yang masih hidup) pada umur tepat x** *Survivors at exact age x* | **Bilangan orang hidup-tahun di antara umur x dan umur x+n** *Number of person-years lived between age x and age x+n* | **Nisbah ketakatan** *Survival ratio* | **Jumlah bilangan orang hidup-tahun selepas umur tepat x** *Total number of person-years lived after exact age x* | **Jangkaan hayat** *Life expectancy* |
|---|---|---|---|---|---|---|---|---|
| **x** | $_nq_x$ | $_nd_x$ | $_nm_x$ | $l_x$ | $_nL_x$ | $_nS_x$ | $T_x$ | $e_x$ |
| **Lelaki dan Perempuan** *Both sexes* | | | | | | | | |
| **0** | 0.00665 | 665 | 0.00669 | 100,000 | 99,382 | 0.99241 [a] | 8,062,475 | 80.6 |
| **1** | 0.00209 | 208 | 0.00052 | 99,335 | 396,823 | 0.99877 [b] | 7,963,094 | 80.2 |
| **5** | 0.00017 | 17 | 0.00003 | 99,127 | 495,593 | 0.99955 | 7,566,270 | 76.3 |
| **10** | 0.00072 | 71 | 0.00014 | 99,110 | 495,371 | 0.99847 | 7,070,677 | 71.3 |
| **15** | 0.00233 | 231 | 0.00047 | 99,039 | 494,615 | 0.99793 | 6,575,306 | 66.4 |
| **20** | 0.00180 | 178 | 0.00036 | 98,807 | 493,593 | 0.99860 | 6,080,690 | 61.5 |
| **25** | 0.00101 | 99 | 0.00020 | 98,630 | 492,900 | 0.99713 | 5,587,098 | 56.6 |
| **30** | 0.00474 | 467 | 0.00095 | 98,530 | 491,484 | 0.99531 | 5,094,198 | 51.7 |
| **35** | 0.00464 | 455 | 0.00093 | 98,063 | 489,177 | 0.99466 | 4,602,714 | 46.9 |
| **40** | 0.00605 | 591 | 0.00121 | 97,608 | 486,563 | 0.98994 | 4,113,537 | 42.1 |
| **45** | 0.01409 | 1,367 | 0.00284 | 97,017 | 481,668 | 0.98461 | 3,626,974 | 37.4 |
| **50** | 0.01670 | 1,598 | 0.00337 | 95,650 | 474,256 | 0.98136 | 3,145,305 | 32.9 |
| **55** | 0.02060 | 1,937 | 0.00416 | 94,052 | 465,418 | 0.97306 | 2,671,049 | 28.4 |
| **60** | 0.03342 | 3,079 | 0.00680 | 92,115 | 452,878 | 0.96163 | 2,205,631 | 23.9 |
| **65** | 0.04350 | 3,873 | 0.00889 | 89,036 | 435,499 | 0.94142 | 1,752,753 | 19.7 |
| **70** | 0.07436 | 6,333 | 0.01545 | 85,163 | 409,985 | 0.89447 | 1,317,254 | 15.5 |
| **75** | 0.13921 | 10,974 | 0.02993 | 78,831 | 366,719 | 0.59580 [c] | 907,268 | 11.5 |
| **80+** | 1.00000 | 67,857 | 0.12553 | 67,857 | 540,549 | - | 540,549 | 8.0 |
| **Lelaki** *Male* | | | | | | | | |
| **0** | 0.00651 | 651 | 0.00655 | 100,000 | 99,389 | 0.99229 [a] | 7,929,107 | 79.3 |
| **1** | 0.00273 | 271 | 0.00068 | 99,349 | 396,755 | 0.99848 [b] | 7,829,717 | 78.8 |
| **5** | 0.00000 | - | 0.00000 | 99,078 | 495,390 | 0.99947 | 7,432,962 | 75.0 |
| **10** | 0.00105 | 105 | 0.00021 | 99,078 | 495,129 | 0.99739 | 6,937,572 | 70.0 |
| **15** | 0.00417 | 413 | 0.00084 | 98,973 | 493,835 | 0.99655 | 6,442,443 | 65.1 |
| **20** | 0.00272 | 268 | 0.00055 | 98,560 | 492,131 | 0.99772 | 5,948,609 | 60.4 |
| **25** | 0.00184 | 181 | 0.00037 | 98,292 | 491,008 | 0.99628 | 5,456,477 | 55.5 |
| **30** | 0.00561 | 550 | 0.00112 | 98,111 | 489,180 | 0.99421 | 4,965,470 | 50.6 |
| **35** | 0.00598 | 583 | 0.00120 | 97,561 | 486,346 | 0.99415 | 4,476,290 | 45.9 |
| **40** | 0.00571 | 554 | 0.00115 | 96,978 | 483,503 | 0.98942 | 3,989,944 | 41.1 |
| **45** | 0.01548 | 1,493 | 0.00312 | 96,424 | 478,387 | 0.98200 | 3,506,440 | 36.4 |
| **50** | 0.02055 | 1,951 | 0.00415 | 94,931 | 469,776 | 0.97881 | 3,028,054 | 31.9 |
| **55** | 0.02185 | 2,031 | 0.00442 | 92,980 | 459,820 | 0.97072 | 2,558,277 | 27.5 |
| **60** | 0.03687 | 3,354 | 0.00751 | 90,948 | 446,358 | 0.95657 | 2,098,457 | 23.1 |
| **65** | 0.05023 | 4,400 | 0.01030 | 87,595 | 426,975 | 0.93664 | 1,652,099 | 18.9 |
| **70** | 0.07719 | 6,422 | 0.01606 | 83,195 | 399,921 | 0.87066 | 1,225,125 | 14.7 |
| **75** | 0.18585 | 14,269 | 0.04098 | 76,773 | 348,195 | 0.57805 [c] | 825,204 | 10.7 |
| **80+** | 1.00000 | 62,505 | 0.13103 | 62,505 | 477,009 | - | 477,009 | 7.6 |
| **Perempuan** *Female* | | | | | | | | |
| **0** | 0.00681 | 681 | 0.00686 | 100,000 | 99,367 | 0.99258 [a] | 8,195,794 | 82.0 |
| **1** | 0.00142 | 141 | 0.00036 | 99,319 | 396,923 | 0.99901 [b] | 8,096,427 | 81.5 |
| **5** | 0.00036 | 36 | 0.00007 | 99,177 | 495,798 | 0.99964 | 7,699,504 | 77.6 |
| **10** | 0.00037 | 36 | 0.00007 | 99,142 | 495,618 | 0.99964 | 7,203,706 | 72.7 |
| **15** | 0.00035 | 34 | 0.00007 | 99,105 | 495,441 | 0.99931 | 6,708,088 | 67.7 |
| **20** | 0.00103 | 102 | 0.00021 | 99,071 | 495,100 | 0.99930 | 6,212,647 | 62.7 |
| **25** | 0.00038 | 37 | 0.00008 | 98,969 | 494,751 | 0.99789 | 5,717,547 | 57.8 |
| **30** | 0.00385 | 381 | 0.00077 | 98,931 | 493,704 | 0.99639 | 5,222,797 | 52.8 |
| **35** | 0.00336 | 331 | 0.00067 | 98,550 | 491,923 | 0.99514 | 4,729,092 | 48.0 |
| **40** | 0.00637 | 626 | 0.00128 | 98,219 | 489,530 | 0.99046 | 4,237,169 | 43.1 |
| **45** | 0.01273 | 1,243 | 0.00256 | 97,593 | 484,860 | 0.98729 | 3,747,639 | 38.4 |
| **50** | 0.01268 | 1,222 | 0.00255 | 96,351 | 478,698 | 0.98402 | 3,262,779 | 33.9 |
| **55** | 0.01933 | 1,838 | 0.00390 | 95,129 | 471,047 | 0.97548 | 2,784,081 | 29.3 |
| **60** | 0.02982 | 2,782 | 0.00605 | 93,290 | 459,495 | 0.96675 | 2,313,034 | 24.8 |
| **65** | 0.03679 | 3,330 | 0.00750 | 90,508 | 444,216 | 0.94614 | 1,853,539 | 20.5 |
| **70** | 0.07158 | 6,240 | 0.01485 | 87,178 | 420,292 | 0.91535 | 1,409,323 | 16.2 |
| **75** | 0.09872 | 7,991 | 0.02077 | 80,938 | 384,715 | 0.61102 [c] | 989,031 | 12.2 |
| **80+** | 1.00000 | 72,948 | 0.12071 | 72,948 | 604,316 | - | 604,316 | 8.3 |

**Nota:** *Notes:*

[a] **Daripada umur 0 hingga kumpulan umur 1-4**
*From age of 0 to age group 1-4*

[b] **Daripada umur 0, kumpulan umur 1-4 hingga kumpulan umur 5-9**
*From age of 0, age group 1-4 to age group 5-9*

[c] **Daripada umur 75 hingga 80+**
*From age of 75 to 80+*

[p] **Permulaan**
*Preliminary*

**Jadual 4.11.5: Jadual hayat ringkas mengikut jantina dan umur, Serian, Sarawak, 2025[P]**
*Table 4.11.5: Abridged life table by sex and age, Serian, Sarawak, 2025 [P]*

| **Umur** *Age* | **Kebarangkalian mati di antara umur x dan umur x+n** *Probability of dying between age x and age x+n* | **Bilangan kematian di antara umur x dan umur x+n** *Number of deaths between age x and age x+n* | **Kadar tengah mortaliti di antara umur x dan umur x+n** *Central mortality rate between age x and age x+n* | **Penakat (orang yang masih hidup) pada umur tepat x** *Survivors at exact age x* | **Bilangan orang hidup-tahun di antara umur x dan umur x+n** *Number of person-years lived between age x and age x+n* | **Nisbah ketakatan** *Survival ratio* | **Jumlah bilangan orang hidup-tahun selepas umur tepat x** *Total number of person-years lived after exact age x* | **Jangkaan hayat** *Life expectancy* |
|---|---|---|---|---|---|---|---|---|
| **x** | $_nq_x$ | $_nd_x$ | $_nm_x$ | $l_x$ | $_nL_x$ | $_nS_x$ | $T_x$ | $e_x$ |
| **Lelaki dan Perempuan** *Both sexes* | | | | | | | | |
| **0** | 0.00740 | 740 | 0.00745 | 100,000 | 99,314 | 0.99254 [a] | 7,097,524 | 71.0 |
| **1** | 0.00034 | 34 | 0.00009 | 99,260 | 396,957 | 0.99972 [b] | 6,998,210 | 70.5 |
| **5** | 0.00000 | - | 0.00000 | 99,227 | 496,133 | 0.99844 | 6,601,252 | 66.5 |
| **10** | 0.00313 | 310 | 0.00063 | 99,227 | 495,357 | 0.99600 | 6,105,120 | 61.5 |
| **15** | 0.00488 | 483 | 0.00098 | 98,916 | 493,374 | 0.99354 | 5,609,763 | 56.7 |
| **20** | 0.00805 | 793 | 0.00162 | 98,433 | 490,184 | 0.99261 | 5,116,390 | 52.0 |
| **25** | 0.00672 | 656 | 0.00135 | 97,640 | 486,561 | 0.98671 | 4,626,205 | 47.4 |
| **30** | 0.01989 | 1,929 | 0.00402 | 96,984 | 480,097 | 0.97741 | 4,139,644 | 42.7 |
| **35** | 0.02535 | 2,410 | 0.00514 | 95,055 | 469,250 | 0.97193 | 3,659,547 | 38.5 |
| **40** | 0.03087 | 2,860 | 0.00627 | 92,645 | 456,077 | 0.96281 | 3,190,297 | 34.4 |
| **45** | 0.04372 | 3,925 | 0.00894 | 89,786 | 439,116 | 0.95466 | 2,734,219 | 30.5 |
| **50** | 0.04703 | 4,038 | 0.00963 | 85,861 | 419,207 | 0.94717 | 2,295,104 | 26.7 |
| **55** | 0.05892 | 4,821 | 0.01214 | 81,822 | 397,059 | 0.93717 | 1,875,896 | 22.9 |
| **60** | 0.06700 | 5,159 | 0.01386 | 77,001 | 372,110 | 0.92008 | 1,478,837 | 19.2 |
| **65** | 0.09377 | 6,737 | 0.01968 | 71,843 | 342,371 | 0.88065 | 1,106,727 | 15.4 |
| **70** | 0.14756 | 9,607 | 0.03186 | 65,106 | 301,510 | 0.77321 | 764,356 | 11.7 |
| **75** | 0.31974 | 17,745 | 0.07612 | 55,498 | 233,130 | 0.49631 [c] | 462,845 | 8.3 |
| **80+** | 1.00000 | 37,754 | 0.16435 | 37,754 | 229,715 | - | 229,715 | 6.1 |
| **Lelaki** *Male* | | | | | | | | |
| **0** | 0.00750 | 750 | 0.00755 | 100,000 | 99,298 | 0.99260 [a] | 6,750,958 | 67.5 |
| **1** | 0.00000 | - | 0.00000 | 99,250 | 397,000 | 0.99990 [b] | 6,651,660 | 67.0 |
| **5** | 0.00000 | - | 0.00000 | 99,250 | 496,250 | 0.99869 | 6,254,661 | 63.0 |
| **10** | 0.00263 | 261 | 0.00053 | 99,250 | 495,598 | 0.99440 | 5,758,411 | 58.0 |
| **15** | 0.00859 | 850 | 0.00173 | 98,989 | 492,821 | 0.98874 | 5,262,813 | 53.2 |
| **20** | 0.01395 | 1,369 | 0.00281 | 98,139 | 487,273 | 0.98867 | 4,769,992 | 48.6 |
| **25** | 0.00868 | 840 | 0.00174 | 96,770 | 481,751 | 0.98048 | 4,282,720 | 44.3 |
| **30** | 0.03046 | 2,922 | 0.00619 | 95,930 | 472,347 | 0.96827 | 3,800,969 | 39.6 |
| **35** | 0.03304 | 3,073 | 0.00672 | 93,008 | 457,361 | 0.95883 | 3,328,622 | 35.8 |
| **40** | 0.04958 | 4,459 | 0.01017 | 89,936 | 438,531 | 0.95190 | 2,871,261 | 31.9 |
| **45** | 0.04654 | 3,978 | 0.00953 | 85,476 | 417,437 | 0.94532 | 2,432,730 | 28.5 |
| **50** | 0.06322 | 5,152 | 0.01306 | 81,498 | 394,611 | 0.93136 | 2,015,293 | 24.7 |
| **55** | 0.07443 | 5,682 | 0.01546 | 76,346 | 367,525 | 0.91827 | 1,620,682 | 21.2 |
| **60** | 0.08962 | 6,333 | 0.01877 | 70,664 | 337,486 | 0.89717 | 1,253,157 | 17.7 |
| **65** | 0.11733 | 7,548 | 0.02493 | 64,331 | 302,784 | 0.85648 | 915,671 | 14.2 |
| **70** | 0.17320 | 9,835 | 0.03792 | 56,783 | 259,327 | 0.73520 | 612,887 | 10.8 |
| **75** | 0.37560 | 17,634 | 0.09249 | 46,948 | 190,656 | 0.46075 [c] | 353,560 | 7.5 |
| **80+** | 1.00000 | 29,314 | 0.17995 | 29,314 | 162,904 | - | 162,904 | 5.6 |
| **Perempuan** *Female* | | | | | | | | |
| **0** | 0.00728 | 728 | 0.00733 | 100,000 | 99,324 | 0.99247 [a] | 7,514,989 | 75.1 |
| **1** | 0.00071 | 71 | 0.00018 | 99,272 | 396,910 | 0.99954 [b] | 7,415,665 | 74.7 |
| **5** | 0.00000 | - | 0.00000 | 99,201 | 496,004 | 0.99817 | 7,018,755 | 70.8 |
| **10** | 0.00365 | 362 | 0.00073 | 99,201 | 495,098 | 0.99778 | 6,522,751 | 65.8 |
| **15** | 0.00079 | 78 | 0.00016 | 98,838 | 493,997 | 0.99886 | 6,027,653 | 61.0 |
| **20** | 0.00148 | 146 | 0.00030 | 98,760 | 493,436 | 0.99701 | 5,533,656 | 56.0 |
| **25** | 0.00449 | 443 | 0.00090 | 98,614 | 491,963 | 0.99359 | 5,040,219 | 51.1 |
| **30** | 0.00833 | 818 | 0.00167 | 98,171 | 488,810 | 0.98743 | 4,548,257 | 46.3 |
| **35** | 0.01685 | 1,641 | 0.00340 | 97,353 | 482,663 | 0.98587 | 4,059,447 | 41.7 |
| **40** | 0.01136 | 1,088 | 0.00229 | 95,712 | 475,842 | 0.97393 | 3,576,784 | 37.4 |
| **45** | 0.04094 | 3,874 | 0.00836 | 94,625 | 463,439 | 0.96373 | 3,100,942 | 32.8 |
| **50** | 0.03141 | 2,850 | 0.00638 | 90,751 | 446,629 | 0.96280 | 2,637,503 | 29.1 |
| **55** | 0.04317 | 3,795 | 0.00883 | 87,901 | 430,015 | 0.95675 | 2,190,874 | 24.9 |
| **60** | 0.04333 | 3,645 | 0.00886 | 84,106 | 411,416 | 0.94378 | 1,760,859 | 20.9 |
| **65** | 0.06969 | 5,607 | 0.01444 | 80,461 | 388,286 | 0.90529 | 1,349,443 | 16.8 |
| **70** | 0.12159 | 9,102 | 0.02589 | 74,854 | 351,514 | 0.81045 | 961,156 | 12.8 |
| **75** | 0.26692 | 17,551 | 0.06161 | 65,752 | 284,883 | 0.53271 [c] | 609,643 | 9.3 |
| **80+** | 1.00000 | 48,201 | 0.14842 | 48,201 | 324,760 | - | 324,760 | 6.7 |

**Nota:** *Notes:*
[a] **Daripada umur 0 hingga kumpulan umur 1-4**
*From age of 0 to age group 1-4*
[b] **Daripada umur 0, kumpulan umur 1-4 hingga kumpulan umur 5-9**
*From age of 0, age group 1-4 to age group 5-9*
[c] **Daripada umur 75 hingga 80+**
*From age of 75 to 80+*
[P] **Permulaan**
*Preliminary*

**Jadual 4.11.6: Jadual hayat ringkas mengikut jantina dan umur, Simunjan, Sarawak, 2025[p]**

*Table 4.11.6: Abridged life table by sex and age, Simunjan, Sarawak, 2025[p]*

| **Umur** *Age* | **Kebarangkalian mati di antara umur x dan umur x+n** *Probability of dying between age x and age x+n* | **Bilangan kematian di antara umur x dan umur x+n** *Number of deaths between age x and age x+n* | **Kadar tengah mortaliti di antara umur x dan umur x+n** *Central mortality rate between age x and age x+n* | **Penakat (orang yang masih hidup) pada umur tepat x** *Survivors at exact age x* | **Bilangan orang hidup-tahun di antara umur x dan umur x+n** *Number of person-years lived between age x and age x+n* | **Nisbah ketakatan** *Survival ratio* | **Jumlah bilangan orang hidup-tahun selepas umur tepat x** *Total number of person-years lived after exact age x* | **Jangkaan hayat** *Life expectancy* |
|---|---|---|---|---|---|---|---|---|
| **x** | $_nq_x$ | $_nd_x$ | $_nm_x$ | $l_x$ | $_nL_x$ | $_nS_x$ | $T_x$ | $e_x$ |
| **Lelaki dan Perempuan** *Both sexes* | | | | | | | | |
| **0** | 0.00671 | 671 | 0.00675 | 100,000 | 99,376 | 0.99107 [a] | 7,256,880 | 72.6 |
| **1** | 0.00468 | 465 | 0.00117 | 99,329 | 396,158 | 0.99538 [b] | 7,157,504 | 72.1 |
| **5** | 0.00434 | 429 | 0.00087 | 98,864 | 493,245 | 0.99782 | 6,761,345 | 68.4 |
| **10** | 0.00000 | - | 0.00000 | 98,434 | 492,172 | 0.99831 | 6,268,100 | 63.7 |
| **15** | 0.00338 | 333 | 0.00068 | 98,434 | 491,340 | 0.99661 | 5,775,929 | 58.7 |
| **20** | 0.00341 | 334 | 0.00068 | 98,102 | 489,673 | 0.99514 | 5,284,588 | 53.9 |
| **25** | 0.00632 | 618 | 0.00127 | 97,767 | 487,293 | 0.98706 | 4,794,916 | 49.0 |
| **30** | 0.01960 | 1,904 | 0.00396 | 97,150 | 480,989 | 0.97985 | 4,307,623 | 44.3 |
| **35** | 0.02072 | 1,974 | 0.00419 | 95,246 | 471,296 | 0.97445 | 3,826,634 | 40.2 |
| **40** | 0.03048 | 2,843 | 0.00619 | 93,272 | 459,255 | 0.96393 | 3,355,337 | 36.0 |
| **45** | 0.04184 | 3,784 | 0.00855 | 90,429 | 442,688 | 0.95335 | 2,896,083 | 32.0 |
| **50** | 0.05166 | 4,476 | 0.01061 | 86,646 | 422,039 | 0.94169 | 2,453,395 | 28.3 |
| **55** | 0.06533 | 5,368 | 0.01351 | 82,170 | 397,427 | 0.94351 | 2,031,356 | 24.7 |
| **60** | 0.04704 | 3,612 | 0.00963 | 76,801 | 374,975 | 0.94625 | 1,633,929 | 21.3 |
| **65** | 0.06079 | 4,449 | 0.01254 | 73,189 | 354,821 | 0.90760 | 1,258,953 | 17.2 |
| **70** | 0.12605 | 8,665 | 0.02691 | 68,740 | 322,037 | 0.83205 | 904,132 | 13.2 |
| **75** | 0.21590 | 12,970 | 0.04840 | 60,075 | 267,950 | 0.53968 [c] | 582,095 | 9.7 |
| **80+** | 1.00000 | 47,105 | 0.14995 | 47,105 | 314,146 | - | 314,146 | 6.7 |
| **Lelaki** *Male* | | | | | | | | |
| **0** | 0.00545 | 545 | 0.00548 | 100,000 | 99,487 | 0.99025 [a] | 7,036,315 | 70.4 |
| **1** | 0.00928 | 923 | 0.00233 | 99,455 | 395,639 | 0.99502 [b] | 6,936,828 | 69.7 |
| **5** | 0.00000 | - | 0.00000 | 98,532 | 492,660 | 1.00000 | 6,541,189 | 66.4 |
| **10** | 0.00000 | - | 0.00000 | 98,532 | 492,660 | 0.99837 | 6,048,529 | 61.4 |
| **15** | 0.00326 | 321 | 0.00065 | 98,532 | 491,858 | 0.99675 | 5,555,869 | 56.4 |
| **20** | 0.00325 | 319 | 0.00065 | 98,211 | 490,258 | 0.99637 | 5,064,011 | 51.6 |
| **25** | 0.00402 | 393 | 0.00081 | 97,892 | 488,477 | 0.98389 | 4,573,753 | 46.7 |
| **30** | 0.02826 | 2,755 | 0.00573 | 97,499 | 480,605 | 0.97244 | 4,085,276 | 41.9 |
| **35** | 0.02683 | 2,542 | 0.00544 | 94,743 | 467,362 | 0.96329 | 3,604,671 | 38.0 |
| **40** | 0.04687 | 4,321 | 0.00960 | 92,201 | 450,204 | 0.94654 | 3,137,309 | 34.0 |
| **45** | 0.06038 | 5,306 | 0.01245 | 87,880 | 426,135 | 0.93986 | 2,687,106 | 30.6 |
| **50** | 0.05988 | 4,945 | 0.01235 | 82,574 | 400,508 | 0.92862 | 2,260,971 | 27.4 |
| **55** | 0.08361 | 6,491 | 0.01745 | 77,629 | 371,919 | 0.93295 | 1,860,463 | 24.0 |
| **60** | 0.04897 | 3,484 | 0.01004 | 71,139 | 346,983 | 0.94808 | 1,488,544 | 20.9 |
| **65** | 0.05503 | 3,723 | 0.01132 | 67,655 | 328,967 | 0.90119 | 1,141,561 | 16.9 |
| **70** | 0.14514 | 9,279 | 0.03130 | 63,932 | 296,462 | 0.82076 | 812,594 | 12.7 |
| **75** | 0.21912 | 11,976 | 0.04922 | 54,653 | 243,325 | 0.52856 [c] | 516,132 | 9.4 |
| **80+** | 1.00000 | 42,677 | 0.15644 | 42,677 | 272,807 | - | 272,807 | 6.4 |
| **Perempuan** *Female* | | | | | | | | |
| **0** | 0.00873 | 873 | 0.00880 | 100,000 | 99,193 | 0.99140 [a] | 7,517,115 | 75.2 |
| **1** | 0.00000 | - | 0.00000 | 99,127 | 396,507 | 0.99531 [b] | 7,417,922 | 74.8 |
| **5** | 0.00912 | 904 | 0.00183 | 99,127 | 493,374 | 0.99542 | 7,021,416 | 70.8 |
| **10** | 0.00000 | - | 0.00000 | 98,223 | 491,115 | 0.99824 | 6,528,041 | 66.5 |
| **15** | 0.00351 | 345 | 0.00070 | 98,223 | 490,253 | 0.99645 | 6,036,926 | 61.5 |
| **20** | 0.00359 | 351 | 0.00072 | 97,878 | 488,514 | 0.99379 | 5,546,673 | 56.7 |
| **25** | 0.00885 | 863 | 0.00178 | 97,527 | 485,479 | 0.99085 | 5,058,159 | 51.9 |
| **30** | 0.00945 | 914 | 0.00190 | 96,664 | 481,037 | 0.98852 | 4,572,680 | 47.3 |
| **35** | 0.01353 | 1,296 | 0.00272 | 95,751 | 475,514 | 0.98801 | 4,091,643 | 42.7 |
| **40** | 0.01043 | 985 | 0.00210 | 94,455 | 469,812 | 0.98434 | 3,616,129 | 38.3 |
| **45** | 0.02094 | 1,957 | 0.00423 | 93,470 | 462,456 | 0.96852 | 3,146,317 | 33.7 |
| **50** | 0.04224 | 3,865 | 0.00863 | 91,512 | 447,899 | 0.95555 | 2,683,861 | 29.3 |
| **55** | 0.04675 | 4,097 | 0.00957 | 87,647 | 427,992 | 0.95398 | 2,235,962 | 25.5 |
| **60** | 0.04525 | 3,781 | 0.00926 | 83,550 | 408,297 | 0.94427 | 1,807,970 | 21.6 |
| **65** | 0.06670 | 5,321 | 0.01380 | 79,769 | 385,544 | 0.91324 | 1,399,672 | 17.5 |
| **70** | 0.10825 | 8,059 | 0.02289 | 74,449 | 352,094 | 0.84248 | 1,014,128 | 13.6 |
| **75** | 0.21277 | 14,125 | 0.04762 | 66,389 | 296,632 | 0.55194 [c] | 662,034 | 10.0 |
| **80+** | 1.00000 | 52,264 | 0.14303 | 52,264 | 365,402 | - | 365,402 | 7.0 |

**Nota:** *Notes:*

[a] **Daripada umur 0 hingga kumpulan umur 1-4**
*From age of 0 to age group 1-4*

[b] **Daripada umur 0, kumpulan umur 1-4 hingga kumpulan umur 5-9**
*From age of 0, age group 1-4 to age group 5-9*

[c] **Daripada umur 75 hingga 80+**
*From age of 75 to 80+*

[p] **Permulaan**
*Preliminary*

**Jadual 4.11.7: Jadual hayat ringkas mengikut jantina dan umur, Sri Aman, Sarawak, 2025[p]**

*Table 4.11.7: Abridged life table by sex and age, Sri Aman, Sarawak, 2025[p]*

| **Umur** *Age* | **Kebarangkalian mati di antara umur x dan umur x+n** *Probability of dying between age x and age x+n* | **Bilangan kematian di antara umur x dan umur x+n** *Number of deaths between age x and age x+n* | **Kadar tengah mortaliti di antara umur x dan umur x+n** *Central mortality rate between age x and age x+n* | **Penakat (orang yang masih hidup) pada umur tepat x** *Survivors at exact age x* | **Bilangan orang hidup-tahun di antara umur x dan umur x+n** *Number of person-years lived between age x and age x+n* | **Nisbah ketakatan** *Survival ratio* | **Jumlah bilangan orang hidup-tahun selepas umur tepat x** *Total number of person-years lived after exact age x* | **Jangkaan hayat** *Life expectancy* |
|---|---|---|---|---|---|---|---|---|
| **x** | $_nq_x$ | $_nd_x$ | $_nm_x$ | $l_x$ | $_nL_x$ | $_nS_x$ | $T_x$ | $e_x$ |
| **Lelaki dan Perempuan** *Both sexes* | | | | | | | | |
| **0** | 0.00569 | 569 | 0.00572 | 100,000 | 99,469 | 0.99438 [a] | 7,370,169 | 73.7 |
| **1** | 0.00000 | - | 0.00000 | 99,431 | 397,722 | 0.99992 [b] | 7,270,700 | 73.1 |
| **5** | 0.00000 | - | 0.00000 | 99,431 | 497,153 | 1.00000 | 6,872,978 | 69.1 |
| **10** | 0.00000 | - | 0.00000 | 99,431 | 497,153 | 0.99833 | 6,375,825 | 64.1 |
| **15** | 0.00333 | 331 | 0.00067 | 99,431 | 496,325 | 0.99422 | 5,878,672 | 59.1 |
| **20** | 0.00823 | 816 | 0.00165 | 99,099 | 493,457 | 0.99408 | 5,382,347 | 54.3 |
| **25** | 0.00359 | 353 | 0.00072 | 98,283 | 490,536 | 0.99520 | 4,888,889 | 49.7 |
| **30** | 0.00601 | 589 | 0.00121 | 97,931 | 488,181 | 0.98837 | 4,398,354 | 44.9 |
| **35** | 0.01729 | 1,683 | 0.00349 | 97,342 | 482,502 | 0.98120 | 3,910,172 | 40.2 |
| **40** | 0.02035 | 1,947 | 0.00411 | 95,659 | 473,429 | 0.97482 | 3,427,670 | 35.8 |
| **45** | 0.03011 | 2,821 | 0.00611 | 93,712 | 461,509 | 0.96233 | 2,954,241 | 31.5 |
| **50** | 0.04547 | 4,133 | 0.00931 | 90,891 | 444,123 | 0.94709 | 2,492,732 | 27.4 |
| **55** | 0.06070 | 5,266 | 0.01252 | 86,758 | 420,625 | 0.93498 | 2,048,609 | 23.6 |
| **60** | 0.06963 | 5,674 | 0.01443 | 81,492 | 393,275 | 0.91855 | 1,627,984 | 20.0 |
| **65** | 0.09417 | 7,140 | 0.01976 | 75,818 | 361,241 | 0.88628 | 1,234,708 | 16.3 |
| **70** | 0.13530 | 9,292 | 0.02902 | 68,678 | 320,162 | 0.81389 | 873,467 | 12.7 |
| **75** | 0.24488 | 14,543 | 0.05581 | 59,386 | 260,576 | 0.52906 [c] | 553,305 | 9.3 |
| **80+** | 1.00000 | 44,844 | 0.15319 | 44,844 | 292,729 | - | 292,729 | 6.5 |
| **Lelaki** *Male* | | | | | | | | |
| **0** | 0.00681 | 681 | 0.00685 | 100,000 | 99,362 | 0.99328 [a] | 7,052,080 | 70.5 |
| **1** | 0.00000 | - | 0.00000 | 99,319 | 397,277 | 0.99991 [b] | 6,952,719 | 70.0 |
| **5** | 0.00000 | - | 0.00000 | 99,319 | 496,596 | 1.00000 | 6,555,442 | 66.0 |
| **10** | 0.00000 | - | 0.00000 | 99,319 | 496,596 | 0.99839 | 6,058,846 | 61.0 |
| **15** | 0.00323 | 320 | 0.00065 | 99,319 | 495,795 | 0.99257 | 5,562,249 | 56.0 |
| **20** | 0.01165 | 1,154 | 0.00234 | 98,999 | 492,110 | 0.99144 | 5,066,454 | 51.2 |
| **25** | 0.00543 | 532 | 0.00109 | 97,845 | 487,896 | 0.99332 | 4,574,345 | 46.8 |
| **30** | 0.00794 | 773 | 0.00159 | 97,313 | 484,635 | 0.98598 | 4,086,449 | 42.0 |
| **35** | 0.02015 | 1,946 | 0.00407 | 96,541 | 477,839 | 0.97400 | 3,601,814 | 37.3 |
| **40** | 0.03196 | 3,023 | 0.00650 | 94,595 | 465,418 | 0.96397 | 3,123,974 | 33.0 |
| **45** | 0.04023 | 3,684 | 0.00821 | 91,572 | 448,650 | 0.95034 | 2,658,556 | 29.0 |
| **50** | 0.05949 | 5,228 | 0.01226 | 87,888 | 426,369 | 0.93274 | 2,209,906 | 25.1 |
| **55** | 0.07553 | 6,243 | 0.01570 | 82,660 | 397,690 | 0.91809 | 1,783,537 | 21.6 |
| **60** | 0.08881 | 6,787 | 0.01859 | 76,416 | 365,116 | 0.88572 | 1,385,847 | 18.1 |
| **65** | 0.14223 | 9,903 | 0.03062 | 69,630 | 323,392 | 0.85596 | 1,020,731 | 14.7 |
| **70** | 0.14616 | 8,730 | 0.03154 | 59,727 | 276,809 | 0.77549 | 697,339 | 11.7 |
| **75** | 0.31627 | 16,129 | 0.07514 | 50,997 | 214,662 | 0.48954 [c] | 420,530 | 8.2 |
| **80+** | 1.00000 | 34,868 | 0.16937 | 34,868 | 205,869 | - | 205,869 | 5.9 |
| **Perempuan** *Female* | | | | | | | | |
| **0** | 0.00447 | 447 | 0.00449 | 100,000 | 99,581 | 0.99558 [a] | 7,742,578 | 77.4 |
| **1** | 0.00000 | - | 0.00000 | 99,553 | 398,210 | 0.99994 [b] | 7,642,997 | 76.8 |
| **5** | 0.00000 | - | 0.00000 | 99,553 | 497,763 | 1.00000 | 7,244,787 | 72.8 |
| **10** | 0.00000 | - | 0.00000 | 99,553 | 497,763 | 0.99828 | 6,747,024 | 67.8 |
| **15** | 0.00344 | 343 | 0.00069 | 99,553 | 496,906 | 0.99600 | 6,249,261 | 62.8 |
| **20** | 0.00456 | 452 | 0.00091 | 99,210 | 494,919 | 0.99713 | 5,752,355 | 58.0 |
| **25** | 0.00118 | 117 | 0.00024 | 98,758 | 493,498 | 0.99754 | 5,257,436 | 53.2 |
| **30** | 0.00374 | 369 | 0.00075 | 98,641 | 492,283 | 0.99128 | 4,763,938 | 48.3 |
| **35** | 0.01371 | 1,347 | 0.00276 | 98,272 | 487,992 | 0.98908 | 4,271,655 | 43.5 |
| **40** | 0.00810 | 785 | 0.00163 | 96,925 | 482,662 | 0.98562 | 3,783,664 | 39.0 |
| **45** | 0.02072 | 1,992 | 0.00419 | 96,140 | 475,719 | 0.97455 | 3,301,002 | 34.3 |
| **50** | 0.03028 | 2,850 | 0.00615 | 94,148 | 463,613 | 0.96212 | 2,825,283 | 30.0 |
| **55** | 0.04573 | 4,175 | 0.00936 | 91,297 | 446,049 | 0.95160 | 2,361,670 | 25.9 |
| **60** | 0.05119 | 4,460 | 0.01051 | 87,122 | 424,461 | 0.94984 | 1,915,620 | 22.0 |
| **65** | 0.04908 | 4,057 | 0.01006 | 82,662 | 403,168 | 0.91399 | 1,491,159 | 18.0 |
| **70** | 0.12485 | 9,814 | 0.02663 | 78,605 | 368,490 | 0.84814 | 1,087,991 | 13.8 |
| **75** | 0.18273 | 12,570 | 0.04022 | 68,791 | 312,530 | 0.56563 [c] | 719,501 | 10.5 |
| **80+** | 1.00000 | 56,221 | 0.13814 | 56,221 | 406,972 | - | 406,972 | 7.2 |

**Nota:** *Notes:*

[a] **Daripada umur 0 hingga kumpulan umur 1-4**
*From age of 0 to age group 1-4*

[b] **Daripada umur 0, kumpulan umur 1-4 hingga kumpulan umur 5-9**
*From age of 0, age group 1-4 to age group 5-9*

[c] **Daripada umur 75 hingga 80+**
*From age of 75 to 80+*

[p] **Permulaan**
*Preliminary*

**Jadual 4.11.8: Jadual hayat ringkas mengikut jantina dan umur, Lubok Antu, Sarawak, 2025[P]**

*Table 4.11.8: Abridged life table by sex and age, Lubok Antu, Sarawak, 2025 [P]*

| **Umur** *Age* | **Kebarangkalian mati di antara umur x dan umur x+n** *Probability of dying between age x and age x+n* | **Bilangan kematian di antara umur x dan umur x+n** *Number of deaths between age x and age x+n* | **Kadar tengah mortaliti di antara umur x dan umur x+n** *Central mortality rate between age x and age x+n* | **Penakat (orang yang masih hidup) pada umur tepat x** *Survivors at exact age x* | **Bilangan orang hidup-tahun di antara umur x dan umur x+n** *Number of person-years lived between age x and age x+n* | **Nisbah ketakatan** *Survival ratio* | **Jumlah bilangan orang hidup-tahun selepas umur tepat x** *Total number of person-years lived after exact age x* | **Jangkaan hayat** *Life expectancy* |
|---|---|---|---|---|---|---|---|---|
| **x** | $_nq_x$ | $_nd_x$ | $_nm_x$ | $l_x$ | $_nL_x$ | $_nS_x$ | $T_x$ | $e_x$ |
| **Lelaki dan Perempuan** *Both sexes* | | | | | | | | |
| **0** | 0.00412 | 412 | 0.00414 | 100,000 | 99,614 | 0.99542 [a] | 7,373,715 | 73.7 |
| **1** | 0.00103 | 103 | 0.00026 | 99,588 | 398,097 | 0.99791 [b] | 7,274,101 | 73.0 |
| **5** | 0.00303 | 302 | 0.00061 | 99,485 | 496,672 | 0.99696 | 6,876,004 | 69.1 |
| **10** | 0.00306 | 303 | 0.00061 | 99,184 | 495,160 | 0.99672 | 6,379,333 | 64.3 |
| **15** | 0.00350 | 346 | 0.00070 | 98,880 | 493,538 | 0.99455 | 5,884,173 | 59.5 |
| **20** | 0.00742 | 731 | 0.00149 | 98,535 | 490,845 | 0.99513 | 5,390,636 | 54.7 |
| **25** | 0.00229 | 224 | 0.00046 | 97,803 | 488,457 | 0.98830 | 4,899,790 | 50.1 |
| **30** | 0.02113 | 2,062 | 0.00427 | 97,579 | 482,743 | 0.98113 | 4,411,333 | 45.2 |
| **35** | 0.01656 | 1,582 | 0.00334 | 95,518 | 473,635 | 0.98025 | 3,928,590 | 41.1 |
| **40** | 0.02299 | 2,160 | 0.00465 | 93,936 | 464,281 | 0.97057 | 3,454,955 | 36.8 |
| **45** | 0.03602 | 3,306 | 0.00734 | 91,776 | 450,617 | 0.96136 | 2,990,673 | 32.6 |
| **50** | 0.04136 | 3,659 | 0.00845 | 88,471 | 433,205 | 0.95824 | 2,540,056 | 28.7 |
| **55** | 0.04217 | 3,577 | 0.00862 | 84,812 | 415,116 | 0.95270 | 2,106,851 | 24.8 |
| **60** | 0.05266 | 4,278 | 0.01082 | 81,235 | 395,481 | 0.92910 | 1,691,735 | 20.8 |
| **65** | 0.09016 | 6,938 | 0.01888 | 76,957 | 367,442 | 0.90127 | 1,296,253 | 16.8 |
| **70** | 0.10816 | 7,574 | 0.02287 | 70,019 | 331,163 | 0.83299 | 928,812 | 13.3 |
| **75** | 0.23299 | 14,549 | 0.05274 | 62,446 | 275,855 | 0.53843 [c] | 597,649 | 9.6 |
| **80+** | 1.00000 | 47,896 | 0.14884 | 47,896 | 321,793 | - | 321,793 | 6.7 |
| **Lelaki** *Male* | | | | | | | | |
| **0** | 0.00398 | 398 | 0.00400 | 100,000 | 99,623 | 0.99509 [a] | 7,092,858 | 70.9 |
| **1** | 0.00206 | 205 | 0.00052 | 99,602 | 397,922 | 0.99887 [b] | 6,993,234 | 70.2 |
| **5** | 0.00000 | - | 0.00000 | 99,396 | 496,981 | 0.99702 | 6,595,313 | 66.4 |
| **10** | 0.00596 | 592 | 0.00119 | 99,396 | 495,501 | 0.99452 | 6,098,331 | 61.4 |
| **15** | 0.00500 | 494 | 0.00100 | 98,804 | 492,785 | 0.99080 | 5,602,830 | 56.7 |
| **20** | 0.01341 | 1,319 | 0.00270 | 98,310 | 488,253 | 0.99215 | 5,110,045 | 52.0 |
| **25** | 0.00220 | 214 | 0.00044 | 96,991 | 484,423 | 0.98502 | 4,621,791 | 47.7 |
| **30** | 0.02779 | 2,689 | 0.00564 | 96,778 | 477,166 | 0.97298 | 4,137,368 | 42.8 |
| **35** | 0.02623 | 2,468 | 0.00532 | 94,088 | 464,273 | 0.97356 | 3,660,203 | 38.9 |
| **40** | 0.02667 | 2,443 | 0.00541 | 91,621 | 451,996 | 0.96444 | 3,195,930 | 34.9 |
| **45** | 0.04470 | 3,986 | 0.00914 | 89,178 | 435,922 | 0.94841 | 2,743,934 | 30.8 |
| **50** | 0.05879 | 5,008 | 0.01211 | 85,191 | 413,434 | 0.94283 | 2,308,012 | 27.1 |
| **55** | 0.05545 | 4,446 | 0.01141 | 80,183 | 389,799 | 0.93810 | 1,894,578 | 23.6 |
| **60** | 0.06874 | 5,206 | 0.01424 | 75,737 | 365,668 | 0.91494 | 1,504,779 | 19.9 |
| **65** | 0.10258 | 7,235 | 0.02162 | 70,531 | 334,566 | 0.88656 | 1,139,110 | 16.2 |
| **70** | 0.12555 | 7,947 | 0.02679 | 63,296 | 296,612 | 0.81894 | 804,545 | 12.7 |
| **75** | 0.24455 | 13,536 | 0.05572 | 55,349 | 242,906 | 0.52178 [c] | 507,933 | 9.2 |
| **80+** | 1.00000 | 41,813 | 0.15777 | 41,813 | 265,027 | - | 265,027 | 6.3 |
| **Perempuan** *Female* | | | | | | | | |
| **0** | 0.00426 | 426 | 0.00428 | 100,000 | 99,600 | 0.99579 [a] | 7,687,789 | 76.9 |
| **1** | 0.00000 | - | 0.00000 | 99,574 | 398,294 | 0.99682 [b] | 7,588,189 | 76.2 |
| **5** | 0.00626 | 623 | 0.00126 | 99,574 | 496,310 | 0.99686 | 7,189,895 | 72.2 |
| **10** | 0.00000 | - | 0.00000 | 98,950 | 494,752 | 0.99908 | 6,693,585 | 67.6 |
| **15** | 0.00184 | 182 | 0.00037 | 98,950 | 494,298 | 0.99818 | 6,198,832 | 62.6 |
| **20** | 0.00180 | 178 | 0.00036 | 98,769 | 493,400 | 0.99791 | 5,704,534 | 57.8 |
| **25** | 0.00238 | 235 | 0.00048 | 98,591 | 492,368 | 0.99204 | 5,211,134 | 52.9 |
| **30** | 0.01355 | 1,333 | 0.00273 | 98,356 | 488,448 | 0.99016 | 4,718,766 | 48.0 |
| **35** | 0.00609 | 591 | 0.00122 | 97,023 | 483,640 | 0.98745 | 4,230,318 | 43.6 |
| **40** | 0.01906 | 1,838 | 0.00385 | 96,433 | 477,570 | 0.97691 | 3,746,678 | 38.9 |
| **45** | 0.02721 | 2,574 | 0.00552 | 94,595 | 466,540 | 0.97466 | 3,269,108 | 34.6 |
| **50** | 0.02342 | 2,155 | 0.00474 | 92,021 | 454,718 | 0.97454 | 2,802,568 | 30.5 |
| **55** | 0.02756 | 2,477 | 0.00559 | 89,866 | 443,139 | 0.96720 | 2,347,850 | 26.1 |
| **60** | 0.03819 | 3,337 | 0.00779 | 87,389 | 428,604 | 0.94197 | 1,904,711 | 21.8 |
| **65** | 0.07867 | 6,612 | 0.01638 | 84,052 | 403,730 | 0.91578 | 1,476,108 | 17.6 |
| **70** | 0.09025 | 6,989 | 0.01890 | 77,440 | 369,727 | 0.84573 | 1,072,378 | 13.8 |
| **75** | 0.22465 | 15,827 | 0.05061 | 70,451 | 312,688 | 0.55499 [c] | 702,651 | 10.0 |
| **80+** | 1.00000 | 54,624 | 0.14008 | 54,624 | 389,963 | - | 389,963 | 7.1 |

**Nota:** *Notes:*

[a] **Daripada umur 0 hingga kumpulan umur 1-4**
*From age of 0 to age group 1-4*

[b] **Daripada umur 0, kumpulan umur 1-4 hingga kumpulan umur 5-9**
*From age of 0, age group 1-4 to age group 5-9*

[c] **Daripada umur 75 hingga 80+**
*From age of 75 to 80+*

[P] **Permulaan**
*Preliminary*

**Jadual 4.11.9: Jadual hayat ringkas mengikut jantina dan umur, Betong, Sarawak, 2025[p]**
*Table 4.11.9: Abridged life table by sex and age, Betong, Sarawak, 2025[p]*

| **Umur** *Age* | **Kebarangkalian mati di antara umur x dan umur x+n** *Probability of dying between age x and age x+n* | **Bilangan kematian di antara umur x dan umur x+n** *Number of deaths between age x and age x+n* | **Kadar tengah mortaliti di antara umur x dan umur x+n** *Central mortality rate between age x and age x+n* | **Penakat (orang yang masih hidup) pada umur tepat x** *Survivors at exact age x* | **Bilangan orang hidup-tahun di antara umur x dan umur x+n** *Number of person-years lived between age x and age x+n* | **Nisbah ketakatan** *Survival ratio* | **Jumlah bilangan orang hidup-tahun selepas umur tepat x** *Total number of person-years lived after exact age x* | **Jangkaan hayat** *Life expectancy* |
|---|---|---|---|---|---|---|---|---|
| **x** | $_nq_x$ | $_nd_x$ | $_nm_x$ | $l_x$ | $_nL_x$ | $_nS_x$ | $T_x$ | $e_x$ |
| **Lelaki dan Perempuan** *Both sexes* | | | | | | | | |
| **0** | 0.00571 | 571 | 0.00574 | 100,000 | 99,467 | 0.99330 [a] | 7,267,622 | 72.7 |
| **1** | 0.00214 | 213 | 0.00054 | 99,429 | 397,185 | 0.99760 [b] | 7,168,155 | 72.1 |
| **5** | 0.00248 | 246 | 0.00050 | 99,216 | 495,462 | 0.99839 | 6,770,969 | 68.2 |
| **10** | 0.00073 | 72 | 0.00015 | 98,969 | 494,667 | 0.99827 | 6,275,507 | 63.4 |
| **15** | 0.00274 | 271 | 0.00055 | 98,897 | 493,809 | 0.99620 | 5,780,840 | 58.5 |
| **20** | 0.00487 | 480 | 0.00098 | 98,626 | 491,932 | 0.99310 | 5,287,031 | 53.6 |
| **25** | 0.00895 | 878 | 0.00180 | 98,146 | 488,536 | 0.98732 | 4,795,100 | 48.9 |
| **30** | 0.01645 | 1,600 | 0.00332 | 97,268 | 482,340 | 0.98183 | 4,306,564 | 44.3 |
| **35** | 0.01992 | 1,906 | 0.00402 | 95,668 | 473,576 | 0.97939 | 3,824,224 | 40.0 |
| **40** | 0.02131 | 1,998 | 0.00431 | 93,762 | 463,816 | 0.97663 | 3,350,648 | 35.7 |
| **45** | 0.02548 | 2,338 | 0.00516 | 91,764 | 452,974 | 0.96723 | 2,886,832 | 31.5 |
| **50** | 0.04025 | 3,599 | 0.00821 | 89,426 | 438,131 | 0.95551 | 2,433,858 | 27.2 |
| **55** | 0.04890 | 4,197 | 0.01003 | 85,827 | 418,640 | 0.94839 | 1,995,727 | 23.3 |
| **60** | 0.05445 | 4,445 | 0.01119 | 81,629 | 397,035 | 0.92127 | 1,577,087 | 19.3 |
| **65** | 0.10441 | 8,059 | 0.02203 | 77,185 | 365,777 | 0.87076 | 1,180,051 | 15.3 |
| **70** | 0.15697 | 10,850 | 0.03407 | 69,126 | 318,504 | 0.77214 | 814,274 | 11.8 |
| **75** | 0.31196 | 18,179 | 0.07392 | 58,276 | 245,930 | 0.50394 [c] | 495,770 | 8.5 |
| **80+** | 1.00000 | 40,096 | 0.16049 | 40,096 | 249,840 | - | 249,840 | 6.2 |
| **Lelaki** *Male* | | | | | | | | |
| **0** | 0.01092 | 1,092 | 0.01103 | 100,000 | 98,989 | 0.98782 [a] | 7,027,257 | 70.3 |
| **1** | 0.00303 | 300 | 0.00076 | 98,908 | 394,919 | 0.99658 [b] | 6,928,268 | 70.0 |
| **5** | 0.00334 | 329 | 0.00067 | 98,608 | 492,218 | 0.99763 | 6,533,349 | 66.3 |
| **10** | 0.00141 | 138 | 0.00028 | 98,279 | 491,050 | 0.99714 | 6,041,131 | 61.5 |
| **15** | 0.00432 | 424 | 0.00087 | 98,141 | 489,645 | 0.99417 | 5,550,081 | 56.6 |
| **20** | 0.00735 | 718 | 0.00147 | 97,717 | 486,790 | 0.98864 | 5,060,435 | 51.8 |
| **25** | 0.01540 | 1,493 | 0.00310 | 96,999 | 481,262 | 0.98003 | 4,573,645 | 47.2 |
| **30** | 0.02461 | 2,350 | 0.00498 | 95,506 | 471,653 | 0.97593 | 4,092,384 | 42.8 |
| **35** | 0.02351 | 2,191 | 0.00476 | 93,156 | 460,302 | 0.97899 | 3,620,731 | 38.9 |
| **40** | 0.01844 | 1,677 | 0.00372 | 90,965 | 450,633 | 0.97592 | 3,160,429 | 34.7 |
| **45** | 0.02983 | 2,663 | 0.00606 | 89,288 | 439,783 | 0.96451 | 2,709,796 | 30.3 |
| **50** | 0.04134 | 3,581 | 0.00844 | 86,625 | 424,173 | 0.94637 | 2,270,014 | 26.2 |
| **55** | 0.06645 | 5,518 | 0.01375 | 83,044 | 401,425 | 0.93323 | 1,845,841 | 22.2 |
| **60** | 0.06711 | 5,203 | 0.01389 | 77,526 | 374,623 | 0.91144 | 1,444,416 | 18.6 |
| **65** | 0.11154 | 8,067 | 0.02363 | 72,323 | 341,448 | 0.86261 | 1,069,793 | 14.8 |
| **70** | 0.16649 | 10,698 | 0.03632 | 64,256 | 294,536 | 0.75605 | 728,345 | 11.3 |
| **75** | 0.33689 | 18,043 | 0.08103 | 53,558 | 222,683 | 0.48668 [c] | 433,809 | 8.1 |
| **80+** | 1.00000 | 35,515 | 0.16822 | 35,515 | 211,126 | - | 211,126 | 5.9 |
| **Perempuan** *Female* | | | | | | | | |
| **0** | 0.00000 | - | 0.00000 | 100,000 | 100,000 | 0.99944 [a] | 7,543,481 | 75.4 |
| **1** | 0.00114 | 114 | 0.00029 | 100,000 | 399,718 | 0.99860 [b] | 7,443,481 | 74.4 |
| **5** | 0.00164 | 164 | 0.00033 | 99,886 | 499,020 | 0.99918 | 7,043,763 | 70.5 |
| **10** | 0.00000 | - | 0.00000 | 99,722 | 498,610 | 0.99944 | 6,544,743 | 65.6 |
| **15** | 0.00111 | 111 | 0.00022 | 99,722 | 498,332 | 0.99833 | 6,046,133 | 60.6 |
| **20** | 0.00223 | 222 | 0.00045 | 99,611 | 497,499 | 0.99814 | 5,547,801 | 55.7 |
| **25** | 0.00149 | 148 | 0.00030 | 99,389 | 496,575 | 0.99535 | 5,050,302 | 50.8 |
| **30** | 0.00781 | 775 | 0.00157 | 99,241 | 494,267 | 0.98840 | 4,553,727 | 45.9 |
| **35** | 0.01541 | 1,517 | 0.00311 | 98,466 | 488,536 | 0.97999 | 4,059,460 | 41.2 |
| **40** | 0.02468 | 2,393 | 0.00500 | 96,949 | 478,760 | 0.97748 | 3,570,924 | 36.8 |
| **45** | 0.02030 | 1,920 | 0.00410 | 94,556 | 467,978 | 0.97044 | 3,092,163 | 32.7 |
| **50** | 0.03902 | 3,614 | 0.00796 | 92,636 | 454,143 | 0.96561 | 2,624,185 | 28.3 |
| **55** | 0.02957 | 2,633 | 0.00600 | 89,021 | 438,525 | 0.96473 | 2,170,043 | 24.4 |
| **60** | 0.04114 | 3,554 | 0.00840 | 86,389 | 423,059 | 0.93107 | 1,731,517 | 20.0 |
| **65** | 0.09791 | 8,111 | 0.02059 | 82,835 | 393,897 | 0.87892 | 1,308,459 | 15.8 |
| **70** | 0.14676 | 10,967 | 0.03168 | 74,724 | 346,204 | 0.78674 | 914,562 | 12.2 |
| **75** | 0.29119 | 18,566 | 0.06816 | 63,758 | 272,374 | 0.52077 [c] | 568,357 | 8.9 |
| **80+** | 1.00000 | 45,192 | 0.15268 | 45,192 | 295,984 | - | 295,984 | 6.5 |

**Nota:** *Notes:*
[a] **Daripada umur 0 hingga kumpulan umur 1-4**
*From age of 0 to age group 1-4*
[b] **Daripada umur 0, kumpulan umur 1-4 hingga kumpulan umur 5-9**
*From age of 0, age group 1-4 to age group 5-9*
[c] **Daripada umur 75 hingga 80+**
*From age of 75 to 80+*
[p] **Permulaan**
*Preliminary*

**Jadual 4.11.10: Jadual hayat ringkas mengikut jantina dan umur, Saratok, Sarawak, 2025[p]**

*Table 4.11.10: Abridged life table by sex and age, Saratok, Sarawak, 2025 [p]*

| **Umur** *Age* | **Kebarangkalian mati di antara umur x dan umur x+n** *Probability of dying between age x and age x+n* | **Bilangan kematian di antara umur x dan umur x+n** *Number of deaths between age x and age x+n* | **Kadar tengah mortaliti di antara umur x dan umur x+n** *Central mortality rate between age x and age x+n* | **Penakat (orang yang masih hidup) pada umur tepat x** *Survivors at exact age x* | **Bilangan orang hidup-tahun di antara umur x dan umur x+n** *Number of person-years lived between age x and age x+n* | **Nisbah ketakatan** *Survival ratio* | **Jumlah bilangan orang hidup-tahun selepas umur tepat x** *Total number of person-years lived after exact age x* | **Jangkaan hayat** *Life expectancy* |
|---|---|---|---|---|---|---|---|---|
| **x** | $_nq_x$ | $_nd_x$ | $_nm_x$ | $l_x$ | $_nL_x$ | $_nS_x$ | $T_x$ | $e_x$ |
| **Lelaki dan Perempuan** *Both sexes* | | | | | | | | |
| **0** | 0.00780 | 780 | 0.00786 | 100,000 | 99,277 | 0.99186 [a] | 7,312,791 | 73.1 |
| **1** | 0.00091 | 91 | 0.00023 | 99,220 | 396,655 | 0.99943 [b] | 7,213,514 | 72.7 |
| **5** | 0.00000 | - | 0.00000 | 99,129 | 495,647 | 0.99936 | 6,816,859 | 68.8 |
| **10** | 0.00128 | 127 | 0.00026 | 99,129 | 495,330 | 0.99726 | 6,321,212 | 63.8 |
| **15** | 0.00420 | 416 | 0.00084 | 99,003 | 493,974 | 0.99533 | 5,825,882 | 58.8 |
| **20** | 0.00515 | 508 | 0.00103 | 98,587 | 491,665 | 0.98997 | 5,331,908 | 54.1 |
| **25** | 0.01494 | 1,465 | 0.00301 | 98,079 | 486,732 | 0.99143 | 4,840,244 | 49.4 |
| **30** | 0.00210 | 203 | 0.00042 | 96,614 | 482,561 | 0.99154 | 4,353,512 | 45.1 |
| **35** | 0.01483 | 1,429 | 0.00299 | 96,411 | 478,481 | 0.98300 | 3,870,950 | 40.2 |
| **40** | 0.01921 | 1,824 | 0.00388 | 94,982 | 470,347 | 0.97660 | 3,392,470 | 35.7 |
| **45** | 0.02767 | 2,578 | 0.00561 | 93,157 | 459,341 | 0.97197 | 2,922,123 | 31.4 |
| **50** | 0.02840 | 2,572 | 0.00576 | 90,579 | 446,466 | 0.96084 | 2,462,782 | 27.2 |
| **55** | 0.05023 | 4,421 | 0.01031 | 88,007 | 428,984 | 0.94774 | 2,016,316 | 22.9 |
| **60** | 0.05440 | 4,547 | 0.01118 | 83,586 | 406,564 | 0.92041 | 1,587,332 | 19.0 |
| **65** | 0.10622 | 8,396 | 0.02244 | 79,039 | 374,207 | 0.85400 | 1,180,768 | 14.9 |
| **70** | 0.19051 | 13,458 | 0.04211 | 70,644 | 319,572 | 0.75680 | 806,562 | 11.4 |
| **75** | 0.30829 | 17,629 | 0.07289 | 57,185 | 241,853 | 0.50337 [c] | 486,990 | 8.5 |
| **80+** | 1.00000 | 39,556 | 0.16136 | 39,556 | 245,137 | - | 245,137 | 6.2 |
| **Lelaki** *Male* | | | | | | | | |
| **0** | 0.01258 | 1,258 | 0.01273 | 100,000 | 98,841 | 0.98762 [a] | 7,047,523 | 70.5 |
| **1** | 0.00000 | - | 0.00000 | 98,742 | 394,969 | 0.99980 [b] | 6,948,682 | 70.4 |
| **5** | 0.00000 | - | 0.00000 | 98,742 | 493,711 | 1.00000 | 6,553,713 | 66.4 |
| **10** | 0.00000 | - | 0.00000 | 98,742 | 493,711 | 0.99586 | 6,060,003 | 61.4 |
| **15** | 0.00828 | 817 | 0.00166 | 98,742 | 491,667 | 0.99062 | 5,566,292 | 56.4 |
| **20** | 0.01049 | 1,028 | 0.00211 | 97,925 | 487,055 | 0.98495 | 5,074,625 | 51.8 |
| **25** | 0.01965 | 1,904 | 0.00397 | 96,897 | 479,727 | 0.98793 | 4,587,570 | 47.3 |
| **30** | 0.00434 | 412 | 0.00087 | 94,994 | 473,938 | 0.98831 | 4,107,843 | 43.2 |
| **35** | 0.01907 | 1,804 | 0.00385 | 94,582 | 468,398 | 0.97486 | 3,633,905 | 38.4 |
| **40** | 0.03132 | 2,906 | 0.00636 | 92,778 | 456,624 | 0.96650 | 3,165,508 | 34.1 |
| **45** | 0.03576 | 3,214 | 0.00728 | 89,872 | 441,326 | 0.96789 | 2,708,884 | 30.1 |
| **50** | 0.02833 | 2,455 | 0.00575 | 86,658 | 427,155 | 0.95329 | 2,267,558 | 26.2 |
| **55** | 0.06564 | 5,527 | 0.01357 | 84,203 | 407,200 | 0.93848 | 1,840,403 | 21.9 |
| **60** | 0.05712 | 4,494 | 0.01176 | 78,677 | 382,148 | 0.91239 | 1,433,203 | 18.2 |
| **65** | 0.11994 | 8,897 | 0.02552 | 74,182 | 348,668 | 0.83858 | 1,051,056 | 14.2 |
| **70** | 0.20856 | 13,616 | 0.04657 | 65,285 | 292,385 | 0.72999 | 702,387 | 10.8 |
| **75** | 0.34765 | 17,963 | 0.08416 | 51,669 | 213,438 | 0.47942 [c] | 410,002 | 7.9 |
| **80+** | 1.00000 | 33,706 | 0.17148 | 33,706 | 196,564 | - | 196,564 | 5.8 |
| **Perempuan** *Female* | | | | | | | | |
| **0** | 0.00238 | 238 | 0.00238 | 100,000 | 99,776 | 0.99672 [a] | 7,600,543 | 76.0 |
| **1** | 0.00187 | 187 | 0.00047 | 99,762 | 398,585 | 0.99903 [b] | 7,500,767 | 75.2 |
| **5** | 0.00000 | - | 0.00000 | 99,575 | 497,876 | 0.99875 | 7,102,182 | 71.3 |
| **10** | 0.00250 | 249 | 0.00050 | 99,575 | 497,253 | 0.99875 | 6,604,306 | 66.3 |
| **15** | 0.00000 | - | 0.00000 | 99,326 | 496,630 | 1.00000 | 6,107,052 | 61.5 |
| **20** | 0.00000 | - | 0.00000 | 99,326 | 496,630 | 0.99478 | 5,610,422 | 56.5 |
| **25** | 0.01044 | 1,037 | 0.00210 | 99,326 | 494,038 | 0.99475 | 5,113,792 | 51.5 |
| **30** | 0.00000 | - | 0.00000 | 98,289 | 491,445 | 0.99474 | 4,619,754 | 47.0 |
| **35** | 0.01053 | 1,035 | 0.00212 | 98,289 | 488,858 | 0.99114 | 4,128,309 | 42.0 |
| **40** | 0.00718 | 698 | 0.00144 | 97,254 | 484,527 | 0.98660 | 3,639,451 | 37.4 |
| **45** | 0.01967 | 1,899 | 0.00397 | 96,556 | 478,033 | 0.97598 | 3,154,924 | 32.7 |
| **50** | 0.02846 | 2,694 | 0.00577 | 94,657 | 466,551 | 0.96842 | 2,676,891 | 28.3 |
| **55** | 0.03480 | 3,201 | 0.00708 | 91,963 | 451,815 | 0.95691 | 2,210,341 | 24.0 |
| **60** | 0.05168 | 4,588 | 0.01061 | 88,763 | 432,344 | 0.92861 | 1,758,526 | 19.8 |
| **65** | 0.09217 | 7,758 | 0.01932 | 84,175 | 401,480 | 0.86933 | 1,326,181 | 15.8 |
| **70** | 0.17308 | 13,227 | 0.03790 | 76,417 | 349,019 | 0.78159 | 924,701 | 12.1 |
| **75** | 0.27322 | 17,265 | 0.06329 | 63,190 | 272,789 | 0.52615 [c] | 575,682 | 9.1 |
| **80+** | 1.00000 | 45,925 | 0.15162 | 45,925 | 302,893 | - | 302,893 | 6.6 |

**Nota:** *Notes:*

[a] **Daripada umur 0 hingga kumpulan umur 1-4**
*From age of 0 to age group 1-4*

[b] **Daripada umur 0, kumpulan umur 1-4 hingga kumpulan umur 5-9**
*From age of 0, age group 1-4 to age group 5-9*

[c] **Daripada umur 75 hingga 80+**
*From age of 75 to 80+*

[p] **Permulaan**
*Preliminary*

**Jadual 4.11.11: Jadual hayat ringkas mengikut jantina dan umur, Sarikei, Sarawak, 2025[p]**
*Table 4.11.11: Abridged life table by sex and age, Sarikei, Sarawak, 2025 [p]*

| Umur *Age* | Kebarangkalian mati di antara umur x dan umur x+n *Probability of dying between age x and age x+n* | Bilangan kematian di antara umur x dan umur x+n *Number of deaths between age x and age x+n* | Kadar tengah mortaliti di antara umur x dan umur x+n *Central mortality rate between age x and age x+n* | Penakat (orang yang masih hidup) pada umur tepat x *Survivors at exact age x* | Bilangan orang hidup-tahun di antara umur x dan umur x+n *Number of person-years lived between age x and age x+n* | Nisbah ketakatan *Survival ratio* | Jumlah bilangan orang hidup-tahun selepas umur tepat x *Total number of person-years lived after exact age x* | Jangkaan hayat *Life expectancy* |
|---|---|---|---|---|---|---|---|---|
| x | $_nq_x$ | $_nd_x$ | $_nm_x$ | $l_x$ | $_nL_x$ | $_nS_x$ | $T_x$ | $e_x$ |
| **Lelaki dan Perempuan** *Both sexes* | | | | | | | | |
| **0** | 0.00383 | 383 | 0.00384 | 100,000 | 99,641 | 0.99596 [a] | 7,367,533 | 73.7 |
| **1** | 0.00052 | 52 | 0.00013 | 99,617 | 398,338 | 0.99907 [b] | 7,267,893 | 73.0 |
| **5** | 0.00123 | 122 | 0.00025 | 99,565 | 497,518 | 0.99912 | 6,869,554 | 69.0 |
| **10** | 0.00053 | 53 | 0.00011 | 99,442 | 497,080 | 0.99888 | 6,372,036 | 64.1 |
| **15** | 0.00171 | 170 | 0.00034 | 99,390 | 496,523 | 0.99615 | 5,874,957 | 59.1 |
| **20** | 0.00599 | 595 | 0.00120 | 99,220 | 494,612 | 0.99354 | 5,378,433 | 54.2 |
| **25** | 0.00693 | 684 | 0.00139 | 98,625 | 491,416 | 0.99162 | 4,883,822 | 49.5 |
| **30** | 0.00985 | 964 | 0.00198 | 97,941 | 487,295 | 0.98514 | 4,392,406 | 44.8 |
| **35** | 0.01993 | 1,932 | 0.00403 | 96,977 | 480,054 | 0.97937 | 3,905,111 | 40.3 |
| **40** | 0.02135 | 2,029 | 0.00432 | 95,045 | 470,150 | 0.97620 | 3,425,058 | 36.0 |
| **45** | 0.02630 | 2,447 | 0.00533 | 93,015 | 458,960 | 0.96763 | 2,954,908 | 31.8 |
| **50** | 0.03859 | 3,495 | 0.00787 | 90,569 | 444,106 | 0.95979 | 2,495,947 | 27.6 |
| **55** | 0.04190 | 3,648 | 0.00856 | 87,074 | 426,247 | 0.93868 | 2,051,842 | 23.6 |
| **60** | 0.08160 | 6,807 | 0.01701 | 83,425 | 400,109 | 0.90319 | 1,625,594 | 19.5 |
| **65** | 0.11338 | 8,687 | 0.02404 | 76,618 | 361,374 | 0.87456 | 1,225,485 | 16.0 |
| **70** | 0.13906 | 9,446 | 0.02989 | 67,931 | 316,042 | 0.81537 | 864,112 | 12.7 |
| **75** | 0.23756 | 13,894 | 0.05392 | 58,485 | 257,692 | 0.52982 [c] | 548,070 | 9.4 |
| **80+** | 1.00000 | 44,591 | 0.15356 | 44,591 | 290,378 | - | 290,378 | 6.5 |
| **Lelaki** *Male* | | | | | | | | |
| **0** | 0.00536 | 536 | 0.00539 | 100,000 | 99,495 | 0.99423 [a] | 6,985,166 | 69.9 |
| **1** | 0.00100 | 100 | 0.00025 | 99,464 | 397,620 | 0.99881 [b] | 6,885,671 | 69.2 |
| **5** | 0.00120 | 119 | 0.00024 | 99,364 | 496,523 | 0.99888 | 6,488,051 | 65.3 |
| **10** | 0.00103 | 103 | 0.00021 | 99,245 | 495,967 | 0.99783 | 5,991,528 | 60.4 |
| **15** | 0.00331 | 328 | 0.00066 | 99,142 | 494,890 | 0.99390 | 5,495,561 | 55.4 |
| **20** | 0.00890 | 880 | 0.00179 | 98,814 | 491,869 | 0.98894 | 5,000,671 | 50.6 |
| **25** | 0.01323 | 1,296 | 0.00266 | 97,934 | 486,431 | 0.98666 | 4,508,802 | 46.0 |
| **30** | 0.01345 | 1,300 | 0.00271 | 96,638 | 479,943 | 0.97767 | 4,022,371 | 41.6 |
| **35** | 0.03134 | 2,988 | 0.00637 | 95,339 | 469,223 | 0.96936 | 3,542,428 | 37.2 |
| **40** | 0.02991 | 2,762 | 0.00607 | 92,351 | 454,847 | 0.96439 | 3,073,205 | 33.3 |
| **45** | 0.04149 | 3,717 | 0.00847 | 89,588 | 438,648 | 0.95157 | 2,618,358 | 29.2 |
| **50** | 0.05567 | 4,781 | 0.01145 | 85,871 | 417,404 | 0.94254 | 2,179,709 | 25.4 |
| **55** | 0.05936 | 4,813 | 0.01223 | 81,090 | 393,419 | 0.92314 | 1,762,305 | 21.7 |
| **60** | 0.09548 | 7,283 | 0.02005 | 76,277 | 363,179 | 0.88023 | 1,368,886 | 17.9 |
| **65** | 0.14663 | 10,117 | 0.03165 | 68,995 | 319,682 | 0.84071 | 1,005,707 | 14.6 |
| **70** | 0.17412 | 10,252 | 0.03814 | 58,878 | 268,761 | 0.77899 | 686,026 | 11.7 |
| **75** | 0.27778 | 13,507 | 0.06452 | 48,626 | 209,363 | 0.49825 [c] | 417,265 | 8.6 |
| **80+** | 1.00000 | 35,119 | 0.16892 | 35,119 | 207,902 | - | 207,902 | 5.9 |
| **Perempuan** *Female* | | | | | | | | |
| **0** | 0.00223 | 223 | 0.00224 | 100,000 | 99,789 | 0.99779 [a] | 7,807,858 | 78.1 |
| **1** | 0.00000 | - | 0.00000 | 99,777 | 399,106 | 0.99934 [b] | 7,708,069 | 77.3 |
| **5** | 0.00126 | 126 | 0.00025 | 99,777 | 498,568 | 0.99937 | 7,308,963 | 73.3 |
| **10** | 0.00000 | - | 0.00000 | 99,651 | 498,254 | 1.00000 | 6,810,395 | 68.3 |
| **15** | 0.00000 | - | 0.00000 | 99,651 | 498,254 | 0.99864 | 6,312,141 | 63.3 |
| **20** | 0.00273 | 272 | 0.00055 | 99,651 | 497,575 | 0.99864 | 5,813,886 | 58.3 |
| **25** | 0.00000 | - | 0.00000 | 99,379 | 496,896 | 0.99679 | 5,316,311 | 53.5 |
| **30** | 0.00641 | 637 | 0.00129 | 99,379 | 495,304 | 0.99250 | 4,819,415 | 48.5 |
| **35** | 0.00859 | 848 | 0.00172 | 98,742 | 491,591 | 0.98922 | 4,324,112 | 43.8 |
| **40** | 0.01299 | 1,271 | 0.00261 | 97,894 | 486,293 | 0.98752 | 3,832,521 | 39.1 |
| **45** | 0.01197 | 1,156 | 0.00241 | 96,623 | 480,224 | 0.98293 | 3,346,228 | 34.6 |
| **50** | 0.02223 | 2,122 | 0.00450 | 95,467 | 472,029 | 0.97664 | 2,866,004 | 30.0 |
| **55** | 0.02452 | 2,289 | 0.00497 | 93,345 | 461,002 | 0.95341 | 2,393,975 | 25.6 |
| **60** | 0.06920 | 6,301 | 0.01434 | 91,056 | 439,526 | 0.92470 | 1,932,973 | 21.2 |
| **65** | 0.08185 | 6,937 | 0.01707 | 84,754 | 406,429 | 0.90818 | 1,493,447 | 17.6 |
| **70** | 0.10267 | 7,989 | 0.02165 | 77,817 | 369,112 | 0.85159 | 1,087,019 | 14.0 |
| **75** | 0.19939 | 13,923 | 0.04429 | 69,828 | 314,330 | 0.56216 [c] | 717,907 | 10.3 |
| **80+** | 1.00000 | 55,905 | 0.13852 | 55,905 | 403,577 | - | 403,577 | 7.2 |

**Nota:** *Notes:*
[a] **Daripada umur 0 hingga kumpulan umur 1-4** *From age of 0 to age group 1-4*
[b] **Daripada umur 0, kumpulan umur 1-4 hingga kumpulan umur 5-9** *From age of 0, age group 1-4 to age group 5-9*
[c] **Daripada umur 75 hingga 80+** *From age of 75 to 80+*
[p] **Permulaan** *Preliminary*

**Jadual 4.11.12: Jadual hayat ringkas mengikut jantina dan umur, Maradong, Sarawak, 2025[p]**

*Table 4.11.12: Abridged life table by sex and age, Maradong, Sarawak, 2025 [p]*

| **Umur** *Age* | **Kebarangkalian mati di antara umur x dan umur x+n** *Probability of dying between age x and age x+n* | **Bilangan kematian di antara umur x dan umur x+n** *Number of deaths between age x and age x+n* | **Kadar tengah mortaliti di antara umur x dan umur x+n** *Central mortality rate between age x and age x+n* | **Penakat (orang yang masih hidup) pada umur tepat x** *Survivors at exact age x* | **Bilangan orang hidup-tahun di antara umur x dan umur x+n** *Number of person-years lived between age x and age x+n* | **Nisbah ketakatan** *Survival ratio* | **Jumlah bilangan orang hidup-tahun selepas umur tepat x** *Total number of person-years lived after exact age x* | **Jangkaan hayat** *Life expectancy* |
|---|---|---|---|---|---|---|---|---|
| **x** | $_nq_x$ | $_nd_x$ | $_nm_x$ | $l_x$ | $_nL_x$ | $_nS_x$ | $T_x$ | $e_x$ |
| **Lelaki dan Perempuan** *Both sexes* | | | | | | | | |
| **0** | 0.00425 | 425 | 0.00427 | 100,000 | 99,602 | 0.99532 [a] | 6,981,206 | 69.8 |
| **1** | 0.00098 | 98 | 0.00025 | 99,575 | 398,057 | 0.99684 [b] | 6,881,605 | 69.1 |
| **5** | 0.00523 | 520 | 0.00105 | 99,477 | 496,084 | 0.99517 | 6,483,548 | 65.2 |
| **10** | 0.00443 | 438 | 0.00089 | 98,957 | 493,688 | 0.99731 | 5,987,464 | 60.5 |
| **15** | 0.00094 | 93 | 0.00019 | 98,518 | 492,361 | 0.99547 | 5,493,777 | 55.8 |
| **20** | 0.00812 | 800 | 0.00163 | 98,426 | 490,130 | 0.99101 | 5,001,416 | 50.8 |
| **25** | 0.00987 | 964 | 0.00198 | 97,626 | 485,722 | 0.98758 | 4,511,286 | 46.2 |
| **30** | 0.01500 | 1,450 | 0.00302 | 96,663 | 479,689 | 0.98006 | 4,025,564 | 41.6 |
| **35** | 0.02496 | 2,376 | 0.00505 | 95,213 | 470,124 | 0.96927 | 3,545,875 | 37.2 |
| **40** | 0.03666 | 3,403 | 0.00747 | 92,837 | 455,675 | 0.96137 | 3,075,751 | 33.1 |
| **45** | 0.04067 | 3,638 | 0.00830 | 89,433 | 438,073 | 0.95370 | 2,620,076 | 29.3 |
| **50** | 0.05216 | 4,475 | 0.01071 | 85,796 | 417,792 | 0.94216 | 2,182,003 | 25.4 |
| **55** | 0.06383 | 5,191 | 0.01319 | 81,321 | 393,628 | 0.93317 | 1,764,211 | 21.7 |
| **60** | 0.07004 | 5,332 | 0.01452 | 76,130 | 367,322 | 0.89934 | 1,370,583 | 18.0 |
| **65** | 0.13359 | 9,458 | 0.02863 | 70,798 | 330,348 | 0.84855 | 1,003,262 | 14.2 |
| **70** | 0.17206 | 10,555 | 0.03765 | 61,341 | 280,317 | 0.74044 | 672,914 | 11.0 |
| **75** | 0.36523 | 18,549 | 0.08937 | 50,786 | 207,559 | 0.47132 [c] | 392,597 | 7.7 |
| **80+** | 1.00000 | 32,237 | 0.17422 | 32,237 | 185,038 | - | 185,038 | 5.7 |
| **Lelaki** *Male* | | | | | | | | |
| **0** | 0.00213 | 213 | 0.00214 | 100,000 | 99,797 | 0.99701 [a] | 6,661,458 | 66.6 |
| **1** | 0.00186 | 185 | 0.00046 | 99,787 | 398,711 | 0.99525 [b] | 6,561,661 | 65.8 |
| **5** | 0.00750 | 747 | 0.00151 | 99,601 | 496,139 | 0.99357 | 6,162,951 | 61.9 |
| **10** | 0.00534 | 528 | 0.00107 | 98,854 | 492,950 | 0.99732 | 5,666,812 | 57.3 |
| **15** | 0.00000 | - | 0.00000 | 98,326 | 491,629 | 0.99381 | 5,173,862 | 52.6 |
| **20** | 0.01237 | 1,217 | 0.00249 | 98,326 | 488,588 | 0.98958 | 4,682,232 | 47.6 |
| **25** | 0.00845 | 820 | 0.00170 | 97,109 | 483,495 | 0.98298 | 4,193,645 | 43.2 |
| **30** | 0.02567 | 2,472 | 0.00520 | 96,289 | 475,265 | 0.97145 | 3,710,149 | 38.5 |
| **35** | 0.03150 | 2,955 | 0.00640 | 93,817 | 461,699 | 0.96755 | 3,234,884 | 34.5 |
| **40** | 0.03344 | 3,039 | 0.00680 | 90,862 | 446,714 | 0.95063 | 2,773,185 | 30.5 |
| **45** | 0.06585 | 5,783 | 0.01362 | 87,823 | 424,659 | 0.93349 | 2,326,471 | 26.5 |
| **50** | 0.06722 | 5,515 | 0.01391 | 82,040 | 396,414 | 0.92407 | 1,901,812 | 23.2 |
| **55** | 0.08526 | 6,525 | 0.01781 | 76,526 | 366,316 | 0.91527 | 1,505,398 | 19.7 |
| **60** | 0.08415 | 5,891 | 0.01757 | 70,001 | 335,277 | 0.87543 | 1,139,082 | 16.3 |
| **65** | 0.16869 | 10,815 | 0.03685 | 64,110 | 293,512 | 0.80132 | 803,805 | 12.5 |
| **70** | 0.23474 | 12,511 | 0.05319 | 53,295 | 235,199 | 0.67435 | 510,292 | 9.6 |
| **75** | 0.44444 | 18,126 | 0.11429 | 40,784 | 158,606 | 0.42345 [c] | 275,094 | 6.7 |
| **80+** | 1.00000 | 22,658 | 0.19451 | 22,658 | 116,488 | - | 116,488 | 5.1 |
| **Perempuan** *Female* | | | | | | | | |
| **0** | 0.00635 | 635 | 0.00639 | 100,000 | 99,409 | 0.99374 [a] | 7,349,798 | 73.5 |
| **1** | 0.00000 | - | 0.00000 | 99,365 | 397,460 | 0.99854 [b] | 7,250,389 | 73.0 |
| **5** | 0.00274 | 272 | 0.00055 | 99,365 | 496,144 | 0.99687 | 6,852,929 | 69.0 |
| **10** | 0.00352 | 349 | 0.00071 | 99,093 | 494,591 | 0.99728 | 6,356,784 | 64.1 |
| **15** | 0.00192 | 189 | 0.00038 | 98,744 | 493,245 | 0.99720 | 5,862,194 | 59.4 |
| **20** | 0.00369 | 364 | 0.00074 | 98,554 | 491,863 | 0.99246 | 5,368,949 | 54.5 |
| **25** | 0.01141 | 1,121 | 0.00230 | 98,191 | 488,152 | 0.99199 | 4,877,086 | 49.7 |
| **30** | 0.00456 | 443 | 0.00091 | 97,070 | 484,243 | 0.98853 | 4,388,934 | 45.2 |
| **35** | 0.01841 | 1,779 | 0.00372 | 96,627 | 478,690 | 0.97104 | 3,904,690 | 40.4 |
| **40** | 0.03971 | 3,767 | 0.00810 | 94,849 | 464,826 | 0.97046 | 3,426,000 | 36.1 |
| **45** | 0.01894 | 1,726 | 0.00383 | 91,082 | 451,096 | 0.97183 | 2,961,174 | 32.5 |
| **50** | 0.03757 | 3,357 | 0.00766 | 89,356 | 438,390 | 0.95946 | 2,510,078 | 28.1 |
| **55** | 0.04363 | 3,752 | 0.00892 | 86,000 | 420,618 | 0.95094 | 2,071,688 | 24.1 |
| **60** | 0.05473 | 4,501 | 0.01125 | 82,248 | 399,985 | 0.92311 | 1,651,070 | 20.1 |
| **65** | 0.10033 | 7,801 | 0.02113 | 77,746 | 369,229 | 0.89366 | 1,251,086 | 16.1 |
| **70** | 0.11302 | 7,905 | 0.02396 | 69,946 | 329,964 | 0.80464 | 881,856 | 12.6 |
| **75** | 0.28818 | 17,879 | 0.06734 | 62,040 | 265,503 | 0.51892 [c] | 551,892 | 8.9 |
| **80+** | 1.00000 | 44,161 | 0.15420 | 44,161 | 286,388 | - | 286,388 | 6.5 |

**Nota:** *Notes:*

[a] **Daripada umur 0 hingga kumpulan umur 1-4**
*From age of 0 to age group 1-4*

[b] **Daripada umur 0, kumpulan umur 1-4 hingga kumpulan umur 5-9**
*From age of 0, age group 1-4 to age group 5-9*

[c] **Daripada umur 75 hingga 80+**
*From age of 75 to 80+*

[p] **Permulaan**
*Preliminary*

**Jadual 4.11.13: Jadual hayat ringkas mengikut jantina dan umur, Daro, Sarawak, 2025[p]**

*Table 4.11.13: Abridged life table by sex and age, Daro, Sarawak, 2025 [p]*

| **Umur** *Age* | **Kebarangkalian mati di antara umur x dan umur x+n** *Probability of dying between age x and age x+n* | **Bilangan kematian di antara umur x dan umur x+n** *Number of deaths between age x and age x+n* | **Kadar tengah mortaliti di antara umur x dan umur x+n** *Central mortality rate between age x and age x+n* | **Penakat (orang yang masih hidup) pada umur tepat x** *Survivors at exact age x* | **Bilangan orang hidup-tahun di antara umur x dan umur x+n** *Number of person-years lived between age x and age x+n* | **Nisbah ketakatan** *Survival ratio* | **Jumlah bilangan orang hidup-tahun selepas umur tepat x** *Total number of person-years lived after exact age x* | **Jangkaan hayat** *Life expectancy* |
|---|---|---|---|---|---|---|---|---|
| **x** | $_nq_x$ | $_nd_x$ | $_nm_x$ | $l_x$ | $_nL_x$ | $_nS_x$ | $T_x$ | $e_x$ |
| **Lelaki dan Perempuan** *Both sexes* | | | | | | | | |
| **0** | 0.00536 | 536 | 0.00539 | 100,000 | 99,499 | 0.99332 [a] | 7,102,380 | 71.0 |
| **1** | 0.00281 | 280 | 0.00070 | 99,464 | 397,160 | 0.99788 [b] | 7,002,880 | 70.4 |
| **5** | 0.00126 | 125 | 0.00025 | 99,184 | 495,607 | 0.99704 | 6,605,721 | 66.6 |
| **10** | 0.00466 | 461 | 0.00093 | 99,059 | 494,142 | 0.99721 | 6,110,114 | 61.7 |
| **15** | 0.00092 | 91 | 0.00018 | 98,598 | 492,762 | 0.99653 | 5,615,972 | 57.0 |
| **20** | 0.00603 | 594 | 0.00121 | 98,507 | 491,050 | 0.99296 | 5,123,210 | 52.0 |
| **25** | 0.00806 | 789 | 0.00162 | 97,913 | 487,593 | 0.98848 | 4,632,160 | 47.3 |
| **30** | 0.01501 | 1,458 | 0.00303 | 97,124 | 481,975 | 0.98521 | 4,144,567 | 42.7 |
| **35** | 0.01457 | 1,394 | 0.00294 | 95,666 | 474,845 | 0.97863 | 3,662,592 | 38.3 |
| **40** | 0.02827 | 2,665 | 0.00573 | 94,272 | 464,697 | 0.96361 | 3,187,747 | 33.8 |
| **45** | 0.04475 | 4,099 | 0.00915 | 91,607 | 447,787 | 0.95591 | 2,723,049 | 29.7 |
| **50** | 0.04341 | 3,799 | 0.00887 | 87,508 | 428,043 | 0.94411 | 2,275,262 | 26.0 |
| **55** | 0.06894 | 5,771 | 0.01428 | 83,709 | 404,118 | 0.92865 | 1,847,219 | 22.1 |
| **60** | 0.07394 | 5,763 | 0.01536 | 77,938 | 375,283 | 0.88731 | 1,443,101 | 18.5 |
| **65** | 0.15453 | 11,153 | 0.03349 | 72,175 | 332,994 | 0.85221 | 1,067,817 | 14.8 |
| **70** | 0.13982 | 8,532 | 0.03007 | 61,022 | 283,782 | 0.79156 | 734,823 | 12.0 |
| **75** | 0.28823 | 15,129 | 0.06735 | 52,490 | 224,629 | 0.50198 [c] | 451,041 | 8.6 |
| **80+** | 1.00000 | 37,361 | 0.16501 | 37,361 | 226,412 | - | 226,412 | 6.1 |
| **Lelaki** *Male* | | | | | | | | |
| **0** | 0.00443 | 443 | 0.00445 | 100,000 | 99,581 | 0.99561 [a] | 6,978,179 | 69.8 |
| **1** | 0.00000 | - | 0.00000 | 99,557 | 398,226 | 0.99871 [b] | 6,878,598 | 69.1 |
| **5** | 0.00247 | 246 | 0.00050 | 99,557 | 497,167 | 0.99525 | 6,480,372 | 65.1 |
| **10** | 0.00704 | 699 | 0.00141 | 99,310 | 494,804 | 0.99562 | 5,983,205 | 60.2 |
| **15** | 0.00171 | 169 | 0.00034 | 98,611 | 492,636 | 0.99441 | 5,488,401 | 55.7 |
| **20** | 0.00948 | 933 | 0.00190 | 98,443 | 489,881 | 0.98913 | 4,995,765 | 50.7 |
| **25** | 0.01227 | 1,196 | 0.00247 | 97,510 | 484,557 | 0.98491 | 4,505,884 | 46.2 |
| **30** | 0.01795 | 1,729 | 0.00362 | 96,313 | 477,244 | 0.98605 | 4,021,326 | 41.8 |
| **35** | 0.00987 | 934 | 0.00198 | 94,584 | 470,586 | 0.97842 | 3,544,083 | 37.5 |
| **40** | 0.03340 | 3,128 | 0.00679 | 93,650 | 460,432 | 0.95954 | 3,073,496 | 32.8 |
| **45** | 0.04777 | 4,324 | 0.00979 | 90,522 | 441,801 | 0.94419 | 2,613,065 | 28.9 |
| **50** | 0.06425 | 5,539 | 0.01328 | 86,198 | 417,145 | 0.93696 | 2,171,263 | 25.2 |
| **55** | 0.06175 | 4,981 | 0.01274 | 80,660 | 390,847 | 0.92463 | 1,754,118 | 21.7 |
| **60** | 0.08989 | 6,803 | 0.01882 | 75,679 | 361,389 | 0.88680 | 1,363,271 | 18.0 |
| **65** | 0.13882 | 9,562 | 0.02984 | 68,876 | 320,478 | 0.86147 | 1,001,882 | 14.5 |
| **70** | 0.13819 | 8,197 | 0.02969 | 59,315 | 276,082 | 0.76524 | 681,404 | 11.5 |
| **75** | 0.34682 | 17,729 | 0.08392 | 51,118 | 211,268 | 0.47876 [c] | 405,321 | 7.9 |
| **80+** | 1.00000 | 33,389 | 0.17206 | 33,389 | 194,053 | - | 194,053 | 5.8 |
| **Perempuan** *Female* | | | | | | | | |
| **0** | 0.00636 | 636 | 0.00640 | 100,000 | 99,408 | 0.99075 [a] | 7,242,713 | 72.4 |
| **1** | 0.00602 | 599 | 0.00151 | 99,364 | 395,968 | 0.99687 [b] | 7,143,305 | 71.9 |
| **5** | 0.00000 | - | 0.00000 | 98,765 | 493,827 | 0.99901 | 6,747,337 | 68.3 |
| **10** | 0.00198 | 195 | 0.00040 | 98,765 | 493,339 | 0.99901 | 6,253,510 | 63.3 |
| **15** | 0.00000 | - | 0.00000 | 98,570 | 492,851 | 0.99893 | 5,760,171 | 58.4 |
| **20** | 0.00214 | 211 | 0.00043 | 98,570 | 492,324 | 0.99775 | 5,267,320 | 53.4 |
| **25** | 0.00237 | 233 | 0.00047 | 98,360 | 491,215 | 0.99330 | 4,774,996 | 48.5 |
| **30** | 0.01104 | 1,083 | 0.00222 | 98,127 | 487,926 | 0.98383 | 4,283,780 | 43.7 |
| **35** | 0.02135 | 2,072 | 0.00432 | 97,044 | 480,039 | 0.97851 | 3,795,854 | 39.1 |
| **40** | 0.02162 | 2,053 | 0.00437 | 94,972 | 469,725 | 0.96876 | 3,315,816 | 34.9 |
| **45** | 0.04107 | 3,816 | 0.00839 | 92,918 | 455,051 | 0.96855 | 2,846,091 | 30.6 |
| **50** | 0.02141 | 1,908 | 0.00433 | 89,102 | 440,741 | 0.95126 | 2,391,040 | 26.8 |
| **55** | 0.07666 | 6,684 | 0.01594 | 87,194 | 419,262 | 0.93176 | 1,950,298 | 22.4 |
| **60** | 0.05913 | 4,761 | 0.01219 | 80,510 | 390,651 | 0.88663 | 1,531,037 | 19.0 |
| **65** | 0.17103 | 12,955 | 0.03740 | 75,750 | 346,361 | 0.84243 | 1,140,386 | 15.1 |
| **70** | 0.14134 | 8,876 | 0.03042 | 62,795 | 291,784 | 0.81865 | 794,025 | 12.6 |
| **75** | 0.22795 | 12,291 | 0.05145 | 53,919 | 238,868 | 0.52439 [c] | 502,241 | 9.3 |
| **80+** | 1.00000 | 41,628 | 0.15806 | 41,628 | 263,372 | - | 263,372 | 6.3 |

**Nota:** *Notes:*

[a] **Daripada umur 0 hingga kumpulan umur 1-4**
*From age of 0 to age group 1-4*

[b] **Daripada umur 0, kumpulan umur 1-4 hingga kumpulan umur 5-9**
*From age of 0, age group 1-4 to age group 5-9*

[c] **Daripada umur 75 hingga 80+**
*From age of 75 to 80+*

[p] **Permulaan**
*Preliminary*

**Jadual 4.11.14: Jadual hayat ringkas mengikut jantina dan umur, Julau, Sarawak, 2025[P]**
*Table 4.11.14: Abridged life table by sex and age, Julau, Sarawak, 2025 [P]*

| Umur *Age* | Kebarangkalian mati di antara umur x dan umur x+n *Probability of dying between age x and age x+n* | Bilangan kematian di antara umur x dan umur x+n *Number of deaths between age x and age x+n* | Kadar tengah mortaliti di antara umur x dan umur x+n *Central mortality rate between age x and age x+n* | Penakat (orang yang masih hidup) pada umur tepat x *Survivors at exact age x* | Bilangan orang hidup-tahun di antara umur x dan umur x+n *Number of person-years lived between age x and age x+n* | Nisbah ketakatan *Survival ratio* | Jumlah bilangan orang hidup-tahun selepas umur tepat x *Total number of person-years lived after exact age x* | Jangkaan hayat *Life expectancy* |
|---|---|---|---|---|---|---|---|---|
| x | $_nq_x$ | $_nd_x$ | $_nm_x$ | $l_x$ | $_nL_x$ | $_nS_x$ | $T_x$ | $e_x$ |
| **Lelaki dan Perempuan** *Both sexes* | | | | | | | | |
| **0** | 0.00672 | 672 | 0.00676 | 100,000 | 99,375 | 0.99202 [a] | 7,216,454 | 72.2 |
| **1** | 0.00274 | 272 | 0.00069 | 99,328 | 396,635 | 0.99853 [b] | 7,117,079 | 71.7 |
| **5** | 0.00000 | - | 0.00000 | 99,056 | 495,280 | 1.00000 | 6,720,444 | 67.8 |
| **10** | 0.00000 | - | 0.00000 | 99,056 | 495,280 | 0.99514 | 6,225,164 | 62.8 |
| **15** | 0.00973 | 964 | 0.00196 | 99,056 | 492,871 | 0.99386 | 5,729,883 | 57.8 |
| **20** | 0.00252 | 247 | 0.00050 | 98,092 | 489,844 | 0.99344 | 5,237,012 | 53.4 |
| **25** | 0.01060 | 1,038 | 0.00213 | 97,845 | 486,632 | 0.98601 | 4,747,168 | 48.5 |
| **30** | 0.01741 | 1,685 | 0.00351 | 96,808 | 479,825 | 0.97552 | 4,260,536 | 44.0 |
| **35** | 0.03169 | 3,014 | 0.00644 | 95,122 | 468,077 | 0.97455 | 3,780,710 | 39.7 |
| **40** | 0.01902 | 1,752 | 0.00384 | 92,108 | 456,162 | 0.97283 | 3,312,633 | 36.0 |
| **45** | 0.03548 | 3,206 | 0.00722 | 90,357 | 443,768 | 0.95851 | 2,856,471 | 31.6 |
| **50** | 0.04771 | 4,158 | 0.00978 | 87,151 | 425,358 | 0.95401 | 2,412,703 | 27.7 |
| **55** | 0.04417 | 3,666 | 0.00903 | 82,992 | 405,797 | 0.94458 | 1,987,345 | 23.9 |
| **60** | 0.06718 | 5,329 | 0.01390 | 79,326 | 383,309 | 0.91874 | 1,581,548 | 19.9 |
| **65** | 0.09636 | 7,130 | 0.02025 | 73,997 | 352,161 | 0.87994 | 1,198,239 | 16.2 |
| **70** | 0.14628 | 9,782 | 0.03157 | 66,867 | 309,881 | 0.81454 | 846,078 | 12.7 |
| **75** | 0.23134 | 13,206 | 0.05232 | 57,085 | 252,411 | 0.52926 [c] | 536,197 | 9.4 |
| **80+** | 1.00000 | 43,879 | 0.15462 | 43,879 | 283,786 | - | 283,786 | 6.5 |
| **Lelaki** *Male* | | | | | | | | |
| **0** | 0.01130 | 1,130 | 0.01142 | 100,000 | 98,955 | 0.98634 [a] | 6,745,474 | 67.5 |
| **1** | 0.00538 | 532 | 0.00135 | 98,870 | 394,213 | 0.99700 [b] | 6,646,519 | 67.2 |
| **5** | 0.00000 | - | 0.00000 | 98,338 | 491,689 | 1.00000 | 6,252,306 | 63.6 |
| **10** | 0.00000 | - | 0.00000 | 98,338 | 491,689 | 0.99166 | 5,760,617 | 58.6 |
| **15** | 0.01667 | 1,639 | 0.00336 | 98,338 | 487,591 | 0.99031 | 5,268,928 | 53.6 |
| **20** | 0.00259 | 250 | 0.00052 | 96,698 | 482,866 | 0.99198 | 4,781,338 | 49.4 |
| **25** | 0.01346 | 1,298 | 0.00271 | 96,448 | 478,995 | 0.97916 | 4,298,471 | 44.6 |
| **30** | 0.02833 | 2,695 | 0.00575 | 95,150 | 469,011 | 0.95954 | 3,819,476 | 40.1 |
| **35** | 0.05295 | 4,895 | 0.01088 | 92,455 | 450,034 | 0.95537 | 3,350,464 | 36.2 |
| **40** | 0.03584 | 3,138 | 0.00730 | 87,559 | 429,950 | 0.95742 | 2,900,430 | 33.1 |
| **45** | 0.04958 | 4,185 | 0.01017 | 84,421 | 411,641 | 0.93725 | 2,470,481 | 29.3 |
| **50** | 0.07661 | 6,147 | 0.01593 | 80,236 | 385,812 | 0.93554 | 2,058,840 | 25.7 |
| **55** | 0.05131 | 3,802 | 0.01053 | 74,089 | 360,941 | 0.93219 | 1,673,028 | 22.6 |
| **60** | 0.08519 | 5,988 | 0.01780 | 70,287 | 336,467 | 0.90260 | 1,312,087 | 18.7 |
| **65** | 0.11074 | 7,120 | 0.02345 | 64,300 | 303,697 | 0.85407 | 975,620 | 15.2 |
| **70** | 0.18550 | 10,607 | 0.04089 | 57,179 | 259,380 | 0.78775 | 671,923 | 11.8 |
| **75** | 0.24510 | 11,415 | 0.05587 | 46,573 | 204,326 | 0.50472 [c] | 412,543 | 8.9 |
| **80+** | 1.00000 | 35,158 | 0.16885 | 35,158 | 208,217 | - | 208,217 | 5.9 |
| **Perempuan** *Female* | | | | | | | | |
| **0** | 0.00196 | 196 | 0.00196 | 100,000 | 99,815 | 0.99806 [a] | 7,762,374 | 77.6 |
| **1** | 0.00000 | - | 0.00000 | 99,804 | 399,216 | 0.99998 [b] | 7,662,559 | 76.8 |
| **5** | 0.00000 | - | 0.00000 | 99,804 | 499,021 | 1.00000 | 7,263,342 | 72.8 |
| **10** | 0.00000 | - | 0.00000 | 99,804 | 499,021 | 0.99876 | 6,764,322 | 67.8 |
| **15** | 0.00248 | 248 | 0.00050 | 99,804 | 498,401 | 0.99753 | 6,265,301 | 62.8 |
| **20** | 0.00246 | 244 | 0.00049 | 99,556 | 497,170 | 0.99505 | 5,766,901 | 57.9 |
| **25** | 0.00745 | 739 | 0.00149 | 99,312 | 494,710 | 0.99309 | 5,269,731 | 53.1 |
| **30** | 0.00637 | 627 | 0.00128 | 98,572 | 491,293 | 0.99131 | 4,775,021 | 48.4 |
| **35** | 0.01103 | 1,080 | 0.00222 | 97,945 | 487,024 | 0.99265 | 4,283,728 | 43.7 |
| **40** | 0.00364 | 353 | 0.00073 | 96,865 | 483,443 | 0.98689 | 3,796,704 | 39.2 |
| **45** | 0.02262 | 2,183 | 0.00458 | 96,512 | 477,104 | 0.98060 | 3,313,261 | 34.3 |
| **50** | 0.01611 | 1,520 | 0.00325 | 94,329 | 467,847 | 0.97358 | 2,836,157 | 30.1 |
| **55** | 0.03690 | 3,425 | 0.00752 | 92,809 | 455,486 | 0.95708 | 2,368,309 | 25.5 |
| **60** | 0.04916 | 4,395 | 0.01008 | 89,385 | 435,938 | 0.93452 | 1,912,823 | 21.4 |
| **65** | 0.08264 | 7,024 | 0.01724 | 84,990 | 407,391 | 0.90727 | 1,476,886 | 17.4 |
| **70** | 0.10372 | 8,087 | 0.02188 | 77,966 | 369,614 | 0.84142 | 1,069,494 | 13.7 |
| **75** | 0.21978 | 15,358 | 0.04938 | 69,879 | 311,002 | 0.55564 [c] | 699,880 | 10.0 |
| **80+** | 1.00000 | 54,521 | 0.14020 | 54,521 | 388,878 | - | 388,878 | 7.1 |

**Nota:** *Notes:*
[a] **Daripada umur 0 hingga kumpulan umur 1-4** *From age of 0 to age group 1-4*
[b] **Daripada umur 0, kumpulan umur 1-4 hingga kumpulan umur 5-9** *From age of 0, age group 1-4 to age group 5-9*
[c] **Daripada umur 75 hingga 80+** *From age of 75 to 80+*
[P] **Permulaan** *Preliminary*

**Jadual 4.11.15: Jadual hayat ringkas mengikut jantina dan umur, Sibu, Sarawak, 2025[p]**
*Table 4.11.15: Abridged life table by sex and age, Sibu, Sarawak, 2025 [p]*

| **Umur** *Age* | **Kebarangkalian mati di antara umur x dan umur x+n** *Probability of dying between age x and age x+n* | **Bilangan kematian di antara umur x dan umur x+n** *Number of deaths between age x and age x+n* | **Kadar tengah mortaliti di antara umur x dan umur x+n** *Central mortality rate between age x and age x+n* | **Penakat (orang yang masih hidup) pada umur tepat x** *Survivors at exact age x* | **Bilangan orang hidup-tahun di antara umur x dan umur x+n** *Number of person-years lived between age x and age x+n* | **Nisbah ketakatan** *Survival ratio* | **Jumlah bilangan orang hidup-tahun selepas umur tepat x** *Total number of person-years lived after exact age x* | **Jangkaan hayat** *Life expectancy* |
|---|---|---|---|---|---|---|---|---|
| **x** | $_nq_x$ | $_nd_x$ | $_nm_x$ | $l_x$ | $_nL_x$ | $_nS_x$ | $T_x$ | $e_x$ |
| **Lelaki dan Perempuan** *Both sexes* | | | | | | | | |
| **0** | 0.00695 | 695 | 0.00700 | 100,000 | 99,354 | 0.99274 [a] | 7,670,828 | 76.7 |
| **1** | 0.00083 | 82 | 0.00021 | 99,305 | 397,014 | 0.99920 [b] | 7,571,474 | 76.2 |
| **5** | 0.00056 | 56 | 0.00011 | 99,222 | 495,974 | 0.99929 | 7,174,460 | 72.3 |
| **10** | 0.00086 | 85 | 0.00017 | 99,167 | 495,621 | 0.99881 | 6,678,486 | 67.3 |
| **15** | 0.00153 | 151 | 0.00031 | 99,082 | 495,030 | 0.99809 | 6,182,865 | 62.4 |
| **20** | 0.00229 | 227 | 0.00046 | 98,930 | 494,084 | 0.99725 | 5,687,835 | 57.5 |
| **25** | 0.00320 | 316 | 0.00064 | 98,703 | 492,726 | 0.99585 | 5,193,751 | 52.6 |
| **30** | 0.00511 | 503 | 0.00103 | 98,387 | 490,679 | 0.99335 | 4,701,025 | 47.8 |
| **35** | 0.00819 | 801 | 0.00164 | 97,884 | 487,418 | 0.98867 | 4,210,345 | 43.0 |
| **40** | 0.01449 | 1,407 | 0.00292 | 97,083 | 481,897 | 0.98343 | 3,722,927 | 38.3 |
| **45** | 0.01868 | 1,787 | 0.00377 | 95,676 | 473,911 | 0.97686 | 3,241,030 | 33.9 |
| **50** | 0.02768 | 2,599 | 0.00561 | 93,889 | 462,947 | 0.96761 | 2,767,119 | 29.5 |
| **55** | 0.03723 | 3,399 | 0.00759 | 91,290 | 447,954 | 0.95822 | 2,304,172 | 25.2 |
| **60** | 0.04652 | 4,088 | 0.00952 | 87,892 | 429,237 | 0.93867 | 1,856,218 | 21.1 |
| **65** | 0.07687 | 6,442 | 0.01599 | 83,803 | 402,910 | 0.89393 | 1,426,981 | 17.0 |
| **70** | 0.13770 | 10,652 | 0.02958 | 77,361 | 360,174 | 0.82638 | 1,024,071 | 13.2 |
| **75** | 0.21529 | 14,362 | 0.04825 | 66,709 | 297,640 | 0.55168 [c] | 663,897 | 10.0 |
| **80+** | 1.00000 | 52,347 | 0.14292 | 52,347 | 366,257 | - | 366,257 | 7.0 |
| **Lelaki** *Male* | | | | | | | | |
| **0** | 0.00771 | 771 | 0.00777 | 100,000 | 99,279 | 0.99196 [a] | 7,427,947 | 74.3 |
| **1** | 0.00091 | 90 | 0.00023 | 99,229 | 396,701 | 0.99910 [b] | 7,328,669 | 73.9 |
| **5** | 0.00064 | 64 | 0.00013 | 99,139 | 495,533 | 0.99922 | 6,931,967 | 69.9 |
| **10** | 0.00092 | 91 | 0.00018 | 99,075 | 495,147 | 0.99859 | 6,436,434 | 65.0 |
| **15** | 0.00190 | 188 | 0.00038 | 98,984 | 494,450 | 0.99714 | 5,941,287 | 60.0 |
| **20** | 0.00382 | 377 | 0.00076 | 98,796 | 493,036 | 0.99574 | 5,446,837 | 55.1 |
| **25** | 0.00470 | 462 | 0.00094 | 98,419 | 490,938 | 0.99446 | 4,953,801 | 50.3 |
| **30** | 0.00639 | 626 | 0.00128 | 97,956 | 488,217 | 0.99102 | 4,462,863 | 45.6 |
| **35** | 0.01159 | 1,128 | 0.00233 | 97,330 | 483,833 | 0.98423 | 3,974,646 | 40.8 |
| **40** | 0.02000 | 1,924 | 0.00404 | 96,203 | 476,204 | 0.97781 | 3,490,813 | 36.3 |
| **45** | 0.02443 | 2,304 | 0.00495 | 94,279 | 465,636 | 0.96999 | 3,014,608 | 32.0 |
| **50** | 0.03572 | 3,286 | 0.00727 | 91,975 | 451,662 | 0.95662 | 2,548,973 | 27.7 |
| **55** | 0.05131 | 4,551 | 0.01053 | 88,690 | 432,071 | 0.94723 | 2,097,310 | 23.6 |
| **60** | 0.05431 | 4,569 | 0.01116 | 84,139 | 409,272 | 0.92438 | 1,665,239 | 19.8 |
| **65** | 0.09816 | 7,811 | 0.02065 | 79,570 | 378,321 | 0.86854 | 1,255,967 | 15.8 |
| **70** | 0.16838 | 12,083 | 0.03677 | 71,759 | 328,587 | 0.79202 | 877,646 | 12.2 |
| **75** | 0.25560 | 15,253 | 0.05861 | 59,676 | 260,247 | 0.52601 [c] | 549,059 | 9.2 |
| **80+** | 1.00000 | 44,423 | 0.15381 | 44,423 | 288,812 | - | 288,812 | 6.5 |
| **Perempuan** *Female* | | | | | | | | |
| **0** | 0.00614 | 614 | 0.00617 | 100,000 | 99,428 | 0.99358 [a] | 7,936,594 | 79.4 |
| **1** | 0.00074 | 73 | 0.00018 | 99,386 | 397,362 | 0.99931 [b] | 7,837,166 | 78.9 |
| **5** | 0.00047 | 46 | 0.00009 | 99,313 | 496,447 | 0.99937 | 7,439,804 | 74.9 |
| **10** | 0.00080 | 79 | 0.00016 | 99,266 | 496,132 | 0.99905 | 6,943,357 | 69.9 |
| **15** | 0.00110 | 109 | 0.00022 | 99,187 | 495,662 | 0.99922 | 6,447,224 | 65.0 |
| **20** | 0.00047 | 47 | 0.00009 | 99,078 | 495,273 | 0.99911 | 5,951,563 | 60.1 |
| **25** | 0.00131 | 130 | 0.00026 | 99,031 | 494,830 | 0.99755 | 5,456,290 | 55.1 |
| **30** | 0.00358 | 354 | 0.00072 | 98,901 | 493,619 | 0.99599 | 4,961,460 | 50.2 |
| **35** | 0.00444 | 437 | 0.00089 | 98,547 | 491,641 | 0.99343 | 4,467,841 | 45.3 |
| **40** | 0.00872 | 855 | 0.00175 | 98,110 | 488,410 | 0.98917 | 3,976,200 | 40.5 |
| **45** | 0.01295 | 1,260 | 0.00261 | 97,254 | 483,123 | 0.98344 | 3,487,790 | 35.9 |
| **50** | 0.02021 | 1,940 | 0.00408 | 95,995 | 475,125 | 0.97800 | 3,004,667 | 31.3 |
| **55** | 0.02383 | 2,241 | 0.00482 | 94,055 | 464,672 | 0.96877 | 2,529,542 | 26.9 |
| **60** | 0.03881 | 3,563 | 0.00792 | 91,814 | 450,161 | 0.95201 | 2,064,869 | 22.5 |
| **65** | 0.05754 | 5,078 | 0.01185 | 88,250 | 428,557 | 0.91749 | 1,614,709 | 18.3 |
| **70** | 0.10901 | 9,067 | 0.02306 | 83,172 | 393,195 | 0.85691 | 1,186,152 | 14.3 |
| **75** | 0.18133 | 13,438 | 0.03988 | 74,106 | 336,933 | 0.57509 [c] | 792,957 | 10.7 |
| **80+** | 1.00000 | 60,668 | 0.13304 | 60,668 | 456,023 | - | 456,023 | 7.5 |

**Nota:** *Notes:*
[a] **Daripada umur 0 hingga kumpulan umur 1-4**
*From age of 0 to age group 1-4*
[b] **Daripada umur 0, kumpulan umur 1-4 hingga kumpulan umur 5-9**
*From age of 0, age group 1-4 to age group 5-9*
[c] **Daripada umur 75 hingga 80+**
*From age of 75 to 80+*
[p] **Permulaan**
*Preliminary*

**Jadual 4.11.16: Jadual hayat ringkas mengikut jantina dan umur, Dalat, Sarawak, 2025[p]**
*Table 4.11.16: Abridged life table by sex and age, Dalat, Sarawak, 2025 [p]*

| **Umur** *Age* | **Kebarangkalian mati di antara umur x dan umur x+n** *Probability of dying between age x and age x+n* | **Bilangan kematian di antara umur x dan umur x+n** *Number of deaths between age x and age x+n* | **Kadar tengah mortaliti di antara umur x dan umur x+n** *Central mortality rate between age x and age x+n* | **Penakat (orang yang masih hidup) pada umur tepat x** *Survivors at exact age x* | **Bilangan orang hidup-tahun di antara umur x dan umur x+n** *Number of person-years lived between age x and age x+n* | **Nisbah ketakatan** *Survival ratio* | **Jumlah bilangan orang hidup-tahun selepas umur tepat x** *Total number of person-years lived after exact age x* | **Jangkaan hayat** *Life expectancy* |
|---|---|---|---|---|---|---|---|---|
| **x** | $_nq_x$ | $_nd_x$ | $_nm_x$ | $l_x$ | $_nL_x$ | $_nS_x$ | $T_x$ | $e_x$ |
| **Lelaki dan Perempuan** *Both sexes* | | | | | | | | |
| **0** | 0.00545 | 545 | 0.00548 | 100,000 | 99,491 | 0.99462 [a] | 7,306,659 | 73.1 |
| **1** | 0.00000 | - | 0.00000 | 99,455 | 397,820 | 0.99723 [b] | 7,207,168 | 72.5 |
| **5** | 0.00540 | 537 | 0.00108 | 99,455 | 495,933 | 0.99553 | 6,809,348 | 68.5 |
| **10** | 0.00353 | 349 | 0.00071 | 98,918 | 493,718 | 0.99603 | 6,313,415 | 63.8 |
| **15** | 0.00441 | 435 | 0.00088 | 98,569 | 491,758 | 0.99485 | 5,819,698 | 59.0 |
| **20** | 0.00590 | 579 | 0.00118 | 98,134 | 489,223 | 0.99472 | 5,327,939 | 54.3 |
| **25** | 0.00464 | 453 | 0.00093 | 97,555 | 486,643 | 0.99529 | 4,838,716 | 49.6 |
| **30** | 0.00478 | 464 | 0.00096 | 97,102 | 484,349 | 0.98765 | 4,352,073 | 44.8 |
| **35** | 0.01996 | 1,929 | 0.00403 | 96,638 | 478,367 | 0.98080 | 3,867,724 | 40.0 |
| **40** | 0.01843 | 1,746 | 0.00372 | 94,709 | 469,180 | 0.97681 | 3,389,357 | 35.8 |
| **45** | 0.02803 | 2,606 | 0.00569 | 92,963 | 458,302 | 0.95750 | 2,920,177 | 31.4 |
| **50** | 0.05740 | 5,186 | 0.01182 | 90,358 | 438,823 | 0.94454 | 2,461,875 | 27.2 |
| **55** | 0.05340 | 4,549 | 0.01097 | 85,172 | 414,486 | 0.95130 | 2,023,052 | 23.8 |
| **60** | 0.04373 | 3,526 | 0.00894 | 80,623 | 394,300 | 0.92914 | 1,608,566 | 20.0 |
| **65** | 0.09922 | 7,650 | 0.02088 | 77,097 | 366,361 | 0.87419 | 1,214,265 | 15.7 |
| **70** | 0.15534 | 10,788 | 0.03368 | 69,447 | 320,268 | 0.79204 | 847,904 | 12.2 |
| **75** | 0.27027 | 15,854 | 0.06250 | 58,660 | 253,664 | 0.51924 [c] | 527,636 | 9.0 |
| **80+** | 1.00000 | 42,806 | 0.15624 | 42,806 | 273,972 | - | 273,972 | 6.4 |
| **Lelaki** *Male* | | | | | | | | |
| **0** | 0.00560 | 560 | 0.00563 | 100,000 | 99,473 | 0.99446 [a] | 7,167,771 | 71.7 |
| **1** | 0.00000 | - | 0.00000 | 99,440 | 397,759 | 0.99789 [b] | 7,068,299 | 71.1 |
| **5** | 0.00409 | 407 | 0.00082 | 99,440 | 496,182 | 0.99682 | 6,670,539 | 67.1 |
| **10** | 0.00227 | 225 | 0.00045 | 99,033 | 494,602 | 0.99471 | 6,174,358 | 62.3 |
| **15** | 0.00832 | 822 | 0.00167 | 98,808 | 491,986 | 0.99352 | 5,679,755 | 57.5 |
| **20** | 0.00464 | 454 | 0.00093 | 97,986 | 488,796 | 0.99518 | 5,187,770 | 52.9 |
| **25** | 0.00501 | 488 | 0.00100 | 97,532 | 486,439 | 0.99310 | 4,698,974 | 48.2 |
| **30** | 0.00880 | 854 | 0.00177 | 97,044 | 483,084 | 0.98529 | 4,212,534 | 43.4 |
| **35** | 0.02067 | 1,988 | 0.00418 | 96,190 | 475,979 | 0.97662 | 3,729,450 | 38.8 |
| **40** | 0.02614 | 2,463 | 0.00530 | 94,202 | 464,852 | 0.96926 | 3,253,471 | 34.5 |
| **45** | 0.03546 | 3,253 | 0.00722 | 91,739 | 450,563 | 0.94934 | 2,788,619 | 30.4 |
| **50** | 0.06642 | 5,877 | 0.01374 | 88,486 | 427,738 | 0.92921 | 2,338,056 | 26.4 |
| **55** | 0.07547 | 6,235 | 0.01569 | 82,609 | 397,459 | 0.93174 | 1,910,319 | 23.1 |
| **60** | 0.06045 | 4,617 | 0.01247 | 76,374 | 370,330 | 0.91739 | 1,512,860 | 19.8 |
| **65** | 0.10619 | 7,620 | 0.02243 | 71,757 | 339,738 | 0.89438 | 1,142,531 | 15.9 |
| **70** | 0.10497 | 6,733 | 0.02216 | 64,138 | 303,856 | 0.80610 | 802,793 | 12.5 |
| **75** | 0.29326 | 16,834 | 0.06873 | 57,405 | 244,938 | 0.50908 [c] | 498,937 | 8.7 |
| **80+** | 1.00000 | 40,571 | 0.15973 | 40,571 | 253,998 | - | 253,998 | 6.3 |
| **Perempuan** *Female* | | | | | | | | |
| **0** | 0.00531 | 531 | 0.00533 | 100,000 | 99,504 | 0.99476 [a] | 7,460,520 | 74.6 |
| **1** | 0.00000 | - | 0.00000 | 99,469 | 397,878 | 0.99650 [b] | 7,361,016 | 74.0 |
| **5** | 0.00686 | 683 | 0.00138 | 99,469 | 495,641 | 0.99413 | 6,963,138 | 70.0 |
| **10** | 0.00488 | 482 | 0.00098 | 98,787 | 492,730 | 0.99756 | 6,467,497 | 65.5 |
| **15** | 0.00000 | - | 0.00000 | 98,305 | 491,526 | 0.99629 | 5,974,767 | 60.8 |
| **20** | 0.00742 | 730 | 0.00149 | 98,305 | 489,702 | 0.99419 | 5,483,241 | 55.8 |
| **25** | 0.00419 | 409 | 0.00084 | 97,576 | 486,856 | 0.99790 | 4,993,539 | 51.2 |
| **30** | 0.00000 | - | 0.00000 | 97,167 | 485,834 | 0.99043 | 4,506,683 | 46.4 |
| **35** | 0.01914 | 1,860 | 0.00386 | 97,167 | 481,185 | 0.98568 | 4,020,849 | 41.4 |
| **40** | 0.00941 | 897 | 0.00189 | 95,307 | 474,293 | 0.98501 | 3,539,664 | 37.1 |
| **45** | 0.02062 | 1,947 | 0.00417 | 94,410 | 467,184 | 0.96582 | 3,065,371 | 32.5 |
| **50** | 0.04802 | 4,440 | 0.00984 | 92,464 | 451,218 | 0.95992 | 2,598,187 | 28.1 |
| **55** | 0.03175 | 2,794 | 0.00645 | 88,024 | 433,132 | 0.96977 | 2,146,969 | 24.4 |
| **60** | 0.02867 | 2,443 | 0.00582 | 85,229 | 420,037 | 0.93979 | 1,713,837 | 20.1 |
| **65** | 0.09269 | 7,673 | 0.01944 | 82,786 | 394,745 | 0.85853 | 1,293,800 | 15.6 |
| **70** | 0.19523 | 14,664 | 0.04327 | 75,112 | 338,902 | 0.77933 | 899,055 | 12.0 |
| **75** | 0.25229 | 15,251 | 0.05774 | 60,448 | 264,115 | 0.52849 [c] | 560,153 | 9.3 |
| **80+** | 1.00000 | 45,198 | 0.15268 | 45,198 | 296,038 | - | 296,038 | 6.5 |

**Nota:** *Notes:*
[a] **Daripada umur 0 hingga kumpulan umur 1-4**
*From age of 0 to age group 1-4*
[b] **Daripada umur 0, kumpulan umur 1-4 hingga kumpulan umur 5-9**
*From age of 0, age group 1-4 to age group 5-9*
[c] **Daripada umur 75 hingga 80+**
*From age of 75 to 80+*
[p] **Permulaan**
*Preliminary*

**Jadual 4.11.17: Jadual hayat ringkas mengikut jantina dan umur, Mukah, Sarawak, 2025[p]**

*Table 4.11.17: Abridged life table by sex and age, Mukah, Sarawak, 2025 [p]*

| **Umur** *Age* | **Kebarangkalian mati di antara umur x dan umur x+n** *Probability of dying between age x and age x+n* | **Bilangan kematian di antara umur x dan umur x+n** *Number of deaths between age x and age x+n* | **Kadar tengah mortaliti di antara umur x dan umur x+n** *Central mortality rate between age x and age x+n* | **Penakat (orang yang masih hidup) pada umur tepat x** *Survivors at exact age x* | **Bilangan orang hidup-tahun di antara umur x dan umur x+n** *Number of person-years lived between age x and age x+n* | **Nisbah ketakatan** *Survival ratio* | **Jumlah bilangan orang hidup-tahun selepas umur tepat x** *Total number of person-years lived after exact age x* | **Jangkaan hayat** *Life expectancy* |
|---|---|---|---|---|---|---|---|---|
| **x** | $_nq_x$ | $_nd_x$ | $_nm_x$ | $l_x$ | $_nL_x$ | $_nS_x$ | $T_x$ | $e_x$ |
| **Lelaki dan Perempuan** *Both sexes* | | | | | | | | |
| **0** | 0.00553 | 553 | 0.00556 | 100,000 | 99,484 | 0.99215 [a] | 7,244,130 | 72.4 |
| **1** | 0.00485 | 483 | 0.00122 | 99,447 | 396,589 | 0.99669 [b] | 7,144,646 | 71.8 |
| **5** | 0.00158 | 156 | 0.00032 | 98,964 | 494,432 | 0.99840 | 6,748,057 | 68.2 |
| **10** | 0.00162 | 160 | 0.00033 | 98,809 | 493,641 | 0.99794 | 6,253,624 | 63.3 |
| **15** | 0.00250 | 247 | 0.00050 | 98,648 | 492,624 | 0.99739 | 5,759,983 | 58.4 |
| **20** | 0.00272 | 268 | 0.00055 | 98,401 | 491,337 | 0.99493 | 5,267,359 | 53.5 |
| **25** | 0.00742 | 729 | 0.00149 | 98,133 | 488,845 | 0.99133 | 4,776,022 | 48.7 |
| **30** | 0.00992 | 966 | 0.00199 | 97,405 | 484,609 | 0.98858 | 4,287,177 | 44.0 |
| **35** | 0.01294 | 1,248 | 0.00260 | 96,439 | 479,075 | 0.98339 | 3,802,568 | 39.4 |
| **40** | 0.02034 | 1,936 | 0.00411 | 95,191 | 471,115 | 0.97082 | 3,323,493 | 34.9 |
| **45** | 0.03821 | 3,563 | 0.00779 | 93,255 | 457,367 | 0.96448 | 2,852,377 | 30.6 |
| **50** | 0.03273 | 2,936 | 0.00666 | 89,692 | 441,121 | 0.95282 | 2,395,010 | 26.7 |
| **55** | 0.06211 | 5,389 | 0.01282 | 86,756 | 420,310 | 0.93524 | 1,953,889 | 22.5 |
| **60** | 0.06758 | 5,499 | 0.01399 | 81,368 | 393,091 | 0.91262 | 1,533,579 | 18.8 |
| **65** | 0.10862 | 8,241 | 0.02297 | 75,869 | 358,742 | 0.86546 | 1,140,488 | 15.0 |
| **70** | 0.16362 | 11,065 | 0.03564 | 67,628 | 310,477 | 0.76368 | 781,746 | 11.6 |
| **75** | 0.32325 | 18,284 | 0.07711 | 56,563 | 237,103 | 0.49688 [c] | 471,270 | 8.3 |
| **80+** | 1.00000 | 38,279 | 0.16347 | 38,279 | 234,166 | - | 234,166 | 6.1 |
| **Lelaki** *Male* | | | | | | | | |
| **0** | 0.00491 | 491 | 0.00493 | 100,000 | 99,537 | 0.99270 [a] | 7,047,361 | 70.5 |
| **1** | 0.00520 | 517 | 0.00130 | 99,509 | 396,815 | 0.99719 [b] | 6,947,824 | 69.8 |
| **5** | 0.00000 | - | 0.00000 | 98,992 | 494,959 | 0.99896 | 6,551,009 | 66.2 |
| **10** | 0.00209 | 207 | 0.00042 | 98,992 | 494,443 | 0.99800 | 6,056,050 | 61.2 |
| **15** | 0.00192 | 189 | 0.00038 | 98,785 | 493,453 | 0.99689 | 5,561,607 | 56.3 |
| **20** | 0.00430 | 424 | 0.00086 | 98,596 | 491,919 | 0.99288 | 5,068,153 | 51.4 |
| **25** | 0.00994 | 976 | 0.00200 | 98,172 | 488,419 | 0.98938 | 4,576,234 | 46.6 |
| **30** | 0.01132 | 1,100 | 0.00228 | 97,196 | 483,230 | 0.98538 | 4,087,815 | 42.1 |
| **35** | 0.01796 | 1,726 | 0.00363 | 96,096 | 476,164 | 0.97624 | 3,604,585 | 37.5 |
| **40** | 0.02966 | 2,799 | 0.00602 | 94,370 | 464,851 | 0.95762 | 3,128,421 | 33.2 |
| **45** | 0.05549 | 5,082 | 0.01142 | 91,571 | 445,149 | 0.95015 | 2,663,570 | 29.1 |
| **50** | 0.04388 | 3,795 | 0.00897 | 86,489 | 422,958 | 0.94729 | 2,218,421 | 25.6 |
| **55** | 0.06194 | 5,122 | 0.01278 | 82,694 | 400,666 | 0.93754 | 1,795,463 | 21.7 |
| **60** | 0.06301 | 4,888 | 0.01301 | 77,572 | 375,641 | 0.89076 | 1,394,798 | 18.0 |
| **65** | 0.15858 | 11,526 | 0.03445 | 72,684 | 334,606 | 0.83372 | 1,019,157 | 14.0 |
| **70** | 0.17544 | 10,729 | 0.03846 | 61,158 | 278,966 | 0.75286 | 684,551 | 11.2 |
| **75** | 0.33410 | 16,848 | 0.08022 | 50,428 | 210,022 | 0.48218 [c] | 405,585 | 8.0 |
| **80+** | 1.00000 | 33,580 | 0.17171 | 33,580 | 195,563 | - | 195,563 | 5.8 |
| **Perempuan** *Female* | | | | | | | | |
| **0** | 0.00615 | 615 | 0.00619 | 100,000 | 99,427 | 0.99172 [a] | 7,479,907 | 74.8 |
| **1** | 0.00448 | 445 | 0.00112 | 99,385 | 396,432 | 0.99605 [b] | 7,380,481 | 74.3 |
| **5** | 0.00323 | 319 | 0.00065 | 98,939 | 493,899 | 0.99782 | 6,984,049 | 70.6 |
| **10** | 0.00113 | 111 | 0.00023 | 98,620 | 492,822 | 0.99787 | 6,490,150 | 65.8 |
| **15** | 0.00314 | 309 | 0.00063 | 98,509 | 491,773 | 0.99795 | 5,997,328 | 60.9 |
| **20** | 0.00096 | 94 | 0.00019 | 98,200 | 490,764 | 0.99719 | 5,505,555 | 56.1 |
| **25** | 0.00467 | 458 | 0.00094 | 98,106 | 489,383 | 0.99359 | 5,014,791 | 51.1 |
| **30** | 0.00815 | 796 | 0.00164 | 97,648 | 486,248 | 0.99241 | 4,525,407 | 46.3 |
| **35** | 0.00703 | 681 | 0.00141 | 96,852 | 482,556 | 0.99190 | 4,039,159 | 41.7 |
| **40** | 0.00917 | 882 | 0.00184 | 96,171 | 478,647 | 0.98662 | 3,556,604 | 37.0 |
| **45** | 0.01762 | 1,679 | 0.00356 | 95,288 | 472,244 | 0.98125 | 3,077,956 | 32.3 |
| **50** | 0.01990 | 1,863 | 0.00402 | 93,609 | 463,390 | 0.95911 | 2,605,712 | 27.8 |
| **55** | 0.06231 | 5,716 | 0.01286 | 91,747 | 444,442 | 0.93274 | 2,142,322 | 23.4 |
| **60** | 0.07255 | 6,242 | 0.01506 | 86,030 | 414,547 | 0.93370 | 1,697,880 | 19.7 |
| **65** | 0.05955 | 4,752 | 0.01228 | 79,789 | 387,065 | 0.89560 | 1,283,332 | 16.1 |
| **70** | 0.15209 | 11,412 | 0.03292 | 75,037 | 346,655 | 0.77349 | 896,267 | 11.9 |
| **75** | 0.31429 | 19,996 | 0.07458 | 63,625 | 268,133 | 0.51214 [c] | 549,613 | 8.6 |
| **80+** | 1.00000 | 43,628 | 0.15500 | 43,628 | 281,480 | - | 281,480 | 6.5 |

**Nota:** *Notes:*

[a] **Daripada umur 0 hingga kumpulan umur 1-4**
*From age of 0 to age group 1-4*

[b] **Daripada umur 0, kumpulan umur 1-4 hingga kumpulan umur 5-9**
*From age of 0, age group 1-4 to age group 5-9*

[c] **Daripada umur 75 hingga 80+**
*From age of 75 to 80+*

[p] **Permulaan**
*Preliminary*

**Jadual 4.11.18: Jadual hayat ringkas mengikut jantina dan umur, Kanowit, Sarawak, 2025[p]**
*Table 4.11.18: Abridged life table by sex and age, Kanowit, Sarawak, 2025 [p]*

| **Umur** *Age* | **Kebarangkalian mati di antara umur x dan umur x+n** *Probability of dying between age x and age x+n* | **Bilangan kematian di antara umur x dan umur x+n** *Number of deaths between age x and age x+n* | **Kadar tengah mortaliti di antara umur x dan umur x+n** *Central mortality rate between age x and age x+n* | **Penakat (orang yang masih hidup) pada umur tepat x** *Survivors at exact age x* | **Bilangan orang hidup-tahun di antara umur x dan umur x+n** *Number of person-years lived between age x and age x+n* | **Nisbah ketakatan** *Survival ratio* | **Jumlah bilangan orang hidup-tahun selepas umur tepat x** *Total number of person-years lived after exact age x* | **Jangkaan hayat** *Life expectancy* |
|---|---|---|---|---|---|---|---|---|
| **x** | $_nq_x$ | $_nd_x$ | $_nm_x$ | $l_x$ | $_nL_x$ | $_nS_x$ | $T_x$ | $e_x$ |
| **Lelaki dan Perempuan** *Both sexes* | | | | | | | | |
| **0** | 0.00589 | 589 | 0.00592 | 100,000 | 99,451 | 0.99381 [a] | 6,954,712 | 69.5 |
| **1** | 0.00076 | 76 | 0.00019 | 99,411 | 397,456 | 0.99900 [b] | 6,855,261 | 69.0 |
| **5** | 0.00106 | 106 | 0.00021 | 99,335 | 496,413 | 0.99814 | 6,457,805 | 65.0 |
| **10** | 0.00267 | 265 | 0.00053 | 99,230 | 495,487 | 0.99650 | 5,961,392 | 60.1 |
| **15** | 0.00433 | 429 | 0.00087 | 98,965 | 493,753 | 0.99551 | 5,465,905 | 55.2 |
| **20** | 0.00465 | 458 | 0.00093 | 98,536 | 491,536 | 0.98875 | 4,972,152 | 50.5 |
| **25** | 0.01789 | 1,755 | 0.00361 | 98,078 | 486,005 | 0.98592 | 4,480,616 | 45.7 |
| **30** | 0.01020 | 983 | 0.00205 | 96,324 | 479,161 | 0.98064 | 3,994,611 | 41.5 |
| **35** | 0.02862 | 2,728 | 0.00581 | 95,341 | 469,883 | 0.96723 | 3,515,449 | 36.9 |
| **40** | 0.03705 | 3,431 | 0.00755 | 92,612 | 454,485 | 0.95977 | 3,045,566 | 32.9 |
| **45** | 0.04354 | 3,883 | 0.00890 | 89,182 | 436,200 | 0.94933 | 2,591,081 | 29.1 |
| **50** | 0.05811 | 4,957 | 0.01197 | 85,298 | 414,100 | 0.93632 | 2,154,881 | 25.3 |
| **55** | 0.06959 | 5,591 | 0.01442 | 80,341 | 387,731 | 0.92025 | 1,740,781 | 21.7 |
| **60** | 0.09066 | 6,777 | 0.01899 | 74,751 | 356,811 | 0.89449 | 1,353,050 | 18.1 |
| **65** | 0.12184 | 8,282 | 0.02595 | 67,974 | 319,164 | 0.84441 | 996,239 | 14.7 |
| **70** | 0.19402 | 11,582 | 0.04297 | 59,692 | 269,506 | 0.76468 | 677,076 | 11.3 |
| **75** | 0.28657 | 13,787 | 0.06690 | 48,110 | 206,084 | 0.49436 [c] | 407,570 | 8.5 |
| **80+** | 1.00000 | 34,323 | 0.17035 | 34,323 | 201,486 | - | 201,486 | 5.9 |
| **Lelaki** *Male* | | | | | | | | |
| **0** | 0.00623 | 623 | 0.00627 | 100,000 | 99,415 | 0.99384 [a] | 6,525,482 | 65.3 |
| **1** | 0.00000 | - | 0.00000 | 99,377 | 397,508 | 0.99894 [b] | 6,426,067 | 64.7 |
| **5** | 0.00198 | 196 | 0.00040 | 99,377 | 496,394 | 0.99816 | 6,028,559 | 60.7 |
| **10** | 0.00170 | 169 | 0.00034 | 99,181 | 495,481 | 0.99483 | 5,532,165 | 55.8 |
| **15** | 0.00864 | 855 | 0.00173 | 99,012 | 492,921 | 0.99177 | 5,036,685 | 50.9 |
| **20** | 0.00782 | 767 | 0.00157 | 98,157 | 488,865 | 0.98209 | 4,543,764 | 46.3 |
| **25** | 0.02809 | 2,736 | 0.00570 | 97,389 | 480,108 | 0.97808 | 4,054,899 | 41.6 |
| **30** | 0.01556 | 1,473 | 0.00314 | 94,654 | 469,586 | 0.97293 | 3,574,791 | 37.8 |
| **35** | 0.03876 | 3,612 | 0.00791 | 93,181 | 456,873 | 0.95151 | 3,105,206 | 33.3 |
| **40** | 0.05862 | 5,250 | 0.01208 | 89,569 | 434,719 | 0.93769 | 2,648,332 | 29.6 |
| **45** | 0.06623 | 5,584 | 0.01370 | 84,319 | 407,633 | 0.92221 | 2,213,613 | 26.3 |
| **50** | 0.09017 | 7,100 | 0.01889 | 78,735 | 375,924 | 0.90761 | 1,805,980 | 22.9 |
| **55** | 0.09482 | 6,792 | 0.01991 | 71,635 | 341,194 | 0.89204 | 1,430,056 | 20.0 |
| **60** | 0.12248 | 7,942 | 0.02609 | 64,843 | 304,359 | 0.86274 | 1,088,862 | 16.8 |
| **65** | 0.15410 | 8,768 | 0.03339 | 56,901 | 262,583 | 0.82261 | 784,503 | 13.8 |
| **70** | 0.20492 | 9,863 | 0.04566 | 48,133 | 216,005 | 0.75131 | 521,920 | 10.8 |
| **75** | 0.30374 | 11,624 | 0.07163 | 38,269 | 162,287 | 0.46950 [c] | 305,915 | 8.0 |
| **80+** | 1.00000 | 26,645 | 0.18552 | 26,645 | 143,628 | - | 143,628 | 5.4 |
| **Perempuan** *Female* | | | | | | | | |
| **0** | 0.00552 | 552 | 0.00555 | 100,000 | 99,485 | 0.99377 [a] | 7,447,932 | 74.5 |
| **1** | 0.00158 | 158 | 0.00040 | 99,448 | 397,400 | 0.99913 [b] | 7,348,447 | 73.9 |
| **5** | 0.00000 | - | 0.00000 | 99,290 | 496,451 | 0.99814 | 6,951,047 | 70.0 |
| **10** | 0.00372 | 369 | 0.00074 | 99,290 | 495,529 | 0.99814 | 6,454,596 | 65.0 |
| **15** | 0.00000 | - | 0.00000 | 98,921 | 494,606 | 0.99923 | 5,959,067 | 60.2 |
| **20** | 0.00153 | 152 | 0.00031 | 98,921 | 494,226 | 0.99559 | 5,464,461 | 55.2 |
| **25** | 0.00729 | 720 | 0.00146 | 98,769 | 492,046 | 0.99420 | 4,970,235 | 50.3 |
| **30** | 0.00429 | 421 | 0.00086 | 98,049 | 489,193 | 0.98848 | 4,478,189 | 45.7 |
| **35** | 0.01879 | 1,834 | 0.00379 | 97,628 | 483,556 | 0.98259 | 3,988,997 | 40.9 |
| **40** | 0.01601 | 1,533 | 0.00323 | 95,794 | 475,137 | 0.98128 | 3,505,441 | 36.6 |
| **45** | 0.02147 | 2,024 | 0.00434 | 94,261 | 466,243 | 0.97599 | 3,030,304 | 32.1 |
| **50** | 0.02660 | 2,453 | 0.00539 | 92,237 | 455,050 | 0.96298 | 2,564,061 | 27.8 |
| **55** | 0.04774 | 4,286 | 0.00978 | 89,783 | 438,202 | 0.94711 | 2,109,011 | 23.5 |
| **60** | 0.05829 | 4,984 | 0.01201 | 85,497 | 415,028 | 0.92624 | 1,670,809 | 19.5 |
| **65** | 0.09019 | 7,261 | 0.01889 | 80,514 | 384,415 | 0.86579 | 1,255,781 | 15.6 |
| **70** | 0.18260 | 13,376 | 0.04019 | 73,252 | 332,823 | 0.77638 | 871,366 | 11.9 |
| **75** | 0.27379 | 16,394 | 0.06344 | 59,877 | 258,398 | 0.52019 [c] | 538,544 | 9.0 |
| **80+** | 1.00000 | 43,483 | 0.15522 | 43,483 | 280,145 | - | 280,145 | 6.4 |

**Nota:** *Notes:*
[a] **Daripada umur 0 hingga kumpulan umur 1-4**
*From age of 0 to age group 1-4*
[b] **Daripada umur 0, kumpulan umur 1-4 hingga kumpulan umur 5-9**
*From age of 0, age group 1-4 to age group 5-9*
[c] **Daripada umur 75 hingga 80+**
*From age of 75 to 80+*
[p] **Permulaan**
*Preliminary*

**Jadual 4.11.19: Jadual hayat ringkas mengikut jantina dan umur, Bintulu, Sarawak, 2025[p]**

*Table 4.11.19: Abridged life table by sex and age, Bintulu, Sarawak, 2025 [p]*

| **Umur** *Age* | **Kebarangkalian mati di antara umur x dan umur x+n** *Probability of dying between age x and age x+n* | **Bilangan kematian di antara umur x dan umur x+n** *Number of deaths between age x and age x+n* | **Kadar tengah mortaliti di antara umur x dan umur x+n** *Central mortality rate between age x and age x+n* | **Penakat (orang yang masih hidup) pada umur tepat x** *Survivors at exact age x* | **Bilangan orang hidup-tahun di antara umur x dan umur x+n** *Number of person-years lived between age x and age x+n* | **Nisbah ketakatan** *Survival ratio* | **Jumlah bilangan orang hidup-tahun selepas umur tepat x** *Total number of person-years lived after exact age x* | **Jangkaan hayat** *Life expectancy* |
|---|---|---|---|---|---|---|---|---|
| **x** | $_nq_x$ | $_nd_x$ | $_nm_x$ | $l_x$ | $_nL_x$ | $_nS_x$ | $T_x$ | $e_x$ |
| **Lelaki dan Perempuan** *Both sexes* | | | | | | | | |
| **0** | 0.00969 | 969 | 0.00978 | 100,000 | 99,108 | 0.98982 [a] | 7,722,981 | 77.2 |
| **1** | 0.00131 | 130 | 0.00033 | 99,031 | 395,801 | 0.99865 [b] | 7,623,874 | 77.0 |
| **5** | 0.00108 | 107 | 0.00022 | 98,901 | 494,240 | 0.99918 | 7,228,072 | 73.1 |
| **10** | 0.00055 | 55 | 0.00011 | 98,794 | 493,835 | 0.99884 | 6,733,833 | 68.2 |
| **15** | 0.00178 | 175 | 0.00036 | 98,740 | 493,259 | 0.99820 | 6,239,998 | 63.2 |
| **20** | 0.00183 | 180 | 0.00037 | 98,564 | 492,371 | 0.99756 | 5,746,738 | 58.3 |
| **25** | 0.00305 | 300 | 0.00061 | 98,384 | 491,171 | 0.99657 | 5,254,367 | 53.4 |
| **30** | 0.00382 | 375 | 0.00077 | 98,084 | 489,484 | 0.99589 | 4,763,196 | 48.6 |
| **35** | 0.00440 | 430 | 0.00088 | 97,709 | 487,472 | 0.99351 | 4,273,713 | 43.7 |
| **40** | 0.00858 | 835 | 0.00172 | 97,280 | 484,310 | 0.99063 | 3,786,240 | 38.9 |
| **45** | 0.01016 | 980 | 0.00204 | 96,444 | 479,771 | 0.98478 | 3,301,930 | 34.2 |
| **50** | 0.02033 | 1,941 | 0.00411 | 95,464 | 472,468 | 0.97442 | 2,822,159 | 29.6 |
| **55** | 0.03094 | 2,893 | 0.00628 | 93,523 | 460,384 | 0.96260 | 2,349,691 | 25.1 |
| **60** | 0.04407 | 3,994 | 0.00901 | 90,630 | 443,167 | 0.93603 | 1,889,307 | 20.8 |
| **65** | 0.08478 | 7,345 | 0.01771 | 86,636 | 414,819 | 0.88861 | 1,446,140 | 16.7 |
| **70** | 0.14047 | 11,138 | 0.03022 | 79,291 | 368,611 | 0.81471 | 1,031,321 | 13.0 |
| **75** | 0.23744 | 16,182 | 0.05389 | 68,153 | 300,310 | 0.54685 [c] | 662,710 | 9.7 |
| **80+** | 1.00000 | 51,971 | 0.14341 | 51,971 | 362,401 | - | 362,401 | 7.0 |
| **Lelaki** *Male* | | | | | | | | |
| **0** | 0.00905 | 905 | 0.00913 | 100,000 | 99,157 | 0.99018 [a] | 7,565,514 | 75.7 |
| **1** | 0.00190 | 189 | 0.00048 | 99,095 | 395,932 | 0.99848 [b] | 7,466,357 | 75.3 |
| **5** | 0.00079 | 78 | 0.00016 | 98,906 | 494,337 | 0.99928 | 7,070,424 | 71.5 |
| **10** | 0.00064 | 63 | 0.00013 | 98,828 | 493,983 | 0.99829 | 6,576,087 | 66.5 |
| **15** | 0.00278 | 274 | 0.00056 | 98,765 | 493,139 | 0.99763 | 6,082,104 | 61.6 |
| **20** | 0.00196 | 193 | 0.00039 | 98,491 | 491,970 | 0.99688 | 5,588,964 | 56.7 |
| **25** | 0.00427 | 420 | 0.00086 | 98,297 | 490,437 | 0.99546 | 5,096,994 | 51.9 |
| **30** | 0.00481 | 471 | 0.00096 | 97,877 | 488,210 | 0.99471 | 4,606,558 | 47.1 |
| **35** | 0.00577 | 562 | 0.00116 | 97,407 | 485,628 | 0.99150 | 4,118,347 | 42.3 |
| **40** | 0.01125 | 1,089 | 0.00226 | 96,845 | 481,499 | 0.98833 | 3,632,719 | 37.5 |
| **45** | 0.01209 | 1,158 | 0.00243 | 95,755 | 475,881 | 0.98193 | 3,151,220 | 32.9 |
| **50** | 0.02412 | 2,282 | 0.00488 | 94,597 | 467,280 | 0.96863 | 2,675,339 | 28.3 |
| **55** | 0.03880 | 3,582 | 0.00791 | 92,315 | 452,620 | 0.95264 | 2,208,059 | 23.9 |
| **60** | 0.05625 | 4,991 | 0.01158 | 88,733 | 431,185 | 0.92347 | 1,755,439 | 19.8 |
| **65** | 0.09802 | 8,208 | 0.02061 | 83,741 | 398,187 | 0.87273 | 1,324,253 | 15.8 |
| **70** | 0.15970 | 12,063 | 0.03471 | 75,533 | 347,510 | 0.78831 | 926,067 | 12.3 |
| **75** | 0.27357 | 17,364 | 0.06338 | 63,471 | 273,944 | 0.52651 [c] | 578,557 | 9.1 |
| **80+** | 1.00000 | 46,107 | 0.15136 | 46,107 | 304,614 | - | 304,614 | 6.6 |
| **Perempuan** *Female* | | | | | | | | |
| **0** | 0.01043 | 1,043 | 0.01053 | 100,000 | 99,042 | 0.98941 [a] | 7,918,814 | 79.2 |
| **1** | 0.00067 | 67 | 0.00017 | 98,957 | 395,663 | 0.99879 [b] | 7,819,772 | 79.0 |
| **5** | 0.00140 | 138 | 0.00028 | 98,890 | 494,107 | 0.99907 | 7,424,109 | 75.1 |
| **10** | 0.00046 | 45 | 0.00009 | 98,752 | 493,649 | 0.99944 | 6,930,002 | 70.2 |
| **15** | 0.00066 | 65 | 0.00013 | 98,707 | 493,372 | 0.99884 | 6,436,353 | 65.2 |
| **20** | 0.00167 | 164 | 0.00033 | 98,642 | 492,798 | 0.99850 | 5,942,981 | 60.2 |
| **25** | 0.00133 | 131 | 0.00027 | 98,477 | 492,059 | 0.99808 | 5,450,184 | 55.3 |
| **30** | 0.00250 | 246 | 0.00050 | 98,346 | 491,116 | 0.99747 | 4,958,125 | 50.4 |
| **35** | 0.00257 | 252 | 0.00051 | 98,100 | 489,871 | 0.99602 | 4,467,010 | 45.5 |
| **40** | 0.00539 | 528 | 0.00108 | 97,848 | 487,922 | 0.99334 | 3,977,138 | 40.6 |
| **45** | 0.00794 | 772 | 0.00159 | 97,321 | 484,672 | 0.98792 | 3,489,216 | 35.9 |
| **50** | 0.01625 | 1,569 | 0.00328 | 96,548 | 478,819 | 0.98096 | 3,004,544 | 31.1 |
| **55** | 0.02187 | 2,077 | 0.00442 | 94,979 | 469,703 | 0.97406 | 2,525,725 | 26.6 |
| **60** | 0.03011 | 2,797 | 0.00611 | 92,902 | 457,517 | 0.95057 | 2,056,022 | 22.1 |
| **65** | 0.06936 | 6,250 | 0.01437 | 90,105 | 434,900 | 0.90719 | 1,598,505 | 17.7 |
| **70** | 0.11800 | 9,895 | 0.02508 | 83,855 | 394,538 | 0.84219 | 1,163,604 | 13.9 |
| **75** | 0.20294 | 15,009 | 0.04517 | 73,960 | 332,277 | 0.56795 [c] | 769,066 | 10.4 |
| **80+** | 1.00000 | 58,951 | 0.13496 | 58,951 | 436,790 | - | 436,790 | 7.4 |

**Nota:** *Notes:*

[a] **Daripada umur 0 hingga kumpulan umur 1-4**
*From age of 0 to age group 1-4*

[b] **Daripada umur 0, kumpulan umur 1-4 hingga kumpulan umur 5-9**
*From age of 0, age group 1-4 to age group 5-9*

[c] **Daripada umur 75 hingga 80+**
*From age of 75 to 80+*

[p] **Permulaan**
*Preliminary*

**Jadual 4.11.20: Jadual hayat ringkas mengikut jantina dan umur, Tatau, Sarawak, 2025[p]**
*Table 4.11.20: Abridged life table by sex and age, Tatau, Sarawak, 2025 [p]*

| Umur *Age* | Kebarangkalian mati di antara umur x dan umur x+n *Probability of dying between age x and age x+n* | Bilangan kematian di antara umur x dan umur x+n *Number of deaths between age x and age x+n* | Kadar tengah mortaliti di antara umur x dan umur x+n *Central mortality rate between age x and age x+n* | Penakat (orang yang masih hidup) pada umur tepat x *Survivors at exact age x* | Bilangan orang hidup-tahun di antara umur x dan umur x+n *Number of person-years lived between age x and age x+n* | Nisbah ketakatan *Survival ratio* | Jumlah bilangan orang hidup-tahun selepas umur tepat x *Total number of person-years lived after exact age x* | Jangkaan hayat *Life expectancy* |
|---|---|---|---|---|---|---|---|---|
| x | $_nq_x$ | $_nd_x$ | $_nm_x$ | $l_x$ | $_nL_x$ | $_nS_x$ | $T_x$ | $e_x$ |
| **Lelaki dan Perempuan** *Both sexes* | | | | | | | | |
| **0** | 0.00340 | 340 | 0.00341 | 100,000 | 99,681 | 0.99498 [a] | 7,408,550 | 74.1 |
| **1** | 0.00336 | 335 | 0.00084 | 99,660 | 397,810 | 0.99736 [b] | 7,308,869 | 73.3 |
| **5** | 0.00180 | 179 | 0.00036 | 99,325 | 496,180 | 0.99855 | 6,911,059 | 69.6 |
| **10** | 0.00111 | 110 | 0.00022 | 99,147 | 495,458 | 0.99855 | 6,414,880 | 64.7 |
| **15** | 0.00180 | 178 | 0.00036 | 99,037 | 494,738 | 0.99655 | 5,919,422 | 59.8 |
| **20** | 0.00511 | 505 | 0.00102 | 98,859 | 493,030 | 0.99432 | 5,424,684 | 54.9 |
| **25** | 0.00626 | 615 | 0.00126 | 98,353 | 490,229 | 0.99301 | 4,931,654 | 50.1 |
| **30** | 0.00773 | 755 | 0.00155 | 97,738 | 486,802 | 0.99192 | 4,441,425 | 45.4 |
| **35** | 0.00843 | 817 | 0.00169 | 96,983 | 482,870 | 0.98679 | 3,954,623 | 40.8 |
| **40** | 0.01803 | 1,734 | 0.00364 | 96,165 | 476,493 | 0.97686 | 3,471,753 | 36.1 |
| **45** | 0.02834 | 2,677 | 0.00575 | 94,432 | 465,467 | 0.96317 | 2,995,261 | 31.7 |
| **50** | 0.04556 | 4,180 | 0.00932 | 91,755 | 448,325 | 0.94947 | 2,529,794 | 27.6 |
| **55** | 0.05575 | 4,882 | 0.01147 | 87,575 | 425,669 | 0.94371 | 2,081,469 | 23.8 |
| **60** | 0.05686 | 4,702 | 0.01170 | 82,693 | 401,709 | 0.91467 | 1,655,800 | 20.0 |
| **65** | 0.11553 | 9,010 | 0.02452 | 77,991 | 367,430 | 0.88439 | 1,254,091 | 16.1 |
| **70** | 0.11570 | 7,981 | 0.02456 | 68,981 | 324,951 | 0.81714 | 886,661 | 12.9 |
| **75** | 0.25880 | 15,787 | 0.05945 | 61,000 | 265,531 | 0.52728 [c] | 561,710 | 9.2 |
| **80+** | 1.00000 | 45,213 | 0.15265 | 45,213 | 296,179 | - | 296,179 | 6.6 |
| **Lelaki** *Male* | | | | | | | | |
| **0** | 0.00480 | 480 | 0.00482 | 100,000 | 99,547 | 0.99295 [a] | 7,220,548 | 72.2 |
| **1** | 0.00490 | 488 | 0.00123 | 99,520 | 396,930 | 0.99562 [b] | 7,121,001 | 71.6 |
| **5** | 0.00348 | 344 | 0.00070 | 99,033 | 494,302 | 0.99826 | 6,724,071 | 67.9 |
| **10** | 0.00000 | - | 0.00000 | 98,688 | 493,441 | 0.99827 | 6,229,770 | 63.1 |
| **15** | 0.00346 | 341 | 0.00069 | 98,688 | 492,588 | 0.99440 | 5,736,329 | 58.1 |
| **20** | 0.00776 | 763 | 0.00156 | 98,347 | 489,827 | 0.99256 | 5,243,741 | 53.3 |
| **25** | 0.00711 | 694 | 0.00143 | 97,584 | 486,184 | 0.99066 | 4,753,914 | 48.7 |
| **30** | 0.01158 | 1,122 | 0.00233 | 96,890 | 481,644 | 0.98804 | 4,267,730 | 44.0 |
| **35** | 0.01234 | 1,181 | 0.00248 | 95,768 | 475,885 | 0.98532 | 3,786,086 | 39.5 |
| **40** | 0.01706 | 1,614 | 0.00344 | 94,586 | 468,897 | 0.97223 | 3,310,201 | 35.0 |
| **45** | 0.03866 | 3,595 | 0.00789 | 92,973 | 455,876 | 0.95238 | 2,841,304 | 30.6 |
| **50** | 0.05694 | 5,089 | 0.01172 | 89,378 | 434,166 | 0.94230 | 2,385,428 | 26.7 |
| **55** | 0.05851 | 4,931 | 0.01205 | 84,289 | 409,115 | 0.93416 | 1,951,262 | 23.1 |
| **60** | 0.07364 | 5,844 | 0.01529 | 79,357 | 382,177 | 0.90691 | 1,542,147 | 19.4 |
| **65** | 0.11410 | 8,388 | 0.02420 | 73,514 | 346,599 | 0.88201 | 1,159,970 | 15.8 |
| **70** | 0.12238 | 7,970 | 0.02607 | 65,126 | 305,705 | 0.80593 | 813,371 | 12.5 |
| **75** | 0.27576 | 15,761 | 0.06397 | 57,156 | 246,376 | 0.51469 [c] | 507,666 | 8.9 |
| **80+** | 1.00000 | 41,395 | 0.15842 | 41,395 | 261,289 | - | 261,289 | 6.3 |
| **Perempuan** *Female* | | | | | | | | |
| **0** | 0.00181 | 181 | 0.00181 | 100,000 | 99,829 | 0.99735 [a] | 7,646,112 | 76.5 |
| **1** | 0.00173 | 173 | 0.00043 | 99,819 | 398,847 | 0.99911 [b] | 7,546,283 | 75.6 |
| **5** | 0.00000 | - | 0.00000 | 99,646 | 498,230 | 0.99883 | 7,147,436 | 71.7 |
| **10** | 0.00234 | 234 | 0.00047 | 99,646 | 497,646 | 0.99883 | 6,649,205 | 66.7 |
| **15** | 0.00000 | - | 0.00000 | 99,412 | 497,062 | 0.99925 | 6,151,559 | 61.9 |
| **20** | 0.00151 | 150 | 0.00030 | 99,412 | 496,687 | 0.99673 | 5,654,497 | 56.9 |
| **25** | 0.00504 | 501 | 0.00101 | 99,262 | 495,061 | 0.99589 | 5,157,809 | 52.0 |
| **30** | 0.00317 | 313 | 0.00063 | 98,762 | 493,028 | 0.99679 | 4,662,748 | 47.2 |
| **35** | 0.00326 | 321 | 0.00065 | 98,449 | 491,444 | 0.98873 | 4,169,720 | 42.4 |
| **40** | 0.01931 | 1,894 | 0.00390 | 98,128 | 485,905 | 0.98216 | 3,678,276 | 37.5 |
| **45** | 0.01635 | 1,573 | 0.00330 | 96,234 | 477,237 | 0.97562 | 3,192,371 | 33.2 |
| **50** | 0.03255 | 3,081 | 0.00662 | 94,661 | 465,602 | 0.95749 | 2,715,134 | 28.7 |
| **55** | 0.05281 | 4,836 | 0.01085 | 91,580 | 445,809 | 0.95482 | 2,249,532 | 24.6 |
| **60** | 0.03712 | 3,220 | 0.00756 | 86,744 | 425,669 | 0.92362 | 1,803,723 | 20.8 |
| **65** | 0.11715 | 9,785 | 0.02489 | 83,524 | 393,156 | 0.88720 | 1,378,054 | 16.5 |
| **70** | 0.10786 | 7,953 | 0.02280 | 73,739 | 348,810 | 0.83223 | 984,898 | 13.4 |
| **75** | 0.23493 | 15,455 | 0.05324 | 65,785 | 290,289 | 0.54363 [c] | 636,088 | 9.7 |
| **80+** | 1.00000 | 50,330 | 0.14555 | 50,330 | 345,800 | - | 345,800 | 6.9 |

**Nota:** *Notes:*
[a] **Daripada umur 0 hingga kumpulan umur 1-4** *From age of 0 to age group 1-4*
[b] **Daripada umur 0, kumpulan umur 1-4 hingga kumpulan umur 5-9** *From age of 0, age group 1-4 to age group 5-9*
[c] **Daripada umur 75 hingga 80+** *From age of 75 to 80+*
[p] **Permulaan** *Preliminary*

**Jadual 4.11.21: Jadual hayat ringkas mengikut jantina dan umur, Kapit, Sarawak, 2025[p]**
*Table 4.11.21: Abridged life table by sex and age, Kapit, Sarawak, 2025 [p]*

| **Umur** *Age* | **Kebarangkalian mati di antara umur x dan umur x+n** *Probability of dying between age x and age x+n* | **Bilangan kematian di antara umur x dan umur x+n** *Number of deaths between age x and age x+n* | **Kadar tengah mortaliti di antara umur x dan umur x+n** *Central mortality rate between age x and age x+n* | **Penakat (orang yang masih hidup) pada umur tepat x** *Survivors at exact age x* | **Bilangan orang hidup-tahun di antara umur x dan umur x+n** *Number of person-years lived between age x and age x+n* | **Nisbah ketakatan** *Survival ratio* | **Jumlah bilangan orang hidup-tahun selepas umur tepat x** *Total number of person-years lived after exact age x* | **Jangkaan hayat** *Life expectancy* |
|---|---|---|---|---|---|---|---|---|
| **x** | $_nq_x$ | $_nd_x$ | $_nm_x$ | $l_x$ | $_nL_x$ | $_nS_x$ | $T_x$ | $e_x$ |
| **Lelaki dan Perempuan** *Both sexes* | | | | | | | | |
| **0** | 0.00580 | 580 | 0.00583 | 100,000 | 99,459 | 0.99118 [a] | 7,179,403 | 71.8 |
| **1** | 0.00627 | 624 | 0.00157 | 99,420 | 396,131 | 0.99611 [b] | 7,079,944 | 71.2 |
| **5** | 0.00130 | 129 | 0.00026 | 98,797 | 493,662 | 0.99797 | 6,683,812 | 67.7 |
| **10** | 0.00276 | 273 | 0.00055 | 98,668 | 492,660 | 0.99660 | 6,190,150 | 62.7 |
| **15** | 0.00404 | 398 | 0.00081 | 98,396 | 490,983 | 0.99458 | 5,697,491 | 57.9 |
| **20** | 0.00681 | 667 | 0.00137 | 97,998 | 488,321 | 0.99092 | 5,206,507 | 53.1 |
| **25** | 0.01138 | 1,108 | 0.00229 | 97,331 | 483,885 | 0.98579 | 4,718,186 | 48.5 |
| **30** | 0.01707 | 1,643 | 0.00344 | 96,223 | 477,009 | 0.98194 | 4,234,301 | 44.0 |
| **35** | 0.01907 | 1,804 | 0.00385 | 94,580 | 468,393 | 0.97994 | 3,757,292 | 39.7 |
| **40** | 0.02107 | 1,955 | 0.00426 | 92,777 | 458,997 | 0.97151 | 3,288,899 | 35.4 |
| **45** | 0.03607 | 3,276 | 0.00735 | 90,822 | 445,921 | 0.96068 | 2,829,902 | 31.2 |
| **50** | 0.04270 | 3,738 | 0.00873 | 87,546 | 428,386 | 0.95163 | 2,383,981 | 27.2 |
| **55** | 0.05430 | 4,551 | 0.01116 | 83,808 | 407,663 | 0.94564 | 1,955,595 | 23.3 |
| **60** | 0.05442 | 4,313 | 0.01119 | 79,257 | 385,502 | 0.92030 | 1,547,932 | 19.5 |
| **65** | 0.10642 | 7,976 | 0.02248 | 74,944 | 354,779 | 0.87258 | 1,162,430 | 15.5 |
| **70** | 0.15092 | 10,107 | 0.03265 | 66,968 | 309,572 | 0.78718 | 807,651 | 12.1 |
| **75** | 0.28571 | 16,246 | 0.06667 | 56,861 | 243,690 | 0.51074 [c] | 498,079 | 8.8 |
| **80+** | 1.00000 | 40,615 | 0.15966 | 40,615 | 254,389 | - | 254,389 | 6.3 |
| **Lelaki** *Male* | | | | | | | | |
| **0** | 0.00368 | 368 | 0.00369 | 100,000 | 99,652 | 0.99325 [a] | 6,958,785 | 69.6 |
| **1** | 0.00662 | 659 | 0.00166 | 99,632 | 396,975 | 0.99645 [b] | 6,859,133 | 68.8 |
| **5** | 0.00000 | - | 0.00000 | 98,973 | 494,865 | 1.00000 | 6,462,158 | 65.3 |
| **10** | 0.00000 | - | 0.00000 | 98,973 | 494,865 | 0.99696 | 5,967,293 | 60.3 |
| **15** | 0.00608 | 601 | 0.00122 | 98,973 | 493,362 | 0.99309 | 5,472,428 | 55.3 |
| **20** | 0.00775 | 762 | 0.00156 | 98,372 | 489,952 | 0.98981 | 4,979,066 | 50.6 |
| **25** | 0.01264 | 1,234 | 0.00254 | 97,609 | 484,962 | 0.97978 | 4,489,113 | 46.0 |
| **30** | 0.02789 | 2,688 | 0.00566 | 96,375 | 475,156 | 0.97086 | 4,004,151 | 41.5 |
| **35** | 0.03042 | 2,850 | 0.00618 | 93,687 | 461,311 | 0.97055 | 3,528,995 | 37.7 |
| **40** | 0.02845 | 2,584 | 0.00577 | 90,837 | 447,726 | 0.96410 | 3,067,685 | 33.8 |
| **45** | 0.04356 | 3,844 | 0.00891 | 88,253 | 431,654 | 0.95519 | 2,619,959 | 29.7 |
| **50** | 0.04611 | 3,892 | 0.00944 | 84,409 | 412,313 | 0.94226 | 2,188,305 | 25.9 |
| **55** | 0.06993 | 5,631 | 0.01449 | 80,516 | 388,506 | 0.92518 | 1,775,992 | 22.1 |
| **60** | 0.08008 | 5,997 | 0.01668 | 74,886 | 359,438 | 0.89968 | 1,387,486 | 18.5 |
| **65** | 0.12232 | 8,427 | 0.02606 | 68,889 | 323,380 | 0.84313 | 1,028,047 | 14.9 |
| **70** | 0.19622 | 11,864 | 0.04351 | 60,463 | 272,652 | 0.78032 | 704,667 | 11.7 |
| **75** | 0.24887 | 12,095 | 0.05685 | 48,598 | 212,755 | 0.50753 [c] | 432,015 | 8.9 |
| **80+** | 1.00000 | 36,504 | 0.16649 | 36,504 | 219,259 | - | 219,259 | 6.0 |
| **Perempuan** *Female* | | | | | | | | |
| **0** | 0.00815 | 815 | 0.00821 | 100,000 | 99,246 | 0.98906 [a] | 7,423,831 | 74.2 |
| **1** | 0.00590 | 586 | 0.00148 | 99,185 | 395,284 | 0.99553 [b] | 7,324,585 | 73.8 |
| **5** | 0.00277 | 273 | 0.00055 | 98,600 | 492,317 | 0.99578 | 6,929,301 | 70.3 |
| **10** | 0.00568 | 558 | 0.00114 | 98,327 | 490,239 | 0.99622 | 6,436,984 | 65.5 |
| **15** | 0.00186 | 182 | 0.00037 | 97,769 | 488,387 | 0.99614 | 5,946,746 | 60.8 |
| **20** | 0.00585 | 571 | 0.00117 | 97,586 | 486,503 | 0.99204 | 5,458,358 | 55.9 |
| **25** | 0.01009 | 978 | 0.00203 | 97,015 | 482,629 | 0.99196 | 4,971,855 | 51.2 |
| **30** | 0.00596 | 573 | 0.00120 | 96,037 | 478,751 | 0.99319 | 4,489,226 | 46.7 |
| **35** | 0.00765 | 730 | 0.00154 | 95,464 | 475,493 | 0.98925 | 4,010,476 | 42.0 |
| **40** | 0.01387 | 1,314 | 0.00279 | 94,733 | 470,381 | 0.97858 | 3,534,983 | 37.3 |
| **45** | 0.02907 | 2,716 | 0.00590 | 93,419 | 460,306 | 0.96582 | 3,064,602 | 32.8 |
| **50** | 0.03944 | 3,578 | 0.00805 | 90,703 | 444,573 | 0.96070 | 2,604,295 | 28.7 |
| **55** | 0.03916 | 3,412 | 0.00799 | 87,126 | 427,101 | 0.96684 | 2,159,722 | 24.8 |
| **60** | 0.02693 | 2,254 | 0.00546 | 83,714 | 412,936 | 0.94221 | 1,732,622 | 20.7 |
| **65** | 0.08950 | 7,291 | 0.01874 | 81,460 | 389,073 | 0.90310 | 1,319,685 | 16.2 |
| **70** | 0.10503 | 7,790 | 0.02217 | 74,169 | 351,372 | 0.79642 | 930,612 | 12.5 |
| **75** | 0.31371 | 20,824 | 0.07441 | 66,379 | 279,838 | 0.51689 [c] | 579,240 | 8.7 |
| **80+** | 1.00000 | 45,556 | 0.15216 | 45,556 | 299,402 | - | 299,402 | 6.6 |

**Nota:** *Notes:*
[a] **Daripada umur 0 hingga kumpulan umur 1-4**
*From age of 0 to age group 1-4*
[b] **Daripada umur 0, kumpulan umur 1-4 hingga kumpulan umur 5-9**
*From age of 0, age group 1-4 to age group 5-9*
[c] **Daripada umur 75 hingga 80+**
*From age of 75 to 80+*
[p] **Permulaan**
*Preliminary*

**Jadual 4.11.22: Jadual hayat ringkas mengikut jantina dan umur, Song, Sarawak, 2025[p]**
*Table 4.11.22: Abridged life table by sex and age, Song, Sarawak, 2025 [p]*

| Umur *Age* | Kebarangkalian mati di antara umur x dan umur x+n *Probability of dying between age x and age x+n* | Bilangan kematian di antara umur x dan umur x+n *Number of deaths between age x and age x+n* | Kadar tengah mortaliti di antara umur x dan umur x+n *Central mortality rate between age x and age x+n* | Penakat (orang yang masih hidup) pada umur tepat x *Survivors at exact age x* | Bilangan orang hidup-tahun di antara umur x dan umur x+n *Number of person-years lived between age x and age x+n* | Nisbah ketakatan *Survival ratio* | Jumlah bilangan orang hidup-tahun selepas umur tepat x *Total number of person-years lived after exact age x* | Jangkaan hayat *Life expectancy* |
|---|---|---|---|---|---|---|---|---|
| x | $_nq_x$ | $_nd_x$ | $_nm_x$ | $l_x$ | $_nL_x$ | $_nS_x$ | $T_x$ | $e_x$ |
| **Lelaki dan Perempuan** *Both sexes* | | | | | | | | |
| **0** | 0.00909 | 909 | 0.00917 | 100,000 | 99,161 | 0.99105 [a] | 6,647,989 | 66.5 |
| **1** | 0.00000 | - | 0.00000 | 99,091 | 396,364 | 0.99986 [b] | 6,548,828 | 66.1 |
| **5** | 0.00000 | - | 0.00000 | 99,091 | 495,455 | 0.99894 | 6,152,464 | 62.1 |
| **10** | 0.00213 | 211 | 0.00043 | 99,091 | 494,927 | 0.99377 | 5,657,010 | 57.1 |
| **15** | 0.01033 | 1,021 | 0.00208 | 98,880 | 491,846 | 0.98854 | 5,162,082 | 52.2 |
| **20** | 0.01261 | 1,234 | 0.00254 | 97,858 | 486,207 | 0.98483 | 4,670,236 | 47.7 |
| **25** | 0.01776 | 1,716 | 0.00358 | 96,624 | 478,832 | 0.97740 | 4,184,029 | 43.3 |
| **30** | 0.02753 | 2,613 | 0.00558 | 94,908 | 468,008 | 0.96637 | 3,705,198 | 39.0 |
| **35** | 0.03991 | 3,683 | 0.00814 | 92,295 | 452,267 | 0.95280 | 3,237,190 | 35.1 |
| **40** | 0.05480 | 4,856 | 0.01127 | 88,612 | 430,918 | 0.94374 | 2,784,923 | 31.4 |
| **45** | 0.05780 | 4,841 | 0.01190 | 83,756 | 406,674 | 0.93401 | 2,354,005 | 28.1 |
| **50** | 0.07468 | 5,894 | 0.01552 | 78,914 | 379,837 | 0.92506 | 1,947,330 | 24.7 |
| **55** | 0.07522 | 5,493 | 0.01563 | 73,021 | 351,370 | 0.92330 | 1,567,493 | 21.5 |
| **60** | 0.07830 | 5,288 | 0.01630 | 67,528 | 324,419 | 0.91018 | 1,216,123 | 18.0 |
| **65** | 0.10233 | 6,369 | 0.02157 | 62,240 | 295,278 | 0.86630 | 891,704 | 14.3 |
| **70** | 0.16865 | 9,423 | 0.03684 | 55,871 | 255,799 | 0.72882 | 596,426 | 10.7 |
| **75** | 0.39451 | 18,324 | 0.09829 | 46,448 | 186,431 | 0.45268 [c] | 340,627 | 7.3 |
| **80+** | 1.00000 | 28,124 | 0.18239 | 28,124 | 154,196 | - | 154,196 | 5.5 |
| **Lelaki** *Male* | | | | | | | | |
| **0** | 0.00692 | 692 | 0.00697 | 100,000 | 99,351 | 0.99317 [a] | 6,312,850 | 63.1 |
| **1** | 0.00000 | - | 0.00000 | 99,308 | 397,232 | 0.99991 [b] | 6,213,499 | 62.6 |
| **5** | 0.00000 | - | 0.00000 | 99,308 | 496,540 | 0.99789 | 5,816,267 | 58.6 |
| **10** | 0.00421 | 418 | 0.00084 | 99,308 | 495,494 | 0.98985 | 5,319,727 | 53.6 |
| **15** | 0.01611 | 1,593 | 0.00325 | 98,890 | 490,465 | 0.98234 | 4,824,233 | 48.8 |
| **20** | 0.01924 | 1,872 | 0.00389 | 97,296 | 481,802 | 0.97906 | 4,333,767 | 44.5 |
| **25** | 0.02268 | 2,164 | 0.00459 | 95,425 | 471,713 | 0.96522 | 3,851,965 | 40.4 |
| **30** | 0.04717 | 4,399 | 0.00966 | 93,261 | 455,306 | 0.94491 | 3,380,252 | 36.2 |
| **35** | 0.06340 | 5,634 | 0.01310 | 88,862 | 430,224 | 0.94387 | 2,924,946 | 32.9 |
| **40** | 0.04837 | 4,026 | 0.00991 | 83,228 | 406,075 | 0.92675 | 2,494,722 | 30.0 |
| **45** | 0.09940 | 7,873 | 0.02092 | 79,202 | 376,329 | 0.91776 | 2,088,647 | 26.4 |
| **50** | 0.06318 | 4,507 | 0.01305 | 71,329 | 345,379 | 0.91521 | 1,712,318 | 24.0 |
| **55** | 0.10786 | 7,207 | 0.02280 | 66,823 | 316,094 | 0.90587 | 1,366,939 | 20.5 |
| **60** | 0.07874 | 4,694 | 0.01639 | 59,615 | 286,341 | 0.91300 | 1,050,845 | 17.6 |
| **65** | 0.09597 | 5,271 | 0.02016 | 54,921 | 261,428 | 0.85666 | 764,504 | 13.9 |
| **70** | 0.19573 | 9,718 | 0.04339 | 49,650 | 223,957 | 0.70624 | 503,076 | 10.1 |
| **75** | 0.41565 | 16,598 | 0.10494 | 39,932 | 158,167 | 0.43334 [c] | 279,119 | 7.0 |
| **80+** | 1.00000 | 23,335 | 0.19292 | 23,335 | 120,952 | - | 120,952 | 5.2 |
| **Perempuan** *Female* | | | | | | | | |
| **0** | 0.01078 | 1,078 | 0.01089 | 100,000 | 99,011 | 0.98940 [a] | 6,995,724 | 70.0 |
| **1** | 0.00000 | - | 0.00000 | 98,922 | 395,687 | 0.99982 [b] | 6,896,714 | 69.7 |
| **5** | 0.00000 | - | 0.00000 | 98,922 | 494,609 | 1.00000 | 6,501,026 | 65.7 |
| **10** | 0.00000 | - | 0.00000 | 98,922 | 494,609 | 0.99815 | 6,006,417 | 60.7 |
| **15** | 0.00370 | 366 | 0.00074 | 98,922 | 493,695 | 0.99584 | 5,511,808 | 55.7 |
| **20** | 0.00463 | 456 | 0.00093 | 98,556 | 491,639 | 0.99099 | 5,018,113 | 50.9 |
| **25** | 0.01340 | 1,315 | 0.00270 | 98,100 | 487,211 | 0.98812 | 4,526,474 | 46.1 |
| **30** | 0.01033 | 1,000 | 0.00208 | 96,785 | 481,424 | 0.98639 | 4,039,263 | 41.7 |
| **35** | 0.01692 | 1,621 | 0.00341 | 95,785 | 474,872 | 0.96139 | 3,557,839 | 37.1 |
| **40** | 0.06067 | 5,713 | 0.01251 | 94,164 | 456,537 | 0.95782 | 3,082,967 | 32.7 |
| **45** | 0.02250 | 1,990 | 0.00455 | 88,451 | 437,280 | 0.94708 | 2,626,430 | 29.7 |
| **50** | 0.08403 | 7,266 | 0.01754 | 86,461 | 414,141 | 0.93415 | 2,189,150 | 25.3 |
| **55** | 0.04600 | 3,643 | 0.00942 | 79,195 | 386,870 | 0.93843 | 1,775,010 | 22.4 |
| **60** | 0.07790 | 5,885 | 0.01621 | 75,552 | 363,049 | 0.90752 | 1,388,140 | 18.4 |
| **65** | 0.10830 | 7,545 | 0.02290 | 69,667 | 329,473 | 0.87422 | 1,025,091 | 14.7 |
| **70** | 0.14537 | 9,031 | 0.03135 | 62,122 | 288,033 | 0.74838 | 695,618 | 11.2 |
| **75** | 0.37594 | 19,959 | 0.09259 | 53,091 | 215,559 | 0.47113 [c] | 407,584 | 7.7 |
| **80+** | 1.00000 | 33,132 | 0.17254 | 33,132 | 192,026 | - | 192,026 | 5.8 |

**Nota:** *Notes:*
[a] **Daripada umur 0 hingga kumpulan umur 1-4** *From age of 0 to age group 1-4*
[b] **Daripada umur 0, kumpulan umur 1-4 hingga kumpulan umur 5-9** *From age of 0, age group 1-4 to age group 5-9*
[c] **Daripada umur 75 hingga 80+** *From age of 75 to 80+*
[p] **Permulaan** *Preliminary*

**Jadual 4.11.23: Jadual hayat ringkas mengikut jantina dan umur, Belaga, Sarawak, 2025[p]**
*Table 4.11.23: Abridged life table by sex and age, Belaga, Sarawak, 2025 [p]*

| **Umur** *Age* | **Kebarangkalian mati di antara umur x dan umur x+n** *Probability of dying between age x and age x+n* | **Bilangan kematian di antara umur x dan umur x+n** *Number of deaths between age x and age x+n* | **Kadar tengah mortaliti di antara umur x dan umur x+n** *Central mortality rate between age x and age x+n* | **Penakat (orang yang masih hidup) pada umur tepat x** *Survivors at exact age x* | **Bilangan orang hidup-tahun di antara umur x dan umur x+n** *Number of person-years lived between age x and age x+n* | **Nisbah ketakatan** *Survival ratio* | **Jumlah bilangan orang hidup-tahun selepas umur tepat x** *Total number of person-years lived after exact age x* | **Jangkaan hayat** *Life expectancy* |
|---|---|---|---|---|---|---|---|---|
| **x** | $_nq_x$ | $_nd_x$ | $_nm_x$ | $l_x$ | $_nL_x$ | $_nS_x$ | $T_x$ | $e_x$ |
| **Lelaki dan Perempuan** *Both sexes* | | | | | | | | |
| **0** | 0.00727 | 727 | 0.00732 | 100,000 | 99,325 | 0.99283 [a] | 7,325,866 | 73.3 |
| **1** | 0.00000 | - | 0.00000 | 99,273 | 397,091 | 0.99815 [b] | 7,226,541 | 72.8 |
| **5** | 0.00349 | 347 | 0.00070 | 99,273 | 495,497 | 0.99726 | 6,829,450 | 68.8 |
| **10** | 0.00199 | 197 | 0.00040 | 98,926 | 494,138 | 0.99858 | 6,333,953 | 64.0 |
| **15** | 0.00085 | 84 | 0.00017 | 98,729 | 493,435 | 0.99823 | 5,839,815 | 59.1 |
| **20** | 0.00269 | 265 | 0.00054 | 98,645 | 492,562 | 0.99623 | 5,346,380 | 54.2 |
| **25** | 0.00486 | 478 | 0.00097 | 98,380 | 490,705 | 0.99370 | 4,853,817 | 49.3 |
| **30** | 0.00774 | 758 | 0.00155 | 97,902 | 487,615 | 0.99273 | 4,363,112 | 44.6 |
| **35** | 0.00678 | 659 | 0.00136 | 97,144 | 484,072 | 0.98665 | 3,875,498 | 39.9 |
| **40** | 0.01997 | 1,927 | 0.00403 | 96,485 | 477,608 | 0.98043 | 3,391,426 | 35.1 |
| **45** | 0.01916 | 1,812 | 0.00387 | 94,558 | 468,262 | 0.97445 | 2,913,818 | 30.8 |
| **50** | 0.03207 | 2,974 | 0.00652 | 92,747 | 456,298 | 0.94769 | 2,445,556 | 26.4 |
| **55** | 0.07323 | 6,574 | 0.01520 | 89,772 | 432,427 | 0.93531 | 1,989,259 | 22.2 |
| **60** | 0.05547 | 4,615 | 0.01141 | 83,198 | 404,454 | 0.92671 | 1,556,832 | 18.7 |
| **65** | 0.09217 | 7,243 | 0.01932 | 78,583 | 374,810 | 0.87820 | 1,152,378 | 14.7 |
| **70** | 0.15444 | 11,018 | 0.03347 | 71,341 | 329,159 | 0.72625 | 777,568 | 10.9 |
| **75** | 0.41485 | 25,025 | 0.10468 | 60,323 | 239,052 | 0.46689 [c] | 448,409 | 7.4 |
| **80+** | 1.00000 | 35,298 | 0.16860 | 35,298 | 209,357 | - | 209,357 | 5.9 |
| **Lelaki** *Male* | | | | | | | | |
| **0** | 0.00465 | 465 | 0.00467 | 100,000 | 99,561 | 0.99540 [a] | 7,243,592 | 72.4 |
| **1** | 0.00000 | - | 0.00000 | 99,535 | 398,140 | 0.99995 [b] | 7,144,031 | 71.8 |
| **5** | 0.00000 | - | 0.00000 | 99,535 | 497,674 | 0.99803 | 6,745,892 | 67.8 |
| **10** | 0.00394 | 392 | 0.00079 | 99,535 | 496,695 | 0.99722 | 6,248,217 | 62.8 |
| **15** | 0.00162 | 161 | 0.00032 | 99,143 | 495,314 | 0.99673 | 5,751,523 | 58.0 |
| **20** | 0.00492 | 487 | 0.00099 | 98,982 | 493,694 | 0.99331 | 5,256,209 | 53.1 |
| **25** | 0.00847 | 835 | 0.00170 | 98,495 | 490,389 | 0.99343 | 4,762,515 | 48.4 |
| **30** | 0.00466 | 455 | 0.00093 | 97,660 | 487,165 | 0.99343 | 4,272,126 | 43.7 |
| **35** | 0.00849 | 825 | 0.00170 | 97,206 | 483,966 | 0.98583 | 3,784,961 | 38.9 |
| **40** | 0.01990 | 1,918 | 0.00402 | 96,381 | 477,109 | 0.97678 | 3,300,995 | 34.2 |
| **45** | 0.02661 | 2,514 | 0.00539 | 94,463 | 466,031 | 0.96606 | 2,823,886 | 29.9 |
| **50** | 0.04148 | 3,814 | 0.00847 | 91,949 | 450,213 | 0.92589 | 2,357,854 | 25.6 |
| **55** | 0.10816 | 9,533 | 0.02287 | 88,136 | 416,846 | 0.92107 | 1,907,642 | 21.6 |
| **60** | 0.04614 | 3,627 | 0.00945 | 78,603 | 383,946 | 0.92429 | 1,490,795 | 19.0 |
| **65** | 0.10671 | 8,000 | 0.02254 | 74,976 | 354,878 | 0.87306 | 1,106,849 | 14.8 |
| **70** | 0.14960 | 10,019 | 0.03234 | 66,975 | 309,828 | 0.74603 | 751,971 | 11.2 |
| **75** | 0.37671 | 21,456 | 0.09283 | 56,956 | 231,140 | 0.47723 [c] | 442,143 | 7.8 |
| **80+** | 1.00000 | 35,500 | 0.16824 | 35,500 | 211,003 | - | 211,003 | 5.9 |
| **Perempuan** *Female* | | | | | | | | |
| **0** | 0.01013 | 1,013 | 0.01022 | 100,000 | 99,069 | 0.99004 [a] | 7,415,237 | 74.2 |
| **1** | 0.00000 | - | 0.00000 | 98,987 | 395,949 | 0.99639 [b] | 7,316,169 | 73.9 |
| **5** | 0.00689 | 682 | 0.00138 | 98,987 | 493,231 | 0.99654 | 6,920,219 | 69.9 |
| **10** | 0.00000 | - | 0.00000 | 98,305 | 491,526 | 1.00000 | 6,426,988 | 65.4 |
| **15** | 0.00000 | - | 0.00000 | 98,305 | 491,526 | 1.00000 | 5,935,462 | 60.4 |
| **20** | 0.00000 | - | 0.00000 | 98,305 | 491,526 | 1.00000 | 5,443,937 | 55.4 |
| **25** | 0.00000 | - | 0.00000 | 98,305 | 491,526 | 0.99377 | 4,952,411 | 50.4 |
| **30** | 0.01247 | 1,226 | 0.00251 | 98,305 | 488,462 | 0.99175 | 4,460,885 | 45.4 |
| **35** | 0.00398 | 387 | 0.00080 | 97,080 | 484,431 | 0.98798 | 3,972,423 | 40.9 |
| **40** | 0.02009 | 1,943 | 0.00406 | 96,693 | 478,607 | 0.98523 | 3,487,992 | 36.1 |
| **45** | 0.00935 | 886 | 0.00188 | 94,750 | 471,536 | 0.98512 | 3,009,385 | 31.8 |
| **50** | 0.02046 | 1,920 | 0.00413 | 93,864 | 464,521 | 0.97530 | 2,537,849 | 27.0 |
| **55** | 0.02903 | 2,669 | 0.00589 | 91,944 | 453,046 | 0.95102 | 2,073,329 | 22.5 |
| **60** | 0.06951 | 6,206 | 0.01440 | 89,274 | 430,858 | 0.92669 | 1,620,283 | 18.1 |
| **65** | 0.07740 | 6,429 | 0.01610 | 83,069 | 399,270 | 0.88268 | 1,189,425 | 14.3 |
| **70** | 0.16058 | 12,307 | 0.03492 | 76,639 | 352,428 | 0.69277 | 790,155 | 10.3 |
| **75** | 0.48193 | 31,003 | 0.12698 | 64,332 | 244,152 | 0.44223 [c] | 437,727 | 6.8 |
| **80+** | 1.00000 | 33,329 | 0.17217 | 33,329 | 193,575 | - | 193,575 | 5.8 |

**Nota:** *Notes:*
[a] **Daripada umur 0 hingga kumpulan umur 1-4** *From age of 0 to age group 1-4*
[b] **Daripada umur 0, kumpulan umur 1-4 hingga kumpulan umur 5-9** *From age of 0, age group 1-4 to age group 5-9*
[c] **Daripada umur 75 hingga 80+** *From age of 75 to 80+*
[p] **Permulaan** *Preliminary*

**Jadual 4.11.24: Jadual hayat ringkas mengikut jantina dan umur, Miri, Sarawak, 2025[P]**

*Table 4.11.24: Abridged life table by sex and age, Miri, Sarawak, 2025[P]*

| **Umur** *Age* | **Kebarangkalian mati di antara umur x dan umur x+n** *Probability of dying between age x and age x+n* | **Bilangan kematian di antara umur x dan umur x+n** *Number of deaths between age x and age x+n* | **Kadar tengah mortaliti di antara umur x dan umur x+n** *Central mortality rate between age x and age x+n* | **Penakat (orang yang masih hidup) pada umur tepat x** *Survivors at exact age x* | **Bilangan orang hidup-tahun di antara umur x dan umur x+n** *Number of person-years lived between age x and age x+n* | **Nisbah ketakatan** *Survival ratio* | **Jumlah bilangan orang hidup-tahun selepas umur tepat x** *Total number of person-years lived after exact age x* | **Jangkaan hayat** *Life expectancy* |
|---|---|---|---|---|---|---|---|---|
| **x** | $_nq_x$ | $_nd_x$ | $_nm_x$ | $l_x$ | $_nL_x$ | $_nS_x$ | $T_x$ | $e_x$ |
| **Lelaki dan Perempuan** *Both sexes* | | | | | | | | |
| **0** | 0.00820 | 820 | 0.00826 | 100,000 | 99,241 | 0.99093 [a] | 7,582,680 | 75.8 |
| **1** | 0.00201 | 199 | 0.00050 | 99,180 | 396,225 | 0.99820 [b] | 7,483,439 | 75.5 |
| **5** | 0.00133 | 132 | 0.00027 | 98,981 | 494,576 | 0.99869 | 7,087,214 | 71.6 |
| **10** | 0.00128 | 127 | 0.00026 | 98,849 | 493,930 | 0.99806 | 6,592,638 | 66.7 |
| **15** | 0.00260 | 256 | 0.00052 | 98,723 | 492,972 | 0.99708 | 6,098,708 | 61.8 |
| **20** | 0.00325 | 320 | 0.00065 | 98,466 | 491,530 | 0.99618 | 5,605,736 | 56.9 |
| **25** | 0.00440 | 432 | 0.00088 | 98,146 | 489,651 | 0.99464 | 5,114,205 | 52.1 |
| **30** | 0.00632 | 617 | 0.00127 | 97,714 | 487,028 | 0.99131 | 4,624,555 | 47.3 |
| **35** | 0.01108 | 1,076 | 0.00223 | 97,097 | 482,795 | 0.98780 | 4,137,526 | 42.6 |
| **40** | 0.01334 | 1,281 | 0.00269 | 96,021 | 476,904 | 0.98448 | 3,654,731 | 38.1 |
| **45** | 0.01773 | 1,680 | 0.00358 | 94,741 | 469,504 | 0.97554 | 3,177,827 | 33.5 |
| **50** | 0.03132 | 2,914 | 0.00636 | 93,061 | 458,020 | 0.96058 | 2,708,323 | 29.1 |
| **55** | 0.04778 | 4,307 | 0.00979 | 90,147 | 439,966 | 0.94803 | 2,250,303 | 25.0 |
| **60** | 0.05638 | 4,839 | 0.01160 | 85,839 | 417,099 | 0.93191 | 1,810,337 | 21.1 |
| **65** | 0.08050 | 6,521 | 0.01678 | 81,000 | 388,699 | 0.89612 | 1,393,238 | 17.2 |
| **70** | 0.12931 | 9,631 | 0.02765 | 74,479 | 348,320 | 0.83945 | 1,004,539 | 13.5 |
| **75** | 0.19644 | 12,739 | 0.04357 | 64,849 | 292,396 | 0.55442 [c] | 656,219 | 10.1 |
| **80+** | 1.00000 | 52,110 | 0.14323 | 52,110 | 363,823 | - | 363,823 | 7.0 |
| **Lelaki** *Male* | | | | | | | | |
| **0** | 0.00838 | 838 | 0.00844 | 100,000 | 99,218 | 0.99070 [a] | 7,353,923 | 73.5 |
| **1** | 0.00221 | 219 | 0.00055 | 99,162 | 396,130 | 0.99802 [b] | 7,254,705 | 73.2 |
| **5** | 0.00141 | 140 | 0.00028 | 98,943 | 494,367 | 0.99892 | 6,858,575 | 69.3 |
| **10** | 0.00075 | 74 | 0.00015 | 98,804 | 493,834 | 0.99779 | 6,364,208 | 64.4 |
| **15** | 0.00367 | 363 | 0.00074 | 98,730 | 492,743 | 0.99581 | 5,870,373 | 59.5 |
| **20** | 0.00471 | 464 | 0.00095 | 98,367 | 490,677 | 0.99444 | 5,377,630 | 54.7 |
| **25** | 0.00642 | 628 | 0.00129 | 97,904 | 487,947 | 0.99266 | 4,886,953 | 49.9 |
| **30** | 0.00827 | 805 | 0.00166 | 97,275 | 484,364 | 0.98816 | 4,399,007 | 45.2 |
| **35** | 0.01544 | 1,489 | 0.00311 | 96,470 | 478,628 | 0.98360 | 3,914,643 | 40.6 |
| **40** | 0.01737 | 1,650 | 0.00351 | 94,981 | 470,779 | 0.97924 | 3,436,015 | 36.2 |
| **45** | 0.02420 | 2,258 | 0.00490 | 93,331 | 461,008 | 0.96928 | 2,965,236 | 31.8 |
| **50** | 0.03740 | 3,406 | 0.00762 | 91,072 | 446,847 | 0.95150 | 2,504,228 | 27.5 |
| **55** | 0.06004 | 5,264 | 0.01238 | 87,667 | 425,174 | 0.93637 | 2,057,380 | 23.5 |
| **60** | 0.06745 | 5,558 | 0.01396 | 82,403 | 398,119 | 0.91512 | 1,632,207 | 19.8 |
| **65** | 0.10356 | 7,958 | 0.02184 | 76,845 | 364,328 | 0.87091 | 1,234,088 | 16.1 |
| **70** | 0.15757 | 10,854 | 0.03421 | 68,887 | 317,297 | 0.81226 | 869,759 | 12.6 |
| **75** | 0.22356 | 12,974 | 0.05034 | 58,032 | 257,727 | 0.53349 [c] | 552,462 | 9.5 |
| **80+** | 1.00000 | 45,059 | 0.15288 | 45,059 | 294,735 | - | 294,735 | 6.5 |
| **Perempuan** *Female* | | | | | | | | |
| **0** | 0.00801 | 801 | 0.00807 | 100,000 | 99,258 | 0.99123 [a] | 7,855,558 | 78.6 |
| **1** | 0.00178 | 177 | 0.00045 | 99,199 | 396,356 | 0.99836 [b] | 7,756,299 | 78.2 |
| **5** | 0.00124 | 123 | 0.00025 | 99,022 | 494,802 | 0.99844 | 7,359,944 | 74.3 |
| **10** | 0.00189 | 186 | 0.00038 | 98,899 | 494,028 | 0.99840 | 6,865,141 | 69.4 |
| **15** | 0.00132 | 131 | 0.00026 | 98,712 | 493,236 | 0.99860 | 6,371,113 | 64.5 |
| **20** | 0.00147 | 145 | 0.00030 | 98,582 | 492,546 | 0.99831 | 5,877,877 | 59.6 |
| **25** | 0.00190 | 187 | 0.00038 | 98,436 | 491,714 | 0.99695 | 5,385,331 | 54.7 |
| **30** | 0.00420 | 413 | 0.00084 | 98,249 | 490,214 | 0.99481 | 4,893,617 | 49.8 |
| **35** | 0.00618 | 605 | 0.00124 | 97,836 | 487,671 | 0.99244 | 4,403,403 | 45.0 |
| **40** | 0.00894 | 869 | 0.00180 | 97,232 | 483,986 | 0.98988 | 3,915,732 | 40.3 |
| **45** | 0.01130 | 1,089 | 0.00227 | 96,362 | 479,089 | 0.98173 | 3,431,747 | 35.6 |
| **50** | 0.02532 | 2,412 | 0.00513 | 95,273 | 470,335 | 0.96948 | 2,952,658 | 31.0 |
| **55** | 0.03585 | 3,329 | 0.00730 | 92,861 | 455,982 | 0.95973 | 2,482,323 | 26.7 |
| **60** | 0.04486 | 4,016 | 0.00918 | 89,532 | 437,619 | 0.94946 | 2,026,341 | 22.6 |
| **65** | 0.05650 | 4,831 | 0.01163 | 85,516 | 415,500 | 0.92336 | 1,588,721 | 18.6 |
| **70** | 0.09798 | 7,906 | 0.02061 | 80,684 | 383,657 | 0.86953 | 1,173,221 | 14.5 |
| **75** | 0.16648 | 12,116 | 0.03632 | 72,779 | 333,602 | 0.57749 [c] | 789,563 | 10.8 |
| **80+** | 1.00000 | 60,662 | 0.13304 | 60,662 | 455,961 | - | 455,961 | 7.5 |

**Nota:** *Notes:*

[a] **Daripada umur 0 hingga kumpulan umur 1-4**
*From age of 0 to age group 1-4*

[b] **Daripada umur 0, kumpulan umur 1-4 hingga kumpulan umur 5-9**
*From age of 0, age group 1-4 to age group 5-9*

[c] **Daripada umur 75 hingga 80+**
*From age of 75 to 80+*

[P] **Permulaan**
*Preliminary*

**Jadual 4.11.25: Jadual hayat ringkas mengikut jantina dan umur, Marudi, Sarawak, 2025[P]**
*Table 4.11.25: Abridged life table by sex and age, Marudi, Sarawak, 2025 [P]*

| **Umur** *Age* | **Kebarangkalian mati di antara umur x dan umur x+n** *Probability of dying between age x and age x+n* | **Bilangan kematian di antara umur x dan umur x+n** *Number of deaths between age x and age x+n* | **Kadar tengah mortaliti di antara umur x dan umur x+n** *Central mortality rate between age x and age x+n* | **Penakat (orang yang masih hidup) pada umur tepat x** *Survivors at exact age x* | **Bilangan orang hidup-tahun di antara umur x dan umur x+n** *Number of person-years lived between age x and age x+n* | **Nisbah ketakatan** *Survival ratio* | **Jumlah bilangan orang hidup-tahun selepas umur tepat x** *Total number of person-years lived after exact age x* | **Jangkaan hayat** *Life expectancy* |
|---|---|---|---|---|---|---|---|---|
| **x** | $_nq_x$ | $_nd_x$ | $_nm_x$ | $l_x$ | $_nL_x$ | $_nS_x$ | $T_x$ | $e_x$ |
| **Lelaki dan Perempuan** *Both sexes* | | | | | | | | |
| **0** | 0.00228 | 228 | 0.00228 | 100,000 | 99,785 | 0.99716 [a] | 7,048,301 | 70.5 |
| **1** | 0.00119 | 119 | 0.00030 | 99,772 | 398,795 | 0.99937 [b] | 6,948,515 | 69.6 |
| **5** | 0.00000 | - | 0.00000 | 99,653 | 498,267 | 0.99821 | 6,549,721 | 65.7 |
| **10** | 0.00359 | 358 | 0.00072 | 99,653 | 497,373 | 0.99586 | 6,051,454 | 60.7 |
| **15** | 0.00470 | 467 | 0.00094 | 99,296 | 495,312 | 0.99603 | 5,554,080 | 55.9 |
| **20** | 0.00323 | 319 | 0.00065 | 98,829 | 493,346 | 0.99238 | 5,058,768 | 51.2 |
| **25** | 0.01201 | 1,184 | 0.00242 | 98,510 | 489,589 | 0.98858 | 4,565,422 | 46.3 |
| **30** | 0.01083 | 1,054 | 0.00218 | 97,326 | 483,996 | 0.99000 | 4,075,832 | 41.9 |
| **35** | 0.00917 | 882 | 0.00184 | 96,272 | 479,156 | 0.98429 | 3,591,836 | 37.3 |
| **40** | 0.02232 | 2,129 | 0.00451 | 95,390 | 471,628 | 0.97162 | 3,112,680 | 32.6 |
| **45** | 0.03459 | 3,226 | 0.00704 | 93,261 | 458,242 | 0.95094 | 2,641,052 | 28.3 |
| **50** | 0.06406 | 5,768 | 0.01324 | 90,036 | 435,759 | 0.92842 | 2,182,810 | 24.2 |
| **55** | 0.07961 | 6,708 | 0.01658 | 84,268 | 404,569 | 0.91013 | 1,747,051 | 20.7 |
| **60** | 0.10101 | 7,834 | 0.02128 | 77,560 | 368,212 | 0.88493 | 1,342,482 | 17.3 |
| **65** | 0.13072 | 9,114 | 0.02797 | 69,725 | 325,840 | 0.84328 | 974,270 | 14.0 |
| **70** | 0.18663 | 11,312 | 0.04117 | 60,611 | 274,774 | 0.72822 | 648,429 | 10.7 |
| **75** | 0.37647 | 18,560 | 0.09275 | 49,299 | 200,095 | 0.46449 [c] | 373,655 | 7.6 |
| **80+** | 1.00000 | 30,739 | 0.17711 | 30,739 | 173,560 | - | 173,560 | 5.6 |
| **Lelaki** *Male* | | | | | | | | |
| **0** | 0.00291 | 291 | 0.00292 | 100,000 | 99,724 | 0.99601 [a] | 6,812,333 | 68.1 |
| **1** | 0.00238 | 237 | 0.00060 | 99,709 | 398,279 | 0.99871 [b] | 6,712,608 | 67.3 |
| **5** | 0.00000 | - | 0.00000 | 99,472 | 497,361 | 1.00000 | 6,314,330 | 63.5 |
| **10** | 0.00000 | - | 0.00000 | 99,472 | 497,361 | 0.99559 | 5,816,969 | 58.5 |
| **15** | 0.00883 | 878 | 0.00177 | 99,472 | 495,166 | 0.99483 | 5,319,608 | 53.5 |
| **20** | 0.00148 | 146 | 0.00030 | 98,594 | 492,607 | 0.99024 | 4,824,442 | 48.9 |
| **25** | 0.01805 | 1,777 | 0.00364 | 98,448 | 487,799 | 0.98230 | 4,331,835 | 44.0 |
| **30** | 0.01735 | 1,677 | 0.00350 | 96,671 | 479,165 | 0.98704 | 3,844,036 | 39.8 |
| **35** | 0.00850 | 807 | 0.00171 | 94,994 | 472,954 | 0.98226 | 3,364,871 | 35.4 |
| **40** | 0.02706 | 2,548 | 0.00549 | 94,187 | 464,565 | 0.96543 | 2,891,918 | 30.7 |
| **45** | 0.04229 | 3,875 | 0.00864 | 91,639 | 448,506 | 0.92968 | 2,427,353 | 26.5 |
| **50** | 0.09958 | 8,740 | 0.02096 | 87,764 | 416,969 | 0.90413 | 1,978,847 | 22.5 |
| **55** | 0.09174 | 7,250 | 0.01923 | 79,024 | 376,995 | 0.91040 | 1,561,878 | 19.8 |
| **60** | 0.08723 | 6,261 | 0.01824 | 71,774 | 343,217 | 0.87478 | 1,184,884 | 16.5 |
| **65** | 0.16684 | 10,930 | 0.03641 | 65,513 | 300,239 | 0.81301 | 841,666 | 12.8 |
| **70** | 0.21118 | 11,527 | 0.04722 | 54,583 | 244,097 | 0.69152 | 541,427 | 9.9 |
| **75** | 0.43182 | 18,592 | 0.11014 | 43,056 | 168,799 | 0.43228 [c] | 297,330 | 6.9 |
| **80+** | 1.00000 | 24,464 | 0.19033 | 24,464 | 128,531 | - | 128,531 | 5.3 |
| **Perempuan** *Female* | | | | | | | | |
| **0** | 0.00159 | 159 | 0.00159 | 100,000 | 99,850 | 0.99843 [a] | 7,346,714 | 73.5 |
| **1** | 0.00000 | - | 0.00000 | 99,841 | 399,366 | 0.99998 [b] | 7,246,864 | 72.6 |
| **5** | 0.00000 | - | 0.00000 | 99,841 | 499,207 | 0.99629 | 6,847,498 | 68.6 |
| **10** | 0.00742 | 741 | 0.00149 | 99,841 | 497,354 | 0.99627 | 6,348,291 | 63.6 |
| **15** | 0.00000 | - | 0.00000 | 99,100 | 495,501 | 0.99733 | 5,850,937 | 59.0 |
| **20** | 0.00534 | 529 | 0.00107 | 99,100 | 494,178 | 0.99569 | 5,355,436 | 54.0 |
| **25** | 0.00327 | 322 | 0.00065 | 98,571 | 492,050 | 0.99701 | 4,861,258 | 49.3 |
| **30** | 0.00270 | 265 | 0.00054 | 98,249 | 490,581 | 0.99368 | 4,369,208 | 44.5 |
| **35** | 0.00995 | 974 | 0.00200 | 97,983 | 487,481 | 0.98663 | 3,878,628 | 39.6 |
| **40** | 0.01684 | 1,634 | 0.00340 | 97,009 | 480,961 | 0.97820 | 3,391,147 | 35.0 |
| **45** | 0.02685 | 2,560 | 0.00544 | 95,375 | 470,476 | 0.97415 | 2,910,186 | 30.5 |
| **50** | 0.02483 | 2,305 | 0.00503 | 92,815 | 458,313 | 0.95499 | 2,439,710 | 26.3 |
| **55** | 0.06570 | 5,947 | 0.01359 | 90,510 | 437,684 | 0.90972 | 1,981,397 | 21.9 |
| **60** | 0.11659 | 9,859 | 0.02476 | 84,563 | 398,169 | 0.89531 | 1,543,713 | 18.3 |
| **65** | 0.09122 | 6,815 | 0.01912 | 74,704 | 356,484 | 0.87434 | 1,145,545 | 15.3 |
| **70** | 0.16355 | 11,103 | 0.03562 | 67,890 | 311,689 | 0.76652 | 789,061 | 11.6 |
| **75** | 0.31707 | 18,005 | 0.07536 | 56,786 | 238,917 | 0.49952 [c] | 477,372 | 8.4 |
| **80+** | 1.00000 | 38,781 | 0.16263 | 38,781 | 238,455 | - | 238,455 | 6.1 |

**Nota:** *Notes:*
[a] **Daripada umur 0 hingga kumpulan umur 1-4**
*From age of 0 to age group 1-4*
[b] **Daripada umur 0, kumpulan umur 1-4 hingga kumpulan umur 5-9**
*From age of 0, age group 1-4 to age group 5-9*
[c] **Daripada umur 75 hingga 80+**
*From age of 75 to 80+*
[P] **Permulaan**
*Preliminary*

**Jadual 4.11.26: Jadual hayat ringkas mengikut jantina dan umur, Limbang, Sarawak, 2025[P]**
*Table 4.11.26: Abridged life table by sex and age, Limbang, Sarawak, 2025 [P]*

| **Umur** *Age* | **Kebarangkalian mati di antara umur x dan umur x+n** *Probability of dying between age x and age x+n* | **Bilangan kematian di antara umur x dan umur x+n** *Number of deaths between age x and age x+n* | **Kadar tengah mortaliti di antara umur x dan umur x+n** *Central mortality rate between age x and age x+n* | **Penakat (orang yang masih hidup) pada umur tepat x** *Survivors at exact age x* | **Bilangan orang hidup-tahun di antara umur x dan umur x+n** *Number of person-years lived between age x and age x+n* | **Nisbah ketakatan** *Survival ratio* | **Jumlah bilangan orang hidup-tahun selepas umur tepat x** *Total number of person-years lived after exact age x* | **Jangkaan hayat** *Life expectancy* |
|---|---|---|---|---|---|---|---|---|
| **x** | $_nq_x$ | $_nd_x$ | $_nm_x$ | $l_x$ | $_nL_x$ | $_nS_x$ | $T_x$ | $e_x$ |
| **Lelaki dan Perempuan** *Both sexes* | | | | | | | | |
| **0** | 0.01481 | 1,481 | 0.01501 | 100,000 | 98,659 | 0.98521 [a] | 7,414,257 | 74.1 |
| **1** | 0.00053 | 52 | 0.00013 | 98,519 | 393,947 | 0.99899 [b] | 7,315,598 | 74.3 |
| **5** | 0.00092 | 91 | 0.00018 | 98,467 | 492,110 | 0.99821 | 6,921,650 | 70.3 |
| **10** | 0.00266 | 262 | 0.00053 | 98,377 | 491,228 | 0.99746 | 6,429,540 | 65.4 |
| **15** | 0.00241 | 236 | 0.00048 | 98,115 | 489,982 | 0.99799 | 5,938,313 | 60.5 |
| **20** | 0.00161 | 157 | 0.00032 | 97,878 | 488,999 | 0.99487 | 5,448,330 | 55.7 |
| **25** | 0.00866 | 846 | 0.00174 | 97,721 | 486,491 | 0.99309 | 4,959,331 | 50.7 |
| **30** | 0.00514 | 498 | 0.00103 | 96,875 | 483,131 | 0.99129 | 4,472,840 | 46.2 |
| **35** | 0.01229 | 1,185 | 0.00247 | 96,377 | 478,923 | 0.98580 | 3,989,709 | 41.4 |
| **40** | 0.01613 | 1,535 | 0.00325 | 95,192 | 472,123 | 0.97708 | 3,510,786 | 36.9 |
| **45** | 0.02982 | 2,793 | 0.00605 | 93,657 | 461,303 | 0.96674 | 3,038,663 | 32.4 |
| **50** | 0.03681 | 3,344 | 0.00750 | 90,864 | 445,960 | 0.95572 | 2,577,360 | 28.4 |
| **55** | 0.05204 | 4,554 | 0.01069 | 87,520 | 426,214 | 0.94820 | 2,131,400 | 24.4 |
| **60** | 0.05155 | 4,277 | 0.01058 | 82,966 | 404,136 | 0.92527 | 1,705,187 | 20.6 |
| **65** | 0.09917 | 7,804 | 0.02087 | 78,689 | 373,936 | 0.87808 | 1,301,051 | 16.5 |
| **70** | 0.14717 | 10,432 | 0.03177 | 70,885 | 328,347 | 0.82876 | 927,115 | 13.1 |
| **75** | 0.19947 | 12,058 | 0.04431 | 60,453 | 272,120 | 0.54553 [c] | 598,768 | 9.9 |
| **80+** | 1.00000 | 48,395 | 0.14816 | 48,395 | 326,648 | - | 326,648 | 6.7 |
| **Lelaki** *Male* | | | | | | | | |
| **0** | 0.01255 | 1,255 | 0.01269 | 100,000 | 98,844 | 0.98716 [a] | 7,183,388 | 71.8 |
| **1** | 0.00103 | 102 | 0.00026 | 98,745 | 394,738 | 0.99835 [b] | 7,084,544 | 71.7 |
| **5** | 0.00182 | 180 | 0.00036 | 98,643 | 492,768 | 0.99780 | 6,689,806 | 67.8 |
| **10** | 0.00257 | 253 | 0.00051 | 98,464 | 491,686 | 0.99718 | 6,197,038 | 62.9 |
| **15** | 0.00308 | 302 | 0.00062 | 98,211 | 490,298 | 0.99732 | 5,705,352 | 58.1 |
| **20** | 0.00228 | 223 | 0.00046 | 97,909 | 488,985 | 0.99319 | 5,215,054 | 53.3 |
| **25** | 0.01136 | 1,109 | 0.00228 | 97,686 | 485,654 | 0.99293 | 4,726,069 | 48.4 |
| **30** | 0.00274 | 265 | 0.00055 | 96,576 | 482,218 | 0.98963 | 4,240,415 | 43.9 |
| **35** | 0.01802 | 1,736 | 0.00364 | 96,311 | 477,217 | 0.98164 | 3,758,196 | 39.0 |
| **40** | 0.01871 | 1,769 | 0.00378 | 94,576 | 468,455 | 0.96717 | 3,280,980 | 34.7 |
| **45** | 0.04722 | 4,382 | 0.00967 | 92,806 | 453,076 | 0.94900 | 2,812,525 | 30.3 |
| **50** | 0.05497 | 4,860 | 0.01130 | 88,424 | 429,969 | 0.93684 | 2,359,450 | 26.7 |
| **55** | 0.07183 | 6,002 | 0.01490 | 83,564 | 402,813 | 0.93522 | 1,929,481 | 23.1 |
| **60** | 0.05719 | 4,436 | 0.01177 | 77,561 | 376,718 | 0.91078 | 1,526,668 | 19.7 |
| **65** | 0.12320 | 9,009 | 0.02626 | 73,126 | 343,106 | 0.86208 | 1,149,949 | 15.7 |
| **70** | 0.15471 | 9,920 | 0.03354 | 64,116 | 295,783 | 0.81591 | 806,844 | 12.6 |
| **75** | 0.21884 | 11,860 | 0.04915 | 54,197 | 241,333 | 0.52778 [c] | 511,060 | 9.4 |
| **80+** | 1.00000 | 42,336 | 0.15696 | 42,336 | 269,727 | - | 269,727 | 6.4 |
| **Perempuan** *Female* | | | | | | | | |
| **0** | 0.01718 | 1,718 | 0.01745 | 100,000 | 98,456 | 0.98316 [a] | 7,675,434 | 76.8 |
| **1** | 0.00000 | - | 0.00000 | 98,282 | 393,126 | 0.99964 [b] | 7,576,978 | 77.1 |
| **5** | 0.00000 | - | 0.00000 | 98,282 | 491,408 | 0.99862 | 7,183,852 | 73.1 |
| **10** | 0.00276 | 272 | 0.00055 | 98,282 | 490,728 | 0.99778 | 6,692,444 | 68.1 |
| **15** | 0.00168 | 164 | 0.00034 | 98,010 | 489,638 | 0.99874 | 6,201,715 | 63.3 |
| **20** | 0.00085 | 83 | 0.00017 | 97,845 | 489,019 | 0.99682 | 5,712,077 | 58.4 |
| **25** | 0.00551 | 539 | 0.00111 | 97,762 | 487,464 | 0.99342 | 5,223,058 | 53.4 |
| **30** | 0.00766 | 744 | 0.00154 | 97,223 | 484,256 | 0.99295 | 4,735,594 | 48.7 |
| **35** | 0.00644 | 622 | 0.00129 | 96,479 | 480,841 | 0.99008 | 4,251,338 | 44.1 |
| **40** | 0.01343 | 1,287 | 0.00270 | 95,858 | 476,070 | 0.98682 | 3,770,497 | 39.3 |
| **45** | 0.01293 | 1,223 | 0.00260 | 94,571 | 469,796 | 0.98431 | 3,294,426 | 34.8 |
| **50** | 0.01848 | 1,725 | 0.00373 | 93,348 | 462,426 | 0.97502 | 2,824,630 | 30.3 |
| **55** | 0.03160 | 2,895 | 0.00642 | 91,623 | 450,875 | 0.96150 | 2,362,204 | 25.8 |
| **60** | 0.04564 | 4,049 | 0.00934 | 88,727 | 433,514 | 0.94105 | 1,911,329 | 21.5 |
| **65** | 0.07291 | 6,174 | 0.01513 | 84,678 | 407,957 | 0.89564 | 1,477,814 | 17.5 |
| **70** | 0.13827 | 10,855 | 0.02971 | 78,504 | 365,384 | 0.84122 | 1,069,858 | 13.6 |
| **75** | 0.18257 | 12,351 | 0.04018 | 67,649 | 307,369 | 0.56369 [c] | 704,474 | 10.4 |
| **80+** | 1.00000 | 55,298 | 0.13925 | 55,298 | 397,105 | - | 397,105 | 7.2 |

**Nota:** *Notes:*
[a] **Daripada umur 0 hingga kumpulan umur 1-4**
*From age of 0 to age group 1-4*
[b] **Daripada umur 0, kumpulan umur 1-4 hingga kumpulan umur 5-9**
*From age of 0, age group 1-4 to age group 5-9*
[c] **Daripada umur 75 hingga 80+**
*From age of 75 to 80+*
[P] **Permulaan**
*Preliminary*

**Jadual 4.11.27: Jadual hayat ringkas mengikut jantina dan umur, Lawas, Sarawak, 2025[p]**
*Table 4.11.27: Abridged life table by sex and age, Lawas, Sarawak, 2025 [p]*

| Umur *Age* | Kebarangkalian mati di antara umur x dan umur x+n *Probability of dying between age x and age x+n* | Bilangan kematian di antara umur x dan umur x+n *Number of deaths between age x and age x+n* | Kadar tengah mortaliti di antara umur x dan umur x+n *Central mortality rate between age x and age x+n* | Penakat (orang yang masih hidup) pada umur tepat x *Survivors at exact age x* | Bilangan orang hidup-tahun di antara umur x dan umur x+n *Number of person-years lived between age x and age x+n* | Nisbah ketakatan *Survival ratio* | Jumlah bilangan orang hidup-tahun selepas umur tepat x *Total number of person-years lived after exact age x* | Jangkaan hayat *Life expectancy* |
|---|---|---|---|---|---|---|---|---|
| x | $_nq_x$ | $_nd_x$ | $_nm_x$ | $l_x$ | $_nL_x$ | $_nS_x$ | $T_x$ | $e_x$ |
| **Lelaki dan Perempuan** *Both sexes* | | | | | | | | |
| **0** | 0.00502 | 502 | 0.00504 | 100,000 | 99,531 | 0.99401 [a] | 7,371,111 | 73.7 |
| **1** | 0.00209 | 208 | 0.00052 | 99,498 | 397,475 | 0.99782 [b] | 7,271,580 | 73.1 |
| **5** | 0.00213 | 211 | 0.00043 | 99,290 | 495,921 | 0.99867 | 6,874,105 | 69.2 |
| **10** | 0.00052 | 52 | 0.00010 | 99,078 | 495,262 | 0.99802 | 6,378,184 | 64.4 |
| **15** | 0.00343 | 340 | 0.00069 | 99,026 | 494,283 | 0.99557 | 5,882,922 | 59.4 |
| **20** | 0.00544 | 537 | 0.00109 | 98,687 | 492,092 | 0.99553 | 5,388,639 | 54.6 |
| **25** | 0.00349 | 343 | 0.00070 | 98,150 | 489,893 | 0.99450 | 4,896,546 | 49.9 |
| **30** | 0.00751 | 735 | 0.00151 | 97,807 | 487,200 | 0.98864 | 4,406,653 | 45.1 |
| **35** | 0.01525 | 1,480 | 0.00307 | 97,073 | 481,664 | 0.98390 | 3,919,453 | 40.4 |
| **40** | 0.01698 | 1,623 | 0.00342 | 95,593 | 473,907 | 0.97643 | 3,437,789 | 36.0 |
| **45** | 0.03028 | 2,846 | 0.00615 | 93,970 | 462,736 | 0.96311 | 2,963,883 | 31.5 |
| **50** | 0.04370 | 3,983 | 0.00894 | 91,124 | 445,666 | 0.95155 | 2,501,147 | 27.4 |
| **55** | 0.05342 | 4,655 | 0.01098 | 87,142 | 424,071 | 0.93710 | 2,055,481 | 23.6 |
| **60** | 0.07291 | 6,014 | 0.01513 | 82,487 | 397,398 | 0.91251 | 1,631,410 | 19.8 |
| **65** | 0.10321 | 7,893 | 0.02176 | 76,472 | 362,631 | 0.88562 | 1,234,012 | 16.1 |
| **70** | 0.12685 | 8,699 | 0.02709 | 68,580 | 321,151 | 0.81239 | 871,382 | 12.7 |
| **75** | 0.25721 | 15,402 | 0.05903 | 59,881 | 260,899 | 0.52584 [c] | 550,230 | 9.2 |
| **80+** | 1.00000 | 44,479 | 0.15373 | 44,479 | 289,331 | - | 289,331 | 6.5 |
| **Lelaki** *Male* | | | | | | | | |
| **0** | 0.00248 | 248 | 0.00248 | 100,000 | 99,765 | 0.99562 [a] | 7,060,097 | 70.6 |
| **1** | 0.00411 | 410 | 0.00103 | 99,752 | 398,045 | 0.99727 [b] | 6,960,332 | 69.8 |
| **5** | 0.00105 | 104 | 0.00021 | 99,342 | 496,452 | 0.99894 | 6,562,288 | 66.1 |
| **10** | 0.00108 | 107 | 0.00022 | 99,238 | 495,924 | 0.99662 | 6,065,836 | 61.1 |
| **15** | 0.00568 | 563 | 0.00114 | 99,131 | 494,250 | 0.99383 | 5,569,911 | 56.2 |
| **20** | 0.00667 | 657 | 0.00134 | 98,569 | 491,200 | 0.99446 | 5,075,661 | 51.5 |
| **25** | 0.00441 | 431 | 0.00088 | 97,911 | 488,478 | 0.99213 | 4,584,462 | 46.8 |
| **30** | 0.01136 | 1,107 | 0.00228 | 97,480 | 484,632 | 0.98346 | 4,095,984 | 42.0 |
| **35** | 0.02179 | 2,100 | 0.00441 | 96,373 | 476,615 | 0.97740 | 3,611,352 | 37.5 |
| **40** | 0.02344 | 2,210 | 0.00474 | 94,273 | 465,842 | 0.96709 | 3,134,737 | 33.3 |
| **45** | 0.04262 | 3,923 | 0.00871 | 92,064 | 450,510 | 0.94697 | 2,668,895 | 29.0 |
| **50** | 0.06391 | 5,633 | 0.01320 | 88,140 | 426,618 | 0.93184 | 2,218,385 | 25.2 |
| **55** | 0.07270 | 5,999 | 0.01509 | 82,507 | 397,539 | 0.91749 | 1,791,767 | 21.7 |
| **60** | 0.09308 | 7,121 | 0.01952 | 76,508 | 364,739 | 0.89420 | 1,394,229 | 18.2 |
| **65** | 0.11983 | 8,315 | 0.02549 | 69,387 | 326,150 | 0.86089 | 1,029,490 | 14.8 |
| **70** | 0.16101 | 9,833 | 0.03502 | 61,073 | 280,780 | 0.76788 | 703,340 | 11.5 |
| **75** | 0.31688 | 16,237 | 0.07531 | 51,239 | 215,604 | 0.48977 [c] | 422,561 | 8.2 |
| **80+** | 1.00000 | 35,002 | 0.16913 | 35,002 | 206,957 | - | 206,957 | 5.9 |
| **Perempuan** *Female* | | | | | | | | |
| **0** | 0.00763 | 763 | 0.00769 | 100,000 | 99,292 | 0.99248 [a] | 7,765,866 | 77.7 |
| **1** | 0.00000 | - | 0.00000 | 99,237 | 396,947 | 0.99827 [b] | 7,666,574 | 77.3 |
| **5** | 0.00324 | 322 | 0.00065 | 99,237 | 495,379 | 0.99838 | 7,269,627 | 73.3 |
| **10** | 0.00000 | - | 0.00000 | 98,915 | 494,575 | 0.99949 | 6,774,248 | 68.5 |
| **15** | 0.00102 | 100 | 0.00020 | 98,915 | 494,324 | 0.99743 | 6,279,673 | 63.5 |
| **20** | 0.00412 | 407 | 0.00083 | 98,815 | 493,056 | 0.99671 | 5,785,349 | 58.5 |
| **25** | 0.00247 | 243 | 0.00049 | 98,408 | 491,432 | 0.99700 | 5,292,294 | 53.8 |
| **30** | 0.00353 | 346 | 0.00071 | 98,165 | 489,960 | 0.99394 | 4,800,862 | 48.9 |
| **35** | 0.00860 | 842 | 0.00173 | 97,819 | 486,990 | 0.99046 | 4,310,902 | 44.1 |
| **40** | 0.01048 | 1,016 | 0.00211 | 96,977 | 482,345 | 0.98655 | 3,823,912 | 39.4 |
| **45** | 0.01646 | 1,580 | 0.00332 | 95,961 | 475,856 | 0.98128 | 3,341,567 | 34.8 |
| **50** | 0.02101 | 1,983 | 0.00425 | 94,381 | 466,949 | 0.97301 | 2,865,711 | 30.4 |
| **55** | 0.03310 | 3,058 | 0.00673 | 92,398 | 454,347 | 0.95956 | 2,398,762 | 26.0 |
| **60** | 0.04803 | 4,291 | 0.00984 | 89,340 | 435,976 | 0.93304 | 1,944,415 | 21.8 |
| **65** | 0.08684 | 7,386 | 0.01816 | 85,050 | 406,784 | 0.91166 | 1,508,439 | 17.7 |
| **70** | 0.08998 | 6,988 | 0.01884 | 77,664 | 370,850 | 0.85879 | 1,101,655 | 14.2 |
| **75** | 0.19751 | 13,959 | 0.04383 | 70,676 | 318,482 | 0.56420 [c] | 730,805 | 10.3 |
| **80+** | 1.00000 | 56,717 | 0.13756 | 56,717 | 412,323 | - | 412,323 | 7.3 |

**Nota:** *Notes:*
[a] **Daripada umur 0 hingga kumpulan umur 1-4** *From age of 0 to age group 1-4*
[b] **Daripada umur 0, kumpulan umur 1-4 hingga kumpulan umur 5-9** *From age of 0, age group 1-4 to age group 5-9*
[c] **Daripada umur 75 hingga 80+** *From age of 75 to 80+*
[p] **Permulaan** *Preliminary*

**Jadual 4.11.28: Jadual hayat ringkas mengikut jantina dan umur, Matu, Sarawak, 2025[p]**
*Table 4.11.28: Abridged life table by sex and age, Matu, Sarawak, 2025 [p]*

| **Umur** *Age* | **Kebarangkalian mati di antara umur x dan umur x+n** *Probability of dying between age x and age x+n* | **Bilangan kematian di antara umur x dan umur x+n** *Number of deaths between age x and age x+n* | **Kadar tengah mortaliti di antara umur x dan umur x+n** *Central mortality rate between age x and age x+n* | **Penakat (orang yang masih hidup) pada umur tepat x** *Survivors at exact age x* | **Bilangan orang hidup-tahun di antara umur x dan umur x+n** *Number of person-years lived between age x and age x+n* | **Nisbah ketakatan** *Survival ratio* | **Jumlah bilangan orang hidup-tahun selepas umur tepat x** *Total number of person-years lived after exact age x* | **Jangkaan hayat** *Life expectancy* |
|---|---|---|---|---|---|---|---|---|
| **x** | $_nq_x$ | $_nd_x$ | $_nm_x$ | $l_x$ | $_nL_x$ | $_nS_x$ | $T_x$ | $e_x$ |
| **Lelaki dan Perempuan** *Both sexes* | | | | | | | | |
| **0** | 0.00438 | 438 | 0.00439 | 100,000 | 99,590 | 0.99340 [a] | 7,180,695 | 71.8 |
| **1** | 0.00460 | 458 | 0.00115 | 99,562 | 397,112 | 0.99606 [b] | 7,081,105 | 71.1 |
| **5** | 0.00313 | 311 | 0.00063 | 99,104 | 494,746 | 0.99689 | 6,683,993 | 67.4 |
| **10** | 0.00310 | 306 | 0.00062 | 98,794 | 493,205 | 0.99778 | 6,189,247 | 62.6 |
| **15** | 0.00133 | 131 | 0.00027 | 98,488 | 492,112 | 0.99693 | 5,696,042 | 57.8 |
| **20** | 0.00480 | 472 | 0.00096 | 98,357 | 490,603 | 0.99567 | 5,203,931 | 52.9 |
| **25** | 0.00386 | 378 | 0.00077 | 97,885 | 488,479 | 0.99375 | 4,713,327 | 48.2 |
| **30** | 0.00864 | 843 | 0.00174 | 97,507 | 485,427 | 0.99154 | 4,224,849 | 43.3 |
| **35** | 0.00828 | 800 | 0.00166 | 96,664 | 481,319 | 0.98714 | 3,739,421 | 38.7 |
| **40** | 0.01748 | 1,676 | 0.00353 | 95,864 | 475,128 | 0.97741 | 3,258,102 | 34.0 |
| **45** | 0.02780 | 2,618 | 0.00564 | 94,188 | 464,393 | 0.96613 | 2,782,974 | 29.5 |
| **50** | 0.04011 | 3,673 | 0.00819 | 91,570 | 448,664 | 0.94748 | 2,318,581 | 25.3 |
| **55** | 0.06544 | 5,752 | 0.01353 | 87,896 | 425,102 | 0.91918 | 1,869,916 | 21.3 |
| **60** | 0.09729 | 7,992 | 0.02045 | 82,145 | 390,744 | 0.89952 | 1,444,814 | 17.6 |
| **65** | 0.10401 | 7,713 | 0.02194 | 74,153 | 351,482 | 0.83665 | 1,054,071 | 14.2 |
| **70** | 0.22957 | 15,253 | 0.05187 | 66,440 | 294,069 | 0.72149 | 702,589 | 10.6 |
| **75** | 0.34203 | 17,508 | 0.08252 | 51,188 | 212,168 | 0.48064 [c] | 408,520 | 8.0 |
| **80+** | 1.00000 | 33,680 | 0.17153 | 33,680 | 196,352 | - | 196,352 | 5.8 |
| **Lelaki** *Male* | | | | | | | | |
| **0** | 0.00873 | 873 | 0.00881 | 100,000 | 99,186 | 0.98742 [a] | 7,092,981 | 70.9 |
| **1** | 0.00842 | 834 | 0.00211 | 99,127 | 394,526 | 0.99257 [b] | 6,993,795 | 70.6 |
| **5** | 0.00576 | 566 | 0.00116 | 98,292 | 490,046 | 0.99557 | 6,599,269 | 67.1 |
| **10** | 0.00309 | 302 | 0.00062 | 97,726 | 487,876 | 0.99718 | 6,109,222 | 62.5 |
| **15** | 0.00255 | 248 | 0.00051 | 97,424 | 486,501 | 0.99541 | 5,621,346 | 57.7 |
| **20** | 0.00663 | 644 | 0.00133 | 97,176 | 484,270 | 0.99451 | 5,134,845 | 52.8 |
| **25** | 0.00434 | 419 | 0.00087 | 96,532 | 481,613 | 0.99059 | 4,650,574 | 48.2 |
| **30** | 0.01450 | 1,393 | 0.00292 | 96,113 | 477,081 | 0.98675 | 4,168,962 | 43.4 |
| **35** | 0.01198 | 1,134 | 0.00241 | 94,719 | 470,762 | 0.98100 | 3,691,881 | 39.0 |
| **40** | 0.02611 | 2,443 | 0.00529 | 93,585 | 461,817 | 0.97750 | 3,221,119 | 34.4 |
| **45** | 0.01880 | 1,713 | 0.00380 | 91,142 | 451,425 | 0.97573 | 2,759,302 | 30.3 |
| **50** | 0.02985 | 2,670 | 0.00606 | 89,428 | 440,469 | 0.95500 | 2,307,877 | 25.8 |
| **55** | 0.06061 | 5,258 | 0.01250 | 86,759 | 420,649 | 0.92403 | 1,867,409 | 21.5 |
| **60** | 0.09233 | 7,525 | 0.01936 | 81,501 | 388,691 | 0.89867 | 1,446,759 | 17.8 |
| **65** | 0.11123 | 8,229 | 0.02356 | 73,976 | 349,307 | 0.84398 | 1,058,068 | 14.3 |
| **70** | 0.20641 | 13,571 | 0.04603 | 65,747 | 294,809 | 0.73047 | 708,761 | 10.8 |
| **75** | 0.34908 | 18,214 | 0.08458 | 52,176 | 215,348 | 0.47978 [c] | 413,953 | 7.9 |
| **80+** | 1.00000 | 33,963 | 0.17101 | 33,963 | 198,604 | - | 198,604 | 5.8 |
| **Perempuan** *Female* | | | | | | | | |
| **0** | 0.00000 | - | 0.00000 | 100,000 | 100,000 | 1.00000 [a] | 7,300,656 | 73.0 |
| **1** | 0.00000 | - | 0.00000 | 100,000 | 400,000 | 1.00000 [b] | 7,200,656 | 72.0 |
| **5** | 0.00000 | - | 0.00000 | 100,000 | 500,000 | 0.99845 | 6,800,656 | 68.0 |
| **10** | 0.00310 | 310 | 0.00062 | 100,000 | 499,224 | 0.99845 | 6,300,656 | 63.0 |
| **15** | 0.00000 | - | 0.00000 | 99,690 | 498,448 | 0.99869 | 5,801,432 | 58.2 |
| **20** | 0.00263 | 262 | 0.00053 | 99,690 | 497,793 | 0.99711 | 5,302,985 | 53.2 |
| **25** | 0.00316 | 314 | 0.00063 | 99,428 | 496,354 | 0.99842 | 4,805,191 | 48.3 |
| **30** | 0.00000 | - | 0.00000 | 99,114 | 495,569 | 0.99855 | 4,308,837 | 43.5 |
| **35** | 0.00290 | 288 | 0.00058 | 99,114 | 494,850 | 0.99525 | 3,813,268 | 38.5 |
| **40** | 0.00659 | 651 | 0.00132 | 98,826 | 492,501 | 0.97726 | 3,318,418 | 33.6 |
| **45** | 0.03900 | 3,829 | 0.00796 | 98,175 | 481,300 | 0.95518 | 2,825,917 | 28.8 |
| **50** | 0.05088 | 4,800 | 0.01044 | 94,346 | 459,727 | 0.93976 | 2,344,616 | 24.9 |
| **55** | 0.07009 | 6,277 | 0.01453 | 89,545 | 432,035 | 0.91426 | 1,884,889 | 21.0 |
| **60** | 0.10256 | 8,540 | 0.02162 | 83,269 | 394,992 | 0.89949 | 1,452,855 | 17.4 |
| **65** | 0.09821 | 7,339 | 0.02066 | 74,728 | 355,293 | 0.83121 | 1,057,862 | 14.2 |
| **70** | 0.24705 | 16,648 | 0.05637 | 67,389 | 295,324 | 0.71451 | 702,569 | 10.4 |
| **75** | 0.33654 | 17,076 | 0.08092 | 50,741 | 211,013 | 0.48185 [c] | 407,245 | 8.0 |
| **80+** | 1.00000 | 33,665 | 0.17156 | 33,665 | 196,232 | - | 196,232 | 5.8 |

**Nota:** *Notes:*
[a] **Daripada umur 0 hingga kumpulan umur 1-4**
*From age of 0 to age group 1-4*
[b] **Daripada umur 0, kumpulan umur 1-4 hingga kumpulan umur 5-9**
*From age of 0, age group 1-4 to age group 5-9*
[c] **Daripada umur 75 hingga 80+**
*From age of 75 to 80+*
[p] **Permulaan**
*Preliminary*

**Jadual 4.11.29: Jadual hayat ringkas mengikut jantina dan umur, Asajaya, Sarawak, 2025[p]**

*Table 4.11.29: Abridged life table by sex and age, Asajaya, Sarawak, 2025 [p]*

| **Umur** *Age* | **Kebarangkalian mati di antara umur x dan umur x+n** *Probability of dying between age x and age x+n* | **Bilangan kematian di antara umur x dan umur x+n** *Number of deaths between age x and age x+n* | **Kadar tengah mortaliti di antara umur x dan umur x+n** *Central mortality rate between age x and age x+n* | **Penakat (orang yang masih hidup) pada umur tepat x** *Survivors at exact age x* | **Bilangan orang hidup-tahun di antara umur x dan umur x+n** *Number of person-years lived between age x and age x+n* | **Nisbah ketakatan** *Survival ratio* | **Jumlah bilangan orang hidup-tahun selepas umur tepat x** *Total number of person-years lived after exact age x* | **Jangkaan hayat** *Life expectancy* |
|---|---|---|---|---|---|---|---|---|
| **x** | $_nq_x$ | $_nd_x$ | $_nm_x$ | $l_x$ | $_nL_x$ | $_nS_x$ | $T_x$ | $e_x$ |
| **Lelaki dan Perempuan** *Both sexes* | | | | | | | | |
| **0** | 0.00268 | 268 | 0.00268 | 100,000 | 99,748 | 0.99625 [a] | 7,446,889 | 74.5 |
| **1** | 0.00223 | 222 | 0.00056 | 99,732 | 398,378 | 0.99884 [b] | 7,347,141 | 73.7 |
| **5** | 0.00000 | - | 0.00000 | 99,510 | 497,550 | 0.99874 | 6,948,763 | 69.8 |
| **10** | 0.00251 | 250 | 0.00050 | 99,510 | 496,925 | 0.99593 | 6,451,213 | 64.8 |
| **15** | 0.00564 | 560 | 0.00113 | 99,260 | 494,901 | 0.99435 | 5,954,288 | 60.0 |
| **20** | 0.00565 | 558 | 0.00113 | 98,701 | 492,108 | 0.99251 | 5,459,386 | 55.3 |
| **25** | 0.00934 | 916 | 0.00188 | 98,143 | 488,422 | 0.99025 | 4,967,279 | 50.6 |
| **30** | 0.01016 | 988 | 0.00204 | 97,226 | 483,661 | 0.98904 | 4,478,857 | 46.1 |
| **35** | 0.01177 | 1,133 | 0.00237 | 96,238 | 478,359 | 0.98122 | 3,995,196 | 41.5 |
| **40** | 0.02587 | 2,461 | 0.00524 | 95,105 | 469,375 | 0.97402 | 3,516,837 | 37.0 |
| **45** | 0.02610 | 2,418 | 0.00529 | 92,645 | 457,179 | 0.96925 | 3,047,463 | 32.9 |
| **50** | 0.03553 | 3,206 | 0.00724 | 90,227 | 443,119 | 0.96201 | 2,590,284 | 28.7 |
| **55** | 0.04054 | 3,528 | 0.00828 | 87,021 | 426,285 | 0.94763 | 2,147,165 | 24.7 |
| **60** | 0.06470 | 5,402 | 0.01337 | 83,493 | 403,961 | 0.93026 | 1,720,880 | 20.6 |
| **65** | 0.07512 | 5,866 | 0.01561 | 78,091 | 375,790 | 0.89081 | 1,316,919 | 16.9 |
| **70** | 0.14602 | 10,546 | 0.03150 | 72,225 | 334,759 | 0.82479 | 941,130 | 13.0 |
| **75** | 0.20939 | 12,915 | 0.04678 | 61,679 | 276,106 | 0.54466 [c] | 606,371 | 9.8 |
| **80+** | 1.00000 | 48,764 | 0.14765 | 48,764 | 330,264 | - | 330,264 | 6.8 |
| **Lelaki** *Male* | | | | | | | | |
| **0** | 0.00310 | 310 | 0.00311 | 100,000 | 99,706 | 0.99538 [a] | 7,270,077 | 72.7 |
| **1** | 0.00331 | 330 | 0.00083 | 99,690 | 397,982 | 0.99821 [b] | 7,170,371 | 71.9 |
| **5** | 0.00000 | - | 0.00000 | 99,360 | 496,799 | 0.99879 | 6,772,389 | 68.2 |
| **10** | 0.00242 | 240 | 0.00048 | 99,360 | 496,199 | 0.99630 | 6,275,590 | 63.2 |
| **15** | 0.00499 | 494 | 0.00100 | 99,120 | 494,363 | 0.99400 | 5,779,391 | 58.3 |
| **20** | 0.00702 | 693 | 0.00141 | 98,626 | 491,395 | 0.99028 | 5,285,028 | 53.6 |
| **25** | 0.01244 | 1,219 | 0.00250 | 97,933 | 486,617 | 0.98459 | 4,793,632 | 48.9 |
| **30** | 0.01842 | 1,782 | 0.00372 | 96,714 | 479,116 | 0.98308 | 4,307,015 | 44.5 |
| **35** | 0.01539 | 1,461 | 0.00310 | 94,932 | 471,009 | 0.97767 | 3,827,899 | 40.3 |
| **40** | 0.02938 | 2,746 | 0.00596 | 93,471 | 460,491 | 0.96831 | 3,356,890 | 35.9 |
| **45** | 0.03406 | 3,090 | 0.00693 | 90,725 | 445,899 | 0.96711 | 2,896,399 | 31.9 |
| **50** | 0.03168 | 2,776 | 0.00644 | 87,635 | 431,233 | 0.95886 | 2,450,500 | 28.0 |
| **55** | 0.05091 | 4,320 | 0.01045 | 84,859 | 413,493 | 0.94279 | 2,019,267 | 23.8 |
| **60** | 0.06384 | 5,142 | 0.01319 | 80,539 | 389,839 | 0.92850 | 1,605,773 | 19.9 |
| **65** | 0.07968 | 6,008 | 0.01660 | 75,397 | 361,966 | 0.87562 | 1,215,934 | 16.1 |
| **70** | 0.17295 | 12,001 | 0.03786 | 69,389 | 316,944 | 0.79883 | 853,969 | 12.3 |
| **75** | 0.23529 | 13,503 | 0.05333 | 57,388 | 253,184 | 0.52854 [c] | 537,025 | 9.4 |
| **80+** | 1.00000 | 43,885 | 0.15461 | 43,885 | 283,841 | - | 283,841 | 6.5 |
| **Perempuan** *Female* | | | | | | | | |
| **0** | 0.00222 | 222 | 0.00222 | 100,000 | 99,791 | 0.99725 [a] | 7,644,508 | 76.4 |
| **1** | 0.00113 | 112 | 0.00028 | 99,778 | 398,833 | 0.99941 [b] | 7,544,718 | 75.6 |
| **5** | 0.00000 | - | 0.00000 | 99,666 | 498,328 | 0.99869 | 7,145,884 | 71.7 |
| **10** | 0.00262 | 261 | 0.00052 | 99,666 | 497,677 | 0.99553 | 6,647,556 | 66.7 |
| **15** | 0.00633 | 629 | 0.00127 | 99,405 | 495,453 | 0.99473 | 6,149,880 | 61.9 |
| **20** | 0.00421 | 416 | 0.00084 | 98,776 | 492,841 | 0.99502 | 5,654,426 | 57.2 |
| **25** | 0.00575 | 566 | 0.00115 | 98,360 | 490,386 | 0.99642 | 5,161,586 | 52.5 |
| **30** | 0.00140 | 137 | 0.00028 | 97,794 | 488,631 | 0.99543 | 4,671,199 | 47.8 |
| **35** | 0.00776 | 758 | 0.00156 | 97,658 | 486,396 | 0.98505 | 4,182,568 | 42.8 |
| **40** | 0.02220 | 2,152 | 0.00449 | 96,900 | 479,123 | 0.97972 | 3,696,172 | 38.1 |
| **45** | 0.01831 | 1,735 | 0.00370 | 94,749 | 469,407 | 0.97139 | 3,217,050 | 34.0 |
| **50** | 0.03910 | 3,637 | 0.00798 | 93,014 | 455,977 | 0.96548 | 2,747,643 | 29.5 |
| **55** | 0.02976 | 2,660 | 0.00604 | 89,377 | 440,234 | 0.95262 | 2,291,666 | 25.6 |
| **60** | 0.06553 | 5,683 | 0.01355 | 86,717 | 419,378 | 0.93203 | 1,851,432 | 21.4 |
| **65** | 0.07058 | 5,719 | 0.01463 | 81,034 | 390,873 | 0.90557 | 1,432,054 | 17.7 |
| **70** | 0.12009 | 9,044 | 0.02555 | 75,315 | 353,964 | 0.85116 | 1,041,181 | 13.8 |
| **75** | 0.18151 | 12,029 | 0.03993 | 66,271 | 301,281 | 0.56159 [c] | 687,217 | 10.4 |
| **80+** | 1.00000 | 54,242 | 0.14055 | 54,242 | 385,936 | - | 385,936 | 7.1 |

**Nota:** *Notes:*

[a] **Daripada umur 0 hingga kumpulan umur 1-4**
*From age of 0 to age group 1-4*

[b] **Daripada umur 0, kumpulan umur 1-4 hingga kumpulan umur 5-9**
*From age of 0, age group 1-4 to age group 5-9*

[c] **Daripada umur 75 hingga 80+**
*From age of 75 to 80+*

[p] **Permulaan**
*Preliminary*

**Jadual 4.11.30: Jadual hayat ringkas mengikut jantina dan umur, Pakan, Sarawak, 2025[p]**
*Table 4.11.30: Abridged life table by sex and age, Pakan, Sarawak, 2025 [p]*

| Umur *Age* | Kebarangkalian mati di antara umur x dan umur x+n *Probability of dying between age x and age x+n* | Bilangan kematian di antara umur x dan umur x+n *Number of deaths between age x and age x+n* | Kadar tengah mortaliti di antara umur x dan umur x+n *Central mortality rate between age x and age x+n* | Penakat (orang yang masih hidup) pada umur tepat x *Survivors at exact age x* | Bilangan orang hidup-tahun di antara umur x dan umur x+n *Number of person-years lived between age x and age x+n* | Nisbah ketakatan *Survival ratio* | Jumlah bilangan orang hidup-tahun selepas umur tepat x *Total number of person-years lived after exact age x* | Jangkaan hayat *Life expectancy* |
|---|---|---|---|---|---|---|---|---|
| x | $_nq_x$ | $_nd_x$ | $_nm_x$ | $l_x$ | $_nL_x$ | $_nS_x$ | $T_x$ | $e_x$ |
| **Lelaki dan Perempuan** *Both sexes* | | | | | | | | |
| **0** | 0.01087 | 1,087 | 0.01098 | 100,000 | 99,003 | 0.98858 [a] | 7,300,577 | 73.0 |
| **1** | 0.00149 | 147 | 0.00037 | 98,913 | 395,285 | 0.99907 [b] | 7,201,574 | 72.8 |
| **5** | 0.00000 | - | 0.00000 | 98,766 | 493,829 | 0.99853 | 6,806,289 | 68.9 |
| **10** | 0.00293 | 290 | 0.00059 | 98,766 | 493,105 | 0.99789 | 6,312,460 | 63.9 |
| **15** | 0.00128 | 126 | 0.00026 | 98,476 | 492,065 | 0.99738 | 5,819,355 | 59.1 |
| **20** | 0.00396 | 389 | 0.00079 | 98,350 | 490,777 | 0.99688 | 5,327,290 | 54.2 |
| **25** | 0.00229 | 224 | 0.00046 | 97,961 | 489,244 | 0.99041 | 4,836,513 | 49.4 |
| **30** | 0.01692 | 1,653 | 0.00341 | 97,737 | 484,551 | 0.98014 | 4,347,269 | 44.5 |
| **35** | 0.02286 | 2,197 | 0.00463 | 96,083 | 474,926 | 0.98119 | 3,862,719 | 40.2 |
| **40** | 0.01466 | 1,376 | 0.00295 | 93,887 | 465,994 | 0.97602 | 3,387,793 | 36.1 |
| **45** | 0.03344 | 3,094 | 0.00680 | 92,511 | 454,818 | 0.96463 | 2,921,799 | 31.6 |
| **50** | 0.03736 | 3,340 | 0.00761 | 89,417 | 438,732 | 0.95718 | 2,466,981 | 27.6 |
| **55** | 0.04850 | 4,175 | 0.00994 | 86,076 | 419,945 | 0.93597 | 2,028,249 | 23.6 |
| **60** | 0.08034 | 6,580 | 0.01674 | 81,902 | 393,058 | 0.92234 | 1,608,304 | 19.6 |
| **65** | 0.07474 | 5,629 | 0.01553 | 75,321 | 362,534 | 0.90086 | 1,215,246 | 16.1 |
| **70** | 0.12552 | 8,748 | 0.02679 | 69,692 | 326,590 | 0.78940 | 852,712 | 12.2 |
| **75** | 0.30790 | 18,765 | 0.07278 | 60,944 | 257,809 | 0.50998 [c] | 526,122 | 8.6 |
| **80+** | 1.00000 | 42,180 | 0.15720 | 42,180 | 268,313 | - | 268,313 | 6.4 |
| **Lelaki** *Male* | | | | | | | | |
| **0** | 0.00948 | 948 | 0.00956 | 100,000 | 99,118 | 0.98935 [a] | 7,038,918 | 70.4 |
| **1** | 0.00277 | 274 | 0.00069 | 99,052 | 395,557 | 0.99841 [b] | 6,939,800 | 70.1 |
| **5** | 0.00000 | - | 0.00000 | 98,778 | 493,890 | 0.99737 | 6,544,243 | 66.3 |
| **10** | 0.00527 | 520 | 0.00106 | 98,778 | 492,589 | 0.99617 | 6,050,353 | 61.3 |
| **15** | 0.00238 | 234 | 0.00048 | 98,258 | 490,703 | 0.99631 | 5,557,764 | 56.6 |
| **20** | 0.00499 | 489 | 0.00100 | 98,024 | 488,894 | 0.99648 | 5,067,062 | 51.7 |
| **25** | 0.00204 | 199 | 0.00041 | 97,534 | 487,174 | 0.98667 | 4,578,168 | 46.9 |
| **30** | 0.02464 | 2,399 | 0.00499 | 97,335 | 480,680 | 0.97249 | 4,090,994 | 42.0 |
| **35** | 0.03045 | 2,891 | 0.00618 | 94,937 | 467,457 | 0.97405 | 3,610,314 | 38.0 |
| **40** | 0.02130 | 1,961 | 0.00431 | 92,046 | 455,327 | 0.96418 | 3,142,857 | 34.1 |
| **45** | 0.05064 | 4,562 | 0.01039 | 90,085 | 439,019 | 0.95571 | 2,687,530 | 29.8 |
| **50** | 0.03759 | 3,215 | 0.00766 | 85,523 | 419,576 | 0.94770 | 2,248,511 | 26.3 |
| **55** | 0.06759 | 5,563 | 0.01399 | 82,308 | 397,631 | 0.91926 | 1,828,935 | 22.2 |
| **60** | 0.09484 | 7,278 | 0.01991 | 76,745 | 365,528 | 0.90729 | 1,431,304 | 18.7 |
| **65** | 0.09036 | 6,277 | 0.01893 | 69,466 | 331,640 | 0.87940 | 1,065,776 | 15.3 |
| **70** | 0.15385 | 9,721 | 0.03333 | 63,189 | 291,643 | 0.76990 | 734,136 | 11.6 |
| **75** | 0.32022 | 17,121 | 0.07625 | 53,468 | 224,536 | 0.49257 [c] | 442,493 | 8.3 |
| **80+** | 1.00000 | 36,346 | 0.16676 | 36,346 | 217,957 | - | 217,957 | 6.0 |
| **Perempuan** *Female* | | | | | | | | |
| **0** | 0.01274 | 1,274 | 0.01289 | 100,000 | 98,838 | 0.98749 [a] | 7,606,623 | 76.1 |
| **1** | 0.00000 | - | 0.00000 | 98,726 | 394,904 | 0.99977 [b] | 7,507,785 | 76.0 |
| **5** | 0.00000 | - | 0.00000 | 98,726 | 493,631 | 1.00000 | 7,112,881 | 72.0 |
| **10** | 0.00000 | - | 0.00000 | 98,726 | 493,631 | 1.00000 | 6,619,250 | 67.0 |
| **15** | 0.00000 | - | 0.00000 | 98,726 | 493,631 | 0.99860 | 6,125,619 | 62.0 |
| **20** | 0.00280 | 276 | 0.00056 | 98,726 | 492,940 | 0.99730 | 5,631,989 | 57.0 |
| **25** | 0.00260 | 256 | 0.00052 | 98,450 | 491,609 | 0.99457 | 5,139,049 | 52.2 |
| **30** | 0.00827 | 812 | 0.00166 | 98,194 | 488,937 | 0.98883 | 4,647,440 | 47.3 |
| **35** | 0.01408 | 1,372 | 0.00284 | 97,381 | 483,478 | 0.98882 | 4,158,503 | 42.7 |
| **40** | 0.00824 | 791 | 0.00165 | 96,010 | 478,072 | 0.98795 | 3,675,025 | 38.3 |
| **45** | 0.01590 | 1,514 | 0.00321 | 95,219 | 472,310 | 0.97359 | 3,196,954 | 33.6 |
| **50** | 0.03710 | 3,476 | 0.00756 | 93,705 | 459,834 | 0.96728 | 2,724,644 | 29.1 |
| **55** | 0.02817 | 2,542 | 0.00571 | 90,229 | 444,789 | 0.95350 | 2,264,809 | 25.1 |
| **60** | 0.06536 | 5,731 | 0.01351 | 87,687 | 424,107 | 0.93755 | 1,820,020 | 20.8 |
| **65** | 0.05935 | 4,864 | 0.01223 | 81,956 | 397,620 | 0.92353 | 1,395,913 | 17.0 |
| **70** | 0.09468 | 7,299 | 0.01988 | 77,092 | 367,212 | 0.80958 | 998,293 | 12.9 |
| **75** | 0.29617 | 20,670 | 0.06953 | 69,793 | 297,288 | 0.52892 [c] | 631,081 | 9.0 |
| **80+** | 1.00000 | 49,122 | 0.14716 | 49,122 | 333,794 | - | 333,794 | 6.8 |

**Nota:** *Notes:*
[a] **Daripada umur 0 hingga kumpulan umur 1-4**
*From age of 0 to age group 1-4*
[b] **Daripada umur 0, kumpulan umur 1-4 hingga kumpulan umur 5-9**
*From age of 0, age group 1-4 to age group 5-9*
[c] **Daripada umur 75 hingga 80+**
*From age of 75 to 80+*
[p] **Permulaan**
*Preliminary*

**Jadual 4.11.31: Jadual hayat ringkas mengikut jantina dan umur, Selangau, Sarawak, 2025[p]**
*Table 4.11.31: Abridged life table by sex and age, Selangau, Sarawak, 2025 [p]*

| **Umur** *Age* | **Kebarangkalian mati di antara umur x dan umur x+n** *Probability of dying between age x and age x+n* | **Bilangan kematian di antara umur x dan umur x+n** *Number of deaths between age x and age x+n* | **Kadar tengah mortaliti di antara umur x dan umur x+n** *Central mortality rate between age x and age x+n* | **Penakat (orang yang masih hidup) pada umur tepat x** *Survivors at exact age x* | **Bilangan orang hidup-tahun di antara umur x dan umur x+n** *Number of person-years lived between age x and age x+n* | **Nisbah ketakatan** *Survival ratio* | **Jumlah bilangan orang hidup-tahun selepas umur tepat x** *Total number of person-years lived after exact age x* | **Jangkaan hayat** *Life expectancy* |
|---|---|---|---|---|---|---|---|---|
| **x** | $_nq_x$ | $_nd_x$ | $_nm_x$ | $l_x$ | $_nL_x$ | $_nS_x$ | $T_x$ | $e_x$ |
| **Lelaki dan Perempuan** *Both sexes* | | | | | | | | |
| **0** | 0.00621 | 621 | 0.00625 | 100,000 | 99,422 | 0.99324 [a] | 7,399,144 | 74.0 |
| **1** | 0.00128 | 127 | 0.00032 | 99,379 | 397,200 | 0.99617 [b] | 7,299,723 | 73.5 |
| **5** | 0.00620 | 615 | 0.00124 | 99,252 | 494,722 | 0.99522 | 6,902,523 | 69.5 |
| **10** | 0.00336 | 332 | 0.00067 | 98,637 | 492,355 | 0.99778 | 6,407,801 | 65.0 |
| **15** | 0.00108 | 107 | 0.00022 | 98,305 | 491,259 | 0.99736 | 5,915,446 | 60.2 |
| **20** | 0.00419 | 412 | 0.00084 | 98,199 | 489,963 | 0.99171 | 5,424,187 | 55.2 |
| **25** | 0.01241 | 1,213 | 0.00250 | 97,787 | 485,900 | 0.98826 | 4,934,224 | 50.5 |
| **30** | 0.01106 | 1,068 | 0.00222 | 96,573 | 480,196 | 0.98683 | 4,448,324 | 46.1 |
| **35** | 0.01530 | 1,462 | 0.00308 | 95,505 | 473,871 | 0.98432 | 3,968,127 | 41.5 |
| **40** | 0.01606 | 1,511 | 0.00324 | 94,043 | 466,441 | 0.97353 | 3,494,256 | 37.2 |
| **45** | 0.03706 | 3,429 | 0.00755 | 92,533 | 454,092 | 0.96987 | 3,027,815 | 32.7 |
| **50** | 0.02293 | 2,043 | 0.00464 | 89,104 | 440,411 | 0.96079 | 2,573,723 | 28.9 |
| **55** | 0.05587 | 4,864 | 0.01149 | 87,060 | 423,143 | 0.94947 | 2,133,313 | 24.5 |
| **60** | 0.04487 | 3,688 | 0.00918 | 82,197 | 401,764 | 0.94293 | 1,710,170 | 20.8 |
| **65** | 0.06985 | 5,484 | 0.01447 | 78,509 | 378,835 | 0.88559 | 1,308,406 | 16.7 |
| **70** | 0.16231 | 11,853 | 0.03533 | 73,025 | 335,493 | 0.81251 | 929,571 | 12.7 |
| **75** | 0.21754 | 13,307 | 0.04882 | 61,172 | 272,592 | 0.54115 [c] | 594,078 | 9.7 |
| **80+** | 1.00000 | 47,865 | 0.14889 | 47,865 | 321,486 | - | 321,486 | 6.7 |
| **Lelaki** *Male* | | | | | | | | |
| **0** | 0.00311 | 311 | 0.00312 | 100,000 | 99,705 | 0.99692 [a] | 7,173,759 | 71.7 |
| **1** | 0.00000 | - | 0.00000 | 99,689 | 398,756 | 0.99368 [b] | 7,074,054 | 71.0 |
| **5** | 0.01257 | 1,253 | 0.00253 | 99,689 | 495,312 | 0.99140 | 6,675,298 | 67.0 |
| **10** | 0.00458 | 451 | 0.00092 | 98,436 | 491,052 | 0.99659 | 6,179,986 | 62.8 |
| **15** | 0.00223 | 219 | 0.00045 | 97,985 | 489,378 | 0.99472 | 5,688,935 | 58.1 |
| **20** | 0.00834 | 815 | 0.00168 | 97,766 | 486,793 | 0.98851 | 5,199,557 | 53.2 |
| **25** | 0.01467 | 1,423 | 0.00296 | 96,951 | 481,198 | 0.98607 | 4,712,764 | 48.6 |
| **30** | 0.01317 | 1,258 | 0.00265 | 95,528 | 474,497 | 0.98339 | 4,231,567 | 44.3 |
| **35** | 0.02010 | 1,895 | 0.00406 | 94,270 | 466,615 | 0.97996 | 3,757,070 | 39.9 |
| **40** | 0.01999 | 1,846 | 0.00404 | 92,376 | 457,263 | 0.96467 | 3,290,455 | 35.6 |
| **45** | 0.05099 | 4,616 | 0.01047 | 90,529 | 441,106 | 0.95872 | 2,833,192 | 31.3 |
| **50** | 0.03105 | 2,667 | 0.00631 | 85,913 | 422,896 | 0.94962 | 2,392,086 | 27.8 |
| **55** | 0.07032 | 5,854 | 0.01458 | 83,245 | 401,592 | 0.93682 | 1,969,190 | 23.7 |
| **60** | 0.05549 | 4,295 | 0.01142 | 77,391 | 376,220 | 0.93601 | 1,567,598 | 20.3 |
| **65** | 0.07299 | 5,336 | 0.01515 | 73,097 | 352,144 | 0.85731 | 1,191,378 | 16.3 |
| **70** | 0.21787 | 14,763 | 0.04890 | 67,761 | 301,897 | 0.81023 | 839,234 | 12.4 |
| **75** | 0.15385 | 8,153 | 0.03333 | 52,998 | 244,605 | 0.54478 [c] | 537,337 | 10.1 |
| **80+** | 1.00000 | 44,844 | 0.15319 | 44,844 | 292,732 | - | 292,732 | 6.5 |
| **Perempuan** *Female* | | | | | | | | |
| **0** | 0.00930 | 930 | 0.00938 | 100,000 | 99,142 | 0.98954 [a] | 7,672,163 | 76.7 |
| **1** | 0.00264 | 262 | 0.00066 | 99,070 | 395,627 | 0.99853 [b] | 7,573,021 | 76.4 |
| **5** | 0.00000 | - | 0.00000 | 98,808 | 494,040 | 0.99890 | 7,177,394 | 72.6 |
| **10** | 0.00219 | 217 | 0.00044 | 98,808 | 493,498 | 0.99890 | 6,683,354 | 67.6 |
| **15** | 0.00000 | - | 0.00000 | 98,591 | 492,956 | 1.00000 | 6,189,856 | 62.8 |
| **20** | 0.00000 | - | 0.00000 | 98,591 | 492,956 | 0.99526 | 5,696,899 | 57.8 |
| **25** | 0.00948 | 935 | 0.00190 | 98,591 | 490,620 | 0.99107 | 5,203,943 | 52.8 |
| **30** | 0.00838 | 819 | 0.00168 | 97,657 | 486,237 | 0.99119 | 4,713,323 | 48.3 |
| **35** | 0.00924 | 895 | 0.00186 | 96,838 | 481,954 | 0.98981 | 4,227,085 | 43.7 |
| **40** | 0.01114 | 1,069 | 0.00224 | 95,943 | 477,044 | 0.98345 | 3,745,132 | 39.0 |
| **45** | 0.02201 | 2,089 | 0.00445 | 94,874 | 469,150 | 0.98163 | 3,268,088 | 34.4 |
| **50** | 0.01464 | 1,359 | 0.00295 | 92,786 | 460,532 | 0.97298 | 2,798,939 | 30.2 |
| **55** | 0.03959 | 3,619 | 0.00808 | 91,427 | 448,087 | 0.96314 | 2,338,407 | 25.6 |
| **60** | 0.03401 | 2,987 | 0.00692 | 87,808 | 431,572 | 0.94988 | 1,890,320 | 21.5 |
| **65** | 0.06680 | 5,666 | 0.01382 | 84,821 | 409,940 | 0.91722 | 1,458,748 | 17.2 |
| **70** | 0.09990 | 7,908 | 0.02103 | 79,155 | 376,007 | 0.82049 | 1,048,808 | 13.3 |
| **75** | 0.26797 | 19,092 | 0.06188 | 71,248 | 308,508 | 0.54146 [c] | 672,801 | 9.4 |
| **80+** | 1.00000 | 52,156 | 0.14317 | 52,156 | 364,293 | - | 364,293 | 7.0 |

**Nota:** *Notes:*

[a] **Daripada umur 0 hingga kumpulan umur 1-4**
*From age of 0 to age group 1-4*

[b] **Daripada umur 0, kumpulan umur 1-4 hingga kumpulan umur 5-9**
*From age of 0, age group 1-4 to age group 5-9*

[c] **Daripada umur 75 hingga 80+**
*From age of 75 to 80+*

[p] **Permulaan**
*Preliminary*

**Jadual 4.11.32: Jadual hayat ringkas mengikut jantina dan umur, Tebedu, Sarawak, 2025[p]**

*Table 4.11.32: Abridged life table by sex and age, Tebedu, Sarawak, 2025 [p]*

| Umur *Age* | Kebarangkalian mati di antara umur x dan umur x+n *Probability of dying between age x and age x+n* | Bilangan kematian di antara umur x dan umur x+n *Number of deaths between age x and age x+n* | Kadar tengah mortaliti di antara umur x dan umur x+n *Central mortality rate between age x and age x+n* | Penakat (orang yang masih hidup) pada umur tepat x *Survivors at exact age x* | Bilangan orang hidup-tahun di antara umur x dan umur x+n *Number of person-years lived between age x and age x+n* | Nisbah ketakatan *Survival ratio* | Jumlah bilangan orang hidup-tahun selepas umur tepat x *Total number of person-years lived after exact age x* | Jangkaan hayat *Life expectancy* |
|---|---|---|---|---|---|---|---|---|
| x | $_nq_x$ | $_nd_x$ | $_nm_x$ | $l_x$ | $_nL_x$ | $_nS_x$ | $T_x$ | $e_x$ |
| **Lelaki dan Perempuan** *Both sexes* | | | | | | | | |
| **0** | 0.00231 | 231 | 0.00232 | 100,000 | 99,782 | 0.99717 [a] | 7,522,391 | 75.2 |
| **1** | 0.00109 | 109 | 0.00027 | 99,769 | 398,804 | 0.99739 [b] | 7,422,609 | 74.4 |
| **5** | 0.00407 | 405 | 0.00081 | 99,660 | 497,284 | 0.99663 | 7,023,805 | 70.5 |
| **10** | 0.00267 | 265 | 0.00053 | 99,254 | 495,609 | 0.99866 | 6,526,521 | 65.8 |
| **15** | 0.00000 | - | 0.00000 | 98,989 | 494,946 | 0.99820 | 6,030,912 | 60.9 |
| **20** | 0.00359 | 356 | 0.00072 | 98,989 | 494,057 | 0.99406 | 5,535,966 | 55.9 |
| **25** | 0.00829 | 818 | 0.00167 | 98,634 | 491,123 | 0.98861 | 5,041,909 | 51.1 |
| **30** | 0.01450 | 1,419 | 0.00292 | 97,816 | 485,531 | 0.98533 | 4,550,785 | 46.5 |
| **35** | 0.01483 | 1,430 | 0.00299 | 96,397 | 478,410 | 0.98017 | 4,065,254 | 42.2 |
| **40** | 0.02490 | 2,365 | 0.00504 | 94,967 | 468,923 | 0.97459 | 3,586,845 | 37.8 |
| **45** | 0.02594 | 2,402 | 0.00526 | 92,602 | 457,007 | 0.96993 | 3,117,921 | 33.7 |
| **50** | 0.03432 | 3,095 | 0.00698 | 90,200 | 443,264 | 0.96944 | 2,660,915 | 29.5 |
| **55** | 0.02666 | 2,322 | 0.00540 | 87,105 | 429,720 | 0.96370 | 2,217,651 | 25.5 |
| **60** | 0.04620 | 3,917 | 0.00946 | 84,783 | 414,122 | 0.93791 | 1,787,931 | 21.1 |
| **65** | 0.07876 | 6,369 | 0.01640 | 80,866 | 388,408 | 0.90766 | 1,373,809 | 17.0 |
| **70** | 0.10707 | 7,977 | 0.02263 | 74,497 | 352,543 | 0.82575 | 985,401 | 13.2 |
| **75** | 0.24949 | 16,596 | 0.05701 | 66,520 | 291,112 | 0.54000 [c] | 632,858 | 9.5 |
| **80+** | 1.00000 | 49,924 | 0.14609 | 49,924 | 341,746 | - | 341,746 | 6.8 |
| **Lelaki** *Male* | | | | | | | | |
| **0** | 0.00000 | - | 0.00000 | 100,000 | 100,000 | 0.99903 [a] | 7,317,769 | 73.2 |
| **1** | 0.00207 | 207 | 0.00052 | 100,000 | 399,513 | 0.99604 [b] | 7,217,769 | 72.2 |
| **5** | 0.00572 | 571 | 0.00115 | 99,793 | 497,535 | 0.99436 | 6,818,256 | 68.3 |
| **10** | 0.00556 | 552 | 0.00112 | 99,222 | 494,728 | 0.99721 | 6,320,720 | 63.7 |
| **15** | 0.00000 | - | 0.00000 | 98,669 | 493,347 | 0.99641 | 5,825,992 | 59.0 |
| **20** | 0.00719 | 709 | 0.00144 | 98,669 | 491,574 | 0.98918 | 5,332,645 | 54.0 |
| **25** | 0.01448 | 1,418 | 0.00292 | 97,960 | 486,255 | 0.98367 | 4,841,071 | 49.4 |
| **30** | 0.01821 | 1,759 | 0.00368 | 96,542 | 478,313 | 0.98008 | 4,354,816 | 45.1 |
| **35** | 0.02165 | 2,052 | 0.00438 | 94,783 | 468,787 | 0.97352 | 3,876,503 | 40.9 |
| **40** | 0.03142 | 2,913 | 0.00638 | 92,731 | 456,374 | 0.96958 | 3,407,715 | 36.7 |
| **45** | 0.02939 | 2,640 | 0.00597 | 89,818 | 442,491 | 0.96549 | 2,951,342 | 32.9 |
| **50** | 0.03979 | 3,469 | 0.00812 | 87,178 | 427,218 | 0.96555 | 2,508,851 | 28.8 |
| **55** | 0.02889 | 2,418 | 0.00586 | 83,709 | 412,500 | 0.95625 | 2,081,633 | 24.9 |
| **60** | 0.05904 | 4,800 | 0.01217 | 81,291 | 394,455 | 0.92506 | 1,669,133 | 20.5 |
| **65** | 0.09184 | 7,025 | 0.01925 | 76,491 | 364,893 | 0.90769 | 1,274,678 | 16.7 |
| **70** | 0.09283 | 6,449 | 0.01947 | 69,466 | 331,209 | 0.82441 | 909,785 | 13.1 |
| **75** | 0.26682 | 16,814 | 0.06158 | 63,017 | 273,051 | 0.52806 [c] | 578,577 | 9.2 |
| **80+** | 1.00000 | 46,203 | 0.15122 | 46,203 | 305,526 | - | 305,526 | 6.6 |
| **Perempuan** *Female* | | | | | | | | |
| **0** | 0.00443 | 443 | 0.00445 | 100,000 | 99,585 | 0.99562 [a] | 7,753,716 | 77.5 |
| **1** | 0.00000 | - | 0.00000 | 99,557 | 398,226 | 0.99866 [b] | 7,654,131 | 76.9 |
| **5** | 0.00258 | 257 | 0.00052 | 99,557 | 497,141 | 0.99871 | 7,255,905 | 72.9 |
| **10** | 0.00000 | - | 0.00000 | 99,300 | 496,500 | 1.00000 | 6,758,764 | 68.1 |
| **15** | 0.00000 | - | 0.00000 | 99,300 | 496,500 | 1.00000 | 6,262,264 | 63.1 |
| **20** | 0.00000 | - | 0.00000 | 99,300 | 496,500 | 0.99896 | 5,765,764 | 58.1 |
| **25** | 0.00208 | 206 | 0.00042 | 99,300 | 495,984 | 0.99366 | 5,269,264 | 53.1 |
| **30** | 0.01061 | 1,052 | 0.00213 | 99,094 | 492,839 | 0.99102 | 4,773,280 | 48.2 |
| **35** | 0.00733 | 719 | 0.00147 | 98,042 | 488,412 | 0.98796 | 4,280,441 | 43.7 |
| **40** | 0.01678 | 1,633 | 0.00338 | 97,323 | 482,533 | 0.98072 | 3,792,028 | 39.0 |
| **45** | 0.02183 | 2,089 | 0.00442 | 95,690 | 473,228 | 0.97478 | 3,309,495 | 34.6 |
| **50** | 0.02868 | 2,684 | 0.00582 | 93,601 | 461,294 | 0.97349 | 2,836,267 | 30.3 |
| **55** | 0.02428 | 2,207 | 0.00492 | 90,917 | 449,065 | 0.97197 | 2,374,974 | 26.1 |
| **60** | 0.03189 | 2,829 | 0.00648 | 88,709 | 436,476 | 0.95196 | 1,925,908 | 21.7 |
| **65** | 0.06473 | 5,559 | 0.01338 | 85,881 | 415,506 | 0.90750 | 1,489,432 | 17.3 |
| **70** | 0.12219 | 9,815 | 0.02603 | 80,322 | 377,071 | 0.82660 | 1,073,926 | 13.4 |
| **75** | 0.23173 | 16,339 | 0.05242 | 70,507 | 311,688 | 0.55272 [c] | 696,854 | 9.9 |
| **80+** | 1.00000 | 54,168 | 0.14064 | 54,168 | 385,166 | - | 385,166 | 7.1 |

**Nota:** *Notes:*

[a] **Daripada umur 0 hingga kumpulan umur 1-4**
*From age of 0 to age group 1-4*

[b] **Daripada umur 0, kumpulan umur 1-4 hingga kumpulan umur 5-9**
*From age of 0, age group 1-4 to age group 5-9*

[c] **Daripada umur 75 hingga 80+**
*From age of 75 to 80+*

[p] **Permulaan**
*Preliminary*

**Jadual 4.11.33: Jadual hayat ringkas mengikut jantina dan umur, Pusa, Sarawak, 2025[p]**
*Table 4.11.33: Abridged life table by sex and age, Pusa, Sarawak, 2025 [p]*

| Umur *Age* | Kebarangkalian mati di antara umur x dan umur x+n *Probability of dying between age x and age x+n* | Bilangan kematian di antara umur x dan umur x+n *Number of deaths between age x and age x+n* | Kadar tengah mortaliti di antara umur x dan umur x+n *Central mortality rate between age x and age x+n* | Penakat (orang yang masih hidup) pada umur tepat x *Survivors at exact age x* | Bilangan orang hidup-tahun di antara umur x dan umur x+n *Number of person-years lived between age x and age x+n* | Nisbah ketakatan *Survival ratio* | Jumlah bilangan orang hidup-tahun selepas umur tepat x *Total number of person-years lived after exact age x* | Jangkaan hayat *Life expectancy* |
|---|---|---|---|---|---|---|---|---|
| x | $_nq_x$ | $_nd_x$ | $_nm_x$ | $l_x$ | $_nL_x$ | $_nS_x$ | $T_x$ | $e_x$ |
| **Lelaki dan Perempuan** *Both sexes* | | | | | | | | |
| **0** | 0.00910 | 910 | 0.00918 | 100,000 | 99,160 | 0.98954 [a] | 7,035,277 | 70.4 |
| **1** | 0.00302 | 299 | 0.00076 | 99,090 | 395,612 | 0.99785 [b] | 6,936,117 | 70.0 |
| **5** | 0.00097 | 96 | 0.00019 | 98,790 | 493,711 | 0.99727 | 6,540,505 | 66.2 |
| **10** | 0.00448 | 442 | 0.00090 | 98,694 | 492,365 | 0.99611 | 6,046,794 | 61.3 |
| **15** | 0.00329 | 323 | 0.00066 | 98,252 | 490,452 | 0.99583 | 5,554,429 | 56.5 |
| **20** | 0.00506 | 495 | 0.00101 | 97,929 | 488,406 | 0.98903 | 5,063,977 | 51.7 |
| **25** | 0.01690 | 1,647 | 0.00341 | 97,433 | 483,050 | 0.98715 | 4,575,571 | 47.0 |
| **30** | 0.00873 | 836 | 0.00175 | 95,787 | 476,843 | 0.98592 | 4,092,522 | 42.7 |
| **35** | 0.01947 | 1,849 | 0.00393 | 94,951 | 470,130 | 0.98057 | 3,615,679 | 38.1 |
| **40** | 0.01938 | 1,805 | 0.00391 | 93,101 | 460,996 | 0.97580 | 3,145,549 | 33.8 |
| **45** | 0.02911 | 2,658 | 0.00591 | 91,297 | 449,839 | 0.95857 | 2,684,553 | 29.4 |
| **50** | 0.05411 | 4,796 | 0.01112 | 88,639 | 431,205 | 0.93837 | 2,234,713 | 25.2 |
| **55** | 0.06958 | 5,834 | 0.01442 | 83,843 | 404,631 | 0.92265 | 1,803,508 | 21.5 |
| **60** | 0.08570 | 6,685 | 0.01791 | 78,009 | 373,334 | 0.90031 | 1,398,878 | 17.9 |
| **65** | 0.11499 | 8,202 | 0.02440 | 71,324 | 336,117 | 0.85874 | 1,025,544 | 14.4 |
| **70** | 0.17094 | 10,790 | 0.03738 | 63,122 | 288,637 | 0.73614 | 689,428 | 10.9 |
| **75** | 0.37594 | 19,674 | 0.09259 | 52,332 | 212,477 | 0.46986 [c] | 400,791 | 7.7 |
| **80+** | 1.00000 | 32,658 | 0.17343 | 32,658 | 188,314 | - | 188,314 | 5.8 |
| **Lelaki** *Male* | | | | | | | | |
| **0** | 0.01396 | 1,396 | 0.01414 | 100,000 | 98,720 | 0.98351 [a] | 6,783,875 | 67.8 |
| **1** | 0.00586 | 577 | 0.00147 | 98,604 | 393,037 | 0.99670 [b] | 6,685,156 | 67.8 |
| **5** | 0.00000 | - | 0.00000 | 98,027 | 490,134 | 0.99665 | 6,292,118 | 64.2 |
| **10** | 0.00669 | 656 | 0.00134 | 98,027 | 488,494 | 0.99487 | 5,801,985 | 59.2 |
| **15** | 0.00355 | 346 | 0.00071 | 97,371 | 485,990 | 0.99432 | 5,313,491 | 54.6 |
| **20** | 0.00782 | 759 | 0.00157 | 97,025 | 483,228 | 0.98513 | 4,827,501 | 49.8 |
| **25** | 0.02198 | 2,116 | 0.00444 | 96,266 | 476,042 | 0.98393 | 4,344,273 | 45.1 |
| **30** | 0.01004 | 945 | 0.00202 | 94,151 | 468,390 | 0.98143 | 3,868,231 | 41.1 |
| **35** | 0.02719 | 2,535 | 0.00551 | 93,206 | 459,692 | 0.97558 | 3,399,840 | 36.5 |
| **40** | 0.02157 | 1,956 | 0.00436 | 90,671 | 448,465 | 0.96887 | 2,940,149 | 32.4 |
| **45** | 0.04090 | 3,628 | 0.00835 | 88,715 | 434,505 | 0.95194 | 2,491,683 | 28.1 |
| **50** | 0.05552 | 4,724 | 0.01142 | 85,087 | 413,624 | 0.93545 | 2,057,179 | 24.2 |
| **55** | 0.07412 | 5,956 | 0.01539 | 80,363 | 386,924 | 0.91292 | 1,643,555 | 20.5 |
| **60** | 0.10108 | 7,521 | 0.02129 | 74,407 | 353,231 | 0.89179 | 1,256,630 | 16.9 |
| **65** | 0.11614 | 7,768 | 0.02466 | 66,886 | 315,008 | 0.82924 | 903,399 | 13.5 |
| **70** | 0.23256 | 13,748 | 0.05263 | 59,118 | 261,217 | 0.69273 | 588,391 | 10.0 |
| **75** | 0.40462 | 18,358 | 0.10145 | 45,369 | 180,953 | 0.44692 [c] | 327,174 | 7.2 |
| **80+** | 1.00000 | 27,012 | 0.18473 | 27,012 | 146,221 | - | 146,221 | 5.4 |
| **Perempuan** *Female* | | | | | | | | |
| **0** | 0.00411 | 411 | 0.00412 | 100,000 | 99,615 | 0.99594 [a] | 7,314,714 | 73.1 |
| **1** | 0.00000 | - | 0.00000 | 99,589 | 398,357 | 0.99887 [b] | 7,215,099 | 72.4 |
| **5** | 0.00216 | 215 | 0.00043 | 99,589 | 497,410 | 0.99796 | 6,816,742 | 68.4 |
| **10** | 0.00193 | 192 | 0.00039 | 99,375 | 496,393 | 0.99756 | 6,319,332 | 63.6 |
| **15** | 0.00296 | 294 | 0.00059 | 99,183 | 495,180 | 0.99747 | 5,822,939 | 58.7 |
| **20** | 0.00210 | 207 | 0.00042 | 98,889 | 493,927 | 0.99339 | 5,327,759 | 53.9 |
| **25** | 0.01112 | 1,098 | 0.00224 | 98,682 | 490,665 | 0.99071 | 4,833,832 | 49.0 |
| **30** | 0.00743 | 726 | 0.00149 | 97,584 | 486,107 | 0.99030 | 4,343,167 | 44.5 |
| **35** | 0.01199 | 1,161 | 0.00241 | 96,859 | 481,390 | 0.98536 | 3,857,061 | 39.8 |
| **40** | 0.01733 | 1,659 | 0.00350 | 95,697 | 474,341 | 0.98273 | 3,375,671 | 35.3 |
| **45** | 0.01721 | 1,619 | 0.00347 | 94,039 | 466,148 | 0.96509 | 2,901,330 | 30.9 |
| **50** | 0.05291 | 4,890 | 0.01087 | 92,420 | 449,877 | 0.94109 | 2,435,182 | 26.3 |
| **55** | 0.06525 | 5,712 | 0.01349 | 87,530 | 423,373 | 0.93154 | 1,985,305 | 22.7 |
| **60** | 0.07190 | 5,883 | 0.01492 | 81,819 | 394,387 | 0.90801 | 1,561,932 | 19.1 |
| **65** | 0.11364 | 8,629 | 0.02410 | 75,936 | 358,108 | 0.89012 | 1,167,544 | 15.4 |
| **70** | 0.10563 | 7,110 | 0.02230 | 67,307 | 318,761 | 0.77965 | 809,436 | 12.0 |
| **75** | 0.34862 | 20,986 | 0.08444 | 60,197 | 248,521 | 0.49351 [c] | 490,676 | 8.2 |
| **80+** | 1.00000 | 39,211 | 0.16193 | 39,211 | 242,155 | - | 242,155 | 6.2 |

**Nota:** *Notes:*

[a] **Daripada umur 0 hingga kumpulan umur 1-4**
*From age of 0 to age group 1-4*

[b] **Daripada umur 0, kumpulan umur 1-4 hingga kumpulan umur 5-9**
*From age of 0, age group 1-4 to age group 5-9*

[c] **Daripada umur 75 hingga 80+**
*From age of 75 to 80+*

[p] **Permulaan**
*Preliminary*

**Jadual 4.11.34: Jadual hayat ringkas mengikut jantina dan umur, Kabong, Sarawak, 2025[p]**

*Table 4.11.34: Abridged life table by sex and age, Kabong, Sarawak, 2025[p]*

| Umur *Age* | Kebarangkalian mati di antara umur x dan umur x+n *Probability of dying between age x and age x+n* | Bilangan kematian di antara umur x dan umur x+n *Number of deaths between age x and age x+n* | Kadar tengah mortaliti di antara umur x dan umur x+n *Central mortality rate between age x and age x+n* | Penakat (orang yang masih hidup) pada umur tepat x *Survivors at exact age x* | Bilangan orang hidup-tahun di antara umur x dan umur x+n *Number of person-years lived between age x and age x+n* | Nisbah ketakatan *Survival ratio* | Jumlah bilangan orang hidup-tahun selepas umur tepat x *Total number of person-years lived after exact age x* | Jangkaan hayat *Life expectancy* |
|---|---|---|---|---|---|---|---|---|
| x | $_nq_x$ | $_nd_x$ | $_nm_x$ | $l_x$ | $_nL_x$ | $_nS_x$ | $T_x$ | $e_x$ |
| **Lelaki dan Perempuan** *Both sexes* | | | | | | | | |
| **0** | 0.00311 | 311 | 0.00312 | 100,000 | 99,707 | 0.99645 [a] | 7,086,593 | 70.9 |
| **1** | 0.00096 | 96 | 0.00024 | 99,689 | 398,517 | 0.99948 [b] | 6,986,885 | 70.1 |
| **5** | 0.00000 | - | 0.00000 | 99,593 | 497,964 | 0.99804 | 6,588,368 | 66.2 |
| **10** | 0.00392 | 391 | 0.00079 | 99,593 | 496,987 | 0.99643 | 6,090,404 | 61.2 |
| **15** | 0.00322 | 319 | 0.00064 | 99,202 | 495,212 | 0.99499 | 5,593,417 | 56.4 |
| **20** | 0.00681 | 674 | 0.00137 | 98,883 | 492,730 | 0.99363 | 5,098,204 | 51.6 |
| **25** | 0.00592 | 582 | 0.00119 | 98,209 | 489,592 | 0.98425 | 4,605,474 | 46.9 |
| **30** | 0.02564 | 2,503 | 0.00519 | 97,627 | 481,879 | 0.97591 | 4,115,882 | 42.2 |
| **35** | 0.02250 | 2,140 | 0.00455 | 95,124 | 470,270 | 0.96868 | 3,634,003 | 38.2 |
| **40** | 0.04034 | 3,751 | 0.00823 | 92,984 | 455,541 | 0.95311 | 3,163,734 | 34.0 |
| **45** | 0.05372 | 4,793 | 0.01104 | 89,233 | 434,181 | 0.94870 | 2,708,193 | 30.3 |
| **50** | 0.04874 | 4,116 | 0.00999 | 84,440 | 411,908 | 0.94698 | 2,274,012 | 26.9 |
| **55** | 0.05752 | 4,621 | 0.01185 | 80,324 | 390,067 | 0.92858 | 1,862,104 | 23.2 |
| **60** | 0.08617 | 6,523 | 0.01801 | 75,703 | 362,207 | 0.90957 | 1,472,038 | 19.4 |
| **65** | 0.09508 | 6,578 | 0.01997 | 69,180 | 329,454 | 0.87652 | 1,109,831 | 16.0 |
| **70** | 0.15485 | 9,694 | 0.03357 | 62,602 | 288,774 | 0.81226 | 780,377 | 12.5 |
| **75** | 0.22665 | 11,992 | 0.05112 | 52,908 | 234,559 | 0.52287 [c] | 491,603 | 9.3 |
| **80+** | 1.00000 | 40,916 | 0.15918 | 40,916 | 257,044 | - | 257,044 | 6.3 |
| **Lelaki** *Male* | | | | | | | | |
| **0** | 0.00618 | 618 | 0.00622 | 100,000 | 99,419 | 0.99302 [a] | 6,739,412 | 67.4 |
| **1** | 0.00186 | 185 | 0.00047 | 99,382 | 397,089 | 0.99894 [b] | 6,639,993 | 66.8 |
| **5** | 0.00000 | - | 0.00000 | 99,197 | 495,983 | 0.99873 | 6,242,904 | 62.9 |
| **10** | 0.00254 | 252 | 0.00051 | 99,197 | 495,354 | 0.99656 | 5,746,921 | 57.9 |
| **15** | 0.00434 | 429 | 0.00087 | 98,945 | 493,652 | 0.99248 | 5,251,567 | 53.1 |
| **20** | 0.01072 | 1,056 | 0.00216 | 98,516 | 489,938 | 0.99026 | 4,757,916 | 48.3 |
| **25** | 0.00875 | 853 | 0.00176 | 97,459 | 485,166 | 0.97574 | 4,267,977 | 43.8 |
| **30** | 0.03991 | 3,855 | 0.00814 | 96,607 | 473,395 | 0.96338 | 3,782,812 | 39.2 |
| **35** | 0.03319 | 3,078 | 0.00675 | 92,751 | 456,061 | 0.95868 | 3,309,416 | 35.7 |
| **40** | 0.04972 | 4,459 | 0.01020 | 89,673 | 437,219 | 0.94216 | 2,853,355 | 31.8 |
| **45** | 0.06639 | 5,657 | 0.01373 | 85,214 | 411,930 | 0.93331 | 2,416,136 | 28.4 |
| **50** | 0.06701 | 5,331 | 0.01387 | 79,558 | 384,459 | 0.93531 | 2,004,206 | 25.2 |
| **55** | 0.06220 | 4,617 | 0.01284 | 74,226 | 359,588 | 0.91601 | 1,619,748 | 21.8 |
| **60** | 0.10722 | 7,464 | 0.02266 | 69,609 | 329,387 | 0.89891 | 1,260,159 | 18.1 |
| **65** | 0.09421 | 5,855 | 0.01977 | 62,146 | 296,091 | 0.86239 | 930,772 | 15.0 |
| **70** | 0.18553 | 10,444 | 0.04090 | 56,291 | 255,345 | 0.76363 | 634,681 | 11.3 |
| **75** | 0.29879 | 13,699 | 0.07025 | 45,847 | 194,989 | 0.48597 [c] | 379,336 | 8.3 |
| **80+** | 1.00000 | 32,148 | 0.17439 | 32,148 | 184,348 | - | 184,348 | 5.7 |
| **Perempuan** *Female* | | | | | | | | |
| **0** | 0.00000 | - | 0.00000 | 100,000 | 100,000 | 1.00000 [a] | 7,478,621 | 74.8 |
| **1** | 0.00000 | - | 0.00000 | 100,000 | 400,000 | 1.00000 [b] | 7,378,621 | 73.8 |
| **5** | 0.00000 | - | 0.00000 | 100,000 | 500,000 | 0.99730 | 6,978,621 | 69.8 |
| **10** | 0.00540 | 540 | 0.00108 | 100,000 | 498,651 | 0.99624 | 6,478,621 | 64.8 |
| **15** | 0.00212 | 211 | 0.00043 | 99,460 | 496,774 | 0.99773 | 5,979,970 | 60.1 |
| **20** | 0.00241 | 239 | 0.00048 | 99,249 | 495,647 | 0.99729 | 5,483,196 | 55.2 |
| **25** | 0.00301 | 298 | 0.00060 | 99,010 | 494,304 | 0.99281 | 4,987,549 | 50.4 |
| **30** | 0.01139 | 1,124 | 0.00229 | 98,712 | 490,748 | 0.98881 | 4,493,246 | 45.5 |
| **35** | 0.01100 | 1,073 | 0.00221 | 97,587 | 485,255 | 0.97873 | 4,002,498 | 41.0 |
| **40** | 0.03165 | 3,055 | 0.00643 | 96,514 | 474,935 | 0.96359 | 3,517,243 | 36.4 |
| **45** | 0.04132 | 3,862 | 0.00844 | 93,459 | 457,642 | 0.96412 | 3,042,309 | 32.6 |
| **50** | 0.03021 | 2,707 | 0.00613 | 89,597 | 441,220 | 0.95864 | 2,584,667 | 28.8 |
| **55** | 0.05286 | 4,593 | 0.01086 | 86,891 | 422,970 | 0.94120 | 2,143,447 | 24.7 |
| **60** | 0.06506 | 5,355 | 0.01345 | 82,297 | 398,100 | 0.92004 | 1,720,478 | 20.9 |
| **65** | 0.09589 | 7,378 | 0.02014 | 76,943 | 366,270 | 0.88904 | 1,322,377 | 17.2 |
| **70** | 0.12762 | 8,878 | 0.02726 | 69,565 | 325,630 | 0.85669 | 956,108 | 13.7 |
| **75** | 0.16129 | 9,788 | 0.03509 | 60,687 | 278,964 | 0.55754 [c] | 630,478 | 10.4 |
| **80+** | 1.00000 | 50,899 | 0.14480 | 50,899 | 351,514 | - | 351,514 | 6.9 |

**Nota:** *Notes:*

[a] **Daripada umur 0 hingga kumpulan umur 1-4**
*From age of 0 to age group 1-4*

[b] **Daripada umur 0, kumpulan umur 1-4 hingga kumpulan umur 5-9**
*From age of 0, age group 1-4 to age group 5-9*

[c] **Daripada umur 75 hingga 80+**
*From age of 75 to 80+*

[p] **Permulaan**
*Preliminary*

**Jadual 4.11.35: Jadual hayat ringkas mengikut jantina dan umur, Tanjung Manis, Sarawak, 2025[p]**

*Table 4.11.35: Abridged life table by sex and age, Tanjung Manis, Sarawak, 2025 [p]*

| Umur *Age* | Kebarangkalian mati di antara umur x dan umur x+n *Probability of dying between age x and age x+n* | Bilangan kematian di antara umur x dan umur x+n *Number of deaths between age x and age x+n* | Kadar tengah mortaliti di antara umur x dan umur x+n *Central mortality rate between age x and age x+n* | Penakat (orang yang masih hidup) pada umur tepat x *Survivors at exact age x* | Bilangan orang hidup-tahun di antara umur x dan umur x+n *Number of person-years lived between age x and age x+n* | Nisbah ketakatan *Survival ratio* | Jumlah bilangan orang hidup-tahun selepas umur tepat x *Total number of person-years lived after exact age x* | Jangkaan hayat *Life expectancy* |
|---|---|---|---|---|---|---|---|---|
| x | $_nq_x$ | $_nd_x$ | $_nm_x$ | $l_x$ | $_nL_x$ | $_nS_x$ | $T_x$ | $e_x$ |
| **Lelaki dan Perempuan** *Both sexes* | | | | | | | | |
| **0** | 0.00889 | 889 | 0.00896 | 100,000 | 99,179 | 0.99125 [a] | 7,056,703 | 70.6 |
| **1** | 0.00000 | - | 0.00000 | 99,111 | 396,444 | 0.99828 [b] | 6,957,524 | 70.2 |
| **5** | 0.00316 | 313 | 0.00063 | 99,111 | 494,773 | 0.99842 | 6,561,080 | 66.2 |
| **10** | 0.00000 | - | 0.00000 | 98,798 | 493,991 | 0.99870 | 6,066,306 | 61.4 |
| **15** | 0.00260 | 257 | 0.00052 | 98,798 | 493,347 | 0.99870 | 5,572,316 | 56.4 |
| **20** | 0.00000 | - | 0.00000 | 98,541 | 492,704 | 0.99039 | 5,078,968 | 51.5 |
| **25** | 0.01923 | 1,894 | 0.00388 | 98,541 | 487,968 | 0.98517 | 4,586,264 | 46.5 |
| **30** | 0.01035 | 1,000 | 0.00208 | 96,646 | 480,732 | 0.98348 | 4,098,296 | 42.4 |
| **35** | 0.02277 | 2,177 | 0.00461 | 95,646 | 472,788 | 0.97500 | 3,617,565 | 37.8 |
| **40** | 0.02729 | 2,550 | 0.00553 | 93,469 | 460,969 | 0.96391 | 3,144,777 | 33.6 |
| **45** | 0.04515 | 4,105 | 0.00924 | 90,919 | 444,331 | 0.95220 | 2,683,808 | 29.5 |
| **50** | 0.05057 | 4,390 | 0.01038 | 86,814 | 423,094 | 0.93937 | 2,239,477 | 25.8 |
| **55** | 0.07123 | 5,871 | 0.01477 | 82,424 | 397,441 | 0.92346 | 1,816,383 | 22.0 |
| **60** | 0.08226 | 6,297 | 0.01716 | 76,553 | 367,022 | 0.92135 | 1,418,942 | 18.5 |
| **65** | 0.07473 | 5,250 | 0.01553 | 70,256 | 338,155 | 0.85893 | 1,051,920 | 15.0 |
| **70** | 0.21277 | 13,831 | 0.04762 | 65,006 | 290,452 | 0.74249 | 713,765 | 11.0 |
| **75** | 0.31434 | 16,086 | 0.07459 | 51,175 | 215,658 | 0.49055 [c] | 423,313 | 8.3 |
| **80+** | 1.00000 | 35,088 | 0.16898 | 35,088 | 207,655 | - | 207,655 | 5.9 |
| **Lelaki** *Male* | | | | | | | | |
| **0** | 0.01105 | 1,105 | 0.01116 | 100,000 | 98,977 | 0.98911 [a] | 6,771,593 | 67.7 |
| **1** | 0.00000 | - | 0.00000 | 98,895 | 395,580 | 0.99983 [b] | 6,672,616 | 67.5 |
| **5** | 0.00000 | - | 0.00000 | 98,895 | 494,475 | 1.00000 | 6,277,035 | 63.5 |
| **10** | 0.00000 | - | 0.00000 | 98,895 | 494,475 | 0.99753 | 5,782,560 | 58.5 |
| **15** | 0.00493 | 488 | 0.00099 | 98,895 | 493,255 | 0.99753 | 5,288,085 | 53.5 |
| **20** | 0.00000 | - | 0.00000 | 98,407 | 492,036 | 0.98268 | 4,794,830 | 48.7 |
| **25** | 0.03464 | 3,408 | 0.00705 | 98,407 | 483,515 | 0.97331 | 4,302,794 | 43.7 |
| **30** | 0.01845 | 1,753 | 0.00372 | 94,999 | 470,612 | 0.97689 | 3,819,280 | 40.2 |
| **35** | 0.02786 | 2,597 | 0.00565 | 93,246 | 459,736 | 0.96495 | 3,348,668 | 35.9 |
| **40** | 0.04245 | 3,848 | 0.00867 | 90,649 | 443,623 | 0.95230 | 2,888,932 | 31.9 |
| **45** | 0.05319 | 4,617 | 0.01093 | 86,801 | 422,460 | 0.95506 | 2,445,309 | 28.2 |
| **50** | 0.03623 | 2,978 | 0.00738 | 82,183 | 403,473 | 0.94794 | 2,022,849 | 24.6 |
| **55** | 0.06849 | 5,425 | 0.01418 | 79,206 | 382,466 | 0.91590 | 1,619,376 | 20.4 |
| **60** | 0.10085 | 7,441 | 0.02124 | 73,781 | 350,301 | 0.89818 | 1,236,909 | 16.8 |
| **65** | 0.10290 | 6,826 | 0.02170 | 66,340 | 314,633 | 0.81648 | 886,608 | 13.4 |
| **70** | 0.27338 | 16,270 | 0.06333 | 59,513 | 256,892 | 0.67680 | 571,975 | 9.6 |
| **75** | 0.39175 | 16,941 | 0.09744 | 43,244 | 173,866 | 0.44819 [c] | 315,083 | 7.3 |
| **80+** | 1.00000 | 26,303 | 0.18626 | 26,303 | 141,218 | - | 141,218 | 5.4 |
| **Perempuan** *Female* | | | | | | | | |
| **0** | 0.00639 | 639 | 0.00643 | 100,000 | 99,405 | 0.99370 [a] | 7,426,565 | 74.3 |
| **1** | 0.00000 | - | 0.00000 | 99,361 | 397,444 | 0.99690 [b] | 7,327,159 | 73.7 |
| **5** | 0.00602 | 598 | 0.00121 | 99,361 | 495,310 | 0.99698 | 6,929,715 | 69.7 |
| **10** | 0.00000 | - | 0.00000 | 98,763 | 493,814 | 1.00000 | 6,434,406 | 65.2 |
| **15** | 0.00000 | - | 0.00000 | 98,763 | 493,814 | 1.00000 | 5,940,592 | 60.2 |
| **20** | 0.00000 | - | 0.00000 | 98,763 | 493,814 | 1.00000 | 5,446,777 | 55.2 |
| **25** | 0.00000 | - | 0.00000 | 98,763 | 493,814 | 1.00000 | 4,952,963 | 50.2 |
| **30** | 0.00000 | - | 0.00000 | 98,763 | 493,814 | 0.99127 | 4,459,149 | 45.2 |
| **35** | 0.01745 | 1,724 | 0.00352 | 98,763 | 489,505 | 0.98733 | 3,965,335 | 40.2 |
| **40** | 0.00779 | 756 | 0.00156 | 97,039 | 483,305 | 0.97882 | 3,475,830 | 35.8 |
| **45** | 0.03466 | 3,337 | 0.00705 | 96,283 | 473,071 | 0.94979 | 2,992,525 | 31.1 |
| **50** | 0.06631 | 6,163 | 0.01372 | 92,946 | 449,319 | 0.92975 | 2,519,454 | 27.1 |
| **55** | 0.07448 | 6,463 | 0.01547 | 86,782 | 417,752 | 0.93090 | 2,070,135 | 23.9 |
| **60** | 0.06329 | 5,083 | 0.01307 | 80,319 | 388,886 | 0.94326 | 1,652,383 | 20.6 |
| **65** | 0.04975 | 3,743 | 0.01020 | 75,235 | 366,819 | 0.89953 | 1,263,497 | 16.8 |
| **70** | 0.15385 | 10,999 | 0.03333 | 71,492 | 329,965 | 0.80488 | 896,678 | 12.5 |
| **75** | 0.24390 | 14,755 | 0.05556 | 60,494 | 265,581 | 0.53137 [c] | 566,713 | 9.4 |
| **80+** | 1.00000 | 45,739 | 0.15189 | 45,739 | 301,131 | - | 301,131 | 6.6 |

**Nota:** *Notes:*

[a] **Daripada umur 0 hingga kumpulan umur 1-4**
*From age of 0 to age group 1-4*

[b] **Daripada umur 0, kumpulan umur 1-4 hingga kumpulan umur 5-9**
*From age of 0, age group 1-4 to age group 5-9*

[c] **Daripada umur 75 hingga 80+**
*From age of 75 to 80+*

[p] **Permulaan**
*Preliminary*

**Jadual 4.11.36: Jadual hayat ringkas mengikut jantina dan umur, Sebauh, Sarawak, 2025[p]**

*Table 4.11.36: Abridged life table by sex and age, Sebauh, Sarawak, 2025 [p]*

| **Umur** *Age* | **Kebarangkalian mati di antara umur x dan umur x+n** *Probability of dying between age x and age x+n* | **Bilangan kematian di antara umur x dan umur x+n** *Number of deaths between age x and age x+n* | **Kadar tengah mortaliti di antara umur x dan umur x+n** *Central mortality rate between age x and age x+n* | **Penakat (orang yang masih hidup) pada umur tepat x** *Survivors at exact age x* | **Bilangan orang hidup-tahun di antara umur x dan umur x+n** *Number of person-years lived between age x and age x+n* | **Nisbah ketakatan** *Survival ratio* | **Jumlah bilangan orang hidup-tahun selepas umur tepat x** *Total number of person-years lived after exact age x* | **Jangkaan hayat** *Life expectancy* |
|---|---|---|---|---|---|---|---|---|
| **x** | $_nq_x$ | $_nd_x$ | $_nm_x$ | $l_x$ | $_nL_x$ | $_nS_x$ | $T_x$ | $e_x$ |
| **Lelaki dan Perempuan** *Both sexes* | | | | | | | | |
| **0** | 0.00711 | 711 | 0.00716 | 100,000 | 99,340 | 0.99250 [a] | 7,128,318 | 71.3 |
| **1** | 0.00099 | 99 | 0.00025 | 99,289 | 396,910 | 0.99746 [b] | 7,028,978 | 70.8 |
| **5** | 0.00387 | 384 | 0.00078 | 99,190 | 494,992 | 0.99806 | 6,632,068 | 66.9 |
| **10** | 0.00000 | - | 0.00000 | 98,807 | 494,033 | 0.99648 | 6,137,076 | 62.1 |
| **15** | 0.00703 | 695 | 0.00141 | 98,807 | 492,295 | 0.99323 | 5,643,044 | 57.1 |
| **20** | 0.00650 | 638 | 0.00130 | 98,112 | 488,963 | 0.99394 | 5,150,748 | 52.5 |
| **25** | 0.00561 | 547 | 0.00112 | 97,474 | 486,002 | 0.99474 | 4,661,785 | 47.8 |
| **30** | 0.00491 | 476 | 0.00099 | 96,927 | 483,444 | 0.99234 | 4,175,784 | 43.1 |
| **35** | 0.01041 | 1,004 | 0.00209 | 96,451 | 479,743 | 0.98756 | 3,692,339 | 38.3 |
| **40** | 0.01449 | 1,383 | 0.00292 | 95,447 | 473,776 | 0.98129 | 3,212,596 | 33.7 |
| **45** | 0.02300 | 2,164 | 0.00465 | 94,064 | 464,911 | 0.97437 | 2,738,820 | 29.1 |
| **50** | 0.02831 | 2,602 | 0.00574 | 91,900 | 452,997 | 0.95355 | 2,273,910 | 24.7 |
| **55** | 0.06511 | 5,814 | 0.01346 | 89,298 | 431,956 | 0.94334 | 1,820,913 | 20.4 |
| **60** | 0.04762 | 3,975 | 0.00976 | 83,484 | 407,482 | 0.92150 | 1,388,956 | 16.6 |
| **65** | 0.11094 | 8,820 | 0.02349 | 79,509 | 375,493 | 0.82619 | 981,474 | 12.3 |
| **70** | 0.24453 | 17,285 | 0.05572 | 70,688 | 310,228 | 0.60318 | 605,981 | 8.6 |
| **75** | 0.59841 | 31,957 | 0.17078 | 53,403 | 187,122 | 0.36730 [c] | 295,753 | 5.5 |
| **80+** | 1.00000 | 21,446 | 0.19742 | 21,446 | 108,631 | - | 108,631 | 5.1 |
| **Lelaki** *Male* | | | | | | | | |
| **0** | 0.01011 | 1,011 | 0.01021 | 100,000 | 99,061 | 0.98912 [a] | 6,995,133 | 70.0 |
| **1** | 0.00195 | 193 | 0.00049 | 98,989 | 395,497 | 0.99760 [b] | 6,896,071 | 69.7 |
| **5** | 0.00246 | 243 | 0.00049 | 98,796 | 493,372 | 0.99877 | 6,500,574 | 65.8 |
| **10** | 0.00000 | - | 0.00000 | 98,553 | 492,764 | 0.99502 | 6,007,202 | 61.0 |
| **15** | 0.00995 | 981 | 0.00200 | 98,553 | 490,313 | 0.98930 | 5,514,438 | 56.0 |
| **20** | 0.01146 | 1,118 | 0.00230 | 97,572 | 485,066 | 0.99034 | 5,024,125 | 51.5 |
| **25** | 0.00783 | 756 | 0.00157 | 96,454 | 480,382 | 0.99252 | 4,539,059 | 47.1 |
| **30** | 0.00713 | 683 | 0.00143 | 95,699 | 476,786 | 0.99036 | 4,058,677 | 42.4 |
| **35** | 0.01216 | 1,156 | 0.00245 | 95,016 | 472,190 | 0.98392 | 3,581,891 | 37.7 |
| **40** | 0.02004 | 1,881 | 0.00405 | 93,860 | 464,598 | 0.97664 | 3,109,700 | 33.1 |
| **45** | 0.02674 | 2,459 | 0.00542 | 91,979 | 453,748 | 0.96747 | 2,645,102 | 28.8 |
| **50** | 0.03848 | 3,445 | 0.00785 | 89,520 | 438,987 | 0.94134 | 2,191,354 | 24.5 |
| **55** | 0.07965 | 6,856 | 0.01659 | 86,075 | 413,234 | 0.93027 | 1,752,368 | 20.4 |
| **60** | 0.05895 | 4,670 | 0.01215 | 79,219 | 384,420 | 0.91309 | 1,339,133 | 16.9 |
| **65** | 0.11662 | 8,694 | 0.02477 | 74,549 | 351,012 | 0.84160 | 954,713 | 12.8 |
| **70** | 0.20570 | 13,546 | 0.04586 | 65,855 | 295,412 | 0.63851 | 603,702 | 9.2 |
| **75** | 0.55762 | 29,169 | 0.15464 | 52,309 | 188,624 | 0.38816 [c] | 308,290 | 5.9 |
| **80+** | 1.00000 | 23,141 | 0.19338 | 23,141 | 119,666 | - | 119,666 | 5.2 |
| **Perempuan** *Female* | | | | | | | | |
| **0** | 0.00408 | 408 | 0.00410 | 100,000 | 99,617 | 0.99597 [a] | 7,296,846 | 73.0 |
| **1** | 0.00000 | - | 0.00000 | 99,592 | 398,367 | 0.99724 [b] | 7,197,228 | 72.3 |
| **5** | 0.00541 | 539 | 0.00109 | 99,592 | 496,611 | 0.99729 | 6,798,861 | 68.3 |
| **10** | 0.00000 | - | 0.00000 | 99,053 | 495,263 | 0.99813 | 6,302,250 | 63.6 |
| **15** | 0.00374 | 371 | 0.00075 | 99,053 | 494,336 | 0.99813 | 5,806,987 | 58.6 |
| **20** | 0.00000 | - | 0.00000 | 98,682 | 493,410 | 0.99891 | 5,312,650 | 53.8 |
| **25** | 0.00219 | 216 | 0.00044 | 98,682 | 492,870 | 0.99805 | 4,819,241 | 48.8 |
| **30** | 0.00171 | 169 | 0.00034 | 98,466 | 491,908 | 0.99529 | 4,326,371 | 43.9 |
| **35** | 0.00771 | 758 | 0.00155 | 98,297 | 489,591 | 0.99292 | 3,834,463 | 39.0 |
| **40** | 0.00645 | 629 | 0.00129 | 97,539 | 486,124 | 0.98781 | 3,344,872 | 34.3 |
| **45** | 0.01798 | 1,742 | 0.00363 | 96,910 | 480,197 | 0.98311 | 2,858,748 | 29.5 |
| **50** | 0.01579 | 1,503 | 0.00318 | 95,168 | 472,084 | 0.96669 | 2,378,552 | 25.0 |
| **55** | 0.05112 | 4,788 | 0.01049 | 93,665 | 456,358 | 0.95796 | 1,906,467 | 20.4 |
| **60** | 0.03247 | 2,886 | 0.00660 | 88,878 | 437,175 | 0.93227 | 1,450,109 | 16.3 |
| **65** | 0.10417 | 8,958 | 0.02198 | 85,992 | 407,567 | 0.80777 | 1,012,935 | 11.8 |
| **70** | 0.29053 | 22,381 | 0.06798 | 77,035 | 329,220 | 0.55813 | 605,368 | 7.9 |
| **75** | 0.65517 | 35,807 | 0.19487 | 54,653 | 183,749 | 0.33460 [c] | 276,148 | 5.1 |
| **80+** | 1.00000 | 18,846 | 0.20396 | 18,846 | 92,400 | - | 92,400 | 4.9 |

**Nota:** *Notes:*

[a] **Daripada umur 0 hingga kumpulan umur 1-4**
*From age of 0 to age group 1-4*

[b] **Daripada umur 0, kumpulan umur 1-4 hingga kumpulan umur 5-9**
*From age of 0, age group 1-4 to age group 5-9*

[c] **Daripada umur 75 hingga 80+**
*From age of 75 to 80+*

[p] **Permulaan**
*Preliminary*

**Jadual 4.11.37: Jadual hayat ringkas mengikut jantina dan umur, Bukit Mabong, Sarawak, 2025[p]**

*Table 4.11.37: Abridged life table by sex and age, Bukit Mabong, Sarawak, 2025 [p]*

| **Umur** *Age* | **Kebarangkalian mati di antara umur x dan umur x+n** *Probability of dying between age x and age x+n* | **Bilangan kematian di antara umur x dan umur x+n** *Number of deaths between age x and age x+n* | **Kadar tengah mortaliti di antara umur x dan umur x+n** *Central mortality rate between age x and age x+n* | **Penakat (orang yang masih hidup) pada umur tepat x** *Survivors at exact age x* | **Bilangan orang hidup-tahun di antara umur x dan umur x+n** *Number of person-years lived between age x and age x+n* | **Nisbah ketakatan** *Survival ratio* | **Jumlah bilangan orang hidup-tahun selepas umur tepat x** *Total number of person-years lived after exact age x* | **Jangkaan hayat** *Life expectancy* |
|---|---|---|---|---|---|---|---|---|
| **x** | $_nq_x$ | $_nd_x$ | $_nm_x$ | $l_x$ | $_nL_x$ | $_nS_x$ | $T_x$ | $e_x$ |
| **Lelaki dan Perempuan** *Both sexes* | | | | | | | | |
| **0** | 0.00275 | 275 | 0.00276 | 100,000 | 99,741 | 0.99657 [a] | 7,173,372 | 71.7 |
| **1** | 0.00144 | 144 | 0.00036 | 99,725 | 398,543 | 0.99924 [b] | 7,073,631 | 70.9 |
| **5** | 0.00000 | - | 0.00000 | 99,581 | 497,906 | 0.99849 | 6,675,088 | 67.0 |
| **10** | 0.00303 | 301 | 0.00061 | 99,581 | 497,153 | 0.99286 | 6,177,182 | 62.0 |
| **15** | 0.01126 | 1,118 | 0.00226 | 99,280 | 493,605 | 0.99147 | 5,680,029 | 57.2 |
| **20** | 0.00577 | 566 | 0.00116 | 98,162 | 489,395 | 0.99595 | 5,186,423 | 52.8 |
| **25** | 0.00231 | 226 | 0.00046 | 97,596 | 487,415 | 0.99516 | 4,697,028 | 48.1 |
| **30** | 0.00737 | 718 | 0.00148 | 97,370 | 485,056 | 0.98026 | 4,209,614 | 43.2 |
| **35** | 0.03220 | 3,112 | 0.00655 | 96,652 | 475,481 | 0.96187 | 3,724,558 | 38.5 |
| **40** | 0.04426 | 4,140 | 0.00905 | 93,540 | 457,351 | 0.96034 | 3,249,077 | 34.7 |
| **45** | 0.03484 | 3,115 | 0.00709 | 89,400 | 439,213 | 0.96389 | 2,791,726 | 31.2 |
| **50** | 0.03743 | 3,230 | 0.00763 | 86,285 | 423,352 | 0.95548 | 2,352,512 | 27.3 |
| **55** | 0.05188 | 4,309 | 0.01065 | 83,055 | 404,505 | 0.94578 | 1,929,161 | 23.2 |
| **60** | 0.05669 | 4,464 | 0.01167 | 78,746 | 382,572 | 0.91410 | 1,524,656 | 19.4 |
| **65** | 0.11686 | 8,681 | 0.02482 | 74,282 | 349,710 | 0.86677 | 1,142,084 | 15.4 |
| **70** | 0.15177 | 9,956 | 0.03285 | 65,602 | 303,117 | 0.78969 | 792,374 | 12.1 |
| **75** | 0.27933 | 15,543 | 0.06494 | 55,645 | 239,368 | 0.51075 [c] | 489,257 | 8.8 |
| **80+** | 1.00000 | 40,102 | 0.16048 | 40,102 | 249,889 | - | 249,889 | 6.2 |
| **Lelaki** *Male* | | | | | | | | |
| **0** | 0.00000 | - | 0.00000 | 100,000 | 100,000 | 1.00000 [a] | 7,140,494 | 71.4 |
| **1** | 0.00000 | - | 0.00000 | 100,000 | 400,000 | 1.00000 [b] | 7,040,494 | 70.4 |
| **5** | 0.00000 | - | 0.00000 | 100,000 | 500,000 | 0.99887 | 6,640,494 | 66.4 |
| **10** | 0.00225 | 225 | 0.00045 | 100,000 | 499,437 | 0.98868 | 6,140,494 | 61.4 |
| **15** | 0.02042 | 2,037 | 0.00413 | 99,775 | 493,781 | 0.98473 | 5,641,057 | 56.5 |
| **20** | 0.01002 | 979 | 0.00201 | 97,738 | 486,240 | 0.99315 | 5,147,276 | 52.7 |
| **25** | 0.00365 | 353 | 0.00073 | 96,758 | 482,909 | 0.99374 | 4,661,036 | 48.2 |
| **30** | 0.00887 | 855 | 0.00178 | 96,405 | 479,888 | 0.97779 | 4,178,127 | 43.3 |
| **35** | 0.03566 | 3,408 | 0.00726 | 95,550 | 469,231 | 0.96211 | 3,698,239 | 38.7 |
| **40** | 0.04019 | 3,703 | 0.00820 | 92,142 | 451,453 | 0.96671 | 3,229,008 | 35.0 |
| **45** | 0.02611 | 2,309 | 0.00529 | 88,439 | 436,423 | 0.97247 | 2,777,555 | 31.4 |
| **50** | 0.02899 | 2,497 | 0.00588 | 86,130 | 424,409 | 0.95426 | 2,341,132 | 27.2 |
| **55** | 0.06299 | 5,268 | 0.01301 | 83,633 | 404,997 | 0.94373 | 1,916,724 | 22.9 |
| **60** | 0.04909 | 3,847 | 0.01007 | 78,365 | 382,209 | 0.91245 | 1,511,727 | 19.3 |
| **65** | 0.12800 | 9,538 | 0.02735 | 74,518 | 348,745 | 0.88154 | 1,129,518 | 15.2 |
| **70** | 0.10753 | 6,987 | 0.02273 | 64,980 | 307,432 | 0.78176 | 780,773 | 12.0 |
| **75** | 0.34230 | 19,851 | 0.08260 | 57,993 | 240,337 | 0.49225 [c] | 473,341 | 8.2 |
| **80+** | 1.00000 | 38,142 | 0.16370 | 38,142 | 233,004 | - | 233,004 | 6.1 |
| **Perempuan** *Female* | | | | | | | | |
| **0** | 0.00536 | 536 | 0.00539 | 100,000 | 99,499 | 0.99325 [a] | 7,160,507 | 71.6 |
| **1** | 0.00295 | 294 | 0.00074 | 99,464 | 397,126 | 0.99844 [b] | 7,061,008 | 71.0 |
| **5** | 0.00000 | - | 0.00000 | 99,170 | 495,851 | 0.99770 | 6,663,882 | 67.2 |
| **10** | 0.00461 | 457 | 0.00092 | 99,170 | 494,709 | 0.99769 | 6,168,031 | 62.2 |
| **15** | 0.00000 | - | 0.00000 | 98,713 | 493,567 | 1.00000 | 5,673,322 | 57.5 |
| **20** | 0.00000 | - | 0.00000 | 98,713 | 493,567 | 1.00000 | 5,179,755 | 52.5 |
| **25** | 0.00000 | - | 0.00000 | 98,713 | 493,567 | 0.99756 | 4,686,188 | 47.5 |
| **30** | 0.00489 | 483 | 0.00098 | 98,713 | 492,360 | 0.98463 | 4,192,621 | 42.5 |
| **35** | 0.02591 | 2,545 | 0.00525 | 98,231 | 484,791 | 0.96006 | 3,700,261 | 37.7 |
| **40** | 0.05435 | 5,200 | 0.01117 | 95,686 | 465,428 | 0.94832 | 3,215,470 | 33.6 |
| **45** | 0.04885 | 4,420 | 0.01001 | 90,486 | 441,377 | 0.95064 | 2,750,041 | 30.4 |
| **50** | 0.04989 | 4,294 | 0.01023 | 86,065 | 419,592 | 0.95573 | 2,308,664 | 26.8 |
| **55** | 0.03835 | 3,136 | 0.00782 | 81,771 | 401,017 | 0.94561 | 1,889,072 | 23.1 |
| **60** | 0.07108 | 5,589 | 0.01474 | 78,635 | 379,204 | 0.91273 | 1,488,055 | 18.9 |
| **65** | 0.10471 | 7,649 | 0.02210 | 73,046 | 346,109 | 0.83788 | 1,108,851 | 15.2 |
| **70** | 0.22624 | 14,796 | 0.05102 | 65,397 | 289,997 | 0.77893 | 762,742 | 11.7 |
| **75** | 0.21438 | 10,848 | 0.04802 | 50,602 | 225,889 | 0.52218 [c] | 472,745 | 9.3 |
| **80+** | 1.00000 | 39,754 | 0.16104 | 39,754 | 246,856 | - | 246,856 | 6.2 |

**Nota:** *Notes:*

[a] **Daripada umur 0 hingga kumpulan umur 1-4**
*From age of 0 to age group 1-4*

[b] **Daripada umur 0, kumpulan umur 1-4 hingga kumpulan umur 5-9**
*From age of 0, age group 1-4 to age group 5-9*

[c] **Daripada umur 75 hingga 80+**
*From age of 75 to 80+*

[p] **Permulaan**
*Preliminary*

**Jadual 4.11.38: Jadual hayat ringkas mengikut jantina dan umur, Subis, Sarawak, 2025[P]**
*Table 4.11.38: Abridged life table by sex and age, Subis, Sarawak, 2025 [P]*

| Umur *Age* | Kebarangkalian mati di antara umur x dan umur x+n *Probability of dying between age x and age x+n* | Bilangan kematian di antara umur x dan umur x+n *Number of deaths between age x and age x+n* | Kadar tengah mortaliti di antara umur x dan umur x+n *Central mortality rate between age x and age x+n* | Penakat (orang yang masih hidup) pada umur tepat x *Survivors at exact age x* | Bilangan orang hidup-tahun di antara umur x dan umur x+n *Number of person-years lived between age x and age x+n* | Nisbah ketakatan *Survival ratio* | Jumlah bilangan orang hidup-tahun selepas umur tepat x *Total number of person-years lived after exact age x* | Jangkaan hayat *Life expectancy* |
|---|---|---|---|---|---|---|---|---|
| x | $_nq_x$ | $_nd_x$ | $_nm_x$ | $l_x$ | $_nL_x$ | $_nS_x$ | $T_x$ | $e_x$ |
| **Lelaki dan Perempuan** *Both sexes* | | | | | | | | |
| **0** | 0.00693 | 693 | 0.00698 | 100,000 | 99,356 | 0.99249 [a] | 7,197,317 | 72.0 |
| **1** | 0.00137 | 136 | 0.00034 | 99,307 | 396,889 | 0.99921 [b] | 7,097,961 | 71.5 |
| **5** | 0.00000 | - | 0.00000 | 99,171 | 495,854 | 1.00000 | 6,701,072 | 67.6 |
| **10** | 0.00000 | - | 0.00000 | 99,171 | 495,854 | 0.99804 | 6,205,218 | 62.6 |
| **15** | 0.00391 | 388 | 0.00078 | 99,171 | 494,884 | 0.99506 | 5,709,365 | 57.6 |
| **20** | 0.00597 | 590 | 0.00120 | 98,783 | 492,440 | 0.99447 | 5,214,480 | 52.8 |
| **25** | 0.00509 | 500 | 0.00102 | 98,193 | 489,717 | 0.99319 | 4,722,040 | 48.1 |
| **30** | 0.00854 | 835 | 0.00172 | 97,694 | 486,381 | 0.98949 | 4,232,323 | 43.3 |
| **35** | 0.01250 | 1,211 | 0.00252 | 96,859 | 481,267 | 0.98475 | 3,745,942 | 38.7 |
| **40** | 0.01804 | 1,725 | 0.00364 | 95,648 | 473,927 | 0.97558 | 3,264,675 | 34.1 |
| **45** | 0.03091 | 2,903 | 0.00628 | 93,923 | 462,356 | 0.95584 | 2,790,748 | 29.7 |
| **50** | 0.05784 | 5,265 | 0.01191 | 91,019 | 441,936 | 0.93778 | 2,328,393 | 25.6 |
| **55** | 0.06687 | 5,734 | 0.01384 | 85,755 | 414,439 | 0.92862 | 1,886,457 | 22.0 |
| **60** | 0.07622 | 6,099 | 0.01585 | 80,021 | 384,855 | 0.90024 | 1,472,018 | 18.4 |
| **65** | 0.12525 | 9,258 | 0.02672 | 73,921 | 346,460 | 0.85249 | 1,087,163 | 14.7 |
| **70** | 0.17296 | 11,184 | 0.03787 | 64,663 | 295,354 | 0.76254 | 740,702 | 11.5 |
| **75** | 0.31546 | 16,870 | 0.07491 | 53,479 | 225,219 | 0.49429 [c] | 445,348 | 8.3 |
| **80+** | 1.00000 | 36,609 | 0.16631 | 36,609 | 220,129 | - | 220,129 | 6.0 |
| **Lelaki** *Male* | | | | | | | | |
| **0** | 0.00818 | 818 | 0.00825 | 100,000 | 99,236 | 0.99108 [a] | 6,945,258 | 69.5 |
| **1** | 0.00179 | 177 | 0.00045 | 99,182 | 396,306 | 0.99895 [b] | 6,846,022 | 69.0 |
| **5** | 0.00000 | - | 0.00000 | 99,004 | 495,021 | 1.00000 | 6,449,716 | 65.1 |
| **10** | 0.00000 | - | 0.00000 | 99,004 | 495,021 | 0.99701 | 5,954,694 | 60.1 |
| **15** | 0.00599 | 593 | 0.00120 | 99,004 | 493,540 | 0.99350 | 5,459,673 | 55.1 |
| **20** | 0.00702 | 691 | 0.00141 | 98,412 | 490,332 | 0.99359 | 4,966,133 | 50.5 |
| **25** | 0.00579 | 566 | 0.00116 | 97,721 | 487,191 | 0.99117 | 4,475,801 | 45.8 |
| **30** | 0.01190 | 1,156 | 0.00239 | 97,155 | 482,888 | 0.98582 | 3,988,609 | 41.1 |
| **35** | 0.01648 | 1,582 | 0.00332 | 96,000 | 476,042 | 0.98059 | 3,505,722 | 36.5 |
| **40** | 0.02239 | 2,114 | 0.00453 | 94,417 | 466,802 | 0.96823 | 3,029,679 | 32.1 |
| **45** | 0.04136 | 3,818 | 0.00845 | 92,303 | 451,972 | 0.94300 | 2,562,878 | 27.8 |
| **50** | 0.07332 | 6,488 | 0.01522 | 88,486 | 426,208 | 0.92450 | 2,110,905 | 23.9 |
| **55** | 0.07785 | 6,383 | 0.01620 | 81,998 | 394,030 | 0.91263 | 1,684,697 | 20.5 |
| **60** | 0.09770 | 7,387 | 0.02054 | 75,614 | 359,604 | 0.87431 | 1,290,666 | 17.1 |
| **65** | 0.15671 | 10,692 | 0.03401 | 68,227 | 314,406 | 0.81697 | 931,063 | 13.6 |
| **70** | 0.21425 | 12,327 | 0.04799 | 57,535 | 256,859 | 0.73568 | 616,657 | 10.7 |
| **75** | 0.32805 | 14,831 | 0.07848 | 45,208 | 188,965 | 0.47480 [c] | 359,798 | 8.0 |
| **80+** | 1.00000 | 30,378 | 0.17782 | 30,378 | 170,832 | - | 170,832 | 5.6 |
| **Perempuan** *Female* | | | | | | | | |
| **0** | 0.00571 | 571 | 0.00574 | 100,000 | 99,467 | 0.99391 [a] | 7,534,616 | 75.3 |
| **1** | 0.00093 | 93 | 0.00023 | 99,429 | 397,485 | 0.99945 [b] | 7,435,149 | 74.8 |
| **5** | 0.00000 | - | 0.00000 | 99,336 | 496,681 | 1.00000 | 7,037,664 | 70.8 |
| **10** | 0.00000 | - | 0.00000 | 99,336 | 496,681 | 0.99918 | 6,540,983 | 65.8 |
| **15** | 0.00164 | 163 | 0.00033 | 99,336 | 496,274 | 0.99688 | 6,044,301 | 60.8 |
| **20** | 0.00460 | 456 | 0.00092 | 99,173 | 494,727 | 0.99565 | 5,548,027 | 55.9 |
| **25** | 0.00410 | 404 | 0.00082 | 98,717 | 492,576 | 0.99594 | 5,053,300 | 51.2 |
| **30** | 0.00401 | 395 | 0.00080 | 98,313 | 490,578 | 0.99442 | 4,560,725 | 46.4 |
| **35** | 0.00715 | 700 | 0.00144 | 97,918 | 487,840 | 0.99026 | 4,070,147 | 41.6 |
| **40** | 0.01234 | 1,199 | 0.00248 | 97,218 | 483,091 | 0.98505 | 3,582,306 | 36.8 |
| **45** | 0.01758 | 1,688 | 0.00355 | 96,018 | 475,871 | 0.97201 | 3,099,216 | 32.3 |
| **50** | 0.03858 | 3,640 | 0.00787 | 94,330 | 462,551 | 0.95332 | 2,623,345 | 27.8 |
| **55** | 0.05511 | 4,998 | 0.01133 | 90,690 | 440,958 | 0.94594 | 2,160,794 | 23.8 |
| **60** | 0.05295 | 4,537 | 0.01088 | 85,693 | 417,120 | 0.92825 | 1,719,836 | 20.1 |
| **65** | 0.09160 | 7,434 | 0.01920 | 81,156 | 387,193 | 0.89294 | 1,302,716 | 16.1 |
| **70** | 0.12407 | 9,147 | 0.02646 | 73,722 | 345,742 | 0.79333 | 915,523 | 12.4 |
| **75** | 0.30097 | 19,435 | 0.07086 | 64,575 | 274,287 | 0.51861 [c] | 569,781 | 8.8 |
| **80+** | 1.00000 | 45,140 | 0.15276 | 45,140 | 295,494 | - | 295,494 | 6.5 |

**Nota:** *Notes:*
[a] **Daripada umur 0 hingga kumpulan umur 1-4**
*From age of 0 to age group 1-4*
[b] **Daripada umur 0, kumpulan umur 1-4 hingga kumpulan umur 5-9**
*From age of 0, age group 1-4 to age group 5-9*
[c] **Daripada umur 75 hingga 80+**
*From age of 75 to 80+*
[P] **Permulaan**
*Preliminary*

**Jadual 4.11.39: Jadual hayat ringkas mengikut jantina dan umur, Beluru, Sarawak, 2025[p]**

*Table 4.11.39: Abridged life table by sex and age, Beluru, Sarawak, 2025 [p]*

| **Umur** *Age* | **Kebarangkalian mati di antara umur x dan umur x+n** *Probability of dying between age x and age x+n* | **Bilangan kematian di antara umur x dan umur x+n** *Number of deaths between age x and age x+n* | **Kadar tengah mortaliti di antara umur x dan umur x+n** *Central mortality rate between age x and age x+n* | **Penakat (orang yang masih hidup) pada umur tepat x** *Survivors at exact age x* | **Bilangan orang hidup-tahun di antara umur x dan umur x+n** *Number of person-years lived between age x and age x+n* | **Nisbah ketakatan** *Survival ratio* | **Jumlah bilangan orang hidup-tahun selepas umur tepat x** *Total number of person-years lived after exact age x* | **Jangkaan hayat** *Life expectancy* |
|---|---|---|---|---|---|---|---|---|
| **x** | $_nq_x$ | $_nd_x$ | $_nm_x$ | $l_x$ | $_nL_x$ | $_nS_x$ | $T_x$ | $e_x$ |
| **Lelaki dan Perempuan** *Both sexes* | | | | | | | | |
| **0** | 0.01724 | 1,724 | 0.01751 | 100,000 | 98,451 | 0.98311 [a] | 7,349,299 | 73.5 |
| **1** | 0.00000 | - | 0.00000 | 98,276 | 393,103 | 0.99964 [b] | 7,250,848 | 73.8 |
| **5** | 0.00000 | - | 0.00000 | 98,276 | 491,379 | 0.99963 | 6,857,744 | 69.8 |
| **10** | 0.00074 | 72 | 0.00015 | 98,276 | 491,198 | 0.99868 | 6,366,365 | 64.8 |
| **15** | 0.00190 | 186 | 0.00038 | 98,203 | 490,552 | 0.99661 | 5,875,167 | 59.8 |
| **20** | 0.00489 | 479 | 0.00098 | 98,017 | 488,889 | 0.99621 | 5,384,615 | 54.9 |
| **25** | 0.00268 | 261 | 0.00054 | 97,538 | 487,037 | 0.99574 | 4,895,726 | 50.2 |
| **30** | 0.00585 | 569 | 0.00117 | 97,277 | 484,961 | 0.98966 | 4,408,689 | 45.3 |
| **35** | 0.01485 | 1,436 | 0.00299 | 96,707 | 479,948 | 0.98501 | 3,923,728 | 40.6 |
| **40** | 0.01513 | 1,442 | 0.00305 | 95,272 | 472,754 | 0.97764 | 3,443,781 | 36.1 |
| **45** | 0.02969 | 2,786 | 0.00603 | 93,830 | 462,184 | 0.96805 | 2,971,027 | 31.7 |
| **50** | 0.03428 | 3,121 | 0.00697 | 91,044 | 447,418 | 0.95317 | 2,508,842 | 27.6 |
| **55** | 0.05983 | 5,260 | 0.01233 | 87,923 | 426,466 | 0.93566 | 2,061,424 | 23.4 |
| **60** | 0.06913 | 5,715 | 0.01432 | 82,663 | 399,029 | 0.92055 | 1,634,958 | 19.8 |
| **65** | 0.09053 | 6,966 | 0.01896 | 76,948 | 367,328 | 0.88965 | 1,235,929 | 16.1 |
| **70** | 0.13214 | 9,247 | 0.02830 | 69,983 | 326,795 | 0.79801 | 868,601 | 12.4 |
| **75** | 0.28249 | 17,157 | 0.06579 | 60,735 | 260,784 | 0.51868 [c] | 541,806 | 8.9 |
| **80+** | 1.00000 | 43,578 | 0.15507 | 43,578 | 281,022 | - | 281,022 | 6.4 |
| **Lelaki** *Male* | | | | | | | | |
| **0** | 0.01070 | 1,070 | 0.01080 | 100,000 | 99,009 | 0.98946 [a] | 7,302,331 | 73.0 |
| **1** | 0.00000 | - | 0.00000 | 98,930 | 395,722 | 0.99984 [b] | 7,203,322 | 72.8 |
| **5** | 0.00000 | - | 0.00000 | 98,930 | 494,652 | 0.99926 | 6,807,600 | 68.8 |
| **10** | 0.00148 | 147 | 0.00030 | 98,930 | 494,285 | 0.99803 | 6,312,948 | 63.8 |
| **15** | 0.00246 | 243 | 0.00049 | 98,784 | 493,312 | 0.99537 | 5,818,663 | 58.9 |
| **20** | 0.00682 | 672 | 0.00137 | 98,541 | 491,026 | 0.99478 | 5,325,351 | 54.0 |
| **25** | 0.00360 | 353 | 0.00072 | 97,869 | 488,465 | 0.99515 | 4,834,325 | 49.4 |
| **30** | 0.00611 | 595 | 0.00122 | 97,517 | 486,095 | 0.98804 | 4,345,859 | 44.6 |
| **35** | 0.01785 | 1,730 | 0.00360 | 96,921 | 480,282 | 0.97826 | 3,859,764 | 39.8 |
| **40** | 0.02571 | 2,447 | 0.00521 | 95,191 | 469,839 | 0.96851 | 3,379,483 | 35.5 |
| **45** | 0.03743 | 3,471 | 0.00763 | 92,744 | 455,043 | 0.96005 | 2,909,644 | 31.4 |
| **50** | 0.04258 | 3,801 | 0.00870 | 89,273 | 436,864 | 0.95722 | 2,454,601 | 27.5 |
| **55** | 0.04299 | 3,675 | 0.00879 | 85,472 | 418,175 | 0.93720 | 2,017,737 | 23.6 |
| **60** | 0.08351 | 6,831 | 0.01743 | 81,798 | 391,912 | 0.91153 | 1,599,562 | 19.6 |
| **65** | 0.09388 | 7,038 | 0.01970 | 74,967 | 357,240 | 0.89347 | 1,207,651 | 16.1 |
| **70** | 0.12048 | 8,184 | 0.02564 | 67,929 | 319,185 | 0.80382 | 850,410 | 12.5 |
| **75** | 0.28226 | 16,863 | 0.06573 | 59,745 | 256,566 | 0.51703 [c] | 531,225 | 8.9 |
| **80+** | 1.00000 | 42,881 | 0.15613 | 42,881 | 274,659 | - | 274,659 | 6.4 |
| **Perempuan** *Female* | | | | | | | | |
| **0** | 0.02484 | 2,484 | 0.02540 | 100,000 | 97,825 | 0.97577 [a] | 7,399,378 | 74.0 |
| **1** | 0.00000 | - | 0.00000 | 97,516 | 390,062 | 0.99937 [b] | 7,301,553 | 74.9 |
| **5** | 0.00000 | - | 0.00000 | 97,516 | 487,578 | 1.00000 | 6,911,491 | 70.9 |
| **10** | 0.00000 | - | 0.00000 | 97,516 | 487,578 | 0.99935 | 6,423,913 | 65.9 |
| **15** | 0.00130 | 127 | 0.00026 | 97,516 | 487,260 | 0.99803 | 5,936,336 | 60.9 |
| **20** | 0.00264 | 258 | 0.00053 | 97,389 | 486,299 | 0.99792 | 5,449,076 | 56.0 |
| **25** | 0.00151 | 147 | 0.00030 | 97,131 | 485,288 | 0.99649 | 4,962,777 | 51.1 |
| **30** | 0.00551 | 535 | 0.00111 | 96,984 | 483,583 | 0.99203 | 4,477,489 | 46.2 |
| **35** | 0.01045 | 1,008 | 0.00210 | 96,449 | 479,727 | 0.99291 | 3,993,906 | 41.4 |
| **40** | 0.00371 | 354 | 0.00074 | 95,442 | 476,323 | 0.98766 | 3,514,179 | 36.8 |
| **45** | 0.02101 | 1,998 | 0.00425 | 95,088 | 470,445 | 0.97718 | 3,037,855 | 31.9 |
| **50** | 0.02466 | 2,296 | 0.00499 | 93,090 | 459,712 | 0.94890 | 2,567,410 | 27.6 |
| **55** | 0.07820 | 7,100 | 0.01628 | 90,795 | 436,223 | 0.93296 | 2,107,698 | 23.2 |
| **60** | 0.05495 | 4,599 | 0.01130 | 83,695 | 406,976 | 0.92965 | 1,671,475 | 20.0 |
| **65** | 0.08666 | 6,854 | 0.01812 | 79,096 | 378,345 | 0.88462 | 1,264,499 | 16.0 |
| **70** | 0.14684 | 10,608 | 0.03169 | 72,242 | 334,690 | 0.79062 | 886,154 | 12.3 |
| **75** | 0.28269 | 17,423 | 0.06584 | 61,634 | 264,613 | 0.52016 [c] | 551,464 | 8.9 |
| **80+** | 1.00000 | 44,211 | 0.15413 | 44,211 | 286,850 | - | 286,850 | 6.5 |

**Nota:** *Notes:*

[a] **Daripada umur 0 hingga kumpulan umur 1-4**
*From age of 0 to age group 1-4*

[b] **Daripada umur 0, kumpulan umur 1-4 hingga kumpulan umur 5-9**
*From age of 0, age group 1-4 to age group 5-9*

[c] **Daripada umur 75 hingga 80+**
*From age of 75 to 80+*

[p] **Permulaan**
*Preliminary*

**Jadual 4.11.40: Jadual hayat ringkas mengikut jantina dan umur, Telang Usan, Sarawak, 2025[P]**
*Table 4.11.40: Abridged life table by sex and age, Telang Usan, Sarawak, 2025 [P]*

| Umur *Age* | Kebarangkalian mati di antara umur x dan umur x+n *Probability of dying between age x and age x+n* | Bilangan kematian di antara umur x dan umur x+n *Number of deaths between age x and age x+n* | Kadar tengah mortaliti di antara umur x dan umur x+n *Central mortality rate between age x and age x+n* | Penakat (orang yang masih hidup) pada umur tepat x *Survivors at exact age x* | Bilangan orang hidup-tahun di antara umur x dan umur x+n *Number of person-years lived between age x and age x+n* | Nisbah ketakatan *Survival ratio* | Jumlah bilangan orang hidup-tahun selepas umur tepat x *Total number of person-years lived after exact age x* | Jangkaan hayat *Life expectancy* |
|---|---|---|---|---|---|---|---|---|
| x | $_nq_x$ | $_nd_x$ | $_nm_x$ | $l_x$ | $_nL_x$ | $_nS_x$ | $T_x$ | $e_x$ |
| **Lelaki dan Perempuan** *Both sexes* | | | | | | | | |
| **0** | 0.02647 | 2,647 | 0.02709 | 100,000 | 97,696 | 0.96997 [a] | 7,002,676 | 70.0 |
| **1** | 0.00866 | 843 | 0.00218 | 97,353 | 387,290 | 0.99207 [b] | 6,904,980 | 70.9 |
| **5** | 0.00585 | 565 | 0.00117 | 96,510 | 481,139 | 0.99707 | 6,517,691 | 67.5 |
| **10** | 0.00000 | - | 0.00000 | 95,945 | 479,727 | 0.99842 | 6,036,552 | 62.9 |
| **15** | 0.00315 | 302 | 0.00063 | 95,945 | 478,971 | 0.99666 | 5,556,825 | 57.9 |
| **20** | 0.00352 | 337 | 0.00071 | 95,643 | 477,374 | 0.99106 | 5,077,853 | 53.1 |
| **25** | 0.01439 | 1,371 | 0.00290 | 95,306 | 473,104 | 0.98595 | 4,600,480 | 48.3 |
| **30** | 0.01371 | 1,288 | 0.00276 | 93,935 | 466,455 | 0.98159 | 4,127,376 | 43.9 |
| **35** | 0.02317 | 2,146 | 0.00469 | 92,647 | 457,869 | 0.98038 | 3,660,920 | 39.5 |
| **40** | 0.01599 | 1,447 | 0.00322 | 90,501 | 448,886 | 0.97753 | 3,203,051 | 35.4 |
| **45** | 0.02905 | 2,587 | 0.00590 | 89,054 | 438,800 | 0.96070 | 2,754,166 | 30.9 |
| **50** | 0.04985 | 4,310 | 0.01022 | 86,466 | 421,556 | 0.94471 | 2,315,365 | 26.8 |
| **55** | 0.06101 | 5,013 | 0.01259 | 82,156 | 398,249 | 0.94076 | 1,893,809 | 23.1 |
| **60** | 0.05735 | 4,424 | 0.01181 | 77,143 | 374,657 | 0.91964 | 1,495,561 | 19.4 |
| **65** | 0.10477 | 7,619 | 0.02211 | 72,719 | 344,550 | 0.88307 | 1,120,904 | 15.4 |
| **70** | 0.13053 | 8,497 | 0.02793 | 65,101 | 304,260 | 0.78015 | 776,354 | 11.9 |
| **75** | 0.32258 | 18,259 | 0.07692 | 56,603 | 237,369 | 0.49720 [c] | 472,094 | 8.3 |
| **80+** | 1.00000 | 38,344 | 0.16336 | 38,344 | 234,725 | - | 234,725 | 6.1 |
| **Lelaki** *Male* | | | | | | | | |
| **0** | 0.04444 | 4,444 | 0.04615 | 100,000 | 96,312 | 0.95507 [a] | 6,660,707 | 66.6 |
| **1** | 0.00421 | 402 | 0.00106 | 95,556 | 381,224 | 0.99629 [b] | 6,564,395 | 68.7 |
| **5** | 0.00000 | - | 0.00000 | 95,153 | 475,766 | 1.00000 | 6,183,171 | 65.0 |
| **10** | 0.00000 | - | 0.00000 | 95,153 | 475,766 | 0.99926 | 5,707,405 | 60.0 |
| **15** | 0.00148 | 141 | 0.00030 | 95,153 | 475,414 | 0.99846 | 5,231,639 | 55.0 |
| **20** | 0.00161 | 153 | 0.00032 | 95,012 | 474,680 | 0.99001 | 4,756,225 | 50.1 |
| **25** | 0.01838 | 1,744 | 0.00371 | 94,860 | 469,939 | 0.98130 | 4,281,544 | 45.1 |
| **30** | 0.01903 | 1,772 | 0.00384 | 93,116 | 461,150 | 0.97901 | 3,811,605 | 40.9 |
| **35** | 0.02299 | 2,100 | 0.00465 | 91,344 | 451,471 | 0.97519 | 3,350,455 | 36.7 |
| **40** | 0.02668 | 2,381 | 0.00541 | 89,244 | 440,269 | 0.96356 | 2,898,984 | 32.5 |
| **45** | 0.04646 | 4,036 | 0.00951 | 86,863 | 424,228 | 0.94352 | 2,458,715 | 28.3 |
| **50** | 0.06699 | 5,548 | 0.01386 | 82,828 | 400,267 | 0.93530 | 2,034,487 | 24.6 |
| **55** | 0.06226 | 4,811 | 0.01285 | 77,279 | 374,369 | 0.93156 | 1,634,219 | 21.1 |
| **60** | 0.07503 | 5,437 | 0.01559 | 72,468 | 348,748 | 0.89928 | 1,259,851 | 17.4 |
| **65** | 0.12849 | 8,613 | 0.02746 | 67,031 | 313,624 | 0.84819 | 911,102 | 13.6 |
| **70** | 0.17857 | 10,432 | 0.03922 | 58,418 | 266,012 | 0.70263 | 597,478 | 10.2 |
| **75** | 0.44199 | 21,210 | 0.11348 | 47,987 | 186,909 | 0.43611 [c] | 331,466 | 6.9 |
| **80+** | 1.00000 | 26,777 | 0.18523 | 26,777 | 144,557 | - | 144,557 | 5.4 |
| **Perempuan** *Female* | | | | | | | | |
| **0** | 0.00772 | 772 | 0.00778 | 100,000 | 99,284 | 0.98578 [a] | 7,482,590 | 74.8 |
| **1** | 0.01338 | 1,327 | 0.00337 | 99,228 | 393,608 | 0.98737 [b] | 7,383,306 | 74.4 |
| **5** | 0.01159 | 1,134 | 0.00233 | 97,900 | 486,666 | 0.99417 | 6,989,698 | 71.4 |
| **10** | 0.00000 | - | 0.00000 | 96,766 | 483,830 | 0.99747 | 6,503,032 | 67.2 |
| **15** | 0.00505 | 489 | 0.00101 | 96,766 | 482,607 | 0.99456 | 6,019,203 | 62.2 |
| **20** | 0.00584 | 562 | 0.00117 | 96,277 | 479,980 | 0.99207 | 5,536,596 | 57.5 |
| **25** | 0.01003 | 960 | 0.00202 | 95,715 | 476,175 | 0.99174 | 5,056,616 | 52.8 |
| **30** | 0.00648 | 614 | 0.00130 | 94,755 | 472,240 | 0.98512 | 4,580,441 | 48.3 |
| **35** | 0.02335 | 2,198 | 0.00472 | 94,141 | 465,211 | 0.98699 | 4,108,201 | 43.6 |
| **40** | 0.00242 | 222 | 0.00048 | 91,943 | 459,161 | 0.99632 | 3,642,990 | 39.6 |
| **45** | 0.00495 | 454 | 0.00099 | 91,721 | 457,470 | 0.98195 | 3,183,829 | 34.7 |
| **50** | 0.03122 | 2,849 | 0.00634 | 91,267 | 449,212 | 0.95484 | 2,726,360 | 29.9 |
| **55** | 0.05955 | 5,265 | 0.01228 | 88,418 | 428,926 | 0.94877 | 2,277,147 | 25.8 |
| **60** | 0.04237 | 3,523 | 0.00866 | 83,153 | 406,954 | 0.94388 | 1,848,221 | 22.2 |
| **65** | 0.07047 | 5,611 | 0.01461 | 79,629 | 384,117 | 0.92555 | 1,441,267 | 18.1 |
| **70** | 0.07874 | 5,828 | 0.01639 | 74,018 | 355,519 | 0.86612 | 1,057,150 | 14.3 |
| **75** | 0.19374 | 13,211 | 0.04290 | 68,190 | 307,921 | 0.56114 [c] | 701,631 | 10.3 |
| **80+** | 1.00000 | 54,979 | 0.13964 | 54,979 | 393,710 | - | 393,710 | 7.2 |

**Nota:** *Notes:*
[a] **Daripada umur 0 hingga kumpulan umur 1-4** *From age of 0 to age group 1-4*
[b] **Daripada umur 0, kumpulan umur 1-4 hingga kumpulan umur 5-9** *From age of 0, age group 1-4 to age group 5-9*
[c] **Daripada umur 75 hingga 80+** *From age of 75 to 80+*
[P] **Permulaan** *Preliminary*

**Jadual 4.11.41: Jadual hayat ringkas mengikut jantina dan umur, Gedong, Sarawak, 2025[p]**

*Table 4.11.41: Abridged life table by sex and age, Gedong, Sarawak, 2025[p]*

| **Umur** *Age* | **Kebarangkalian mati di antara umur x dan umur x+n** *Probability of dying between age x and age x+n* | **Bilangan kematian di antara umur x dan umur x+n** *Number of deaths between age x and age x+n* | **Kadar tengah mortaliti di antara umur x dan umur x+n** *Central mortality rate between age x and age x+n* | **Penakat (orang yang masih hidup) pada umur tepat x** *Survivors at exact age x* | **Bilangan orang hidup-tahun di antara umur x dan umur x+n** *Number of person-years lived between age x and age x+n* | **Nisbah ketakatan** *Survival ratio* | **Jumlah bilangan orang hidup-tahun selepas umur tepat x** *Total number of person-years lived after exact age x* | **Jangkaan hayat** *Life expectancy* |
|---|---|---|---|---|---|---|---|---|
| **x** | $_nq_x$ | $_nd_x$ | $_nm_x$ | $l_x$ | $_nL_x$ | $_nS_x$ | $T_x$ | $e_x$ |
| **Lelaki dan Perempuan** *Both sexes* | | | | | | | | |
| **0** | 0.00000 | - | 0.00000 | 100,000 | 100,000 | 0.99928 [a] | 7,497,923 | 75.0 |
| **1** | 0.00145 | 145 | 0.00036 | 100,000 | 399,640 | 0.99927 [b] | 7,397,923 | 74.0 |
| **5** | 0.00000 | - | 0.00000 | 99,855 | 499,274 | 1.00000 | 6,998,282 | 70.1 |
| **10** | 0.00000 | - | 0.00000 | 99,855 | 499,274 | 1.00000 | 6,499,009 | 65.1 |
| **15** | 0.00000 | - | 0.00000 | 99,855 | 499,274 | 0.99731 | 5,999,735 | 60.1 |
| **20** | 0.00539 | 538 | 0.00108 | 99,855 | 497,929 | 0.99618 | 5,500,462 | 55.1 |
| **25** | 0.00225 | 224 | 0.00045 | 99,317 | 496,026 | 0.98957 | 5,002,533 | 50.4 |
| **30** | 0.01863 | 1,846 | 0.00376 | 99,093 | 490,851 | 0.98949 | 4,506,507 | 45.5 |
| **35** | 0.00224 | 218 | 0.00045 | 97,247 | 485,691 | 0.98388 | 4,015,656 | 41.3 |
| **40** | 0.03003 | 2,914 | 0.00610 | 97,029 | 477,861 | 0.96610 | 3,529,966 | 36.4 |
| **45** | 0.03790 | 3,567 | 0.00773 | 94,115 | 461,660 | 0.95821 | 3,052,104 | 32.4 |
| **50** | 0.04583 | 4,150 | 0.00938 | 90,548 | 442,367 | 0.95393 | 2,590,444 | 28.6 |
| **55** | 0.04632 | 4,002 | 0.00948 | 86,398 | 421,987 | 0.96242 | 2,148,078 | 24.9 |
| **60** | 0.02842 | 2,341 | 0.00577 | 82,396 | 406,129 | 0.94064 | 1,726,091 | 20.9 |
| **65** | 0.09120 | 7,301 | 0.01911 | 80,055 | 382,022 | 0.88796 | 1,319,962 | 16.5 |
| **70** | 0.13498 | 9,820 | 0.02895 | 72,754 | 339,219 | 0.81671 | 937,940 | 12.9 |
| **75** | 0.23913 | 15,049 | 0.05432 | 62,934 | 277,045 | 0.53727 [c] | 598,721 | 9.5 |
| **80+** | 1.00000 | 47,884 | 0.14886 | 47,884 | 321,676 | - | 321,676 | 6.7 |
| **Lelaki** *Male* | | | | | | | | |
| **0** | 0.00000 | - | 0.00000 | 100,000 | 100,000 | 0.99868 [a] | 7,478,781 | 74.8 |
| **1** | 0.00282 | 282 | 0.00071 | 100,000 | 399,338 | 0.99850 [b] | 7,378,781 | 73.8 |
| **5** | 0.00000 | - | 0.00000 | 99,718 | 498,590 | 1.00000 | 6,979,443 | 70.0 |
| **10** | 0.00000 | - | 0.00000 | 99,718 | 498,590 | 1.00000 | 6,480,853 | 65.0 |
| **15** | 0.00000 | - | 0.00000 | 99,718 | 498,590 | 0.99490 | 5,982,264 | 60.0 |
| **20** | 0.01019 | 1,016 | 0.00205 | 99,718 | 496,048 | 0.99280 | 5,483,674 | 55.0 |
| **25** | 0.00418 | 412 | 0.00084 | 98,701 | 492,476 | 0.98938 | 4,987,626 | 50.5 |
| **30** | 0.01708 | 1,679 | 0.00345 | 98,289 | 487,248 | 0.98936 | 4,495,150 | 45.7 |
| **35** | 0.00409 | 395 | 0.00082 | 96,610 | 482,064 | 0.98421 | 4,007,902 | 41.5 |
| **40** | 0.02755 | 2,651 | 0.00559 | 96,215 | 474,451 | 0.96303 | 3,525,838 | 36.6 |
| **45** | 0.04666 | 4,365 | 0.00955 | 93,565 | 456,911 | 0.94843 | 3,051,387 | 32.6 |
| **50** | 0.05673 | 5,060 | 0.01168 | 89,199 | 433,347 | 0.95276 | 2,594,476 | 29.1 |
| **55** | 0.03717 | 3,128 | 0.00758 | 84,139 | 412,876 | 0.96784 | 2,161,130 | 25.7 |
| **60** | 0.02695 | 2,184 | 0.00546 | 81,011 | 399,598 | 0.93376 | 1,748,253 | 21.6 |
| **65** | 0.10661 | 8,404 | 0.02252 | 78,828 | 373,129 | 0.89788 | 1,348,656 | 17.1 |
| **70** | 0.09709 | 6,837 | 0.02041 | 70,424 | 335,026 | 0.85594 | 975,527 | 13.9 |
| **75** | 0.19608 | 12,468 | 0.04348 | 63,587 | 286,763 | 0.55228 [c] | 640,500 | 10.1 |
| **80+** | 1.00000 | 51,119 | 0.14451 | 51,119 | 353,737 | - | 353,737 | 6.9 |
| **Perempuan** *Female* | | | | | | | | |
| **0** | 0.00000 | - | 0.00000 | 100,000 | 100,000 | 1.00000 [a] | 7,530,428 | 75.3 |
| **1** | 0.00000 | - | 0.00000 | 100,000 | 400,000 | 1.00000 [b] | 7,430,428 | 74.3 |
| **5** | 0.00000 | - | 0.00000 | 100,000 | 500,000 | 1.00000 | 7,030,428 | 70.3 |
| **10** | 0.00000 | - | 0.00000 | 100,000 | 500,000 | 1.00000 | 6,530,428 | 65.3 |
| **15** | 0.00000 | - | 0.00000 | 100,000 | 500,000 | 1.00000 | 6,030,428 | 60.3 |
| **20** | 0.00000 | - | 0.00000 | 100,000 | 500,000 | 1.00000 | 5,530,428 | 55.3 |
| **25** | 0.00000 | - | 0.00000 | 100,000 | 500,000 | 0.98975 | 5,030,428 | 50.3 |
| **30** | 0.02049 | 2,049 | 0.00414 | 100,000 | 494,877 | 0.98965 | 4,530,428 | 45.3 |
| **35** | 0.00000 | - | 0.00000 | 97,951 | 489,754 | 0.98350 | 4,035,551 | 41.2 |
| **40** | 0.03300 | 3,233 | 0.00671 | 97,951 | 481,672 | 0.96929 | 3,545,797 | 36.2 |
| **45** | 0.02833 | 2,683 | 0.00575 | 94,718 | 466,883 | 0.96893 | 3,064,125 | 32.3 |
| **50** | 0.03390 | 3,120 | 0.00690 | 92,035 | 452,375 | 0.95554 | 2,597,242 | 28.2 |
| **55** | 0.05540 | 4,926 | 0.01140 | 88,915 | 432,260 | 0.95705 | 2,144,867 | 24.1 |
| **60** | 0.02976 | 2,500 | 0.00604 | 83,989 | 413,696 | 0.94767 | 1,712,607 | 20.4 |
| **65** | 0.07559 | 6,160 | 0.01571 | 81,489 | 392,046 | 0.87930 | 1,298,911 | 15.9 |
| **70** | 0.16949 | 12,768 | 0.03704 | 75,329 | 344,727 | 0.77946 | 906,865 | 12.0 |
| **75** | 0.28200 | 17,642 | 0.06566 | 62,562 | 268,703 | 0.52200 [c] | 562,138 | 9.0 |
| **80+** | 1.00000 | 44,919 | 0.15308 | 44,919 | 293,435 | - | 293,435 | 6.5 |

**Nota:** *Notes:*

[a] **Daripada umur 0 hingga kumpulan umur 1-4**
*From age of 0 to age group 1-4*

[b] **Daripada umur 0, kumpulan umur 1-4 hingga kumpulan umur 5-9**
*From age of 0, age group 1-4 to age group 5-9*

[c] **Daripada umur 75 hingga 80+**
*From age of 75 to 80+*

[p] **Permulaan**
*Preliminary*

**Jadual 4.11.42: Jadual hayat ringkas mengikut jantina dan umur, Sebuyau, Sarawak, 2025[P]**

*Table 4.11.42: Abridged life table by sex and age, Sebuyau, Sarawak, 2025 [P]*

| **Umur** *Age* | **Kebarangkalian mati di antara umur x dan umur x+n** *Probability of dying between age x and age x+n* | **Bilangan kematian di antara umur x dan umur x+n** *Number of deaths between age x and age x+n* | **Kadar tengah mortaliti di antara umur x dan umur x+n** *Central mortality rate between age x and age x+n* | **Penakat (orang yang masih hidup) pada umur tepat x** *Survivors at exact age x* | **Bilangan orang hidup-tahun di antara umur x dan umur x+n** *Number of person-years lived between age x and age x+n* | **Nisbah ketakatan** *Survival ratio* | **Jumlah bilangan orang hidup-tahun selepas umur tepat x** *Total number of person-years lived after exact age x* | **Jangkaan hayat** *Life expectancy* |
|---|---|---|---|---|---|---|---|---|
| **x** | $_nq_x$ | $_nd_x$ | $_nm_x$ | $l_x$ | $_nL_x$ | $_nS_x$ | $T_x$ | $e_x$ |
| **Lelaki dan Perempuan** *Both sexes* | | | | | | | | |
| **0** | 0.01274 | 1,274 | 0.01289 | 100,000 | 98,838 | 0.98667 [a] | 7,036,205 | 70.4 |
| **1** | 0.00165 | 163 | 0.00041 | 98,726 | 394,498 | 0.99895 [b] | 6,937,366 | 70.3 |
| **5** | 0.00000 | - | 0.00000 | 98,563 | 492,816 | 0.99907 | 6,542,869 | 66.4 |
| **10** | 0.00185 | 183 | 0.00037 | 98,563 | 492,359 | 0.99676 | 6,050,053 | 61.4 |
| **15** | 0.00464 | 456 | 0.00093 | 98,381 | 490,763 | 0.99614 | 5,557,694 | 56.5 |
| **20** | 0.00308 | 302 | 0.00062 | 97,924 | 488,868 | 0.99458 | 5,066,931 | 51.7 |
| **25** | 0.00777 | 758 | 0.00156 | 97,623 | 486,218 | 0.98772 | 4,578,063 | 46.9 |
| **30** | 0.01682 | 1,629 | 0.00339 | 96,864 | 480,249 | 0.97774 | 4,091,845 | 42.2 |
| **35** | 0.02779 | 2,646 | 0.00564 | 95,235 | 469,559 | 0.97250 | 3,611,596 | 37.9 |
| **40** | 0.02721 | 2,519 | 0.00552 | 92,589 | 456,645 | 0.96386 | 3,142,037 | 33.9 |
| **45** | 0.04531 | 4,081 | 0.00927 | 90,069 | 440,143 | 0.95929 | 2,685,392 | 29.8 |
| **50** | 0.03589 | 3,086 | 0.00731 | 85,988 | 422,223 | 0.95157 | 2,245,249 | 26.1 |
| **55** | 0.06143 | 5,092 | 0.01267 | 82,901 | 401,777 | 0.93648 | 1,823,026 | 22.0 |
| **60** | 0.06574 | 5,116 | 0.01360 | 77,809 | 376,257 | 0.91166 | 1,421,249 | 18.3 |
| **65** | 0.11252 | 8,180 | 0.02385 | 72,694 | 343,019 | 0.83893 | 1,044,992 | 14.4 |
| **70** | 0.21578 | 13,921 | 0.04837 | 64,514 | 287,769 | 0.73807 | 701,973 | 10.9 |
| **75** | 0.32078 | 16,229 | 0.07641 | 50,593 | 212,393 | 0.48723 [c] | 414,204 | 8.2 |
| **80+** | 1.00000 | 34,364 | 0.17028 | 34,364 | 201,811 | - | 201,811 | 5.9 |
| **Lelaki** *Male* | | | | | | | | |
| **0** | 0.02105 | 2,105 | 0.02146 | 100,000 | 98,112 | 0.97785 [a] | 6,893,217 | 68.9 |
| **1** | 0.00325 | 318 | 0.00081 | 97,895 | 390,813 | 0.99787 [b] | 6,795,106 | 69.4 |
| **5** | 0.00000 | - | 0.00000 | 97,577 | 487,884 | 1.00000 | 6,404,293 | 65.6 |
| **10** | 0.00000 | - | 0.00000 | 97,577 | 487,884 | 0.99552 | 5,916,408 | 60.6 |
| **15** | 0.00895 | 874 | 0.00180 | 97,577 | 485,701 | 0.99262 | 5,428,524 | 55.6 |
| **20** | 0.00580 | 561 | 0.00116 | 96,703 | 482,114 | 0.99349 | 4,942,823 | 51.1 |
| **25** | 0.00722 | 694 | 0.00145 | 96,142 | 478,977 | 0.98282 | 4,460,709 | 46.4 |
| **30** | 0.02721 | 2,597 | 0.00552 | 95,448 | 470,749 | 0.96613 | 3,981,732 | 41.7 |
| **35** | 0.04073 | 3,781 | 0.00831 | 92,852 | 454,804 | 0.96691 | 3,510,983 | 37.8 |
| **40** | 0.02513 | 2,238 | 0.00509 | 89,070 | 439,756 | 0.96542 | 3,056,179 | 34.3 |
| **45** | 0.04429 | 3,846 | 0.00906 | 86,832 | 424,547 | 0.95315 | 2,616,423 | 30.1 |
| **50** | 0.04953 | 4,110 | 0.01016 | 82,987 | 404,658 | 0.95234 | 2,191,877 | 26.4 |
| **55** | 0.04570 | 3,605 | 0.00935 | 78,877 | 385,371 | 0.93085 | 1,787,219 | 22.7 |
| **60** | 0.09372 | 7,055 | 0.01967 | 75,272 | 358,723 | 0.90829 | 1,401,848 | 18.6 |
| **65** | 0.08950 | 6,105 | 0.01874 | 68,217 | 325,824 | 0.86170 | 1,043,125 | 15.3 |
| **70** | 0.19190 | 11,919 | 0.04245 | 62,112 | 280,763 | 0.77242 | 717,301 | 11.5 |
| **75** | 0.27174 | 13,639 | 0.06289 | 50,193 | 216,866 | 0.50321 [c] | 436,539 | 8.7 |
| **80+** | 1.00000 | 36,554 | 0.16640 | 36,554 | 219,672 | - | 219,672 | 6.0 |
| **Perempuan** *Female* | | | | | | | | |
| **0** | 0.00583 | 583 | 0.00586 | 100,000 | 99,456 | 0.99425 [a] | 7,187,263 | 71.9 |
| **1** | 0.00000 | - | 0.00000 | 99,417 | 397,668 | 0.99992 [b] | 7,087,807 | 71.3 |
| **5** | 0.00000 | - | 0.00000 | 99,417 | 497,085 | 0.99802 | 6,690,139 | 67.3 |
| **10** | 0.00397 | 395 | 0.00080 | 99,417 | 496,098 | 0.99801 | 6,193,055 | 62.3 |
| **15** | 0.00000 | - | 0.00000 | 99,022 | 495,111 | 1.00000 | 5,696,957 | 57.5 |
| **20** | 0.00000 | - | 0.00000 | 99,022 | 495,111 | 0.99580 | 5,201,846 | 52.5 |
| **25** | 0.00840 | 832 | 0.00169 | 99,022 | 493,031 | 0.99350 | 4,706,734 | 47.5 |
| **30** | 0.00458 | 450 | 0.00092 | 98,190 | 489,826 | 0.99130 | 4,213,704 | 42.9 |
| **35** | 0.01284 | 1,255 | 0.00258 | 97,740 | 485,565 | 0.97880 | 3,723,877 | 38.1 |
| **40** | 0.02967 | 2,863 | 0.00602 | 96,486 | 475,271 | 0.96203 | 3,238,313 | 33.6 |
| **45** | 0.04651 | 4,355 | 0.00952 | 93,623 | 457,226 | 0.96622 | 2,763,042 | 29.5 |
| **50** | 0.02043 | 1,824 | 0.00413 | 89,268 | 441,781 | 0.95172 | 2,305,816 | 25.8 |
| **55** | 0.07671 | 6,707 | 0.01595 | 87,444 | 420,453 | 0.94114 | 1,864,035 | 21.3 |
| **60** | 0.03953 | 3,191 | 0.00806 | 80,737 | 395,706 | 0.91305 | 1,443,581 | 17.9 |
| **65** | 0.13632 | 10,571 | 0.02926 | 77,546 | 361,301 | 0.81687 | 1,047,875 | 13.5 |
| **70** | 0.23733 | 15,895 | 0.05386 | 66,975 | 295,136 | 0.70419 | 686,574 | 10.3 |
| **75** | 0.37249 | 19,027 | 0.09155 | 51,080 | 207,831 | 0.46906 [c] | 391,438 | 7.7 |
| **80+** | 1.00000 | 32,053 | 0.17457 | 32,053 | 183,608 | - | 183,608 | 5.7 |

**Nota:** *Notes:*

[a] **Daripada umur 0 hingga kumpulan umur 1-4**
*From age of 0 to age group 1-4*

[b] **Daripada umur 0, kumpulan umur 1-4 hingga kumpulan umur 5-9**
*From age of 0, age group 1-4 to age group 5-9*

[c] **Daripada umur 75 hingga 80+**
*From age of 75 to 80+*

[P] **Permulaan**
*Preliminary*

**Jadual 4.11.43: Jadual hayat ringkas mengikut jantina dan umur, Siburan, Sarawak, 2025[p]**

*Table 4.11.43: Abridged life table by sex and age, Siburan, Sarawak, 2025[p]*

| **Umur** *Age* | **Kebarangkalian mati di antara umur x dan umur x+n** *Probability of dying between age x and age x+n* | **Bilangan kematian di antara umur x dan umur x+n** *Number of deaths between age x and age x+n* | **Kadar tengah mortaliti di antara umur x dan umur x+n** *Central mortality rate between age x and age x+n* | **Penakat (orang yang masih hidup) pada umur tepat x** *Survivors at exact age x* | **Bilangan orang hidup-tahun di antara umur x dan umur x+n** *Number of person-years lived between age x and age x+n* | **Nisbah ketakatan** *Survival ratio* | **Jumlah bilangan orang hidup-tahun selepas umur tepat x** *Total number of person-years lived after exact age x* | **Jangkaan hayat** *Life expectancy* |
|---|---|---|---|---|---|---|---|---|
| **x** | $_nq_x$ | $_nd_x$ | $_nm_x$ | $l_x$ | $_nL_x$ | $_nS_x$ | $T_x$ | $e_x$ |
| **Lelaki dan Perempuan** *Both sexes* | | | | | | | | |
| **0** | 0.00345 | 345 | 0.00347 | 100,000 | 99,675 | 0.99617 [a] | 7,494,725 | 74.9 |
| **1** | 0.00085 | 85 | 0.00021 | 99,655 | 398,408 | 0.99908 [b] | 7,395,050 | 74.2 |
| **5** | 0.00090 | 90 | 0.00018 | 99,570 | 497,625 | 0.99877 | 6,996,642 | 70.3 |
| **10** | 0.00156 | 155 | 0.00031 | 99,480 | 497,012 | 0.99791 | 6,499,016 | 65.3 |
| **15** | 0.00263 | 261 | 0.00053 | 99,325 | 495,972 | 0.99377 | 6,002,004 | 60.4 |
| **20** | 0.00985 | 976 | 0.00198 | 99,064 | 492,879 | 0.99356 | 5,506,033 | 55.6 |
| **25** | 0.00299 | 293 | 0.00060 | 98,088 | 489,706 | 0.99082 | 5,013,153 | 51.1 |
| **30** | 0.01539 | 1,505 | 0.00310 | 97,795 | 485,210 | 0.98478 | 4,523,447 | 46.3 |
| **35** | 0.01504 | 1,448 | 0.00303 | 96,289 | 477,827 | 0.97949 | 4,038,237 | 41.9 |
| **40** | 0.02607 | 2,472 | 0.00528 | 94,841 | 468,026 | 0.97353 | 3,560,410 | 37.5 |
| **45** | 0.02688 | 2,483 | 0.00545 | 92,369 | 455,638 | 0.97018 | 3,092,384 | 33.5 |
| **50** | 0.03283 | 2,951 | 0.00668 | 89,886 | 442,051 | 0.95954 | 2,636,746 | 29.3 |
| **55** | 0.04834 | 4,202 | 0.00991 | 86,935 | 424,167 | 0.94898 | 2,194,695 | 25.2 |
| **60** | 0.05383 | 4,454 | 0.01106 | 82,732 | 402,527 | 0.94374 | 1,770,528 | 21.4 |
| **65** | 0.05882 | 4,605 | 0.01212 | 78,279 | 379,881 | 0.91235 | 1,368,001 | 17.5 |
| **70** | 0.11827 | 8,714 | 0.02514 | 73,674 | 346,586 | 0.83593 | 988,120 | 13.4 |
| **75** | 0.21601 | 14,032 | 0.04843 | 64,960 | 289,721 | 0.54839 [c] | 641,534 | 9.9 |
| **80+** | 1.00000 | 50,928 | 0.14476 | 50,928 | 351,813 | - | 351,813 | 6.9 |
| **Lelaki** *Male* | | | | | | | | |
| **0** | 0.00336 | 336 | 0.00337 | 100,000 | 99,681 | 0.99589 [a] | 7,156,309 | 71.6 |
| **1** | 0.00167 | 167 | 0.00042 | 99,664 | 398,263 | 0.99823 [b] | 7,056,628 | 70.8 |
| **5** | 0.00171 | 170 | 0.00034 | 99,497 | 497,062 | 0.99838 | 6,658,365 | 66.9 |
| **10** | 0.00153 | 152 | 0.00031 | 99,328 | 496,257 | 0.99672 | 6,161,303 | 62.0 |
| **15** | 0.00503 | 499 | 0.00101 | 99,175 | 494,629 | 0.99101 | 5,665,046 | 57.1 |
| **20** | 0.01297 | 1,280 | 0.00261 | 98,676 | 490,181 | 0.99061 | 5,170,417 | 52.4 |
| **25** | 0.00576 | 561 | 0.00115 | 97,396 | 485,579 | 0.98628 | 4,680,236 | 48.1 |
| **30** | 0.02173 | 2,104 | 0.00439 | 96,836 | 478,918 | 0.97644 | 4,194,657 | 43.3 |
| **35** | 0.02543 | 2,409 | 0.00515 | 94,731 | 467,634 | 0.96883 | 3,715,739 | 39.2 |
| **40** | 0.03706 | 3,421 | 0.00755 | 92,322 | 453,059 | 0.96730 | 3,248,104 | 35.2 |
| **45** | 0.02818 | 2,505 | 0.00572 | 88,901 | 438,243 | 0.95871 | 2,795,045 | 31.4 |
| **50** | 0.05479 | 4,733 | 0.01127 | 86,396 | 420,147 | 0.94182 | 2,356,802 | 27.3 |
| **55** | 0.06177 | 5,044 | 0.01275 | 81,663 | 395,704 | 0.93719 | 1,936,655 | 23.7 |
| **60** | 0.06393 | 4,898 | 0.01321 | 76,619 | 370,848 | 0.93313 | 1,540,951 | 20.1 |
| **65** | 0.07001 | 5,021 | 0.01451 | 71,721 | 346,050 | 0.88948 | 1,170,103 | 16.3 |
| **70** | 0.15409 | 10,278 | 0.03339 | 66,699 | 307,803 | 0.80186 | 824,053 | 12.4 |
| **75** | 0.25022 | 14,118 | 0.05720 | 56,422 | 246,815 | 0.52191 [c] | 516,250 | 9.1 |
| **80+** | 1.00000 | 42,304 | 0.15701 | 42,304 | 269,436 | - | 269,436 | 6.4 |
| **Perempuan** *Female* | | | | | | | | |
| **0** | 0.00355 | 355 | 0.00356 | 100,000 | 99,666 | 0.99649 [a] | 7,896,339 | 79.0 |
| **1** | 0.00000 | - | 0.00000 | 99,645 | 398,579 | 0.99996 [b] | 7,796,673 | 78.2 |
| **5** | 0.00000 | - | 0.00000 | 99,645 | 498,224 | 0.99920 | 7,398,094 | 74.2 |
| **10** | 0.00159 | 159 | 0.00032 | 99,645 | 497,827 | 0.99920 | 6,899,870 | 69.2 |
| **15** | 0.00000 | - | 0.00000 | 99,486 | 497,430 | 0.99678 | 6,402,043 | 64.4 |
| **20** | 0.00644 | 641 | 0.00129 | 99,486 | 495,827 | 0.99677 | 5,904,614 | 59.4 |
| **25** | 0.00000 | - | 0.00000 | 98,845 | 494,224 | 0.99590 | 5,408,787 | 54.7 |
| **30** | 0.00821 | 811 | 0.00165 | 98,845 | 492,196 | 0.99420 | 4,914,562 | 49.7 |
| **35** | 0.00336 | 330 | 0.00067 | 98,033 | 489,344 | 0.99100 | 4,422,366 | 45.1 |
| **40** | 0.01466 | 1,432 | 0.00295 | 97,704 | 484,939 | 0.97990 | 3,933,023 | 40.3 |
| **45** | 0.02563 | 2,467 | 0.00519 | 96,272 | 475,191 | 0.98152 | 3,448,083 | 35.8 |
| **50** | 0.01114 | 1,045 | 0.00224 | 93,805 | 466,409 | 0.97717 | 2,972,892 | 31.7 |
| **55** | 0.03465 | 3,214 | 0.00705 | 92,759 | 455,762 | 0.96105 | 2,506,483 | 27.0 |
| **60** | 0.04341 | 3,887 | 0.00887 | 89,545 | 438,009 | 0.95461 | 2,050,721 | 22.9 |
| **65** | 0.04745 | 4,064 | 0.00972 | 85,658 | 418,130 | 0.93610 | 1,612,712 | 18.8 |
| **70** | 0.08117 | 6,623 | 0.01692 | 81,594 | 391,412 | 0.87006 | 1,194,581 | 14.6 |
| **75** | 0.18303 | 13,722 | 0.04029 | 74,971 | 340,550 | 0.57599 [c] | 803,170 | 10.7 |
| **80+** | 1.00000 | 61,249 | 0.13240 | 61,249 | 462,619 | - | 462,619 | 7.6 |

**Nota:** *Notes:*

[a] **Daripada umur 0 hingga kumpulan umur 1-4**
*From age of 0 to age group 1-4*

[b] **Daripada umur 0, kumpulan umur 1-4 hingga kumpulan umur 5-9**
*From age of 0, age group 1-4 to age group 5-9*

[c] **Daripada umur 75 hingga 80+**
*From age of 75 to 80+*

[p] **Permulaan**
*Preliminary*

**Jadual 4.11.44: Jadual hayat ringkas mengikut jantina dan umur, Pantu, Sarawak, 2025[p]**
*Table 4.11.44: Abridged life table by sex and age, Pantu, Sarawak, 2025[p]*

| Umur *Age* | Kebarangkalian mati di antara umur x dan umur x+n *Probability of dying between age x and age x+n* | Bilangan kematian di antara umur x dan umur x+n *Number of deaths between age x and age x+n* | Kadar tengah mortaliti di antara umur x dan umur x+n *Central mortality rate between age x and age x+n* | Penakat (orang yang masih hidup) pada umur tepat x *Survivors at exact age x* | Bilangan orang hidup-tahun di antara umur x dan umur x+n *Number of person-years lived between age x and age x+n* | Nisbah ketakatan *Survival ratio* | Jumlah bilangan orang hidup-tahun selepas umur tepat x *Total number of person-years lived after exact age x* | Jangkaan hayat *Life expectancy* |
|---|---|---|---|---|---|---|---|---|
| x | $_nq_x$ | $_nd_x$ | $_nm_x$ | $l_x$ | $_nL_x$ | $_nS_x$ | $T_x$ | $e_x$ |
| **Lelaki dan Perempuan** *Both sexes* | | | | | | | | |
| **0** | 0.01170 | 1,170 | 0.01182 | 100,000 | 98,930 | 0.98850 [a] | 7,655,836 | 76.6 |
| **1** | 0.00000 | - | 0.00000 | 98,830 | 395,322 | 0.99980 [b] | 7,556,906 | 76.5 |
| **5** | 0.00000 | - | 0.00000 | 98,830 | 494,152 | 0.99782 | 7,161,585 | 72.5 |
| **10** | 0.00436 | 431 | 0.00087 | 98,830 | 493,075 | 0.99782 | 6,667,433 | 67.5 |
| **15** | 0.00000 | - | 0.00000 | 98,400 | 491,998 | 0.99789 | 6,174,358 | 62.7 |
| **20** | 0.00422 | 415 | 0.00085 | 98,400 | 490,960 | 0.99689 | 5,682,360 | 57.7 |
| **25** | 0.00200 | 196 | 0.00040 | 97,984 | 489,431 | 0.99811 | 5,191,400 | 53.0 |
| **30** | 0.00179 | 175 | 0.00036 | 97,788 | 488,505 | 0.99910 | 4,701,969 | 48.1 |
| **35** | 0.00000 | - | 0.00000 | 97,613 | 488,067 | 0.99248 | 4,213,464 | 43.2 |
| **40** | 0.01504 | 1,468 | 0.00303 | 97,613 | 484,398 | 0.97751 | 3,725,397 | 38.2 |
| **45** | 0.03005 | 2,889 | 0.00610 | 96,146 | 473,506 | 0.96352 | 3,240,999 | 33.7 |
| **50** | 0.04311 | 4,021 | 0.00881 | 93,257 | 456,232 | 0.96186 | 2,767,493 | 29.7 |
| **55** | 0.03294 | 2,939 | 0.00670 | 89,236 | 438,833 | 0.96230 | 2,311,261 | 25.9 |
| **60** | 0.04263 | 3,678 | 0.00871 | 86,297 | 422,289 | 0.95252 | 1,872,428 | 21.7 |
| **65** | 0.05255 | 4,342 | 0.01079 | 82,618 | 402,238 | 0.90673 | 1,450,140 | 17.6 |
| **70** | 0.13624 | 10,664 | 0.02924 | 78,277 | 364,723 | 0.83134 | 1,047,902 | 13.4 |
| **75** | 0.20619 | 13,941 | 0.04598 | 67,612 | 303,210 | 0.55618 [c] | 683,178 | 10.1 |
| **80+** | 1.00000 | 53,672 | 0.14125 | 53,672 | 379,968 | - | 379,968 | 7.1 |
| **Lelaki** *Male* | | | | | | | | |
| **0** | 0.01439 | 1,439 | 0.01458 | 100,000 | 98,682 | 0.98585 [a] | 7,352,262 | 73.5 |
| **1** | 0.00000 | - | 0.00000 | 98,561 | 394,245 | 0.99976 [b] | 7,253,580 | 73.6 |
| **5** | 0.00000 | - | 0.00000 | 98,561 | 492,806 | 0.99568 | 6,859,336 | 69.6 |
| **10** | 0.00864 | 852 | 0.00174 | 98,561 | 490,676 | 0.99566 | 6,366,530 | 64.6 |
| **15** | 0.00000 | - | 0.00000 | 97,709 | 488,546 | 0.99596 | 5,875,854 | 60.1 |
| **20** | 0.00808 | 789 | 0.00162 | 97,709 | 486,573 | 0.99594 | 5,387,308 | 55.1 |
| **25** | 0.00000 | - | 0.00000 | 96,920 | 484,600 | 0.99836 | 4,900,734 | 50.6 |
| **30** | 0.00329 | 319 | 0.00066 | 96,920 | 483,803 | 0.99835 | 4,416,134 | 45.6 |
| **35** | 0.00000 | - | 0.00000 | 96,601 | 483,007 | 0.99080 | 3,932,331 | 40.7 |
| **40** | 0.01840 | 1,777 | 0.00371 | 96,601 | 478,563 | 0.96979 | 3,449,324 | 35.7 |
| **45** | 0.04224 | 4,005 | 0.00863 | 94,824 | 464,107 | 0.95731 | 2,970,761 | 31.3 |
| **50** | 0.04317 | 3,920 | 0.00882 | 90,819 | 444,293 | 0.95327 | 2,506,654 | 27.6 |
| **55** | 0.05045 | 4,384 | 0.01035 | 86,898 | 423,531 | 0.93746 | 2,062,362 | 23.7 |
| **60** | 0.07528 | 6,211 | 0.01564 | 82,514 | 397,042 | 0.92703 | 1,638,830 | 19.9 |
| **65** | 0.07047 | 5,377 | 0.01461 | 76,303 | 368,072 | 0.89822 | 1,241,788 | 16.3 |
| **70** | 0.13546 | 9,607 | 0.02906 | 70,926 | 330,611 | 0.79310 | 873,716 | 12.3 |
| **75** | 0.28953 | 17,754 | 0.06771 | 61,318 | 262,208 | 0.51721 [c] | 543,105 | 8.9 |
| **80+** | 1.00000 | 43,565 | 0.15509 | 43,565 | 280,897 | - | 280,897 | 6.4 |
| **Perempuan** *Female* | | | | | | | | |
| **0** | 0.00851 | 851 | 0.00858 | 100,000 | 99,213 | 0.99162 [a] | 7,995,974 | 80.0 |
| **1** | 0.00000 | - | 0.00000 | 99,149 | 396,596 | 0.99987 [b] | 7,896,761 | 79.6 |
| **5** | 0.00000 | - | 0.00000 | 99,149 | 495,745 | 1.00000 | 7,500,165 | 75.6 |
| **10** | 0.00000 | - | 0.00000 | 99,149 | 495,745 | 1.00000 | 7,004,420 | 70.6 |
| **15** | 0.00000 | - | 0.00000 | 99,149 | 495,745 | 1.00000 | 6,508,675 | 65.6 |
| **20** | 0.00000 | - | 0.00000 | 99,149 | 495,745 | 0.99769 | 6,012,931 | 60.6 |
| **25** | 0.00462 | 458 | 0.00093 | 99,149 | 494,600 | 0.99769 | 5,517,186 | 55.6 |
| **30** | 0.00000 | - | 0.00000 | 98,691 | 493,455 | 1.00000 | 5,022,586 | 50.9 |
| **35** | 0.00000 | - | 0.00000 | 98,691 | 493,455 | 0.99449 | 4,529,131 | 45.9 |
| **40** | 0.01101 | 1,087 | 0.00221 | 98,691 | 490,738 | 0.98602 | 4,035,677 | 40.9 |
| **45** | 0.01698 | 1,657 | 0.00342 | 97,604 | 483,878 | 0.97009 | 3,544,939 | 36.3 |
| **50** | 0.04306 | 4,131 | 0.00880 | 95,947 | 469,407 | 0.97053 | 3,061,061 | 31.9 |
| **55** | 0.01527 | 1,402 | 0.00308 | 91,816 | 455,574 | 0.98677 | 2,591,655 | 28.2 |
| **60** | 0.01116 | 1,009 | 0.00224 | 90,414 | 449,547 | 0.97657 | 2,136,080 | 23.6 |
| **65** | 0.03584 | 3,204 | 0.00730 | 89,405 | 439,013 | 0.91451 | 1,686,533 | 18.9 |
| **70** | 0.13699 | 11,808 | 0.02941 | 86,200 | 401,481 | 0.86423 | 1,247,520 | 14.5 |
| **75** | 0.13436 | 9,995 | 0.02881 | 74,392 | 346,973 | 0.58988 [c] | 846,038 | 11.4 |
| **80+** | 1.00000 | 64,397 | 0.12904 | 64,397 | 499,065 | - | 499,065 | 7.7 |

**Nota:** *Notes:*
[a] **Daripada umur 0 hingga kumpulan umur 1-4**
*From age of 0 to age group 1-4*
[b] **Daripada umur 0, kumpulan umur 1-4 hingga kumpulan umur 5-9**
*From age of 0, age group 1-4 to age group 5-9*
[c] **Daripada umur 75 hingga 80+**
*From age of 75 to 80+*
[p] **Permulaan**
*Preliminary*

**Jadual 4.11.45: Jadual hayat ringkas mengikut jantina dan umur, Lingga, Sarawak, 2025[p]**

*Table 4.11.45: Abridged life table by sex and age, Lingga, Sarawak, 2025 [p]*

| **Umur** *Age* | **Kebarangkalian mati di antara umur x dan umur x+n** *Probability of dying between age x and age x+n* | **Bilangan kematian di antara umur x dan umur x+n** *Number of deaths between age x and age x+n* | **Kadar tengah mortaliti di antara umur x dan umur x+n** *Central mortality rate between age x and age x+n* | **Penakat (orang yang masih hidup) pada umur tepat x** *Survivors at exact age x* | **Bilangan orang hidup-tahun di antara umur x dan umur x+n** *Number of person-years lived between age x and age x+n* | **Nisbah ketakatan** *Survival ratio* | **Jumlah bilangan orang hidup-tahun selepas umur tepat x** *Total number of person-years lived after exact age x* | **Jangkaan hayat** *Life expectancy* |
|---|---|---|---|---|---|---|---|---|
| **x** | $_nq_x$ | $_nd_x$ | $_nm_x$ | $l_x$ | $_nL_x$ | $_nS_x$ | $T_x$ | $e_x$ |
| **Lelaki dan Perempuan** *Both sexes* | | | | | | | | |
| **0** | 0.02151 | 2,151 | 0.02192 | 100,000 | 98,096 | 0.97899 [a] | 7,384,227 | 73.8 |
| **1** | 0.00000 | - | 0.00000 | 97,849 | 391,398 | 0.99950 [b] | 7,286,131 | 74.5 |
| **5** | 0.00000 | - | 0.00000 | 97,849 | 489,247 | 0.99870 | 6,894,734 | 70.5 |
| **10** | 0.00260 | 255 | 0.00052 | 97,849 | 488,610 | 0.99870 | 6,405,486 | 65.5 |
| **15** | 0.00000 | - | 0.00000 | 97,595 | 487,973 | 1.00000 | 5,916,876 | 60.6 |
| **20** | 0.00000 | - | 0.00000 | 97,595 | 487,973 | 0.99644 | 5,428,903 | 55.6 |
| **25** | 0.00712 | 695 | 0.00143 | 97,595 | 486,236 | 0.99227 | 4,940,930 | 50.6 |
| **30** | 0.00835 | 809 | 0.00168 | 96,900 | 482,477 | 0.99105 | 4,454,694 | 46.0 |
| **35** | 0.00956 | 919 | 0.00192 | 96,091 | 478,157 | 0.98345 | 3,972,217 | 41.3 |
| **40** | 0.02361 | 2,247 | 0.00478 | 95,172 | 470,242 | 0.97479 | 3,494,060 | 36.7 |
| **45** | 0.02685 | 2,495 | 0.00544 | 92,925 | 458,388 | 0.96696 | 3,023,818 | 32.5 |
| **50** | 0.03941 | 3,563 | 0.00804 | 90,430 | 443,242 | 0.95476 | 2,565,430 | 28.4 |
| **55** | 0.05131 | 4,457 | 0.01053 | 86,867 | 423,190 | 0.94386 | 2,122,187 | 24.4 |
| **60** | 0.06122 | 5,045 | 0.01263 | 82,409 | 399,433 | 0.93004 | 1,698,997 | 20.6 |
| **65** | 0.07928 | 6,133 | 0.01651 | 77,364 | 371,487 | 0.89699 | 1,299,564 | 16.8 |
| **70** | 0.12879 | 9,174 | 0.02753 | 71,231 | 333,219 | 0.82381 | 928,077 | 13.0 |
| **75** | 0.23058 | 14,309 | 0.05213 | 62,057 | 274,510 | 0.53853 [c] | 594,859 | 9.6 |
| **80+** | 1.00000 | 47,747 | 0.14905 | 47,747 | 320,348 | - | 320,348 | 6.7 |
| **Lelaki** *Male* | | | | | | | | |
| **0** | 0.00000 | - | 0.00000 | 100,000 | 100,000 | 1.00000 [a] | 7,260,745 | 72.6 |
| **1** | 0.00000 | - | 0.00000 | 100,000 | 400,000 | 1.00000 [b] | 7,160,745 | 71.6 |
| **5** | 0.00000 | - | 0.00000 | 100,000 | 500,000 | 0.99745 | 6,760,745 | 67.6 |
| **10** | 0.00510 | 510 | 0.00102 | 100,000 | 498,725 | 0.99744 | 6,260,745 | 62.6 |
| **15** | 0.00000 | - | 0.00000 | 99,490 | 497,450 | 1.00000 | 5,762,020 | 57.9 |
| **20** | 0.00000 | - | 0.00000 | 99,490 | 497,450 | 0.99392 | 5,264,570 | 52.9 |
| **25** | 0.01215 | 1,209 | 0.00244 | 99,490 | 494,428 | 0.98638 | 4,767,120 | 47.9 |
| **30** | 0.01511 | 1,485 | 0.00304 | 98,281 | 487,694 | 0.98819 | 4,272,692 | 43.5 |
| **35** | 0.00847 | 820 | 0.00170 | 96,797 | 481,934 | 0.97937 | 3,784,997 | 39.1 |
| **40** | 0.03289 | 3,157 | 0.00669 | 95,977 | 471,992 | 0.95926 | 3,303,063 | 34.4 |
| **45** | 0.04885 | 4,534 | 0.01001 | 92,820 | 452,764 | 0.95768 | 2,831,071 | 30.5 |
| **50** | 0.03546 | 3,131 | 0.00722 | 88,286 | 433,602 | 0.94099 | 2,378,308 | 26.9 |
| **55** | 0.08343 | 7,105 | 0.01741 | 85,155 | 408,013 | 0.92330 | 1,944,706 | 22.8 |
| **60** | 0.06935 | 5,413 | 0.01437 | 78,050 | 376,720 | 0.93328 | 1,536,693 | 19.7 |
| **65** | 0.06390 | 4,641 | 0.01320 | 72,638 | 351,585 | 0.89510 | 1,159,973 | 16.0 |
| **70** | 0.14870 | 10,111 | 0.03213 | 67,996 | 314,704 | 0.77758 | 808,388 | 11.9 |
| **75** | 0.30902 | 17,888 | 0.07310 | 57,885 | 244,707 | 0.50433 [c] | 493,684 | 8.5 |
| **80+** | 1.00000 | 39,997 | 0.16065 | 39,997 | 248,977 | - | 248,977 | 6.2 |
| **Perempuan** *Female* | | | | | | | | |
| **0** | 0.04082 | 4,082 | 0.04224 | 100,000 | 96,622 | 0.96059 [a] | 7,560,334 | 75.6 |
| **1** | 0.00000 | - | 0.00000 | 95,918 | 383,673 | 0.99853 [b] | 7,463,711 | 77.8 |
| **5** | 0.00000 | - | 0.00000 | 95,918 | 479,592 | 1.00000 | 7,080,038 | 73.8 |
| **10** | 0.00000 | - | 0.00000 | 95,918 | 479,592 | 1.00000 | 6,600,446 | 68.8 |
| **15** | 0.00000 | - | 0.00000 | 95,918 | 479,592 | 1.00000 | 6,120,854 | 63.8 |
| **20** | 0.00000 | - | 0.00000 | 95,918 | 479,592 | 1.00000 | 5,641,262 | 58.8 |
| **25** | 0.00000 | - | 0.00000 | 95,918 | 479,592 | 1.00000 | 5,161,670 | 53.8 |
| **30** | 0.00000 | - | 0.00000 | 95,918 | 479,592 | 0.99451 | 4,682,079 | 48.8 |
| **35** | 0.01098 | 1,053 | 0.00221 | 95,918 | 476,960 | 0.98812 | 4,202,487 | 43.8 |
| **40** | 0.01279 | 1,213 | 0.00257 | 94,865 | 471,295 | 0.99035 | 3,725,527 | 39.3 |
| **45** | 0.00646 | 605 | 0.00130 | 93,652 | 466,748 | 0.97505 | 3,254,233 | 34.7 |
| **50** | 0.04356 | 4,053 | 0.00891 | 93,047 | 455,102 | 0.96877 | 2,787,484 | 30.0 |
| **55** | 0.01835 | 1,633 | 0.00370 | 88,994 | 440,887 | 0.96429 | 2,332,382 | 26.2 |
| **60** | 0.05340 | 4,665 | 0.01097 | 87,361 | 425,141 | 0.92731 | 1,891,495 | 21.7 |
| **65** | 0.09306 | 7,695 | 0.01952 | 82,696 | 394,239 | 0.89922 | 1,466,353 | 17.7 |
| **70** | 0.10929 | 8,197 | 0.02312 | 75,000 | 354,509 | 0.86920 | 1,072,114 | 14.3 |
| **75** | 0.15495 | 10,351 | 0.03359 | 66,803 | 308,140 | 0.57060 [c] | 717,605 | 10.7 |
| **80+** | 1.00000 | 56,452 | 0.13787 | 56,452 | 409,466 | - | 409,466 | 7.3 |

**Nota:** *Notes:*

[a] **Daripada umur 0 hingga kumpulan umur 1-4**
*From age of 0 to age group 1-4*

[b] **Daripada umur 0, kumpulan umur 1-4 hingga kumpulan umur 5-9**
*From age of 0, age group 1-4 to age group 5-9*

[c] **Daripada umur 75 hingga 80+**
*From age of 75 to 80+*

[p] **Permulaan**
*Preliminary*

# NEGERI & DAERAH PENTADBIRAN

## *STATE & ADMINISTRATIVE DISTRICT*

# SELANGOR

# 2025p

**Muka surat ini sengaja dibiarkan kosong**

*This page is deliberately left blank*

**Jadual 4.12: Jadual hayat ringkas mengikut jantina dan umur, Selangor, 2025[p]**

*Table 4.12: Abridged life table by sex and age, Selangor, 2025 [p]*

| **Umur** *Age* | **Kebarangkalian mati di antara umur x dan umur x+n** *Probability of dying between age x and age x+n* | **Bilangan kematian di antara umur x dan umur x+n** *Number of deaths between age x and age x+n* | **Kadar tengah mortaliti di antara umur x dan umur x+n** *Central mortality rate between age x and age x+n* | **Penakat (orang yang masih hidup) pada umur tepat x** *Survivors at exact age x* | **Bilangan orang hidup-tahun di antara umur x dan umur x+n** *Number of person-years lived between age x and age x+n* | **Nisbah ketakatan** *Survival ratio* | **Jumlah bilangan orang hidup-tahun selepas umur tepat x** *Total number of person-years lived after exact age x* | **Jangkaan hayat** *Life expectancy* |
|---|---|---|---|---|---|---|---|---|
| **x** | $_nq_x$ | $_nd_x$ | $_nm_x$ | $l_x$ | $_nL_x$ | $_nS_x$ | $T_x$ | $e_x$ |
| **Lelaki dan Perempuan** *Both sexes* | | | | | | | | |
| **0** | 0.00583 | 583 | 0.00586 | 100,000 | 99,456 | 0.99375 [a] | 7,791,614 | 77.9 |
| **1** | 0.00101 | 101 | 0.00025 | 99,417 | 397,418 | 0.99906 [b] | 7,692,158 | 77.4 |
| **5** | 0.00070 | 70 | 0.00014 | 99,316 | 496,407 | 0.99919 | 7,294,740 | 73.4 |
| **10** | 0.00092 | 92 | 0.00018 | 99,247 | 496,004 | 0.99815 | 6,798,333 | 68.5 |
| **15** | 0.00278 | 276 | 0.00056 | 99,155 | 495,085 | 0.99725 | 6,302,329 | 63.6 |
| **20** | 0.00271 | 268 | 0.00054 | 98,879 | 493,726 | 0.99694 | 5,807,244 | 58.7 |
| **25** | 0.00342 | 337 | 0.00068 | 98,611 | 492,213 | 0.99614 | 5,313,518 | 53.9 |
| **30** | 0.00430 | 423 | 0.00086 | 98,274 | 490,314 | 0.99517 | 4,821,305 | 49.1 |
| **35** | 0.00537 | 525 | 0.00108 | 97,851 | 487,944 | 0.99307 | 4,330,990 | 44.3 |
| **40** | 0.00850 | 827 | 0.00171 | 97,326 | 484,563 | 0.98780 | 3,843,047 | 39.5 |
| **45** | 0.01592 | 1,537 | 0.00321 | 96,499 | 478,654 | 0.98025 | 3,358,484 | 34.8 |
| **50** | 0.02363 | 2,244 | 0.00478 | 94,962 | 469,202 | 0.96927 | 2,879,830 | 30.3 |
| **55** | 0.03799 | 3,523 | 0.00775 | 92,718 | 454,785 | 0.95266 | 2,410,628 | 26.0 |
| **60** | 0.05706 | 5,089 | 0.01175 | 89,196 | 433,255 | 0.93074 | 1,955,842 | 21.9 |
| **65** | 0.08220 | 6,914 | 0.01714 | 84,106 | 403,247 | 0.90767 | 1,522,588 | 18.1 |
| **70** | 0.10337 | 7,979 | 0.02180 | 77,193 | 366,016 | 0.87345 | 1,119,340 | 14.5 |
| **75** | 0.15240 | 10,548 | 0.03300 | 69,214 | 319,697 | 0.57562 [c] | 753,325 | 10.9 |
| **80+** | 1.00000 | 58,665 | 0.13529 | 58,665 | 433,628 | - | 433,628 | 7.4 |
| **Lelaki** *Male* | | | | | | | | |
| **0** | 0.00624 | 624 | 0.00627 | 100,000 | 99,414 | 0.99337 [a] | 7,600,088 | 76.0 |
| **1** | 0.00100 | 99 | 0.00025 | 99,376 | 397,271 | 0.99903 [b] | 7,500,674 | 75.5 |
| **5** | 0.00073 | 73 | 0.00015 | 99,277 | 496,204 | 0.99908 | 7,103,403 | 71.6 |
| **10** | 0.00111 | 111 | 0.00022 | 99,204 | 495,746 | 0.99730 | 6,607,198 | 66.6 |
| **15** | 0.00428 | 424 | 0.00086 | 99,094 | 494,409 | 0.99606 | 6,111,452 | 61.7 |
| **20** | 0.00359 | 355 | 0.00072 | 98,670 | 492,462 | 0.99611 | 5,617,044 | 56.9 |
| **25** | 0.00418 | 411 | 0.00084 | 98,315 | 490,547 | 0.99514 | 5,124,582 | 52.1 |
| **30** | 0.00554 | 543 | 0.00111 | 97,904 | 488,164 | 0.99359 | 4,634,035 | 47.3 |
| **35** | 0.00728 | 709 | 0.00146 | 97,361 | 485,034 | 0.99062 | 4,145,871 | 42.6 |
| **40** | 0.01149 | 1,111 | 0.00231 | 96,652 | 480,484 | 0.98406 | 3,660,837 | 37.9 |
| **45** | 0.02044 | 1,953 | 0.00413 | 95,542 | 472,826 | 0.97505 | 3,180,353 | 33.3 |
| **50** | 0.02956 | 2,766 | 0.00600 | 93,589 | 461,028 | 0.96102 | 2,707,527 | 28.9 |
| **55** | 0.04869 | 4,422 | 0.00998 | 90,822 | 443,056 | 0.94145 | 2,246,498 | 24.7 |
| **60** | 0.06892 | 5,955 | 0.01428 | 86,400 | 417,114 | 0.91702 | 1,803,442 | 20.9 |
| **65** | 0.09808 | 7,890 | 0.02063 | 80,446 | 382,503 | 0.89214 | 1,386,328 | 17.2 |
| **70** | 0.11870 | 8,612 | 0.02524 | 72,556 | 341,247 | 0.85515 | 1,003,824 | 13.8 |
| **75** | 0.17451 | 11,159 | 0.03824 | 63,943 | 291,819 | 0.55957 [c] | 662,577 | 10.4 |
| **80+** | 1.00000 | 52,784 | 0.14237 | 52,784 | 370,758 | - | 370,758 | 7.0 |
| **Perempuan** *Female* | | | | | | | | |
| **0** | 0.00540 | 540 | 0.00542 | 100,000 | 99,496 | 0.99416 [a] | 8,019,136 | 80.2 |
| **1** | 0.00103 | 103 | 0.00026 | 99,460 | 397,586 | 0.99907 [b] | 7,919,640 | 79.6 |
| **5** | 0.00067 | 66 | 0.00013 | 99,358 | 496,622 | 0.99931 | 7,522,053 | 75.7 |
| **10** | 0.00072 | 72 | 0.00014 | 99,291 | 496,277 | 0.99906 | 7,025,431 | 70.8 |
| **15** | 0.00116 | 115 | 0.00023 | 99,220 | 495,811 | 0.99867 | 6,529,154 | 65.8 |
| **20** | 0.00150 | 148 | 0.00030 | 99,105 | 495,153 | 0.99812 | 6,033,342 | 60.9 |
| **25** | 0.00227 | 225 | 0.00045 | 98,956 | 494,221 | 0.99749 | 5,538,189 | 56.0 |
| **30** | 0.00274 | 271 | 0.00055 | 98,732 | 492,982 | 0.99699 | 5,043,968 | 51.1 |
| **35** | 0.00328 | 323 | 0.00066 | 98,461 | 491,499 | 0.99575 | 4,550,986 | 46.2 |
| **40** | 0.00523 | 514 | 0.00105 | 98,138 | 489,408 | 0.99205 | 4,059,487 | 41.4 |
| **45** | 0.01067 | 1,042 | 0.00215 | 97,625 | 485,519 | 0.98621 | 3,570,080 | 36.6 |
| **50** | 0.01693 | 1,635 | 0.00342 | 96,583 | 478,826 | 0.97844 | 3,084,561 | 31.9 |
| **55** | 0.02628 | 2,495 | 0.00533 | 94,947 | 468,500 | 0.96503 | 2,605,735 | 27.4 |
| **60** | 0.04390 | 4,058 | 0.00898 | 92,453 | 452,117 | 0.94567 | 2,137,235 | 23.1 |
| **65** | 0.06524 | 5,766 | 0.01349 | 88,394 | 427,555 | 0.92406 | 1,685,118 | 19.1 |
| **70** | 0.08740 | 7,221 | 0.01828 | 82,628 | 395,086 | 0.89078 | 1,257,562 | 15.2 |
| **75** | 0.13314 | 10,040 | 0.02853 | 75,407 | 351,934 | 0.59195 [c] | 862,476 | 11.4 |
| **80+** | 1.00000 | 65,367 | 0.12803 | 65,367 | 510,543 | - | 510,543 | 7.8 |

**Nota:** *Notes:*

[a] **Daripada umur 0 hingga kumpulan umur 1-4**
*From age of 0 to age group 1-4*

[b] **Daripada umur 0, kumpulan umur 1-4 hingga kumpulan umur 5-9**
*From age of 0, age group 1-4 to age group 5-9*

[c] **Daripada umur 75 hingga 80+**
*From age of 75 to 80+*

[p] **Permulaan**
*Preliminary*

**Jadual 4.12.1: Jadual hayat ringkas mengikut jantina dan umur, Gombak, Selangor, 2025[p]**

*Table 4.12.1: Abridged life table by sex and age, Gombak, Selangor, 2025 [p]*

| **Umur** *Age* | **Kebarangkalian mati di antara umur x dan umur x+n** *Probability of dying between age x and age x+n* | **Bilangan kematian di antara umur x dan umur x+n** *Number of deaths between age x and age x+n* | **Kadar tengah mortaliti di antara umur x dan umur x+n** *Central mortality rate between age x and age x+n* | **Penakat (orang yang masih hidup) pada umur tepat x** *Survivors at exact age x* | **Bilangan orang hidup-tahun di antara umur x dan umur x+n** *Number of person-years lived between age x and age x+n* | **Nisbah ketakatan** *Survival ratio* | **Jumlah bilangan orang hidup-tahun selepas umur tepat x** *Total number of person-years lived after exact age x* | **Jangkaan hayat** *Life expectancy* |
|---|---|---|---|---|---|---|---|---|
| **x** | $_nq_x$ | $_nd_x$ | $_nm_x$ | $l_x$ | $_nL_x$ | $_nS_x$ | $T_x$ | $e_x$ |
| **Lelaki dan Perempuan** *Both sexes* | | | | | | | | |
| **0** | 0.00647 | 647 | 0.00651 | 100,000 | 99,398 | 0.99311 [a] | 7,806,994 | 78.1 |
| **1** | 0.00102 | 101 | 0.00026 | 99,353 | 397,160 | 0.99896 [b] | 7,707,596 | 77.6 |
| **5** | 0.00087 | 86 | 0.00017 | 99,252 | 496,043 | 0.99925 | 7,310,436 | 73.7 |
| **10** | 0.00064 | 63 | 0.00013 | 99,166 | 495,670 | 0.99856 | 6,814,394 | 68.7 |
| **15** | 0.00224 | 222 | 0.00045 | 99,103 | 494,957 | 0.99758 | 6,318,723 | 63.8 |
| **20** | 0.00259 | 256 | 0.00052 | 98,880 | 493,760 | 0.99679 | 5,823,766 | 58.9 |
| **25** | 0.00383 | 378 | 0.00077 | 98,624 | 492,173 | 0.99597 | 5,330,007 | 54.0 |
| **30** | 0.00423 | 415 | 0.00085 | 98,246 | 490,189 | 0.99538 | 4,837,834 | 49.2 |
| **35** | 0.00501 | 491 | 0.00101 | 97,830 | 487,925 | 0.99333 | 4,347,645 | 44.4 |
| **40** | 0.00834 | 812 | 0.00168 | 97,340 | 484,668 | 0.98852 | 3,859,720 | 39.7 |
| **45** | 0.01465 | 1,414 | 0.00295 | 96,528 | 479,104 | 0.98141 | 3,375,052 | 35.0 |
| **50** | 0.02260 | 2,150 | 0.00457 | 95,114 | 470,196 | 0.97150 | 2,895,947 | 30.4 |
| **55** | 0.03453 | 3,210 | 0.00703 | 92,964 | 456,797 | 0.95585 | 2,425,751 | 26.1 |
| **60** | 0.05412 | 4,857 | 0.01112 | 89,754 | 436,628 | 0.93250 | 1,968,955 | 21.9 |
| **65** | 0.08166 | 6,932 | 0.01703 | 84,897 | 407,153 | 0.90603 | 1,532,327 | 18.0 |
| **70** | 0.10739 | 8,372 | 0.02270 | 77,965 | 368,891 | 0.87021 | 1,125,174 | 14.4 |
| **75** | 0.15488 | 10,779 | 0.03358 | 69,592 | 321,014 | 0.57554 [c] | 756,282 | 10.9 |
| **80+** | 1.00000 | 58,813 | 0.13512 | 58,813 | 435,269 | - | 435,269 | 7.4 |
| **Lelaki** *Male* | | | | | | | | |
| **0** | 0.00711 | 711 | 0.00716 | 100,000 | 99,334 | 0.99273 [a] | 7,586,242 | 75.9 |
| **1** | 0.00053 | 52 | 0.00013 | 99,289 | 397,032 | 0.99911 [b] | 7,486,908 | 75.4 |
| **5** | 0.00105 | 105 | 0.00021 | 99,237 | 495,922 | 0.99924 | 7,089,876 | 71.4 |
| **10** | 0.00046 | 46 | 0.00009 | 99,132 | 495,546 | 0.99813 | 6,593,954 | 66.5 |
| **15** | 0.00328 | 325 | 0.00066 | 99,086 | 494,618 | 0.99645 | 6,098,409 | 61.5 |
| **20** | 0.00382 | 377 | 0.00076 | 98,761 | 492,863 | 0.99538 | 5,603,790 | 56.7 |
| **25** | 0.00542 | 533 | 0.00109 | 98,384 | 490,588 | 0.99413 | 5,110,928 | 51.9 |
| **30** | 0.00632 | 619 | 0.00127 | 97,851 | 487,708 | 0.99324 | 4,620,340 | 47.2 |
| **35** | 0.00720 | 701 | 0.00145 | 97,232 | 484,410 | 0.99061 | 4,132,632 | 42.5 |
| **40** | 0.01159 | 1,118 | 0.00233 | 96,532 | 479,862 | 0.98385 | 3,648,222 | 37.8 |
| **45** | 0.02077 | 1,981 | 0.00420 | 95,413 | 472,113 | 0.97530 | 3,168,360 | 33.2 |
| **50** | 0.02872 | 2,683 | 0.00583 | 93,432 | 460,451 | 0.96321 | 2,696,247 | 28.9 |
| **55** | 0.04510 | 4,093 | 0.00923 | 90,749 | 443,511 | 0.94331 | 2,235,796 | 24.6 |
| **60** | 0.06882 | 5,964 | 0.01425 | 86,656 | 418,369 | 0.91681 | 1,792,285 | 20.7 |
| **65** | 0.09862 | 7,958 | 0.02075 | 80,692 | 383,566 | 0.88878 | 1,373,916 | 17.0 |
| **70** | 0.12520 | 9,106 | 0.02671 | 72,734 | 340,905 | 0.84661 | 990,350 | 13.6 |
| **75** | 0.18562 | 11,811 | 0.04092 | 63,628 | 288,612 | 0.55560 [c] | 649,445 | 10.2 |
| **80+** | 1.00000 | 51,817 | 0.14360 | 51,817 | 360,832 | - | 360,832 | 7.0 |
| **Perempuan** *Female* | | | | | | | | |
| **0** | 0.00579 | 579 | 0.00582 | 100,000 | 99,460 | 0.99352 [a] | 8,054,784 | 80.5 |
| **1** | 0.00154 | 153 | 0.00039 | 99,421 | 397,303 | 0.99881 [b] | 7,955,325 | 80.0 |
| **5** | 0.00067 | 66 | 0.00013 | 99,268 | 496,172 | 0.99925 | 7,558,022 | 76.1 |
| **10** | 0.00082 | 82 | 0.00016 | 99,201 | 495,802 | 0.99900 | 7,061,850 | 71.2 |
| **15** | 0.00117 | 116 | 0.00023 | 99,119 | 495,308 | 0.99878 | 6,566,048 | 66.2 |
| **20** | 0.00128 | 127 | 0.00026 | 99,004 | 494,703 | 0.99829 | 6,070,740 | 61.3 |
| **25** | 0.00214 | 212 | 0.00043 | 98,877 | 493,857 | 0.99784 | 5,576,037 | 56.4 |
| **30** | 0.00218 | 215 | 0.00044 | 98,666 | 492,791 | 0.99745 | 5,082,180 | 51.5 |
| **35** | 0.00292 | 287 | 0.00058 | 98,451 | 491,537 | 0.99602 | 4,589,388 | 46.6 |
| **40** | 0.00505 | 496 | 0.00101 | 98,164 | 489,579 | 0.99353 | 4,097,852 | 41.7 |
| **45** | 0.00789 | 771 | 0.00158 | 97,668 | 486,413 | 0.98806 | 3,608,273 | 36.9 |
| **50** | 0.01603 | 1,553 | 0.00323 | 96,897 | 480,603 | 0.98032 | 3,121,860 | 32.2 |
| **55** | 0.02339 | 2,230 | 0.00473 | 95,344 | 471,145 | 0.96920 | 2,641,257 | 27.7 |
| **60** | 0.03839 | 3,575 | 0.00783 | 93,114 | 456,632 | 0.94891 | 2,170,112 | 23.3 |
| **65** | 0.06430 | 5,757 | 0.01329 | 89,539 | 433,303 | 0.92349 | 1,713,480 | 19.1 |
| **70** | 0.08956 | 7,503 | 0.01875 | 83,782 | 400,152 | 0.89159 | 1,280,178 | 15.3 |
| **75** | 0.12912 | 9,849 | 0.02761 | 76,279 | 356,771 | 0.59459 [c] | 880,026 | 11.5 |
| **80+** | 1.00000 | 66,430 | 0.12695 | 66,430 | 523,255 | - | 523,255 | 7.9 |

**Nota:** *Notes:*

[a] **Daripada umur 0 hingga kumpulan umur 1-4**
*From age of 0 to age group 1-4*

[b] **Daripada umur 0, kumpulan umur 1-4 hingga kumpulan umur 5-9**
*From age of 0, age group 1-4 to age group 5-9*

[c] **Daripada umur 75 hingga 80+**
*From age of 75 to 80+*

[p] **Permulaan**
*Preliminary*

**Jadual 4.12.2: Jadual hayat ringkas mengikut jantina dan umur, Klang, Selangor, 2025[p]**
*Table 4.12.2: Abridged life table by sex and age, Klang, Selangor, 2025 [p]*

| **Umur** *Age* | **Kebarangkalian mati di antara umur x dan umur x+n** *Probability of dying between age x and age x+n* | **Bilangan kematian di antara umur x dan umur x+n** *Number of deaths between age x and age x+n* | **Kadar tengah mortaliti di antara umur x dan umur x+n** *Central mortality rate between age x and age x+n* | **Penakat (orang yang masih hidup) pada umur tepat x** *Survivors at exact age x* | **Bilangan orang hidup-tahun di antara umur x dan umur x+n** *Number of person-years lived between age x and age x+n* | **Nisbah ketakatan** *Survival ratio* | **Jumlah bilangan orang hidup-tahun selepas umur tepat x** *Total number of person-years lived after exact age x* | **Jangkaan hayat** *Life expectancy* |
|---|---|---|---|---|---|---|---|---|
| **x** | $_nq_x$ | $_nd_x$ | $_nm_x$ | $l_x$ | $_nL_x$ | $_nS_x$ | $T_x$ | $e_x$ |
| **Lelaki dan Perempuan** *Both sexes* | | | | | | | | |
| **0** | 0.00537 | 537 | 0.00540 | 100,000 | 99,498 | 0.99404 [a] | 7,792,817 | 77.9 |
| **1** | 0.00132 | 132 | 0.00033 | 99,463 | 397,524 | 0.99891 [b] | 7,693,319 | 77.3 |
| **5** | 0.00070 | 70 | 0.00014 | 99,331 | 496,480 | 0.99924 | 7,295,795 | 73.4 |
| **10** | 0.00081 | 81 | 0.00016 | 99,261 | 496,104 | 0.99822 | 6,799,315 | 68.5 |
| **15** | 0.00275 | 273 | 0.00055 | 99,180 | 495,220 | 0.99686 | 6,303,211 | 63.6 |
| **20** | 0.00352 | 349 | 0.00071 | 98,908 | 493,667 | 0.99634 | 5,807,991 | 58.7 |
| **25** | 0.00380 | 375 | 0.00076 | 98,559 | 491,859 | 0.99550 | 5,314,324 | 53.9 |
| **30** | 0.00520 | 511 | 0.00104 | 98,185 | 489,646 | 0.99459 | 4,822,464 | 49.1 |
| **35** | 0.00562 | 549 | 0.00113 | 97,674 | 486,997 | 0.99257 | 4,332,819 | 44.4 |
| **40** | 0.00925 | 898 | 0.00186 | 97,125 | 483,380 | 0.98644 | 3,845,821 | 39.6 |
| **45** | 0.01791 | 1,723 | 0.00361 | 96,227 | 476,827 | 0.97849 | 3,362,441 | 34.9 |
| **50** | 0.02518 | 2,379 | 0.00510 | 94,504 | 466,571 | 0.96941 | 2,885,614 | 30.5 |
| **55** | 0.03614 | 3,329 | 0.00736 | 92,125 | 452,300 | 0.95577 | 2,419,043 | 26.3 |
| **60** | 0.05262 | 4,673 | 0.01081 | 88,795 | 432,295 | 0.93286 | 1,966,743 | 22.1 |
| **65** | 0.08247 | 6,938 | 0.01720 | 84,123 | 403,269 | 0.91003 | 1,534,448 | 18.2 |
| **70** | 0.09815 | 7,575 | 0.02064 | 77,185 | 366,986 | 0.87879 | 1,131,179 | 14.7 |
| **75** | 0.14679 | 10,218 | 0.03168 | 69,610 | 322,502 | 0.57798 [c] | 764,193 | 11.0 |
| **80+** | 1.00000 | 59,391 | 0.13446 | 59,391 | 441,691 | - | 441,691 | 7.4 |
| **Lelaki** *Male* | | | | | | | | |
| **0** | 0.00587 | 587 | 0.00590 | 100,000 | 99,448 | 0.99349 [a] | 7,565,405 | 75.7 |
| **1** | 0.00151 | 151 | 0.00038 | 99,413 | 397,296 | 0.99873 [b] | 7,465,957 | 75.1 |
| **5** | 0.00080 | 79 | 0.00016 | 99,263 | 496,115 | 0.99908 | 7,068,661 | 71.2 |
| **10** | 0.00104 | 103 | 0.00021 | 99,184 | 495,661 | 0.99739 | 6,572,546 | 66.3 |
| **15** | 0.00418 | 414 | 0.00084 | 99,081 | 494,368 | 0.99516 | 6,076,885 | 61.3 |
| **20** | 0.00551 | 543 | 0.00110 | 98,667 | 491,974 | 0.99458 | 5,582,517 | 56.6 |
| **25** | 0.00533 | 523 | 0.00107 | 98,123 | 489,310 | 0.99381 | 5,090,542 | 51.9 |
| **30** | 0.00705 | 688 | 0.00141 | 97,601 | 486,283 | 0.99235 | 4,601,232 | 47.1 |
| **35** | 0.00826 | 800 | 0.00166 | 96,913 | 482,563 | 0.98927 | 4,114,949 | 42.5 |
| **40** | 0.01322 | 1,271 | 0.00266 | 96,113 | 477,386 | 0.98180 | 3,632,386 | 37.8 |
| **45** | 0.02325 | 2,205 | 0.00470 | 94,842 | 468,697 | 0.97206 | 3,155,000 | 33.3 |
| **50** | 0.03274 | 3,033 | 0.00666 | 92,637 | 455,602 | 0.96012 | 2,686,302 | 29.0 |
| **55** | 0.04726 | 4,234 | 0.00968 | 89,604 | 437,434 | 0.94346 | 2,230,700 | 24.9 |
| **60** | 0.06627 | 5,658 | 0.01371 | 85,370 | 412,703 | 0.91582 | 1,793,266 | 21.0 |
| **65** | 0.10336 | 8,239 | 0.02180 | 79,712 | 377,962 | 0.89459 | 1,380,563 | 17.3 |
| **70** | 0.10771 | 7,698 | 0.02277 | 71,473 | 338,119 | 0.86316 | 1,002,601 | 14.0 |
| **75** | 0.16949 | 10,809 | 0.03704 | 63,775 | 291,851 | 0.56078 [c] | 664,481 | 10.4 |
| **80+** | 1.00000 | 52,966 | 0.14214 | 52,966 | 372,631 | - | 372,631 | 7.0 |
| **Perempuan** *Female* | | | | | | | | |
| **0** | 0.00485 | 485 | 0.00488 | 100,000 | 99,546 | 0.99465 [a] | 8,048,516 | 80.5 |
| **1** | 0.00112 | 112 | 0.00028 | 99,515 | 397,781 | 0.99907 [b] | 7,948,970 | 79.9 |
| **5** | 0.00061 | 61 | 0.00012 | 99,403 | 496,864 | 0.99941 | 7,551,189 | 76.0 |
| **10** | 0.00057 | 57 | 0.00011 | 99,342 | 496,571 | 0.99908 | 7,054,325 | 71.0 |
| **15** | 0.00127 | 127 | 0.00026 | 99,286 | 496,113 | 0.99867 | 6,557,754 | 66.0 |
| **20** | 0.00139 | 138 | 0.00028 | 99,159 | 495,453 | 0.99822 | 6,061,641 | 61.1 |
| **25** | 0.00217 | 215 | 0.00044 | 99,022 | 494,570 | 0.99723 | 5,566,188 | 56.2 |
| **30** | 0.00337 | 333 | 0.00068 | 98,806 | 493,200 | 0.99680 | 5,071,617 | 51.3 |
| **35** | 0.00303 | 298 | 0.00061 | 98,473 | 491,622 | 0.99592 | 4,578,418 | 46.5 |
| **40** | 0.00514 | 505 | 0.00103 | 98,175 | 489,615 | 0.99146 | 4,086,795 | 41.6 |
| **45** | 0.01195 | 1,167 | 0.00240 | 97,671 | 485,435 | 0.98549 | 3,597,180 | 36.8 |
| **50** | 0.01711 | 1,651 | 0.00345 | 96,503 | 478,390 | 0.97927 | 3,111,745 | 32.2 |
| **55** | 0.02441 | 2,315 | 0.00494 | 94,853 | 468,475 | 0.96883 | 2,633,355 | 27.8 |
| **60** | 0.03810 | 3,525 | 0.00777 | 92,537 | 453,874 | 0.95042 | 2,164,880 | 23.4 |
| **65** | 0.06153 | 5,477 | 0.01270 | 89,012 | 431,370 | 0.92551 | 1,711,005 | 19.2 |
| **70** | 0.08831 | 7,377 | 0.01848 | 83,536 | 399,236 | 0.89317 | 1,279,636 | 15.3 |
| **75** | 0.12714 | 9,683 | 0.02715 | 76,159 | 356,587 | 0.59497 [c] | 880,400 | 11.6 |
| **80+** | 1.00000 | 66,476 | 0.12691 | 66,476 | 523,813 | - | 523,813 | 7.9 |

**Nota:** *Notes:*
[a] **Daripada umur 0 hingga kumpulan umur 1-4**
*From age of 0 to age group 1-4*
[b] **Daripada umur 0, kumpulan umur 1-4 hingga kumpulan umur 5-9**
*From age of 0, age group 1-4 to age group 5-9*
[c] **Daripada umur 75 hingga 80+**
*From age of 75 to 80+*
[p] **Permulaan**
*Preliminary*

**Jadual 4.12.3: Jadual hayat ringkas mengikut jantina dan umur, Kuala Langat, Selangor, 2025[p]**

*Table 4.12.3: Abridged life table by sex and age, Kuala Langat, Selangor, 2025 [p]*

| **Umur** *Age* | **Kebarangkalian mati di antara umur x dan umur x+n** *Probability of dying between age x and age x+n* | **Bilangan kematian di antara umur x dan umur x+n** *Number of deaths between age x and age x+n* | **Kadar tengah mortaliti di antara umur x dan umur x+n** *Central mortality rate between age x and age x+n* | **Penakat (orang yang masih hidup) pada umur tepat x** *Survivors at exact age x* | **Bilangan orang hidup-tahun di antara umur x dan umur x+n** *Number of person-years lived between age x and age x+n* | **Nisbah ketakatan** *Survival ratio* | **Jumlah bilangan orang hidup-tahun selepas umur tepat x** *Total number of person-years lived after exact age x* | **Jangkaan hayat** *Life expectancy* |
|---|---|---|---|---|---|---|---|---|
| **x** | $_nq_x$ | $_nd_x$ | $_nm_x$ | $l_x$ | $_nL_x$ | $_nS_x$ | $T_x$ | $e_x$ |
| **Lelaki dan Perempuan** *Both sexes* | | | | | | | | |
| **0** | 0.00528 | 528 | 0.00530 | 100,000 | 99,507 | 0.99421 [a] | 7,560,398 | 75.6 |
| **1** | 0.00119 | 118 | 0.00030 | 99,472 | 397,596 | 0.99907 [b] | 7,460,891 | 75.0 |
| **5** | 0.00053 | 53 | 0.00011 | 99,354 | 496,639 | 0.99888 | 7,063,295 | 71.1 |
| **10** | 0.00171 | 169 | 0.00034 | 99,301 | 496,083 | 0.99705 | 6,566,656 | 66.1 |
| **15** | 0.00419 | 416 | 0.00084 | 99,132 | 494,620 | 0.99570 | 6,070,574 | 61.2 |
| **20** | 0.00440 | 435 | 0.00088 | 98,716 | 492,494 | 0.99419 | 5,575,953 | 56.5 |
| **25** | 0.00721 | 709 | 0.00145 | 98,281 | 489,635 | 0.99312 | 5,083,459 | 51.7 |
| **30** | 0.00655 | 639 | 0.00131 | 97,573 | 486,265 | 0.99268 | 4,593,824 | 47.1 |
| **35** | 0.00809 | 784 | 0.00162 | 96,933 | 482,707 | 0.99029 | 4,107,559 | 42.4 |
| **40** | 0.01135 | 1,092 | 0.00228 | 96,149 | 478,018 | 0.98638 | 3,624,852 | 37.7 |
| **45** | 0.01591 | 1,512 | 0.00321 | 95,058 | 471,510 | 0.97801 | 3,146,833 | 33.1 |
| **50** | 0.02817 | 2,635 | 0.00571 | 93,546 | 461,142 | 0.96040 | 2,675,324 | 28.6 |
| **55** | 0.05137 | 4,670 | 0.01055 | 90,911 | 442,879 | 0.93914 | 2,214,181 | 24.4 |
| **60** | 0.07085 | 6,110 | 0.01469 | 86,241 | 415,927 | 0.91201 | 1,771,302 | 20.5 |
| **65** | 0.10644 | 8,529 | 0.02248 | 80,130 | 379,330 | 0.88735 | 1,355,375 | 16.9 |
| **70** | 0.11960 | 8,564 | 0.02544 | 71,602 | 336,598 | 0.84806 | 976,045 | 13.6 |
| **75** | 0.18868 | 11,894 | 0.04167 | 63,038 | 285,454 | 0.55359 [c] | 639,447 | 10.1 |
| **80+** | 1.00000 | 51,144 | 0.14448 | 51,144 | 353,992 | - | 353,992 | 6.9 |
| **Lelaki** *Male* | | | | | | | | |
| **0** | 0.00567 | 567 | 0.00570 | 100,000 | 99,466 | 0.99408 [a] | 7,325,555 | 73.3 |
| **1** | 0.00066 | 66 | 0.00017 | 99,433 | 397,575 | 0.99919 [b] | 7,226,089 | 72.7 |
| **5** | 0.00079 | 78 | 0.00016 | 99,367 | 496,638 | 0.99845 | 6,828,515 | 68.7 |
| **10** | 0.00231 | 229 | 0.00046 | 99,288 | 495,869 | 0.99523 | 6,331,877 | 63.8 |
| **15** | 0.00723 | 716 | 0.00145 | 99,059 | 493,505 | 0.99254 | 5,836,008 | 58.9 |
| **20** | 0.00768 | 755 | 0.00154 | 98,343 | 489,825 | 0.99070 | 5,342,503 | 54.3 |
| **25** | 0.01093 | 1,066 | 0.00220 | 97,587 | 485,270 | 0.98960 | 4,852,678 | 49.7 |
| **30** | 0.00986 | 952 | 0.00198 | 96,521 | 480,225 | 0.98927 | 4,367,407 | 45.2 |
| **35** | 0.01161 | 1,110 | 0.00234 | 95,569 | 475,072 | 0.98577 | 3,887,182 | 40.7 |
| **40** | 0.01688 | 1,595 | 0.00341 | 94,460 | 468,311 | 0.98103 | 3,412,110 | 36.1 |
| **45** | 0.02109 | 1,959 | 0.00426 | 92,865 | 459,427 | 0.97371 | 2,943,799 | 31.7 |
| **50** | 0.03160 | 2,873 | 0.00642 | 90,906 | 447,349 | 0.95321 | 2,484,372 | 27.3 |
| **55** | 0.06247 | 5,499 | 0.01290 | 88,033 | 426,419 | 0.92460 | 2,037,023 | 23.1 |
| **60** | 0.08920 | 7,362 | 0.01867 | 82,534 | 394,265 | 0.89412 | 1,610,605 | 19.5 |
| **65** | 0.12420 | 9,336 | 0.02648 | 75,172 | 352,521 | 0.87186 | 1,216,339 | 16.2 |
| **70** | 0.13264 | 8,732 | 0.02841 | 65,836 | 307,350 | 0.83532 | 863,819 | 13.1 |
| **75** | 0.20162 | 11,513 | 0.04484 | 57,104 | 256,736 | 0.53863 [c] | 556,469 | 9.7 |
| **80+** | 1.00000 | 45,591 | 0.15210 | 45,591 | 299,733 | - | 299,733 | 6.6 |
| **Perempuan** *Female* | | | | | | | | |
| **0** | 0.00484 | 484 | 0.00486 | 100,000 | 99,547 | 0.99436 [a] | 7,824,802 | 78.2 |
| **1** | 0.00174 | 173 | 0.00044 | 99,516 | 397,633 | 0.99893 [b] | 7,725,255 | 77.6 |
| **5** | 0.00027 | 27 | 0.00005 | 99,343 | 496,647 | 0.99934 | 7,327,622 | 73.8 |
| **10** | 0.00105 | 105 | 0.00021 | 99,316 | 496,318 | 0.99893 | 6,830,975 | 68.8 |
| **15** | 0.00108 | 107 | 0.00022 | 99,211 | 495,789 | 0.99905 | 6,334,657 | 63.9 |
| **20** | 0.00081 | 81 | 0.00016 | 99,104 | 495,320 | 0.99794 | 5,838,868 | 58.9 |
| **25** | 0.00330 | 327 | 0.00066 | 99,024 | 494,300 | 0.99669 | 5,343,549 | 54.0 |
| **30** | 0.00331 | 327 | 0.00066 | 98,696 | 492,666 | 0.99601 | 4,849,249 | 49.1 |
| **35** | 0.00468 | 460 | 0.00094 | 98,370 | 490,700 | 0.99483 | 4,356,583 | 44.3 |
| **40** | 0.00567 | 555 | 0.00114 | 97,910 | 488,162 | 0.99209 | 3,865,883 | 39.5 |
| **45** | 0.01016 | 989 | 0.00204 | 97,355 | 484,300 | 0.98270 | 3,377,722 | 34.7 |
| **50** | 0.02452 | 2,362 | 0.00496 | 96,365 | 475,921 | 0.96808 | 2,893,421 | 30.0 |
| **55** | 0.03950 | 3,714 | 0.00806 | 94,003 | 460,731 | 0.95475 | 2,417,500 | 25.7 |
| **60** | 0.05123 | 4,626 | 0.01052 | 90,289 | 439,883 | 0.93075 | 1,956,769 | 21.7 |
| **65** | 0.08825 | 7,560 | 0.01846 | 85,664 | 409,420 | 0.90316 | 1,516,886 | 17.7 |
| **70** | 0.10626 | 8,299 | 0.02244 | 78,104 | 369,773 | 0.85999 | 1,107,466 | 14.2 |
| **75** | 0.17777 | 12,409 | 0.03902 | 69,805 | 318,002 | 0.56892 [c] | 737,693 | 10.6 |
| **80+** | 1.00000 | 57,396 | 0.13676 | 57,396 | 419,691 | - | 419,691 | 7.3 |

**Nota:** *Notes:*

[a] **Daripada umur 0 hingga kumpulan umur 1-4**
*From age of 0 to age group 1-4*

[b] **Daripada umur 0, kumpulan umur 1-4 hingga kumpulan umur 5-9**
*From age of 0, age group 1-4 to age group 5-9*

[c] **Daripada umur 75 hingga 80+**
*From age of 75 to 80+*

[p] **Permulaan**
*Preliminary*

**Jadual 4.12.4: Jadual hayat ringkas mengikut jantina dan umur, Kuala Selangor, Selangor, 2025[p]**

*Table 4.12.4: Abridged life table by sex and age, Kuala Selangor, Selangor, 2025 [p]*

| **Umur** *Age* | **Kebarangkalian mati di antara umur x dan umur x+n** *Probability of dying between age x and age x+n* | **Bilangan kematian di antara umur x dan umur x+n** *Number of deaths between age x and age x+n* | **Kadar tengah mortaliti di antara umur x dan umur x+n** *Central mortality rate between age x and age x+n* | **Penakat (orang yang masih hidup) pada umur tepat x** *Survivors at exact age x* | **Bilangan orang hidup-tahun di antara umur x dan umur x+n** *Number of person-years lived between age x and age x+n* | **Nisbah ketakatan** *Survival ratio* | **Jumlah bilangan orang hidup-tahun selepas umur tepat x** *Total number of person-years lived after exact age x* | **Jangkaan hayat** *Life expectancy* |
|---|---|---|---|---|---|---|---|---|
| **x** | $_nq_x$ | $_nd_x$ | $_nm_x$ | $l_x$ | $_nL_x$ | $_nS_x$ | $T_x$ | $e_x$ |
| **Lelaki dan Perempuan** *Both sexes* | | | | | | | | |
| **0** | 0.00623 | 623 | 0.00627 | 100,000 | 99,419 | 0.99345 [a] | 7,531,718 | 75.3 |
| **1** | 0.00081 | 80 | 0.00020 | 99,377 | 397,307 | 0.99891 [b] | 7,432,298 | 74.8 |
| **5** | 0.00120 | 119 | 0.00024 | 99,296 | 496,183 | 0.99896 | 7,034,992 | 70.8 |
| **10** | 0.00088 | 88 | 0.00018 | 99,177 | 495,665 | 0.99738 | 6,538,809 | 65.9 |
| **15** | 0.00436 | 432 | 0.00087 | 99,089 | 494,365 | 0.99524 | 6,043,143 | 61.0 |
| **20** | 0.00516 | 509 | 0.00103 | 98,657 | 492,012 | 0.99469 | 5,548,778 | 56.2 |
| **25** | 0.00546 | 536 | 0.00110 | 98,148 | 489,399 | 0.99375 | 5,056,766 | 51.5 |
| **30** | 0.00705 | 688 | 0.00141 | 97,612 | 486,339 | 0.99273 | 4,567,367 | 46.8 |
| **35** | 0.00749 | 726 | 0.00150 | 96,924 | 482,804 | 0.99078 | 4,081,029 | 42.1 |
| **40** | 0.01097 | 1,055 | 0.00221 | 96,198 | 478,350 | 0.98418 | 3,598,225 | 37.4 |
| **45** | 0.02073 | 1,972 | 0.00419 | 95,142 | 470,782 | 0.97508 | 3,119,875 | 32.8 |
| **50** | 0.02920 | 2,721 | 0.00593 | 93,170 | 459,050 | 0.95961 | 2,649,093 | 28.4 |
| **55** | 0.05192 | 4,696 | 0.01066 | 90,450 | 440,507 | 0.94121 | 2,190,043 | 24.2 |
| **60** | 0.06604 | 5,663 | 0.01366 | 85,753 | 414,609 | 0.91528 | 1,749,535 | 20.4 |
| **65** | 0.10471 | 8,387 | 0.02210 | 80,090 | 379,485 | 0.88267 | 1,334,926 | 16.7 |
| **70** | 0.13141 | 9,423 | 0.02813 | 71,704 | 334,961 | 0.83638 | 955,442 | 13.3 |
| **75** | 0.20069 | 12,499 | 0.04461 | 62,281 | 280,156 | 0.54849 [c] | 620,481 | 10.0 |
| **80+** | 1.00000 | 49,782 | 0.14628 | 49,782 | 340,325 | - | 340,325 | 6.8 |
| **Lelaki** *Male* | | | | | | | | |
| **0** | 0.00688 | 688 | 0.00693 | 100,000 | 99,355 | 0.99290 [a] | 7,255,178 | 72.6 |
| **1** | 0.00065 | 64 | 0.00016 | 99,312 | 397,095 | 0.99885 [b] | 7,155,824 | 72.1 |
| **5** | 0.00145 | 144 | 0.00029 | 99,248 | 495,878 | 0.99881 | 6,758,729 | 68.1 |
| **10** | 0.00093 | 92 | 0.00019 | 99,104 | 495,289 | 0.99594 | 6,262,850 | 63.2 |
| **15** | 0.00719 | 712 | 0.00144 | 99,012 | 493,281 | 0.99244 | 5,767,561 | 58.3 |
| **20** | 0.00794 | 780 | 0.00159 | 98,300 | 489,551 | 0.99208 | 5,274,280 | 53.7 |
| **25** | 0.00789 | 770 | 0.00158 | 97,520 | 485,676 | 0.99111 | 4,784,729 | 49.1 |
| **30** | 0.00990 | 957 | 0.00199 | 96,750 | 481,358 | 0.98998 | 4,299,053 | 44.4 |
| **35** | 0.01014 | 972 | 0.00204 | 95,793 | 476,535 | 0.98703 | 3,817,696 | 39.9 |
| **40** | 0.01583 | 1,501 | 0.00319 | 94,821 | 470,353 | 0.97859 | 3,341,161 | 35.2 |
| **45** | 0.02709 | 2,528 | 0.00549 | 93,320 | 460,280 | 0.96694 | 2,870,808 | 30.8 |
| **50** | 0.03920 | 3,559 | 0.00800 | 90,792 | 445,064 | 0.94714 | 2,410,528 | 26.5 |
| **55** | 0.06709 | 5,852 | 0.01388 | 87,233 | 421,537 | 0.92420 | 1,965,464 | 22.5 |
| **60** | 0.08513 | 6,928 | 0.01778 | 81,381 | 389,585 | 0.89324 | 1,543,927 | 19.0 |
| **65** | 0.13039 | 9,708 | 0.02790 | 74,453 | 347,994 | 0.85726 | 1,154,341 | 15.5 |
| **70** | 0.15694 | 10,161 | 0.03406 | 64,745 | 298,322 | 0.80930 | 806,347 | 12.5 |
| **75** | 0.23076 | 12,596 | 0.05217 | 54,584 | 241,431 | 0.52477 [c] | 508,026 | 9.3 |
| **80+** | 1.00000 | 41,988 | 0.15750 | 41,988 | 266,595 | - | 266,595 | 6.3 |
| **Perempuan** *Female* | | | | | | | | |
| **0** | 0.00551 | 551 | 0.00554 | 100,000 | 99,486 | 0.99408 [a] | 7,836,552 | 78.4 |
| **1** | 0.00098 | 98 | 0.00025 | 99,449 | 397,553 | 0.99894 [b] | 7,737,066 | 77.8 |
| **5** | 0.00099 | 98 | 0.00020 | 99,351 | 496,511 | 0.99909 | 7,339,514 | 73.9 |
| **10** | 0.00084 | 83 | 0.00017 | 99,253 | 496,058 | 0.99884 | 6,843,003 | 68.9 |
| **15** | 0.00147 | 146 | 0.00029 | 99,170 | 495,484 | 0.99809 | 6,346,945 | 64.0 |
| **20** | 0.00235 | 233 | 0.00047 | 99,024 | 494,537 | 0.99737 | 5,851,461 | 59.1 |
| **25** | 0.00291 | 288 | 0.00058 | 98,791 | 493,236 | 0.99632 | 5,356,924 | 54.2 |
| **30** | 0.00445 | 438 | 0.00089 | 98,503 | 491,421 | 0.99521 | 4,863,688 | 49.4 |
| **35** | 0.00513 | 503 | 0.00103 | 98,065 | 489,067 | 0.99426 | 4,372,267 | 44.6 |
| **40** | 0.00636 | 620 | 0.00128 | 97,562 | 486,259 | 0.98980 | 3,883,200 | 39.8 |
| **45** | 0.01408 | 1,365 | 0.00284 | 96,942 | 481,297 | 0.98348 | 3,396,941 | 35.0 |
| **50** | 0.01899 | 1,815 | 0.00383 | 95,577 | 473,348 | 0.97225 | 2,915,644 | 30.5 |
| **55** | 0.03668 | 3,439 | 0.00747 | 93,762 | 460,214 | 0.95833 | 2,442,295 | 26.0 |
| **60** | 0.04686 | 4,233 | 0.00960 | 90,323 | 441,035 | 0.93720 | 1,982,081 | 21.9 |
| **65** | 0.07953 | 6,846 | 0.01656 | 86,090 | 413,337 | 0.90747 | 1,541,047 | 17.9 |
| **70** | 0.10665 | 8,451 | 0.02253 | 79,244 | 375,092 | 0.86055 | 1,127,710 | 14.2 |
| **75** | 0.17617 | 12,472 | 0.03864 | 70,793 | 322,785 | 0.57112 [c] | 752,618 | 10.6 |
| **80+** | 1.00000 | 58,321 | 0.13568 | 58,321 | 429,832 | - | 429,832 | 7.4 |

**Nota:** *Notes:*

[a] **Daripada umur 0 hingga kumpulan umur 1-4**
*From age of 0 to age group 1-4*

[b] **Daripada umur 0, kumpulan umur 1-4 hingga kumpulan umur 5-9**
*From age of 0, age group 1-4 to age group 5-9*

[c] **Daripada umur 75 hingga 80+**
*From age of 75 to 80+*

[p] **Permulaan**
*Preliminary*

**Jadual 4.12.5: Jadual hayat ringkas mengikut jantina dan umur, Petaling, Selangor, 2025[P]**
*Table 4.12.5: Abridged life table by sex and age, Petaling, Selangor, 2025 [P]*

| Umur *Age* | Kebarangkalian mati di antara umur x dan umur x+n *Probability of dying between age x and age x+n* | Bilangan kematian di antara umur x dan umur x+n *Number of deaths between age x and age x+n* | Kadar tengah mortaliti di antara umur x dan umur x+n *Central mortality rate between age x and age x+n* | Penakat (orang yang masih hidup) pada umur tepat x *Survivors at exact age x* | Bilangan orang hidup-tahun di antara umur x dan umur x+n *Number of person-years lived between age x and age x+n* | Nisbah ketakatan *Survival ratio* | Jumlah bilangan orang hidup-tahun selepas umur tepat x *Total number of person-years lived after exact age x* | Jangkaan hayat *Life expectancy* |
|---|---|---|---|---|---|---|---|---|
| x | $_nq_x$ | $_nd_x$ | $_nm_x$ | $l_x$ | $_nL_x$ | $_nS_x$ | $T_x$ | $e_x$ |
| **Lelaki dan Perempuan** *Both sexes* | | | | | | | | |
| **0** | 0.00581 | 581 | 0.00585 | 100,000 | 99,458 | 0.99367 [a] | 8,021,524 | 80.2 |
| **1** | 0.00120 | 119 | 0.00030 | 99,419 | 397,379 | 0.99902 [b] | 7,922,066 | 79.7 |
| **5** | 0.00059 | 59 | 0.00012 | 99,300 | 496,351 | 0.99930 | 7,524,688 | 75.8 |
| **10** | 0.00080 | 79 | 0.00016 | 99,241 | 496,005 | 0.99871 | 7,028,337 | 70.8 |
| **15** | 0.00178 | 176 | 0.00036 | 99,161 | 495,366 | 0.99807 | 6,532,331 | 65.9 |
| **20** | 0.00208 | 206 | 0.00042 | 98,985 | 494,410 | 0.99742 | 6,036,965 | 61.0 |
| **25** | 0.00308 | 304 | 0.00062 | 98,779 | 493,134 | 0.99680 | 5,542,555 | 56.1 |
| **30** | 0.00332 | 327 | 0.00066 | 98,475 | 491,557 | 0.99634 | 5,049,421 | 51.3 |
| **35** | 0.00400 | 393 | 0.00080 | 98,148 | 489,758 | 0.99491 | 4,557,864 | 46.4 |
| **40** | 0.00619 | 605 | 0.00124 | 97,755 | 487,264 | 0.99078 | 4,068,106 | 41.6 |
| **45** | 0.01228 | 1,193 | 0.00247 | 97,150 | 482,769 | 0.98547 | 3,580,842 | 36.9 |
| **50** | 0.01681 | 1,613 | 0.00339 | 95,957 | 475,754 | 0.97894 | 3,098,072 | 32.3 |
| **55** | 0.02539 | 2,395 | 0.00514 | 94,344 | 465,732 | 0.96739 | 2,622,318 | 27.8 |
| **60** | 0.04001 | 3,679 | 0.00817 | 91,949 | 450,547 | 0.94950 | 2,156,586 | 23.5 |
| **65** | 0.06143 | 5,422 | 0.01267 | 88,270 | 427,794 | 0.92784 | 1,706,039 | 19.3 |
| **70** | 0.08360 | 6,926 | 0.01745 | 82,848 | 396,924 | 0.89754 | 1,278,245 | 15.4 |
| **75** | 0.12304 | 9,342 | 0.02622 | 75,922 | 356,254 | 0.59577 [c] | 881,322 | 11.6 |
| **80+** | 1.00000 | 66,580 | 0.12680 | 66,580 | 525,067 | - | 525,067 | 7.9 |
| **Lelaki** *Male* | | | | | | | | |
| **0** | 0.00614 | 614 | 0.00618 | 100,000 | 99,423 | 0.99336 [a] | 7,834,149 | 78.3 |
| **1** | 0.00123 | 122 | 0.00031 | 99,386 | 397,256 | 0.99897 [b] | 7,734,726 | 77.8 |
| **5** | 0.00062 | 61 | 0.00012 | 99,264 | 496,168 | 0.99918 | 7,337,470 | 73.9 |
| **10** | 0.00102 | 101 | 0.00020 | 99,203 | 495,762 | 0.99820 | 6,841,303 | 69.0 |
| **15** | 0.00259 | 256 | 0.00052 | 99,102 | 494,867 | 0.99724 | 6,345,541 | 64.0 |
| **20** | 0.00294 | 290 | 0.00059 | 98,845 | 493,501 | 0.99634 | 5,850,674 | 59.2 |
| **25** | 0.00438 | 432 | 0.00088 | 98,555 | 491,697 | 0.99538 | 5,357,173 | 54.4 |
| **30** | 0.00486 | 477 | 0.00097 | 98,124 | 489,425 | 0.99466 | 4,865,476 | 49.6 |
| **35** | 0.00582 | 568 | 0.00117 | 97,646 | 486,812 | 0.99263 | 4,376,051 | 44.8 |
| **40** | 0.00893 | 867 | 0.00179 | 97,078 | 483,225 | 0.98713 | 3,889,239 | 40.1 |
| **45** | 0.01686 | 1,622 | 0.00340 | 96,212 | 477,004 | 0.98087 | 3,406,015 | 35.4 |
| **50** | 0.02145 | 2,028 | 0.00434 | 94,590 | 467,878 | 0.97236 | 2,929,011 | 31.0 |
| **55** | 0.03397 | 3,144 | 0.00691 | 92,561 | 454,947 | 0.95892 | 2,461,133 | 26.6 |
| **60** | 0.04844 | 4,331 | 0.00993 | 89,417 | 436,259 | 0.93917 | 2,006,186 | 22.4 |
| **65** | 0.07385 | 6,284 | 0.01534 | 85,086 | 409,722 | 0.91402 | 1,569,927 | 18.5 |
| **70** | 0.09908 | 7,807 | 0.02085 | 78,802 | 374,494 | 0.87920 | 1,160,205 | 14.7 |
| **75** | 0.14492 | 10,289 | 0.03125 | 70,995 | 329,253 | 0.58095 [c] | 785,712 | 11.1 |
| **80+** | 1.00000 | 60,706 | 0.13299 | 60,706 | 456,458 | - | 456,458 | 7.5 |
| **Perempuan** *Female* | | | | | | | | |
| **0** | 0.00547 | 547 | 0.00550 | 100,000 | 99,489 | 0.99403 [a] | 8,226,098 | 82.3 |
| **1** | 0.00117 | 116 | 0.00029 | 99,453 | 397,524 | 0.99906 [b] | 8,126,609 | 81.7 |
| **5** | 0.00057 | 56 | 0.00011 | 99,337 | 496,544 | 0.99943 | 7,729,086 | 77.8 |
| **10** | 0.00057 | 56 | 0.00011 | 99,281 | 496,263 | 0.99924 | 7,232,542 | 72.8 |
| **15** | 0.00095 | 95 | 0.00019 | 99,224 | 495,886 | 0.99894 | 6,736,279 | 67.9 |
| **20** | 0.00117 | 116 | 0.00023 | 99,130 | 495,360 | 0.99856 | 6,240,393 | 63.0 |
| **25** | 0.00172 | 170 | 0.00034 | 99,014 | 494,645 | 0.99824 | 5,745,033 | 58.0 |
| **30** | 0.00180 | 178 | 0.00036 | 98,844 | 493,775 | 0.99797 | 5,250,388 | 53.1 |
| **35** | 0.00226 | 223 | 0.00045 | 98,666 | 492,771 | 0.99714 | 4,756,613 | 48.2 |
| **40** | 0.00345 | 340 | 0.00069 | 98,443 | 491,363 | 0.99463 | 4,263,842 | 43.3 |
| **45** | 0.00729 | 715 | 0.00146 | 98,103 | 488,725 | 0.99043 | 3,772,479 | 38.5 |
| **50** | 0.01187 | 1,156 | 0.00239 | 97,388 | 484,047 | 0.98588 | 3,283,753 | 33.7 |
| **55** | 0.01640 | 1,578 | 0.00331 | 96,231 | 477,212 | 0.97635 | 2,799,706 | 29.1 |
| **60** | 0.03101 | 2,936 | 0.00630 | 94,653 | 465,927 | 0.96038 | 2,322,494 | 24.5 |
| **65** | 0.04851 | 4,449 | 0.00994 | 91,718 | 447,466 | 0.94194 | 1,856,567 | 20.2 |
| **70** | 0.06810 | 5,943 | 0.01410 | 87,269 | 421,485 | 0.91413 | 1,409,101 | 16.1 |
| **75** | 0.10492 | 8,533 | 0.02215 | 81,325 | 385,294 | 0.60987 [c] | 987,616 | 12.1 |
| **80+** | 1.00000 | 72,792 | 0.12085 | 72,792 | 602,322 | - | 602,322 | 8.3 |

**Nota:** *Notes:*
[a] **Daripada umur 0 hingga kumpulan umur 1-4**
*From age of 0 to age group 1-4*
[b] **Daripada umur 0, kumpulan umur 1-4 hingga kumpulan umur 5-9**
*From age of 0, age group 1-4 to age group 5-9*
[c] **Daripada umur 75 hingga 80+**
*From age of 75 to 80+*
[P] **Permulaan**
*Preliminary*

**Jadual 4.12.6: Jadual hayat ringkas mengikut jantina dan umur, Sabak Bernam, Selangor, 2025[p]**

*Table 4.12.6: Abridged life table by sex and age, Sabak Bernam, Selangor, 2025 [p]*

| **Umur** *Age* | **Kebarangkalian mati di antara umur x dan umur x+n** *Probability of dying between age x and age x+n* | **Bilangan kematian di antara umur x dan umur x+n** *Number of deaths between age x and age x+n* | **Kadar tengah mortaliti di antara umur x dan umur x+n** *Central mortality rate between age x and age x+n* | **Penakat (orang yang masih hidup) pada umur tepat x** *Survivors at exact age x* | **Bilangan orang hidup-tahun di antara umur x dan umur x+n** *Number of person-years lived between age x and age x+n* | **Nisbah ketakatan** *Survival ratio* | **Jumlah bilangan orang hidup-tahun selepas umur tepat x** *Total number of person-years lived after exact age x* | **Jangkaan hayat** *Life expectancy* |
|---|---|---|---|---|---|---|---|---|
| **x** | $_nq_x$ | $_nd_x$ | $_nm_x$ | $l_x$ | $_nL_x$ | $_nS_x$ | $T_x$ | $e_x$ |
| **Lelaki dan Perempuan** *Both sexes* | | | | | | | | |
| **0** | 0.00339 | 339 | 0.00340 | 100,000 | 99,682 | 0.99588 [a] | 6,816,681 | 68.2 |
| **1** | 0.00157 | 157 | 0.00039 | 99,661 | 398,256 | 0.99887 [b] | 6,716,999 | 67.4 |
| **5** | 0.00058 | 58 | 0.00012 | 99,505 | 497,378 | 0.99847 | 6,318,743 | 63.5 |
| **10** | 0.00247 | 246 | 0.00049 | 99,446 | 496,618 | 0.99620 | 5,821,365 | 58.5 |
| **15** | 0.00512 | 508 | 0.00103 | 99,201 | 494,733 | 0.99458 | 5,324,748 | 53.7 |
| **20** | 0.00572 | 565 | 0.00115 | 98,693 | 492,051 | 0.99208 | 4,830,015 | 48.9 |
| **25** | 0.01014 | 995 | 0.00204 | 98,128 | 488,152 | 0.98897 | 4,337,963 | 44.2 |
| **30** | 0.01192 | 1,158 | 0.00240 | 97,133 | 482,770 | 0.98903 | 3,849,811 | 39.6 |
| **35** | 0.01000 | 960 | 0.00201 | 95,975 | 477,475 | 0.98608 | 3,367,041 | 35.1 |
| **40** | 0.01787 | 1,698 | 0.00361 | 95,015 | 470,830 | 0.97391 | 2,889,567 | 30.4 |
| **45** | 0.03446 | 3,216 | 0.00701 | 93,317 | 458,545 | 0.95843 | 2,418,737 | 25.9 |
| **50** | 0.04893 | 4,409 | 0.01003 | 90,101 | 439,484 | 0.92180 | 1,960,191 | 21.8 |
| **55** | 0.10897 | 9,338 | 0.02305 | 85,692 | 405,117 | 0.86774 | 1,520,708 | 17.7 |
| **60** | 0.15840 | 12,094 | 0.03440 | 76,355 | 351,537 | 0.82064 | 1,115,590 | 14.6 |
| **65** | 0.20427 | 13,127 | 0.04550 | 64,260 | 288,484 | 0.77261 | 764,053 | 11.9 |
| **70** | 0.25644 | 13,113 | 0.05883 | 51,134 | 222,886 | 0.66117 | 475,569 | 9.3 |
| **75** | 0.44962 | 17,095 | 0.11600 | 38,021 | 147,367 | 0.41679 [c] | 252,683 | 6.6 |
| **80+** | 1.00000 | 20,926 | 0.19869 | 20,926 | 105,316 | - | 105,316 | 5.0 |
| **Lelaki** *Male* | | | | | | | | |
| **0** | 0.00150 | 150 | 0.00151 | 100,000 | 99,857 | 0.99742 [a] | 6,504,188 | 65.0 |
| **1** | 0.00232 | 232 | 0.00058 | 99,850 | 398,854 | 0.99837 [b] | 6,404,331 | 64.1 |
| **5** | 0.00077 | 76 | 0.00015 | 99,618 | 497,899 | 0.99760 | 6,005,478 | 60.3 |
| **10** | 0.00404 | 402 | 0.00081 | 99,542 | 496,704 | 0.99379 | 5,507,579 | 55.3 |
| **15** | 0.00840 | 833 | 0.00169 | 99,140 | 493,617 | 0.99188 | 5,010,875 | 50.5 |
| **20** | 0.00785 | 771 | 0.00158 | 98,307 | 489,607 | 0.98937 | 4,517,258 | 46.0 |
| **25** | 0.01344 | 1,311 | 0.00271 | 97,536 | 484,400 | 0.98405 | 4,027,651 | 41.3 |
| **30** | 0.01850 | 1,780 | 0.00373 | 96,225 | 476,673 | 0.98126 | 3,543,251 | 36.8 |
| **35** | 0.01898 | 1,793 | 0.00383 | 94,445 | 467,742 | 0.97851 | 3,066,578 | 32.5 |
| **40** | 0.02405 | 2,228 | 0.00487 | 92,652 | 457,690 | 0.96676 | 2,598,836 | 28.0 |
| **45** | 0.04267 | 3,858 | 0.00872 | 90,424 | 442,474 | 0.94797 | 2,141,146 | 23.7 |
| **50** | 0.06180 | 5,350 | 0.01275 | 86,566 | 419,453 | 0.90334 | 1,698,672 | 19.6 |
| **55** | 0.13381 | 10,867 | 0.02868 | 81,216 | 378,909 | 0.83949 | 1,279,219 | 15.8 |
| **60** | 0.19132 | 13,459 | 0.04231 | 70,348 | 318,092 | 0.78313 | 900,310 | 12.8 |
| **65** | 0.24847 | 14,135 | 0.05674 | 56,889 | 249,107 | 0.71475 | 582,217 | 10.2 |
| **70** | 0.33419 | 14,288 | 0.08025 | 42,754 | 178,049 | 0.56854 | 333,111 | 7.8 |
| **75** | 0.57755 | 16,441 | 0.16241 | 28,466 | 101,228 | 0.34717 [c] | 155,061 | 5.4 |
| **80+** | 1.00000 | 12,025 | 0.22338 | 12,025 | 53,833 | - | 53,833 | 4.5 |
| **Perempuan** *Female* | | | | | | | | |
| **0** | 0.00551 | 551 | 0.00554 | 100,000 | 99,485 | 0.99420 [a] | 7,200,827 | 72.0 |
| **1** | 0.00074 | 73 | 0.00018 | 99,449 | 397,613 | 0.99936 [b] | 7,101,341 | 71.4 |
| **5** | 0.00040 | 39 | 0.00008 | 99,375 | 496,778 | 0.99941 | 6,703,729 | 67.5 |
| **10** | 0.00079 | 78 | 0.00016 | 99,336 | 496,484 | 0.99877 | 6,206,950 | 62.5 |
| **15** | 0.00168 | 167 | 0.00034 | 99,258 | 495,871 | 0.99749 | 5,710,466 | 57.5 |
| **20** | 0.00334 | 331 | 0.00067 | 99,091 | 494,626 | 0.99512 | 5,214,595 | 52.6 |
| **25** | 0.00642 | 634 | 0.00129 | 98,759 | 492,212 | 0.99418 | 4,719,969 | 47.8 |
| **30** | 0.00522 | 512 | 0.00105 | 98,125 | 489,347 | 0.99677 | 4,227,757 | 43.1 |
| **35** | 0.00124 | 121 | 0.00025 | 97,614 | 487,766 | 0.99374 | 3,738,409 | 38.3 |
| **40** | 0.01129 | 1,100 | 0.00227 | 97,493 | 484,714 | 0.98182 | 3,250,643 | 33.3 |
| **45** | 0.02515 | 2,424 | 0.00509 | 96,393 | 475,902 | 0.97042 | 2,765,929 | 28.7 |
| **50** | 0.03413 | 3,207 | 0.00694 | 93,968 | 461,824 | 0.94247 | 2,290,027 | 24.4 |
| **55** | 0.08175 | 7,420 | 0.01705 | 90,761 | 435,256 | 0.89945 | 1,828,203 | 20.1 |
| **60** | 0.12102 | 10,086 | 0.02576 | 83,341 | 391,492 | 0.86249 | 1,392,947 | 16.7 |
| **65** | 0.15627 | 11,447 | 0.03390 | 73,255 | 337,658 | 0.82741 | 1,001,455 | 13.7 |
| **70** | 0.19194 | 11,863 | 0.04246 | 61,808 | 279,381 | 0.73007 | 663,797 | 10.7 |
| **75** | 0.36644 | 18,302 | 0.08973 | 49,945 | 203,968 | 0.46941 [c] | 384,416 | 7.7 |
| **80+** | 1.00000 | 31,643 | 0.17536 | 31,643 | 180,448 | - | 180,448 | 5.7 |

**Nota:** *Notes:*

[a] **Daripada umur 0 hingga kumpulan umur 1-4**
*From age of 0 to age group 1-4*

[b] **Daripada umur 0, kumpulan umur 1-4 hingga kumpulan umur 5-9**
*From age of 0, age group 1-4 to age group 5-9*

[c] **Daripada umur 75 hingga 80+**
*From age of 75 to 80+*

[p] **Permulaan**
*Preliminary*

**Jadual 4.12.7: Jadual hayat ringkas mengikut jantina dan umur, Sepang, Selangor, 2025[p]**
*Table 4.12.7: Abridged life table by sex and age, Sepang, Selangor, 2025 [p]*

| Umur *Age* | Kebarangkalian mati di antara umur x dan umur x+n *Probability of dying between age x and age x+n* | Bilangan kematian di antara umur x dan umur x+n *Number of deaths between age x and age x+n* | Kadar tengah mortaliti di antara umur x dan umur x+n *Central mortality rate between age x and age x+n* | Penakat (orang yang masih hidup) pada umur tepat x *Survivors at exact age x* | Bilangan orang hidup-tahun di antara umur x dan umur x+n *Number of person-years lived between age x and age x+n* | Nisbah ketakatan *Survival ratio* | Jumlah bilangan orang hidup-tahun selepas umur tepat x *Total number of person-years lived after exact age x* | Jangkaan hayat *Life expectancy* |
|---|---|---|---|---|---|---|---|---|
| x | $_nq_x$ | $_nd_x$ | $_nm_x$ | $l_x$ | $_nL_x$ | $_nS_x$ | $T_x$ | $e_x$ |
| **Lelaki dan Perempuan** *Both sexes* | | | | | | | | |
| **0** | 0.00596 | 596 | 0.00599 | 100,000 | 99,445 | 0.99385 [a] | 7,887,505 | 78.9 |
| **1** | 0.00054 | 54 | 0.00014 | 99,404 | 397,483 | 0.99927 [b] | 7,788,060 | 78.3 |
| **5** | 0.00076 | 75 | 0.00015 | 99,350 | 496,563 | 0.99913 | 7,390,578 | 74.4 |
| **10** | 0.00098 | 97 | 0.00020 | 99,275 | 496,133 | 0.99798 | 6,894,015 | 69.4 |
| **15** | 0.00307 | 304 | 0.00061 | 99,178 | 495,129 | 0.99667 | 6,397,882 | 64.5 |
| **20** | 0.00358 | 354 | 0.00072 | 98,874 | 493,482 | 0.99623 | 5,902,753 | 59.7 |
| **25** | 0.00395 | 390 | 0.00079 | 98,519 | 491,622 | 0.99574 | 5,409,271 | 54.9 |
| **30** | 0.00458 | 449 | 0.00092 | 98,130 | 489,525 | 0.99481 | 4,917,649 | 50.1 |
| **35** | 0.00581 | 568 | 0.00117 | 97,681 | 486,984 | 0.99342 | 4,428,123 | 45.3 |
| **40** | 0.00736 | 715 | 0.00148 | 97,113 | 483,778 | 0.98856 | 3,941,140 | 40.6 |
| **45** | 0.01555 | 1,499 | 0.00313 | 96,398 | 478,244 | 0.98160 | 3,457,362 | 35.9 |
| **50** | 0.02130 | 2,021 | 0.00431 | 94,899 | 469,444 | 0.97406 | 2,979,118 | 31.4 |
| **55** | 0.03068 | 2,850 | 0.00623 | 92,878 | 457,267 | 0.96328 | 2,509,675 | 27.0 |
| **60** | 0.04295 | 3,867 | 0.00878 | 90,028 | 440,476 | 0.94212 | 2,052,408 | 22.8 |
| **65** | 0.07347 | 6,331 | 0.01525 | 86,162 | 414,983 | 0.91968 | 1,611,932 | 18.7 |
| **70** | 0.08771 | 7,002 | 0.01835 | 79,831 | 381,652 | 0.88648 | 1,196,949 | 15.0 |
| **75** | 0.14181 | 10,328 | 0.03053 | 72,829 | 338,327 | 0.58503 [c] | 815,297 | 11.2 |
| **80+** | 1.00000 | 62,501 | 0.13104 | 62,501 | 476,970 | - | 476,970 | 7.6 |
| **Lelaki** *Male* | | | | | | | | |
| **0** | 0.00623 | 623 | 0.00627 | 100,000 | 99,415 | 0.99351 [a] | 7,696,014 | 77.0 |
| **1** | 0.00071 | 71 | 0.00018 | 99,377 | 397,342 | 0.99928 [b] | 7,596,599 | 76.4 |
| **5** | 0.00055 | 54 | 0.00011 | 99,307 | 496,397 | 0.99916 | 7,199,257 | 72.5 |
| **10** | 0.00114 | 113 | 0.00023 | 99,252 | 495,978 | 0.99699 | 6,702,861 | 67.5 |
| **15** | 0.00488 | 484 | 0.00098 | 99,139 | 494,486 | 0.99512 | 6,206,883 | 62.6 |
| **20** | 0.00487 | 480 | 0.00098 | 98,655 | 492,075 | 0.99499 | 5,712,397 | 57.9 |
| **25** | 0.00516 | 507 | 0.00103 | 98,175 | 489,608 | 0.99432 | 5,220,322 | 53.2 |
| **30** | 0.00620 | 605 | 0.00124 | 97,668 | 486,828 | 0.99259 | 4,730,714 | 48.4 |
| **35** | 0.00863 | 838 | 0.00173 | 97,063 | 483,221 | 0.99089 | 4,243,886 | 43.7 |
| **40** | 0.00960 | 924 | 0.00193 | 96,225 | 478,818 | 0.98539 | 3,760,665 | 39.1 |
| **45** | 0.01966 | 1,874 | 0.00397 | 95,302 | 471,824 | 0.97758 | 3,281,848 | 34.4 |
| **50** | 0.02524 | 2,358 | 0.00511 | 93,428 | 461,244 | 0.96799 | 2,810,024 | 30.1 |
| **55** | 0.03895 | 3,547 | 0.00794 | 91,070 | 446,481 | 0.95602 | 2,348,780 | 25.8 |
| **60** | 0.04923 | 4,309 | 0.01009 | 87,523 | 426,842 | 0.93175 | 1,902,299 | 21.7 |
| **65** | 0.08826 | 7,344 | 0.01847 | 83,214 | 397,710 | 0.90381 | 1,475,457 | 17.7 |
| **70** | 0.10488 | 7,957 | 0.02214 | 75,870 | 359,455 | 0.86386 | 1,077,747 | 14.2 |
| **75** | 0.17106 | 11,617 | 0.03741 | 67,912 | 310,519 | 0.56770 [c] | 718,291 | 10.6 |
| **80+** | 1.00000 | 56,295 | 0.13806 | 56,295 | 407,772 | - | 407,772 | 7.2 |
| **Perempuan** *Female* | | | | | | | | |
| **0** | 0.00567 | 567 | 0.00570 | 100,000 | 99,471 | 0.99422 [a] | 8,099,564 | 81.0 |
| **1** | 0.00037 | 37 | 0.00009 | 99,433 | 397,641 | 0.99925 [b] | 8,000,093 | 80.5 |
| **5** | 0.00097 | 96 | 0.00019 | 99,396 | 496,741 | 0.99911 | 7,602,452 | 76.5 |
| **10** | 0.00080 | 80 | 0.00016 | 99,300 | 496,301 | 0.99898 | 7,105,711 | 71.6 |
| **15** | 0.00124 | 123 | 0.00025 | 99,220 | 495,795 | 0.99830 | 6,609,410 | 66.6 |
| **20** | 0.00216 | 214 | 0.00043 | 99,098 | 494,953 | 0.99761 | 6,113,615 | 61.7 |
| **25** | 0.00263 | 260 | 0.00053 | 98,884 | 493,770 | 0.99722 | 5,618,661 | 56.8 |
| **30** | 0.00294 | 290 | 0.00059 | 98,624 | 492,396 | 0.99703 | 5,124,891 | 52.0 |
| **35** | 0.00300 | 295 | 0.00060 | 98,334 | 490,934 | 0.99599 | 4,632,496 | 47.1 |
| **40** | 0.00502 | 492 | 0.00101 | 98,039 | 488,965 | 0.99211 | 4,141,562 | 42.2 |
| **45** | 0.01078 | 1,052 | 0.00217 | 97,547 | 485,106 | 0.98617 | 3,652,597 | 37.4 |
| **50** | 0.01691 | 1,632 | 0.00341 | 96,495 | 478,397 | 0.98079 | 3,167,491 | 32.8 |
| **55** | 0.02154 | 2,043 | 0.00436 | 94,863 | 469,208 | 0.97132 | 2,689,094 | 28.3 |
| **60** | 0.03597 | 3,339 | 0.00733 | 92,820 | 455,753 | 0.95347 | 2,219,885 | 23.9 |
| **65** | 0.05749 | 5,144 | 0.01184 | 89,481 | 434,544 | 0.93572 | 1,764,133 | 19.7 |
| **70** | 0.07148 | 6,028 | 0.01483 | 84,337 | 406,612 | 0.90575 | 1,329,589 | 15.8 |
| **75** | 0.11876 | 9,300 | 0.02525 | 78,308 | 368,290 | 0.60098 [c] | 922,976 | 11.8 |
| **80+** | 1.00000 | 69,008 | 0.12441 | 69,008 | 554,686 | - | 554,686 | 8.0 |

**Nota:** *Notes:*
[a] **Daripada umur 0 hingga kumpulan umur 1-4**
*From age of 0 to age group 1-4*
[b] **Daripada umur 0, kumpulan umur 1-4 hingga kumpulan umur 5-9**
*From age of 0, age group 1-4 to age group 5-9*
[c] **Daripada umur 75 hingga 80+**
*From age of 75 to 80+*
[p] **Permulaan**
*Preliminary*

**Jadual 4.12.8: Jadual hayat ringkas mengikut jantina dan umur, Ulu Langat, Selangor, 2025[p]**

*Table 4.12.8: Abridged life table by sex and age, Ulu Langat, Selangor, 2025 [p]*

| **Umur** *Age* | **Kebarangkalian mati di antara umur x dan umur x+n** *Probability of dying between age x and age x+n* | **Bilangan kematian di antara umur x dan umur x+n** *Number of deaths between age x and age x+n* | **Kadar tengah mortaliti di antara umur x dan umur x+n** *Central mortality rate between age x and age x+n* | **Penakat (orang yang masih hidup) pada umur tepat x** *Survivors at exact age x* | **Bilangan orang hidup-tahun di antara umur x dan umur x+n** *Number of person-years lived between age x and age x+n* | **Nisbah ketakatan** *Survival ratio* | **Jumlah bilangan orang hidup-tahun selepas umur tepat x** *Total number of person-years lived after exact age x* | **Jangkaan hayat** *Life expectancy* |
|---|---|---|---|---|---|---|---|---|
| **x** | $_nq_x$ | $_nd_x$ | $_nm_x$ | $l_x$ | $_nL_x$ | $_nS_x$ | $T_x$ | $e_x$ |
| **Lelaki dan Perempuan** *Both sexes* | | | | | | | | |
| **0** | 0.00626 | 626 | 0.00630 | 100,000 | 99,417 | 0.99319 [a] | 7,801,290 | 78.0 |
| **1** | 0.00128 | 127 | 0.00032 | 99,374 | 397,179 | 0.99882 [b] | 7,701,873 | 77.5 |
| **5** | 0.00090 | 89 | 0.00018 | 99,247 | 496,011 | 0.99918 | 7,304,694 | 73.6 |
| **10** | 0.00074 | 74 | 0.00015 | 99,158 | 495,604 | 0.99846 | 6,808,683 | 68.7 |
| **15** | 0.00235 | 233 | 0.00047 | 99,084 | 494,839 | 0.99740 | 6,313,078 | 63.7 |
| **20** | 0.00284 | 281 | 0.00057 | 98,852 | 493,555 | 0.99662 | 5,818,239 | 58.9 |
| **25** | 0.00392 | 387 | 0.00079 | 98,570 | 491,885 | 0.99571 | 5,324,685 | 54.0 |
| **30** | 0.00465 | 457 | 0.00093 | 98,184 | 489,776 | 0.99482 | 4,832,800 | 49.2 |
| **35** | 0.00570 | 557 | 0.00114 | 97,727 | 487,241 | 0.99303 | 4,343,024 | 44.4 |
| **40** | 0.00825 | 802 | 0.00166 | 97,170 | 483,844 | 0.98860 | 3,855,782 | 39.7 |
| **45** | 0.01457 | 1,404 | 0.00293 | 96,368 | 478,330 | 0.98120 | 3,371,938 | 35.0 |
| **50** | 0.02309 | 2,193 | 0.00467 | 94,964 | 469,339 | 0.97067 | 2,893,608 | 30.5 |
| **55** | 0.03572 | 3,313 | 0.00727 | 92,771 | 455,573 | 0.95488 | 2,424,269 | 26.1 |
| **60** | 0.05488 | 4,909 | 0.01129 | 89,458 | 435,016 | 0.92855 | 1,968,695 | 22.0 |
| **65** | 0.08899 | 7,524 | 0.01863 | 84,549 | 403,934 | 0.90540 | 1,533,679 | 18.1 |
| **70** | 0.10077 | 7,762 | 0.02122 | 77,025 | 365,721 | 0.87981 | 1,129,745 | 14.7 |
| **75** | 0.14179 | 9,821 | 0.03052 | 69,263 | 321,764 | 0.57886 [c] | 764,024 | 11.0 |
| **80+** | 1.00000 | 59,442 | 0.13441 | 59,442 | 442,260 | - | 442,260 | 7.4 |
| **Lelaki** *Male* | | | | | | | | |
| **0** | 0.00647 | 647 | 0.00651 | 100,000 | 99,392 | 0.99293 [a] | 7,600,033 | 76.0 |
| **1** | 0.00143 | 142 | 0.00036 | 99,353 | 397,075 | 0.99873 [b] | 7,500,641 | 75.5 |
| **5** | 0.00087 | 87 | 0.00017 | 99,211 | 495,836 | 0.99912 | 7,103,566 | 71.6 |
| **10** | 0.00089 | 88 | 0.00018 | 99,124 | 495,399 | 0.99759 | 6,607,730 | 66.7 |
| **15** | 0.00393 | 390 | 0.00079 | 99,036 | 494,204 | 0.99605 | 6,112,331 | 61.7 |
| **20** | 0.00397 | 392 | 0.00080 | 98,646 | 492,250 | 0.99511 | 5,618,127 | 57.0 |
| **25** | 0.00580 | 570 | 0.00116 | 98,254 | 489,844 | 0.99374 | 5,125,877 | 52.2 |
| **30** | 0.00673 | 657 | 0.00135 | 97,684 | 486,776 | 0.99282 | 4,636,033 | 47.5 |
| **35** | 0.00763 | 740 | 0.00153 | 97,027 | 483,283 | 0.99066 | 4,149,257 | 42.8 |
| **40** | 0.01107 | 1,066 | 0.00223 | 96,287 | 478,768 | 0.98561 | 3,665,974 | 38.1 |
| **45** | 0.01774 | 1,689 | 0.00358 | 95,221 | 471,880 | 0.97589 | 3,187,206 | 33.5 |
| **50** | 0.03059 | 2,861 | 0.00621 | 93,531 | 460,505 | 0.96155 | 2,715,326 | 29.0 |
| **55** | 0.04655 | 4,221 | 0.00953 | 90,670 | 442,800 | 0.94466 | 2,254,821 | 24.9 |
| **60** | 0.06455 | 5,580 | 0.01334 | 86,450 | 418,298 | 0.91502 | 1,812,021 | 21.0 |
| **65** | 0.10683 | 8,639 | 0.02257 | 80,869 | 382,749 | 0.88911 | 1,393,724 | 17.2 |
| **70** | 0.11542 | 8,337 | 0.02450 | 72,230 | 340,308 | 0.86184 | 1,010,975 | 14.0 |
| **75** | 0.16387 | 10,470 | 0.03570 | 63,893 | 293,290 | 0.56269 [c] | 670,667 | 10.5 |
| **80+** | 1.00000 | 53,423 | 0.14156 | 53,423 | 377,377 | - | 377,377 | 7.1 |
| **Perempuan** *Female* | | | | | | | | |
| **0** | 0.00604 | 604 | 0.00607 | 100,000 | 99,437 | 0.99349 [a] | 8,030,897 | 80.3 |
| **1** | 0.00112 | 111 | 0.00028 | 99,396 | 397,308 | 0.99889 [b] | 7,931,460 | 79.8 |
| **5** | 0.00092 | 92 | 0.00018 | 99,285 | 496,196 | 0.99925 | 7,534,152 | 75.9 |
| **10** | 0.00059 | 58 | 0.00012 | 99,193 | 495,822 | 0.99934 | 7,037,956 | 71.0 |
| **15** | 0.00073 | 73 | 0.00015 | 99,135 | 495,495 | 0.99883 | 6,542,134 | 66.0 |
| **20** | 0.00161 | 160 | 0.00032 | 99,063 | 494,914 | 0.99825 | 6,046,639 | 61.0 |
| **25** | 0.00189 | 187 | 0.00038 | 98,903 | 494,046 | 0.99776 | 5,551,725 | 56.1 |
| **30** | 0.00259 | 256 | 0.00052 | 98,716 | 492,938 | 0.99679 | 5,057,679 | 51.2 |
| **35** | 0.00383 | 377 | 0.00077 | 98,459 | 491,355 | 0.99540 | 4,564,742 | 46.4 |
| **40** | 0.00538 | 527 | 0.00108 | 98,082 | 489,093 | 0.99180 | 4,073,387 | 41.5 |
| **45** | 0.01103 | 1,076 | 0.00222 | 97,555 | 485,084 | 0.98705 | 3,584,294 | 36.7 |
| **50** | 0.01490 | 1,438 | 0.00300 | 96,479 | 478,800 | 0.98053 | 3,099,210 | 32.1 |
| **55** | 0.02410 | 2,291 | 0.00488 | 95,041 | 469,479 | 0.96588 | 2,620,409 | 27.6 |
| **60** | 0.04439 | 4,117 | 0.00908 | 92,750 | 453,460 | 0.94299 | 2,150,930 | 23.2 |
| **65** | 0.07021 | 6,223 | 0.01455 | 88,633 | 427,610 | 0.92285 | 1,697,471 | 19.2 |
| **70** | 0.08462 | 6,974 | 0.01767 | 82,411 | 394,618 | 0.89759 | 1,269,861 | 15.4 |
| **75** | 0.12185 | 9,192 | 0.02595 | 75,437 | 354,204 | 0.59531 [c] | 875,243 | 11.6 |
| **80+** | 1.00000 | 66,245 | 0.12714 | 66,245 | 521,038 | - | 521,038 | 7.9 |

**Nota:** *Notes:*

[a] **Daripada umur 0 hingga kumpulan umur 1-4**
*From age of 0 to age group 1-4*

[b] **Daripada umur 0, kumpulan umur 1-4 hingga kumpulan umur 5-9**
*From age of 0, age group 1-4 to age group 5-9*

[c] **Daripada umur 75 hingga 80+**
*From age of 75 to 80+*

[p] **Permulaan**
*Preliminary*

**Jadual 4.12.9: Jadual hayat ringkas mengikut jantina dan umur, Ulu Selangor, Selangor, 2025[p]**

*Table 4.12.9: Abridged life table by sex and age, Ulu Selangor, Selangor, 2025[p]*

| Umur *Age* | Kebarangkalian mati di antara umur x dan umur x+n *Probability of dying between age x and age x+n* | Bilangan kematian di antara umur x dan umur x+n *Number of deaths between age x and age x+n* | Kadar tengah mortaliti di antara umur x dan umur x+n *Central mortality rate between age x and age x+n* | Penakat (orang yang masih hidup) pada umur tepat x *Survivors at exact age x* | Bilangan orang hidup-tahun di antara umur x dan umur x+n *Number of person-years lived between age x and age x+n* | Nisbah ketakatan *Survival ratio* | Jumlah bilangan orang hidup-tahun selepas umur tepat x *Total number of person-years lived after exact age x* | Jangkaan hayat *Life expectancy* |
|---|---|---|---|---|---|---|---|---|
| x | $_nq_x$ | $_nd_x$ | $_nm_x$ | $l_x$ | $_nL_x$ | $_nS_x$ | $T_x$ | $e_x$ |
| **Lelaki dan Perempuan** *Both sexes* | | | | | | | | |
| **0** | 0.00571 | 571 | 0.00574 | 100,000 | 99,467 | 0.99397 [a] | 7,522,559 | 75.2 |
| **1** | 0.00080 | 80 | 0.00020 | 99,429 | 397,518 | 0.99916 [b] | 7,423,092 | 74.7 |
| **5** | 0.00073 | 72 | 0.00015 | 99,349 | 496,566 | 0.99898 | 7,025,574 | 70.7 |
| **10** | 0.00131 | 130 | 0.00026 | 99,277 | 496,060 | 0.99698 | 6,529,008 | 65.8 |
| **15** | 0.00472 | 468 | 0.00095 | 99,147 | 494,563 | 0.99500 | 6,032,948 | 60.8 |
| **20** | 0.00528 | 521 | 0.00106 | 98,679 | 492,091 | 0.99469 | 5,538,385 | 56.1 |
| **25** | 0.00535 | 525 | 0.00107 | 98,158 | 489,476 | 0.99399 | 5,046,294 | 51.4 |
| **30** | 0.00667 | 651 | 0.00134 | 97,633 | 486,537 | 0.99268 | 4,556,818 | 46.7 |
| **35** | 0.00798 | 774 | 0.00160 | 96,982 | 482,975 | 0.99010 | 4,070,282 | 42.0 |
| **40** | 0.01184 | 1,139 | 0.00238 | 96,208 | 478,193 | 0.98439 | 3,587,306 | 37.3 |
| **45** | 0.01942 | 1,846 | 0.00392 | 95,069 | 470,731 | 0.97761 | 3,109,113 | 32.7 |
| **50** | 0.02543 | 2,371 | 0.00515 | 93,223 | 460,189 | 0.95918 | 2,638,382 | 28.3 |
| **55** | 0.05662 | 5,144 | 0.01165 | 90,852 | 441,402 | 0.93393 | 2,178,193 | 24.0 |
| **60** | 0.07609 | 6,522 | 0.01582 | 85,708 | 412,238 | 0.90690 | 1,736,791 | 20.3 |
| **65** | 0.11151 | 8,830 | 0.02362 | 79,187 | 373,858 | 0.88209 | 1,324,552 | 16.7 |
| **70** | 0.12512 | 8,803 | 0.02669 | 70,357 | 329,776 | 0.84540 | 950,694 | 13.5 |
| **75** | 0.18831 | 11,591 | 0.04158 | 61,554 | 278,791 | 0.55100 [c] | 620,918 | 10.1 |
| **80+** | 1.00000 | 49,963 | 0.14604 | 49,963 | 342,127 | - | 342,127 | 6.8 |
| **Lelaki** *Male* | | | | | | | | |
| **0** | 0.00752 | 752 | 0.00758 | 100,000 | 99,296 | 0.99225 [a] | 7,257,866 | 72.6 |
| **1** | 0.00069 | 68 | 0.00017 | 99,248 | 396,829 | 0.99938 [b] | 7,158,570 | 72.1 |
| **5** | 0.00031 | 31 | 0.00006 | 99,179 | 495,819 | 0.99911 | 6,761,740 | 68.2 |
| **10** | 0.00147 | 146 | 0.00029 | 99,148 | 495,377 | 0.99506 | 6,265,921 | 63.2 |
| **15** | 0.00842 | 834 | 0.00169 | 99,003 | 492,930 | 0.99179 | 5,770,544 | 58.3 |
| **20** | 0.00799 | 785 | 0.00161 | 98,169 | 488,884 | 0.99255 | 5,277,614 | 53.8 |
| **25** | 0.00691 | 673 | 0.00139 | 97,385 | 485,241 | 0.99130 | 4,788,730 | 49.2 |
| **30** | 0.01051 | 1,016 | 0.00211 | 96,712 | 481,018 | 0.98868 | 4,303,489 | 44.5 |
| **35** | 0.01215 | 1,162 | 0.00244 | 95,695 | 475,571 | 0.98639 | 3,822,470 | 39.9 |
| **40** | 0.01509 | 1,426 | 0.00304 | 94,533 | 469,099 | 0.98035 | 3,346,899 | 35.4 |
| **45** | 0.02429 | 2,262 | 0.00492 | 93,107 | 459,880 | 0.97169 | 2,877,800 | 30.9 |
| **50** | 0.03242 | 2,945 | 0.00659 | 90,845 | 446,862 | 0.94737 | 2,417,920 | 26.6 |
| **55** | 0.07351 | 6,462 | 0.01526 | 87,900 | 423,344 | 0.91490 | 1,971,058 | 22.4 |
| **60** | 0.09761 | 7,949 | 0.02052 | 81,438 | 387,316 | 0.88372 | 1,547,714 | 19.0 |
| **65** | 0.13698 | 10,066 | 0.02941 | 73,489 | 342,277 | 0.85974 | 1,160,398 | 15.8 |
| **70** | 0.14406 | 9,137 | 0.03105 | 63,422 | 294,271 | 0.83008 | 818,121 | 12.9 |
| **75** | 0.20014 | 10,865 | 0.04448 | 54,286 | 244,268 | 0.53371 [c] | 523,850 | 9.6 |
| **80+** | 1.00000 | 43,421 | 0.15531 | 43,421 | 279,582 | - | 279,582 | 6.4 |
| **Perempuan** *Female* | | | | | | | | |
| **0** | 0.00382 | 382 | 0.00384 | 100,000 | 99,641 | 0.99577 [a] | 7,836,718 | 78.4 |
| **1** | 0.00092 | 92 | 0.00023 | 99,618 | 398,243 | 0.99891 [b] | 7,737,077 | 77.7 |
| **5** | 0.00116 | 116 | 0.00023 | 99,526 | 497,340 | 0.99885 | 7,338,834 | 73.7 |
| **10** | 0.00114 | 114 | 0.00023 | 99,410 | 496,768 | 0.99901 | 6,841,494 | 68.8 |
| **15** | 0.00084 | 83 | 0.00017 | 99,297 | 496,277 | 0.99848 | 6,344,726 | 63.9 |
| **20** | 0.00221 | 220 | 0.00044 | 99,214 | 495,520 | 0.99708 | 5,848,449 | 58.9 |
| **25** | 0.00363 | 359 | 0.00073 | 98,994 | 494,073 | 0.99677 | 5,352,929 | 54.1 |
| **30** | 0.00282 | 278 | 0.00057 | 98,635 | 492,479 | 0.99668 | 4,858,856 | 49.3 |
| **35** | 0.00383 | 376 | 0.00077 | 98,357 | 490,842 | 0.99392 | 4,366,377 | 44.4 |
| **40** | 0.00834 | 817 | 0.00167 | 97,980 | 487,859 | 0.98893 | 3,875,535 | 39.6 |
| **45** | 0.01383 | 1,344 | 0.00279 | 97,163 | 482,457 | 0.98423 | 3,387,676 | 34.9 |
| **50** | 0.01773 | 1,699 | 0.00358 | 95,820 | 474,849 | 0.97219 | 2,905,218 | 30.3 |
| **55** | 0.03808 | 3,584 | 0.00776 | 94,120 | 461,642 | 0.95470 | 2,430,369 | 25.8 |
| **60** | 0.05281 | 4,781 | 0.01085 | 90,536 | 440,730 | 0.93149 | 1,968,727 | 21.7 |
| **65** | 0.08510 | 7,297 | 0.01778 | 85,756 | 410,534 | 0.90618 | 1,527,997 | 17.8 |
| **70** | 0.10335 | 8,108 | 0.02180 | 78,458 | 372,020 | 0.86166 | 1,117,463 | 14.2 |
| **75** | 0.17737 | 12,478 | 0.03893 | 70,350 | 320,553 | 0.56998 [c] | 745,443 | 10.6 |
| **80+** | 1.00000 | 57,871 | 0.13620 | 57,871 | 424,890 | - | 424,890 | 7.3 |

**Nota:** *Notes:*

[a] **Daripada umur 0 hingga kumpulan umur 1-4**
*From age of 0 to age group 1-4*

[b] **Daripada umur 0, kumpulan umur 1-4 hingga kumpulan umur 5-9**
*From age of 0, age group 1-4 to age group 5-9*

[c] **Daripada umur 75 hingga 80+**
*From age of 75 to 80+*

[p] **Permulaan**
*Preliminary*

# NEGERI & DAERAH PENTADBIRAN

## *STATE & ADMINISTRATIVE DISTRICT*

# TERENGGANU

# 2025p

**Muka surat ini sengaja dibiarkan kosong**

*This page is deliberately left blank*

**Jadual 4.13: Jadual hayat ringkas mengikut jantina dan umur, Terengganu, 2025[p]**

*Table 4.13: Abridged life table by sex and age, Terengganu, 2025 [p]*

| Umur *Age* | Kebarangkalian mati di antara umur x dan umur x+n *Probability of dying between age x and age x+n* | Bilangan kematian di antara umur x dan umur x+n *Number of deaths between age x and age x+n* | Kadar tengah mortaliti di antara umur x dan umur x+n *Central mortality rate between age x and age x+n* | Penakat (orang yang masih hidup) pada umur tepat x *Survivors at exact age x* | Bilangan orang hidup-tahun di antara umur x dan umur x+n *Number of person-years lived between age x and age x+n* | Nisbah ketakatan *Survival ratio* | Jumlah bilangan orang hidup-tahun selepas umur tepat x *Total number of person-years lived after exact age x* | Jangkaan hayat *Life expectancy* |
|---|---|---|---|---|---|---|---|---|
| x | $_nq_x$ | $_nd_x$ | $_nm_x$ | $l_x$ | $_nL_x$ | $_nS_x$ | $T_x$ | $e_x$ |
| **Lelaki dan Perempuan** *Both sexes* | | | | | | | | |
| **0** | 0.00748 | 748 | 0.00753 | 100,000 | 99,306 | 0.99199 [a] | 7,256,794 | 72.6 |
| **1** | 0.00130 | 129 | 0.00032 | 99,252 | 396,688 | 0.99880 [b] | 7,157,488 | 72.1 |
| **5** | 0.00087 | 86 | 0.00017 | 99,123 | 495,400 | 0.99870 | 6,760,800 | 68.2 |
| **10** | 0.00173 | 172 | 0.00035 | 99,037 | 494,755 | 0.99746 | 6,265,400 | 63.3 |
| **15** | 0.00335 | 331 | 0.00067 | 98,865 | 493,498 | 0.99640 | 5,770,645 | 58.4 |
| **20** | 0.00384 | 379 | 0.00077 | 98,534 | 491,723 | 0.99622 | 5,277,146 | 53.6 |
| **25** | 0.00372 | 365 | 0.00075 | 98,155 | 489,863 | 0.99473 | 4,785,423 | 48.8 |
| **30** | 0.00684 | 668 | 0.00137 | 97,790 | 487,280 | 0.99138 | 4,295,560 | 43.9 |
| **35** | 0.01043 | 1,013 | 0.00210 | 97,122 | 483,077 | 0.98646 | 3,808,280 | 39.2 |
| **40** | 0.01668 | 1,603 | 0.00336 | 96,109 | 476,538 | 0.97830 | 3,325,203 | 34.6 |
| **45** | 0.02681 | 2,534 | 0.00543 | 94,506 | 466,196 | 0.96660 | 2,848,666 | 30.1 |
| **50** | 0.04016 | 3,694 | 0.00820 | 91,972 | 450,627 | 0.94986 | 2,382,470 | 25.9 |
| **55** | 0.06054 | 5,344 | 0.01249 | 88,278 | 428,032 | 0.92648 | 1,931,843 | 21.9 |
| **60** | 0.08734 | 7,244 | 0.01827 | 82,934 | 396,562 | 0.89289 | 1,503,811 | 18.1 |
| **65** | 0.12877 | 9,746 | 0.02753 | 75,690 | 354,086 | 0.84273 | 1,107,250 | 14.6 |
| **70** | 0.18998 | 12,528 | 0.04198 | 65,944 | 298,400 | 0.76162 | 753,163 | 11.4 |
| **75** | 0.29814 | 15,926 | 0.07007 | 53,416 | 227,266 | 0.50025 [c] | 454,763 | 8.5 |
| **80+** | 1.00000 | 37,490 | 0.16479 | 37,490 | 227,497 | - | 227,497 | 6.1 |
| **Lelaki** *Male* | | | | | | | | |
| **0** | 0.00766 | 766 | 0.00772 | 100,000 | 99,283 | 0.99176 [a] | 7,018,184 | 70.2 |
| **1** | 0.00145 | 144 | 0.00036 | 99,234 | 396,595 | 0.99861 [b] | 6,918,901 | 69.7 |
| **5** | 0.00106 | 105 | 0.00021 | 99,090 | 495,189 | 0.99836 | 6,522,305 | 65.8 |
| **10** | 0.00222 | 220 | 0.00044 | 98,985 | 494,378 | 0.99623 | 6,027,116 | 60.9 |
| **15** | 0.00533 | 526 | 0.00107 | 98,766 | 492,513 | 0.99478 | 5,532,739 | 56.0 |
| **20** | 0.00511 | 502 | 0.00102 | 98,240 | 489,943 | 0.99504 | 5,040,226 | 51.3 |
| **25** | 0.00482 | 471 | 0.00097 | 97,738 | 487,511 | 0.99336 | 4,550,282 | 46.6 |
| **30** | 0.00847 | 824 | 0.00170 | 97,267 | 484,272 | 0.98940 | 4,062,771 | 41.8 |
| **35** | 0.01274 | 1,228 | 0.00256 | 96,442 | 479,141 | 0.98301 | 3,578,499 | 37.1 |
| **40** | 0.02130 | 2,028 | 0.00431 | 95,214 | 471,000 | 0.97307 | 3,099,359 | 32.6 |
| **45** | 0.03268 | 3,045 | 0.00664 | 93,186 | 458,318 | 0.95831 | 2,628,358 | 28.2 |
| **50** | 0.05101 | 4,598 | 0.01047 | 90,141 | 439,210 | 0.93584 | 2,170,041 | 24.1 |
| **55** | 0.07802 | 6,674 | 0.01624 | 85,543 | 411,031 | 0.90850 | 1,730,831 | 20.2 |
| **60** | 0.10613 | 8,370 | 0.02241 | 78,869 | 373,421 | 0.86846 | 1,319,800 | 16.7 |
| **65** | 0.15997 | 11,277 | 0.03477 | 70,499 | 324,302 | 0.81107 | 946,379 | 13.4 |
| **70** | 0.22342 | 13,231 | 0.05030 | 59,222 | 263,030 | 0.72328 | 622,077 | 10.5 |
| **75** | 0.34536 | 15,883 | 0.08349 | 45,991 | 190,244 | 0.47014 [c] | 359,047 | 7.8 |
| **80+** | 1.00000 | 30,107 | 0.17836 | 30,107 | 168,803 | - | 168,803 | 5.6 |
| **Perempuan** *Female* | | | | | | | | |
| **0** | 0.00729 | 729 | 0.00734 | 100,000 | 99,324 | 0.99226 [a] | 7,523,663 | 75.2 |
| **1** | 0.00114 | 113 | 0.00028 | 99,271 | 396,804 | 0.99898 [b] | 7,424,340 | 74.8 |
| **5** | 0.00068 | 67 | 0.00014 | 99,158 | 495,623 | 0.99905 | 7,027,536 | 70.9 |
| **10** | 0.00122 | 121 | 0.00024 | 99,091 | 495,153 | 0.99878 | 6,531,913 | 65.9 |
| **15** | 0.00122 | 121 | 0.00024 | 98,970 | 494,548 | 0.99817 | 6,036,760 | 61.0 |
| **20** | 0.00243 | 240 | 0.00049 | 98,849 | 493,645 | 0.99753 | 5,542,212 | 56.1 |
| **25** | 0.00250 | 247 | 0.00050 | 98,609 | 492,427 | 0.99630 | 5,048,567 | 51.2 |
| **30** | 0.00489 | 481 | 0.00098 | 98,362 | 490,607 | 0.99367 | 4,556,140 | 46.3 |
| **35** | 0.00777 | 761 | 0.00156 | 97,881 | 487,503 | 0.99039 | 4,065,533 | 41.5 |
| **40** | 0.01147 | 1,114 | 0.00231 | 97,120 | 482,815 | 0.98402 | 3,578,030 | 36.8 |
| **45** | 0.02054 | 1,972 | 0.00415 | 96,006 | 475,099 | 0.97501 | 3,095,215 | 32.2 |
| **50** | 0.02954 | 2,777 | 0.00600 | 94,034 | 463,225 | 0.96319 | 2,620,116 | 27.9 |
| **55** | 0.04431 | 4,044 | 0.00906 | 91,256 | 446,173 | 0.94334 | 2,156,890 | 23.6 |
| **60** | 0.06958 | 6,068 | 0.01442 | 87,213 | 420,893 | 0.91552 | 1,710,718 | 19.6 |
| **65** | 0.10050 | 8,155 | 0.02116 | 81,144 | 385,334 | 0.87167 | 1,289,825 | 15.9 |
| **70** | 0.15926 | 11,625 | 0.03461 | 72,989 | 335,884 | 0.79700 | 904,492 | 12.4 |
| **75** | 0.25502 | 15,649 | 0.05846 | 61,365 | 267,700 | 0.52920 [c] | 568,608 | 9.3 |
| **80+** | 1.00000 | 45,715 | 0.15192 | 45,715 | 300,908 | - | 300,908 | 6.6 |

**Nota:** *Notes:*

[a] **Daripada umur 0 hingga kumpulan umur 1-4**
*From age of 0 to age group 1-4*

[b] **Daripada umur 0, kumpulan umur 1-4 hingga kumpulan umur 5-9**
*From age of 0, age group 1-4 to age group 5-9*

[c] **Daripada umur 75 hingga 80+**
*From age of 75 to 80+*

[p] **Permulaan**
*Preliminary*

**Jadual 4.13.1: Jadual hayat ringkas mengikut jantina dan umur, Besut, Terengganu, 2025[p]**

*Table 4.13.1: Abridged life table by sex and age, Besut, Terengganu, 2025[p]*

| **Umur** *Age* | **Kebarangkalian mati di antara umur x dan umur x+n** *Probability of dying between age x and age x+n* | **Bilangan kematian di antara umur x dan umur x+n** *Number of deaths between age x and age x+n* | **Kadar tengah mortaliti di antara umur x dan umur x+n** *Central mortality rate between age x and age x+n* | **Penakat (orang yang masih hidup) pada umur tepat x** *Survivors at exact age x* | **Bilangan orang hidup-tahun di antara umur x dan umur x+n** *Number of person-years lived between age x and age x+n* | **Nisbah ketakatan** *Survival ratio* | **Jumlah bilangan orang hidup-tahun selepas umur tepat x** *Total number of person-years lived after exact age x* | **Jangkaan hayat** *Life expectancy* |
|---|---|---|---|---|---|---|---|---|
| **x** | $_nq_x$ | $_nd_x$ | $_nm_x$ | $l_x$ | $_nL_x$ | $_nS_x$ | $T_x$ | $e_x$ |
| **Lelaki dan Perempuan** *Both sexes* | | | | | | | | |
| **0** | 0.00657 | 657 | 0.00661 | 100,000 | 99,389 | 0.99271 [a] | 7,192,919 | 71.9 |
| **1** | 0.00166 | 165 | 0.00042 | 99,343 | 396,964 | 0.99855 [b] | 7,093,530 | 71.4 |
| **5** | 0.00104 | 103 | 0.00021 | 99,179 | 495,636 | 0.99784 | 6,696,566 | 67.5 |
| **10** | 0.00328 | 325 | 0.00066 | 99,076 | 494,564 | 0.99618 | 6,200,930 | 62.6 |
| **15** | 0.00436 | 430 | 0.00087 | 98,750 | 492,675 | 0.99466 | 5,706,365 | 57.8 |
| **20** | 0.00633 | 623 | 0.00127 | 98,320 | 490,043 | 0.99409 | 5,213,690 | 53.0 |
| **25** | 0.00549 | 537 | 0.00110 | 97,697 | 487,144 | 0.99318 | 4,723,648 | 48.3 |
| **30** | 0.00816 | 793 | 0.00164 | 97,161 | 483,822 | 0.98914 | 4,236,503 | 43.6 |
| **35** | 0.01359 | 1,309 | 0.00274 | 96,368 | 478,567 | 0.98271 | 3,752,681 | 38.9 |
| **40** | 0.02104 | 2,000 | 0.00425 | 95,059 | 470,294 | 0.97428 | 3,274,114 | 34.4 |
| **45** | 0.03050 | 2,838 | 0.00619 | 93,059 | 458,200 | 0.96170 | 2,803,820 | 30.1 |
| **50** | 0.04635 | 4,181 | 0.00949 | 90,221 | 440,651 | 0.95002 | 2,345,620 | 26.0 |
| **55** | 0.05379 | 4,628 | 0.01105 | 86,040 | 418,629 | 0.93066 | 1,904,969 | 22.1 |
| **60** | 0.08579 | 6,984 | 0.01793 | 81,412 | 389,599 | 0.89626 | 1,486,340 | 18.3 |
| **65** | 0.12339 | 9,183 | 0.02630 | 74,428 | 349,181 | 0.84425 | 1,096,741 | 14.7 |
| **70** | 0.19267 | 12,571 | 0.04264 | 65,244 | 294,795 | 0.76452 | 747,560 | 11.5 |
| **75** | 0.28850 | 15,196 | 0.06743 | 52,674 | 225,377 | 0.50222 [c] | 452,765 | 8.6 |
| **80+** | 1.00000 | 37,477 | 0.16482 | 37,477 | 227,388 | - | 227,388 | 6.1 |
| **Lelaki** *Male* | | | | | | | | |
| **0** | 0.00566 | 566 | 0.00569 | 100,000 | 99,467 | 0.99390 [a] | 6,902,297 | 69.0 |
| **1** | 0.00108 | 107 | 0.00027 | 99,434 | 397,482 | 0.99876 [b] | 6,802,830 | 68.4 |
| **5** | 0.00122 | 121 | 0.00024 | 99,327 | 496,330 | 0.99693 | 6,405,348 | 64.5 |
| **10** | 0.00491 | 488 | 0.00099 | 99,206 | 494,809 | 0.99444 | 5,909,018 | 59.6 |
| **15** | 0.00620 | 613 | 0.00124 | 98,718 | 492,058 | 0.99323 | 5,414,210 | 54.8 |
| **20** | 0.00734 | 720 | 0.00147 | 98,105 | 488,727 | 0.99254 | 4,922,151 | 50.2 |
| **25** | 0.00759 | 739 | 0.00152 | 97,385 | 485,079 | 0.99096 | 4,433,424 | 45.5 |
| **30** | 0.01050 | 1,015 | 0.00211 | 96,646 | 480,696 | 0.98647 | 3,948,345 | 40.9 |
| **35** | 0.01659 | 1,587 | 0.00335 | 95,632 | 474,192 | 0.97782 | 3,467,649 | 36.3 |
| **40** | 0.02787 | 2,621 | 0.00565 | 94,045 | 463,672 | 0.96591 | 2,993,457 | 31.8 |
| **45** | 0.04049 | 3,702 | 0.00827 | 91,424 | 447,865 | 0.94903 | 2,529,785 | 27.7 |
| **50** | 0.06189 | 5,429 | 0.01277 | 87,722 | 425,039 | 0.93502 | 2,081,919 | 23.7 |
| **55** | 0.06827 | 5,618 | 0.01414 | 82,293 | 397,422 | 0.90957 | 1,656,880 | 20.1 |
| **60** | 0.11421 | 8,757 | 0.02423 | 76,675 | 361,482 | 0.85770 | 1,259,459 | 16.4 |
| **65** | 0.17400 | 11,818 | 0.03812 | 67,918 | 310,045 | 0.80302 | 897,976 | 13.2 |
| **70** | 0.22480 | 12,611 | 0.05065 | 56,100 | 248,972 | 0.72497 | 587,932 | 10.5 |
| **75** | 0.33983 | 14,779 | 0.08188 | 43,489 | 180,498 | 0.46749 [c] | 338,959 | 7.8 |
| **80+** | 1.00000 | 28,710 | 0.18118 | 28,710 | 158,462 | - | 158,462 | 5.5 |
| **Perempuan** *Female* | | | | | | | | |
| **0** | 0.00751 | 751 | 0.00756 | 100,000 | 99,303 | 0.99148 [a] | 7,516,766 | 75.2 |
| **1** | 0.00227 | 225 | 0.00057 | 99,249 | 396,435 | 0.99832 [b] | 7,417,463 | 74.7 |
| **5** | 0.00085 | 84 | 0.00017 | 99,024 | 494,907 | 0.99883 | 7,021,028 | 70.9 |
| **10** | 0.00148 | 147 | 0.00030 | 98,939 | 494,330 | 0.99807 | 6,526,120 | 66.0 |
| **15** | 0.00237 | 234 | 0.00047 | 98,793 | 493,378 | 0.99621 | 6,031,790 | 61.1 |
| **20** | 0.00522 | 514 | 0.00105 | 98,559 | 491,508 | 0.99575 | 5,538,412 | 56.2 |
| **25** | 0.00327 | 321 | 0.00065 | 98,044 | 489,420 | 0.99564 | 5,046,904 | 51.5 |
| **30** | 0.00545 | 533 | 0.00109 | 97,724 | 487,287 | 0.99223 | 4,557,484 | 46.6 |
| **35** | 0.01011 | 982 | 0.00203 | 97,191 | 483,498 | 0.98813 | 4,070,197 | 41.9 |
| **40** | 0.01364 | 1,313 | 0.00275 | 96,209 | 477,761 | 0.98306 | 3,586,699 | 37.3 |
| **45** | 0.02028 | 1,925 | 0.00410 | 94,896 | 469,668 | 0.97418 | 3,108,938 | 32.8 |
| **50** | 0.03148 | 2,926 | 0.00640 | 92,971 | 457,541 | 0.96397 | 2,639,270 | 28.4 |
| **55** | 0.04073 | 3,668 | 0.00832 | 90,045 | 441,055 | 0.95015 | 2,181,730 | 24.2 |
| **60** | 0.05936 | 5,127 | 0.01224 | 86,377 | 419,067 | 0.93177 | 1,740,674 | 20.2 |
| **65** | 0.07767 | 6,311 | 0.01616 | 81,250 | 390,472 | 0.88098 | 1,321,607 | 16.3 |
| **70** | 0.16385 | 12,279 | 0.03569 | 74,939 | 343,999 | 0.79686 | 931,135 | 12.4 |
| **75** | 0.25013 | 15,673 | 0.05718 | 62,661 | 274,120 | 0.53312 [c] | 587,135 | 9.4 |
| **80+** | 1.00000 | 46,987 | 0.15011 | 46,987 | 313,016 | - | 313,016 | 6.7 |

**Nota:** *Notes:*

[a] **Daripada umur 0 hingga kumpulan umur 1-4**
*From age of 0 to age group 1-4*

[b] **Daripada umur 0, kumpulan umur 1-4 hingga kumpulan umur 5-9**
*From age of 0, age group 1-4 to age group 5-9*

[c] **Daripada umur 75 hingga 80+**
*From age of 75 to 80+*

[p] **Permulaan**
*Preliminary*

**Jadual 4.13.2: Jadual hayat ringkas mengikut jantina dan umur, Dungun, Terengganu, 2025[P]**

*Table 4.13.2: Abridged life table by sex and age, Dungun, Terengganu, 2025 [P]*

| **Umur** *Age* | **Kebarangkalian mati di antara umur x dan umur x+n** *Probability of dying between age x and age x+n* | **Bilangan kematian di antara umur x dan umur x+n** *Number of deaths between age x and age x+n* | **Kadar tengah mortaliti di antara umur x dan umur x+n** *Central mortality rate between age x and age x+n* | **Penakat (orang yang masih hidup) pada umur tepat x** *Survivors at exact age x* | **Bilangan orang hidup-tahun di antara umur x dan umur x+n** *Number of person-years lived between age x and age x+n* | **Nisbah ketakatan** *Survival ratio* | **Jumlah bilangan orang hidup-tahun selepas umur tepat x** *Total number of person-years lived after exact age x* | **Jangkaan hayat** *Life expectancy* |
|---|---|---|---|---|---|---|---|---|
| **x** | $_nq_x$ | $_nd_x$ | $_nm_x$ | $l_x$ | $_nL_x$ | $_nS_x$ | $T_x$ | $e_x$ |
| **Lelaki dan Perempuan** *Both sexes* | | | | | | | | |
| **0** | 0.00945 | 945 | 0.00954 | 100,000 | 99,129 | 0.99030 [a] | 7,141,038 | 71.4 |
| **1** | 0.00079 | 79 | 0.00020 | 99,055 | 396,023 | 0.99896 [b] | 7,041,909 | 71.1 |
| **5** | 0.00099 | 98 | 0.00020 | 98,976 | 494,635 | 0.99867 | 6,645,886 | 67.1 |
| **10** | 0.00167 | 166 | 0.00034 | 98,878 | 493,975 | 0.99779 | 6,151,251 | 62.2 |
| **15** | 0.00274 | 271 | 0.00055 | 98,712 | 492,884 | 0.99716 | 5,657,276 | 57.3 |
| **20** | 0.00293 | 289 | 0.00059 | 98,442 | 491,486 | 0.99660 | 5,164,392 | 52.5 |
| **25** | 0.00387 | 380 | 0.00077 | 98,153 | 489,815 | 0.99407 | 4,672,906 | 47.6 |
| **30** | 0.00800 | 782 | 0.00161 | 97,773 | 486,911 | 0.98949 | 4,183,091 | 42.8 |
| **35** | 0.01303 | 1,264 | 0.00262 | 96,991 | 481,796 | 0.98357 | 3,696,180 | 38.1 |
| **40** | 0.01988 | 1,903 | 0.00402 | 95,727 | 473,879 | 0.97700 | 3,214,384 | 33.6 |
| **45** | 0.02619 | 2,457 | 0.00531 | 93,824 | 462,980 | 0.96715 | 2,740,505 | 29.2 |
| **50** | 0.03970 | 3,627 | 0.00810 | 91,368 | 447,771 | 0.94625 | 2,277,525 | 24.9 |
| **55** | 0.06840 | 6,001 | 0.01416 | 87,741 | 423,701 | 0.91914 | 1,829,755 | 20.9 |
| **60** | 0.09425 | 7,704 | 0.01978 | 81,740 | 389,439 | 0.87718 | 1,406,054 | 17.2 |
| **65** | 0.15437 | 11,429 | 0.03346 | 74,036 | 341,607 | 0.82104 | 1,016,615 | 13.7 |
| **70** | 0.20805 | 13,025 | 0.04644 | 62,607 | 280,472 | 0.73359 | 675,007 | 10.8 |
| **75** | 0.34011 | 16,863 | 0.08196 | 49,582 | 205,751 | 0.47850 [c] | 394,535 | 8.0 |
| **80+** | 1.00000 | 32,719 | 0.17331 | 32,719 | 188,784 | - | 188,784 | 5.8 |
| **Lelaki** *Male* | | | | | | | | |
| **0** | 0.00980 | 980 | 0.00989 | 100,000 | 99,090 | 0.99007 [a] | 6,925,103 | 69.3 |
| **1** | 0.00058 | 57 | 0.00015 | 99,020 | 395,945 | 0.99900 [b] | 6,826,013 | 68.9 |
| **5** | 0.00112 | 111 | 0.00022 | 98,963 | 494,539 | 0.99861 | 6,430,068 | 65.0 |
| **10** | 0.00167 | 165 | 0.00033 | 98,852 | 493,850 | 0.99695 | 5,935,529 | 60.0 |
| **15** | 0.00443 | 437 | 0.00089 | 98,687 | 492,344 | 0.99547 | 5,441,679 | 55.1 |
| **20** | 0.00463 | 455 | 0.00093 | 98,250 | 490,114 | 0.99494 | 4,949,335 | 50.4 |
| **25** | 0.00550 | 538 | 0.00110 | 97,795 | 487,633 | 0.99238 | 4,459,220 | 45.6 |
| **30** | 0.00975 | 948 | 0.00196 | 97,258 | 483,919 | 0.98694 | 3,971,587 | 40.8 |
| **35** | 0.01641 | 1,580 | 0.00331 | 96,310 | 477,599 | 0.98016 | 3,487,669 | 36.2 |
| **40** | 0.02333 | 2,210 | 0.00472 | 94,730 | 468,125 | 0.97287 | 3,010,070 | 31.8 |
| **45** | 0.03101 | 2,869 | 0.00630 | 92,520 | 455,427 | 0.96082 | 2,541,945 | 27.5 |
| **50** | 0.04761 | 4,268 | 0.00975 | 89,651 | 437,582 | 0.93139 | 2,086,518 | 23.3 |
| **55** | 0.09066 | 7,741 | 0.01899 | 85,382 | 407,560 | 0.89439 | 1,648,936 | 19.3 |
| **60** | 0.12204 | 9,476 | 0.02599 | 77,642 | 364,519 | 0.85440 | 1,241,376 | 16.0 |
| **65** | 0.17243 | 11,754 | 0.03774 | 68,166 | 311,445 | 0.79551 | 876,857 | 12.9 |
| **70** | 0.24323 | 13,721 | 0.05538 | 56,412 | 247,758 | 0.70036 | 565,412 | 10.0 |
| **75** | 0.37418 | 15,974 | 0.09206 | 42,691 | 173,520 | 0.45374 [c] | 317,653 | 7.4 |
| **80+** | 1.00000 | 26,717 | 0.18536 | 26,717 | 144,133 | - | 144,133 | 5.4 |
| **Perempuan** *Female* | | | | | | | | |
| **0** | 0.00909 | 909 | 0.00917 | 100,000 | 99,161 | 0.99054 [a] | 7,384,671 | 73.8 |
| **1** | 0.00102 | 101 | 0.00026 | 99,091 | 396,111 | 0.99891 [b] | 7,285,510 | 73.5 |
| **5** | 0.00087 | 86 | 0.00017 | 98,989 | 494,732 | 0.99872 | 6,889,399 | 69.6 |
| **10** | 0.00168 | 166 | 0.00034 | 98,903 | 494,101 | 0.99869 | 6,394,667 | 64.7 |
| **15** | 0.00094 | 93 | 0.00019 | 98,737 | 493,453 | 0.99895 | 5,900,566 | 59.8 |
| **20** | 0.00116 | 114 | 0.00023 | 98,644 | 492,933 | 0.99840 | 5,407,114 | 54.8 |
| **25** | 0.00205 | 202 | 0.00041 | 98,529 | 492,143 | 0.99616 | 4,914,180 | 49.9 |
| **30** | 0.00563 | 553 | 0.00113 | 98,328 | 490,256 | 0.99263 | 4,422,037 | 45.0 |
| **35** | 0.00911 | 891 | 0.00183 | 97,774 | 486,645 | 0.98745 | 3,931,781 | 40.2 |
| **40** | 0.01603 | 1,553 | 0.00323 | 96,883 | 480,535 | 0.98154 | 3,445,137 | 35.6 |
| **45** | 0.02092 | 1,995 | 0.00423 | 95,331 | 471,667 | 0.97359 | 2,964,602 | 31.1 |
| **50** | 0.03201 | 2,988 | 0.00651 | 93,336 | 459,211 | 0.96063 | 2,492,935 | 26.7 |
| **55** | 0.04697 | 4,244 | 0.00962 | 90,348 | 441,133 | 0.94259 | 2,033,724 | 22.5 |
| **60** | 0.06837 | 5,887 | 0.01416 | 86,105 | 415,806 | 0.89839 | 1,592,591 | 18.5 |
| **65** | 0.13729 | 11,013 | 0.02948 | 80,218 | 373,556 | 0.84504 | 1,176,785 | 14.7 |
| **70** | 0.17544 | 12,141 | 0.03846 | 69,205 | 315,670 | 0.76581 | 803,229 | 11.6 |
| **75** | 0.30544 | 17,429 | 0.07210 | 57,063 | 241,744 | 0.50418 [c] | 487,559 | 8.5 |
| **80+** | 1.00000 | 39,634 | 0.16123 | 39,634 | 245,815 | - | 245,815 | 6.2 |

**Nota:** *Notes:*

[a] **Daripada umur 0 hingga kumpulan umur 1-4**
*From age of 0 to age group 1-4*

[b] **Daripada umur 0, kumpulan umur 1-4 hingga kumpulan umur 5-9**
*From age of 0, age group 1-4 to age group 5-9*

[c] **Daripada umur 75 hingga 80+**
*From age of 75 to 80+*

[P] **Permulaan**
*Preliminary*

**Jadual 4.13.3: Jadual hayat ringkas mengikut jantina dan umur, Kemaman, Terengganu, 2025[p]**

*Table 4.13.3: Abridged life table by sex and age, Kemaman, Terengganu, 2025[p]*

| **Umur** *Age* | **Kebarangkalian mati di antara umur x dan umur x+n** *Probability of dying between age x and age x+n* | **Bilangan kematian di antara umur x dan umur x+n** *Number of deaths between age x and age x+n* | **Kadar tengah mortaliti di antara umur x dan umur x+n** *Central mortality rate between age x and age x+n* | **Penakat (orang yang masih hidup) pada umur tepat x** *Survivors at exact age x* | **Bilangan orang hidup-tahun di antara umur x dan umur x+n** *Number of person-years lived between age x and age x+n* | **Nisbah ketakatan** *Survival ratio* | **Jumlah bilangan orang hidup-tahun selepas umur tepat x** *Total number of person-years lived after exact age x* | **Jangkaan hayat** *Life expectancy* |
|---|---|---|---|---|---|---|---|---|
| **x** | $_nq_x$ | $_nd_x$ | $_nm_x$ | $l_x$ | $_nL_x$ | $_nS_x$ | $T_x$ | $e_x$ |
| **Lelaki dan Perempuan** *Both sexes* | | | | | | | | |
| **0** | 0.00923 | 923 | 0.00931 | 100,000 | 99,149 | 0.99018 [a] | 7,246,055 | 72.5 |
| **1** | 0.00150 | 148 | 0.00037 | 99,077 | 395,940 | 0.99886 [b] | 7,146,906 | 72.1 |
| **5** | 0.00048 | 47 | 0.00010 | 98,929 | 494,526 | 0.99918 | 6,750,966 | 68.2 |
| **10** | 0.00116 | 114 | 0.00023 | 98,882 | 494,122 | 0.99814 | 6,256,440 | 63.3 |
| **15** | 0.00256 | 253 | 0.00051 | 98,767 | 493,204 | 0.99692 | 5,762,318 | 58.3 |
| **20** | 0.00361 | 355 | 0.00072 | 98,515 | 491,684 | 0.99637 | 5,269,114 | 53.5 |
| **25** | 0.00365 | 359 | 0.00073 | 98,159 | 489,899 | 0.99518 | 4,777,429 | 48.7 |
| **30** | 0.00599 | 585 | 0.00120 | 97,800 | 487,539 | 0.99417 | 4,287,530 | 43.8 |
| **35** | 0.00567 | 551 | 0.00114 | 97,215 | 484,698 | 0.99273 | 3,799,992 | 39.1 |
| **40** | 0.00888 | 858 | 0.00178 | 96,664 | 481,176 | 0.98477 | 3,315,293 | 34.3 |
| **45** | 0.02163 | 2,072 | 0.00437 | 95,806 | 473,849 | 0.97255 | 2,834,118 | 29.6 |
| **50** | 0.03339 | 3,130 | 0.00679 | 93,734 | 460,843 | 0.95526 | 2,360,269 | 25.2 |
| **55** | 0.05649 | 5,118 | 0.01163 | 90,604 | 440,223 | 0.92729 | 1,899,426 | 21.0 |
| **60** | 0.08990 | 7,685 | 0.01883 | 85,486 | 408,214 | 0.88165 | 1,459,203 | 17.1 |
| **65** | 0.14961 | 11,640 | 0.03234 | 77,800 | 359,902 | 0.82474 | 1,050,989 | 13.5 |
| **70** | 0.20543 | 13,591 | 0.04579 | 66,161 | 296,824 | 0.71199 | 691,087 | 10.4 |
| **75** | 0.39195 | 20,604 | 0.09750 | 52,569 | 211,335 | 0.46397 [c] | 394,262 | 7.5 |
| **80+** | 1.00000 | 31,965 | 0.17474 | 31,965 | 182,928 | - | 182,928 | 5.7 |
| **Lelaki** *Male* | | | | | | | | |
| **0** | 0.01064 | 1,064 | 0.01074 | 100,000 | 99,014 | 0.98846 [a] | 7,059,950 | 70.6 |
| **1** | 0.00224 | 222 | 0.00056 | 98,936 | 395,217 | 0.99826 [b] | 6,960,936 | 70.4 |
| **5** | 0.00082 | 81 | 0.00016 | 98,714 | 493,369 | 0.99877 | 6,565,719 | 66.5 |
| **10** | 0.00165 | 162 | 0.00033 | 98,633 | 492,761 | 0.99725 | 6,072,349 | 61.6 |
| **15** | 0.00385 | 379 | 0.00077 | 98,471 | 491,408 | 0.99573 | 5,579,589 | 56.7 |
| **20** | 0.00470 | 461 | 0.00094 | 98,092 | 489,308 | 0.99612 | 5,088,181 | 51.9 |
| **25** | 0.00306 | 298 | 0.00061 | 97,631 | 487,410 | 0.99500 | 4,598,872 | 47.1 |
| **30** | 0.00695 | 677 | 0.00140 | 97,333 | 484,972 | 0.99316 | 4,111,463 | 42.2 |
| **35** | 0.00672 | 649 | 0.00135 | 96,656 | 481,656 | 0.99118 | 3,626,491 | 37.5 |
| **40** | 0.01095 | 1,051 | 0.00220 | 96,007 | 477,406 | 0.98275 | 3,144,835 | 32.8 |
| **45** | 0.02362 | 2,243 | 0.00478 | 94,956 | 469,171 | 0.96752 | 2,667,429 | 28.1 |
| **50** | 0.04154 | 3,851 | 0.00848 | 92,713 | 453,934 | 0.94443 | 2,198,258 | 23.7 |
| **55** | 0.07020 | 6,238 | 0.01455 | 88,861 | 428,709 | 0.91262 | 1,744,325 | 19.6 |
| **60** | 0.10585 | 8,746 | 0.02235 | 82,623 | 391,250 | 0.85755 | 1,315,615 | 15.9 |
| **65** | 0.18337 | 13,547 | 0.04038 | 73,877 | 335,518 | 0.78885 | 924,365 | 12.5 |
| **70** | 0.24516 | 14,790 | 0.05588 | 60,330 | 264,675 | 0.68191 | 588,847 | 9.8 |
| **75** | 0.41471 | 18,886 | 0.10464 | 45,540 | 180,484 | 0.44325 [c] | 324,172 | 7.1 |
| **80+** | 1.00000 | 26,654 | 0.18550 | 26,654 | 143,688 | - | 143,688 | 5.4 |
| **Perempuan** *Female* | | | | | | | | |
| **0** | 0.00780 | 780 | 0.00786 | 100,000 | 99,277 | 0.99197 [a] | 7,466,074 | 74.7 |
| **1** | 0.00069 | 69 | 0.00017 | 99,220 | 396,709 | 0.99946 [b] | 7,366,796 | 74.2 |
| **5** | 0.00015 | 15 | 0.00003 | 99,151 | 495,718 | 0.99960 | 6,970,087 | 70.3 |
| **10** | 0.00065 | 65 | 0.00013 | 99,136 | 495,518 | 0.99907 | 6,474,369 | 65.3 |
| **15** | 0.00120 | 119 | 0.00024 | 99,071 | 495,059 | 0.99829 | 5,978,851 | 60.3 |
| **20** | 0.00223 | 220 | 0.00045 | 98,952 | 494,211 | 0.99662 | 5,483,792 | 55.4 |
| **25** | 0.00454 | 448 | 0.00091 | 98,732 | 492,538 | 0.99536 | 4,989,581 | 50.5 |
| **30** | 0.00473 | 465 | 0.00095 | 98,283 | 490,255 | 0.99544 | 4,497,043 | 45.8 |
| **35** | 0.00438 | 428 | 0.00088 | 97,818 | 488,021 | 0.99463 | 4,006,788 | 41.0 |
| **40** | 0.00637 | 621 | 0.00128 | 97,390 | 485,399 | 0.98718 | 3,518,766 | 36.1 |
| **45** | 0.01930 | 1,868 | 0.00390 | 96,769 | 479,178 | 0.97832 | 3,033,367 | 31.3 |
| **50** | 0.02411 | 2,288 | 0.00488 | 94,902 | 468,788 | 0.96674 | 2,554,189 | 26.9 |
| **55** | 0.04263 | 3,948 | 0.00871 | 92,613 | 453,196 | 0.94230 | 2,085,401 | 22.5 |
| **60** | 0.07343 | 6,511 | 0.01525 | 88,665 | 427,048 | 0.90574 | 1,632,205 | 18.4 |
| **65** | 0.11675 | 9,591 | 0.02480 | 82,154 | 386,793 | 0.86077 | 1,205,157 | 14.7 |
| **70** | 0.16469 | 11,950 | 0.03589 | 72,563 | 332,939 | 0.74531 | 818,364 | 11.3 |
| **75** | 0.36244 | 21,969 | 0.08853 | 60,613 | 248,141 | 0.48882 [c] | 485,425 | 8.0 |
| **80+** | 1.00000 | 38,644 | 0.16286 | 38,644 | 237,284 | - | 237,284 | 6.1 |

**Nota:** *Notes:*

[a] **Daripada umur 0 hingga kumpulan umur 1-4**
*From age of 0 to age group 1-4*

[b] **Daripada umur 0, kumpulan umur 1-4 hingga kumpulan umur 5-9**
*From age of 0, age group 1-4 to age group 5-9*

[c] **Daripada umur 75 hingga 80+**
*From age of 75 to 80+*

[p] **Permulaan**
*Preliminary*

**Jadual 4.13.4: Jadual hayat ringkas mengikut jantina dan umur, Kuala Terengganu, Terengganu, 2025[p]**

*Table 4.13.4: Abridged life table by sex and age, Kuala Terengganu, Terengganu, 2025 [p]*

| **Umur** *Age* | **Kebarangkalian mati di antara umur x dan umur x+n** *Probability of dying between age x and age x+n* | **Bilangan kematian di antara umur x dan umur x+n** *Number of deaths between age x and age x+n* | **Kadar tengah mortaliti di antara umur x dan umur x+n** *Central mortality rate between age x and age x+n* | **Penakat (orang yang masih hidup) pada umur tepat x** *Survivors at exact age x* | **Bilangan orang hidup-tahun di antara umur x dan umur x+n** *Number of person-years lived between age x and age x+n* | **Nisbah ketakatan** *Survival ratio* | **Jumlah bilangan orang hidup-tahun selepas umur tepat x** *Total number of person-years lived after exact age x* | **Jangkaan hayat** *Life expectancy* |
|---|---|---|---|---|---|---|---|---|
| **x** | $_nq_x$ | $_nd_x$ | $_nm_x$ | $l_x$ | $_nL_x$ | $_nS_x$ | $T_x$ | $e_x$ |
| **Lelaki dan Perempuan** *Both sexes* | | | | | | | | |
| **0** | 0.00672 | 672 | 0.00677 | 100,000 | 99,375 | 0.99272 [a] | 7,228,653 | 72.3 |
| **1** | 0.00132 | 131 | 0.00033 | 99,328 | 396,984 | 0.99879 [b] | 7,129,278 | 71.8 |
| **5** | 0.00091 | 90 | 0.00018 | 99,196 | 495,757 | 0.99882 | 6,732,294 | 67.9 |
| **10** | 0.00146 | 145 | 0.00029 | 99,106 | 495,170 | 0.99759 | 6,236,537 | 62.9 |
| **15** | 0.00337 | 333 | 0.00068 | 98,962 | 493,975 | 0.99669 | 5,741,367 | 58.0 |
| **20** | 0.00325 | 320 | 0.00065 | 98,628 | 492,341 | 0.99684 | 5,247,392 | 53.2 |
| **25** | 0.00307 | 302 | 0.00061 | 98,308 | 490,786 | 0.99512 | 4,755,051 | 48.4 |
| **30** | 0.00670 | 656 | 0.00134 | 98,006 | 488,391 | 0.99106 | 4,264,265 | 43.5 |
| **35** | 0.01119 | 1,089 | 0.00225 | 97,350 | 484,027 | 0.98401 | 3,775,874 | 38.8 |
| **40** | 0.02084 | 2,006 | 0.00421 | 96,261 | 476,289 | 0.97232 | 3,291,847 | 34.2 |
| **45** | 0.03467 | 3,268 | 0.00706 | 94,255 | 463,105 | 0.96257 | 2,815,558 | 29.9 |
| **50** | 0.04029 | 3,666 | 0.00822 | 90,987 | 445,771 | 0.94645 | 2,352,454 | 25.9 |
| **55** | 0.06737 | 5,883 | 0.01394 | 87,321 | 421,900 | 0.91757 | 1,906,683 | 21.8 |
| **60** | 0.09857 | 8,028 | 0.02074 | 81,439 | 387,124 | 0.89227 | 1,484,783 | 18.2 |
| **65** | 0.11789 | 8,654 | 0.02505 | 73,411 | 345,419 | 0.85061 | 1,097,659 | 15.0 |
| **70** | 0.18511 | 11,987 | 0.04080 | 64,757 | 293,816 | 0.77210 | 752,240 | 11.6 |
| **75** | 0.28041 | 14,797 | 0.06523 | 52,770 | 226,856 | 0.50514 [c] | 458,424 | 8.7 |
| **80+** | 1.00000 | 37,973 | 0.16398 | 37,973 | 231,568 | - | 231,568 | 6.1 |
| **Lelaki** *Male* | | | | | | | | |
| **0** | 0.00646 | 646 | 0.00650 | 100,000 | 99,394 | 0.99274 [a] | 6,987,174 | 69.9 |
| **1** | 0.00189 | 187 | 0.00047 | 99,354 | 396,974 | 0.99844 [b] | 6,887,780 | 69.3 |
| **5** | 0.00097 | 96 | 0.00019 | 99,167 | 495,595 | 0.99877 | 6,490,806 | 65.5 |
| **10** | 0.00150 | 149 | 0.00030 | 99,071 | 494,984 | 0.99631 | 5,995,211 | 60.5 |
| **15** | 0.00587 | 581 | 0.00118 | 98,922 | 493,159 | 0.99489 | 5,500,227 | 55.6 |
| **20** | 0.00435 | 428 | 0.00087 | 98,341 | 490,638 | 0.99580 | 5,007,068 | 50.9 |
| **25** | 0.00404 | 396 | 0.00081 | 97,914 | 488,579 | 0.99370 | 4,516,430 | 46.1 |
| **30** | 0.00857 | 835 | 0.00172 | 97,518 | 485,500 | 0.98882 | 4,027,851 | 41.3 |
| **35** | 0.01382 | 1,336 | 0.00278 | 96,682 | 480,072 | 0.97954 | 3,542,351 | 36.6 |
| **40** | 0.02719 | 2,592 | 0.00551 | 95,346 | 470,252 | 0.96487 | 3,062,279 | 32.1 |
| **45** | 0.04329 | 4,015 | 0.00885 | 92,754 | 453,734 | 0.95255 | 2,592,028 | 27.9 |
| **50** | 0.05181 | 4,597 | 0.01064 | 88,739 | 432,203 | 0.92852 | 2,138,294 | 24.1 |
| **55** | 0.09223 | 7,760 | 0.01934 | 84,142 | 401,309 | 0.89713 | 1,706,091 | 20.3 |
| **60** | 0.11460 | 8,754 | 0.02431 | 76,382 | 360,025 | 0.87249 | 1,304,782 | 17.1 |
| **65** | 0.14208 | 9,609 | 0.03059 | 67,628 | 314,119 | 0.82424 | 944,757 | 14.0 |
| **70** | 0.21501 | 12,475 | 0.04818 | 58,019 | 258,910 | 0.74371 | 630,638 | 10.9 |
| **75** | 0.30888 | 14,068 | 0.07306 | 45,545 | 192,553 | 0.48201 [c] | 371,728 | 8.2 |
| **80+** | 1.00000 | 31,477 | 0.17568 | 31,477 | 179,175 | - | 179,175 | 5.7 |
| **Perempuan** *Female* | | | | | | | | |
| **0** | 0.00702 | 702 | 0.00706 | 100,000 | 99,348 | 0.99273 [a] | 7,484,671 | 74.8 |
| **1** | 0.00071 | 71 | 0.00018 | 99,298 | 397,017 | 0.99912 [b] | 7,385,323 | 74.4 |
| **5** | 0.00084 | 84 | 0.00017 | 99,227 | 495,928 | 0.99887 | 6,988,306 | 70.4 |
| **10** | 0.00142 | 141 | 0.00028 | 99,144 | 495,368 | 0.99894 | 6,492,378 | 65.5 |
| **15** | 0.00070 | 69 | 0.00014 | 99,003 | 494,844 | 0.99864 | 5,997,010 | 60.6 |
| **20** | 0.00201 | 199 | 0.00040 | 98,934 | 494,173 | 0.99797 | 5,502,166 | 55.6 |
| **25** | 0.00205 | 202 | 0.00041 | 98,735 | 493,170 | 0.99662 | 5,007,993 | 50.7 |
| **30** | 0.00471 | 464 | 0.00094 | 98,533 | 491,504 | 0.99351 | 4,514,823 | 45.8 |
| **35** | 0.00827 | 811 | 0.00166 | 98,069 | 488,315 | 0.98886 | 4,023,319 | 41.0 |
| **40** | 0.01403 | 1,365 | 0.00283 | 97,258 | 482,875 | 0.98010 | 3,535,003 | 36.3 |
| **45** | 0.02586 | 2,479 | 0.00524 | 95,893 | 473,265 | 0.97227 | 3,052,128 | 31.8 |
| **50** | 0.02965 | 2,770 | 0.00602 | 93,413 | 460,142 | 0.96241 | 2,578,863 | 27.6 |
| **55** | 0.04577 | 4,149 | 0.00937 | 90,643 | 442,844 | 0.93554 | 2,118,721 | 23.4 |
| **60** | 0.08403 | 7,268 | 0.01754 | 86,494 | 414,300 | 0.90971 | 1,675,877 | 19.4 |
| **65** | 0.09712 | 7,695 | 0.02042 | 79,226 | 376,893 | 0.87335 | 1,261,577 | 15.9 |
| **70** | 0.15935 | 11,399 | 0.03463 | 71,531 | 329,160 | 0.79753 | 884,684 | 12.4 |
| **75** | 0.25376 | 15,259 | 0.05813 | 60,133 | 262,516 | 0.52744 [c] | 555,523 | 9.2 |
| **80+** | 1.00000 | 44,874 | 0.15315 | 44,874 | 293,007 | - | 293,007 | 6.5 |

**Nota:** *Notes:*

[a] **Daripada umur 0 hingga kumpulan umur 1-4**
*From age of 0 to age group 1-4*

[b] **Daripada umur 0, kumpulan umur 1-4 hingga kumpulan umur 5-9**
*From age of 0, age group 1-4 to age group 5-9*

[c] **Daripada umur 75 hingga 80+**
*From age of 75 to 80+*

[p] **Permulaan**
*Preliminary*

**Jadual 4.13.5: Jadual hayat ringkas mengikut jantina dan umur, Marang, Terengganu, 2025[p]**

*Table 4.13.5: Abridged life table by sex and age, Marang, Terengganu, 2025[p]*

| **Umur** *Age* | **Kebarangkalian mati di antara umur x dan umur x+n** *Probability of dying between age x and age x+n* | **Bilangan kematian di antara umur x dan umur x+n** *Number of deaths between age x and age x+n* | **Kadar tengah mortaliti di antara umur x dan umur x+n** *Central mortality rate between age x and age x+n* | **Penakat (orang yang masih hidup) pada umur tepat x** *Survivors at exact age x* | **Bilangan orang hidup-tahun di antara umur x dan umur x+n** *Number of person-years lived between age x and age x+n* | **Nisbah ketakatan** *Survival ratio* | **Jumlah bilangan orang hidup-tahun selepas umur tepat x** *Total number of person-years lived after exact age x* | **Jangkaan hayat** *Life expectancy* |
|---|---|---|---|---|---|---|---|---|
| **x** | $_nq_x$ | $_nd_x$ | $_nm_x$ | $l_x$ | $_nL_x$ | $_nS_x$ | $T_x$ | $e_x$ |
| **Lelaki dan Perempuan** *Both sexes* | | | | | | | | |
| **0** | 0.00643 | 643 | 0.00647 | 100,000 | 99,402 | 0.99307 [a] | 7,333,507 | 73.3 |
| **1** | 0.00118 | 117 | 0.00030 | 99,357 | 397,136 | 0.99858 [b] | 7,234,106 | 72.8 |
| **5** | 0.00146 | 145 | 0.00029 | 99,240 | 495,834 | 0.99866 | 6,836,970 | 68.9 |
| **10** | 0.00121 | 120 | 0.00024 | 99,094 | 495,171 | 0.99733 | 6,341,135 | 64.0 |
| **15** | 0.00414 | 410 | 0.00083 | 98,974 | 493,846 | 0.99587 | 5,845,964 | 59.1 |
| **20** | 0.00412 | 406 | 0.00083 | 98,564 | 491,806 | 0.99598 | 5,352,118 | 54.3 |
| **25** | 0.00392 | 384 | 0.00078 | 98,158 | 489,829 | 0.99430 | 4,860,313 | 49.5 |
| **30** | 0.00750 | 733 | 0.00151 | 97,774 | 487,035 | 0.98980 | 4,370,484 | 44.7 |
| **35** | 0.01292 | 1,253 | 0.00260 | 97,041 | 482,069 | 0.98692 | 3,883,449 | 40.0 |
| **40** | 0.01326 | 1,270 | 0.00267 | 95,787 | 475,761 | 0.98334 | 3,401,380 | 35.5 |
| **45** | 0.02011 | 1,901 | 0.00406 | 94,517 | 467,835 | 0.97089 | 2,925,618 | 31.0 |
| **50** | 0.03829 | 3,546 | 0.00781 | 92,617 | 454,219 | 0.95236 | 2,457,783 | 26.5 |
| **55** | 0.05737 | 5,110 | 0.01181 | 89,071 | 432,579 | 0.93367 | 2,003,564 | 22.5 |
| **60** | 0.07583 | 6,367 | 0.01576 | 83,961 | 403,887 | 0.89822 | 1,570,985 | 18.7 |
| **65** | 0.12987 | 10,077 | 0.02778 | 77,594 | 362,778 | 0.84159 | 1,167,098 | 15.0 |
| **70** | 0.19120 | 12,909 | 0.04228 | 67,517 | 305,312 | 0.78446 | 804,320 | 11.9 |
| **75** | 0.24564 | 13,414 | 0.05601 | 54,608 | 239,504 | 0.52004 [c] | 499,008 | 9.1 |
| **80+** | 1.00000 | 41,194 | 0.15874 | 41,194 | 259,504 | - | 259,504 | 6.3 |
| **Lelaki** *Male* | | | | | | | | |
| **0** | 0.00650 | 650 | 0.00654 | 100,000 | 99,390 | 0.99315 [a] | 7,103,245 | 71.0 |
| **1** | 0.00092 | 92 | 0.00023 | 99,350 | 397,185 | 0.99844 [b] | 7,003,855 | 70.5 |
| **5** | 0.00198 | 197 | 0.00040 | 99,259 | 495,802 | 0.99814 | 6,606,670 | 66.6 |
| **10** | 0.00173 | 172 | 0.00035 | 99,062 | 494,880 | 0.99582 | 6,110,868 | 61.7 |
| **15** | 0.00663 | 656 | 0.00133 | 98,890 | 492,811 | 0.99428 | 5,615,988 | 56.8 |
| **20** | 0.00479 | 471 | 0.00096 | 98,234 | 489,994 | 0.99491 | 5,123,177 | 52.2 |
| **25** | 0.00539 | 527 | 0.00108 | 97,763 | 487,501 | 0.99399 | 4,633,182 | 47.4 |
| **30** | 0.00663 | 645 | 0.00133 | 97,237 | 484,572 | 0.98815 | 4,145,682 | 42.6 |
| **35** | 0.01711 | 1,653 | 0.00345 | 96,592 | 478,827 | 0.98241 | 3,661,110 | 37.9 |
| **40** | 0.01808 | 1,716 | 0.00365 | 94,939 | 470,405 | 0.97891 | 3,182,283 | 33.5 |
| **45** | 0.02416 | 2,253 | 0.00489 | 93,223 | 460,483 | 0.96510 | 2,711,878 | 29.1 |
| **50** | 0.04591 | 4,176 | 0.00940 | 90,970 | 444,410 | 0.94083 | 2,251,395 | 24.7 |
| **55** | 0.07307 | 6,342 | 0.01517 | 86,794 | 418,115 | 0.91729 | 1,806,984 | 20.8 |
| **60** | 0.09310 | 7,490 | 0.01953 | 80,452 | 383,534 | 0.87640 | 1,388,870 | 17.3 |
| **65** | 0.15723 | 11,472 | 0.03413 | 72,962 | 336,130 | 0.81673 | 1,005,335 | 13.8 |
| **70** | 0.21417 | 13,169 | 0.04797 | 61,490 | 274,528 | 0.74089 | 669,206 | 10.9 |
| **75** | 0.31629 | 15,283 | 0.07514 | 48,321 | 203,396 | 0.48465 [c] | 394,678 | 8.2 |
| **80+** | 1.00000 | 33,037 | 0.17272 | 33,037 | 191,282 | - | 191,282 | 5.8 |
| **Perempuan** *Female* | | | | | | | | |
| **0** | 0.00636 | 636 | 0.00640 | 100,000 | 99,408 | 0.99301 [a] | 7,586,232 | 75.9 |
| **1** | 0.00146 | 145 | 0.00036 | 99,364 | 397,096 | 0.99872 [b] | 7,486,824 | 75.3 |
| **5** | 0.00091 | 90 | 0.00018 | 99,219 | 495,871 | 0.99923 | 7,089,728 | 71.5 |
| **10** | 0.00064 | 63 | 0.00013 | 99,129 | 495,487 | 0.99896 | 6,593,858 | 66.5 |
| **15** | 0.00144 | 142 | 0.00029 | 99,066 | 494,973 | 0.99758 | 6,098,370 | 61.6 |
| **20** | 0.00341 | 337 | 0.00068 | 98,923 | 493,774 | 0.99722 | 5,603,397 | 56.6 |
| **25** | 0.00215 | 212 | 0.00043 | 98,586 | 492,400 | 0.99470 | 5,109,623 | 51.8 |
| **30** | 0.00845 | 831 | 0.00170 | 98,374 | 489,792 | 0.99148 | 4,617,223 | 46.9 |
| **35** | 0.00860 | 839 | 0.00173 | 97,543 | 485,617 | 0.99162 | 4,127,431 | 42.3 |
| **40** | 0.00815 | 788 | 0.00164 | 96,704 | 481,549 | 0.98793 | 3,641,814 | 37.7 |
| **45** | 0.01603 | 1,538 | 0.00323 | 95,916 | 475,734 | 0.97653 | 3,160,265 | 32.9 |
| **50** | 0.03104 | 2,929 | 0.00631 | 94,378 | 464,567 | 0.96365 | 2,684,531 | 28.4 |
| **55** | 0.04183 | 3,825 | 0.00854 | 91,449 | 447,681 | 0.95002 | 2,219,964 | 24.3 |
| **60** | 0.05849 | 5,125 | 0.01205 | 87,624 | 425,306 | 0.91890 | 1,772,283 | 20.2 |
| **65** | 0.10511 | 8,671 | 0.02219 | 82,499 | 390,816 | 0.86412 | 1,346,977 | 16.3 |
| **70** | 0.17026 | 12,570 | 0.03722 | 73,827 | 337,713 | 0.82231 | 956,161 | 13.0 |
| **75** | 0.18666 | 11,434 | 0.04117 | 61,258 | 277,704 | 0.55097 [c] | 618,448 | 10.1 |
| **80+** | 1.00000 | 49,824 | 0.14622 | 49,824 | 340,744 | - | 340,744 | 6.8 |

**Nota:** *Notes:*

[a] **Daripada umur 0 hingga kumpulan umur 1-4**
*From age of 0 to age group 1-4*

[b] **Daripada umur 0, kumpulan umur 1-4 hingga kumpulan umur 5-9**
*From age of 0, age group 1-4 to age group 5-9*

[c] **Daripada umur 75 hingga 80+**
*From age of 75 to 80+*

[p] **Permulaan**
*Preliminary*

**Jadual 4.13.6: Jadual hayat ringkas mengikut jantina dan umur, Hulu Terengganu, Terengganu, 2025[p]**

*Table 4.13.6: Abridged life table by sex and age, Hulu Terengganu, Terengganu, 2025 [p]*

| **Umur** *Age* | **Kebarangkalian mati di antara umur x dan umur x+n** *Probability of dying between age x and age x+n* | **Bilangan kematian di antara umur x dan umur x+n** *Number of deaths between age x and age x+n* | **Kadar tengah mortaliti di antara umur x dan umur x+n** *Central mortality rate between age x and age x+n* | **Penakat (orang yang masih hidup) pada umur tepat x** *Survivors at exact age x* | **Bilangan orang hidup-tahun di antara umur x dan umur x+n** *Number of person-years lived between age x and age x+n* | **Nisbah ketakatan** *Survival ratio* | **Jumlah bilangan orang hidup-tahun selepas umur tepat x** *Total number of person-years lived after exact age x* | **Jangkaan hayat** *Life expectancy* |
|---|---|---|---|---|---|---|---|---|
| **x** | $_nq_x$ | $_nd_x$ | $_nm_x$ | $l_x$ | $_nL_x$ | $_nS_x$ | $T_x$ | $e_x$ |
| **Lelaki dan Perempuan** *Both sexes* | | | | | | | | |
| **0** | 0.00613 | 613 | 0.00617 | 100,000 | 99,429 | 0.99321 [a] | 7,249,566 | 72.5 |
| **1** | 0.00150 | 149 | 0.00038 | 99,387 | 397,176 | 0.99875 [b] | 7,150,137 | 71.9 |
| **5** | 0.00082 | 82 | 0.00016 | 99,238 | 495,984 | 0.99798 | 6,752,961 | 68.0 |
| **10** | 0.00321 | 318 | 0.00064 | 99,156 | 494,983 | 0.99627 | 6,256,977 | 63.1 |
| **15** | 0.00425 | 420 | 0.00085 | 98,837 | 493,138 | 0.99625 | 5,761,994 | 58.3 |
| **20** | 0.00325 | 320 | 0.00065 | 98,418 | 491,288 | 0.99611 | 5,268,856 | 53.5 |
| **25** | 0.00454 | 445 | 0.00091 | 98,098 | 489,375 | 0.99493 | 4,777,568 | 48.7 |
| **30** | 0.00561 | 548 | 0.00112 | 97,652 | 486,894 | 0.99108 | 4,288,193 | 43.9 |
| **35** | 0.01225 | 1,189 | 0.00246 | 97,105 | 482,551 | 0.98294 | 3,801,299 | 39.1 |
| **40** | 0.02194 | 2,104 | 0.00444 | 95,916 | 474,317 | 0.97350 | 3,318,748 | 34.6 |
| **45** | 0.03116 | 2,923 | 0.00633 | 93,811 | 461,749 | 0.96057 | 2,844,431 | 30.3 |
| **50** | 0.04798 | 4,361 | 0.00983 | 90,888 | 443,541 | 0.94452 | 2,382,683 | 26.2 |
| **55** | 0.06337 | 5,483 | 0.01309 | 86,528 | 418,932 | 0.92905 | 1,939,142 | 22.4 |
| **60** | 0.07904 | 6,406 | 0.01646 | 81,045 | 389,210 | 0.89871 | 1,520,210 | 18.8 |
| **65** | 0.12545 | 9,364 | 0.02677 | 74,639 | 349,787 | 0.85449 | 1,131,000 | 15.2 |
| **70** | 0.16844 | 10,995 | 0.03679 | 65,276 | 298,891 | 0.78681 | 781,213 | 12.0 |
| **75** | 0.26700 | 14,493 | 0.06163 | 54,281 | 235,171 | 0.51242 [c] | 482,323 | 8.9 |
| **80+** | 1.00000 | 39,788 | 0.16099 | 39,788 | 247,151 | - | 247,151 | 6.2 |
| **Lelaki** *Male* | | | | | | | | |
| **0** | 0.00528 | 528 | 0.00530 | 100,000 | 99,503 | 0.99382 [a] | 6,998,121 | 70.0 |
| **1** | 0.00204 | 203 | 0.00051 | 99,472 | 397,409 | 0.99860 [b] | 6,898,618 | 69.4 |
| **5** | 0.00053 | 53 | 0.00011 | 99,269 | 496,215 | 0.99801 | 6,501,208 | 65.5 |
| **10** | 0.00345 | 342 | 0.00069 | 99,217 | 495,228 | 0.99481 | 6,004,993 | 60.5 |
| **15** | 0.00693 | 685 | 0.00139 | 98,874 | 492,659 | 0.99457 | 5,509,766 | 55.7 |
| **20** | 0.00393 | 386 | 0.00079 | 98,189 | 489,982 | 0.99477 | 5,017,107 | 51.1 |
| **25** | 0.00654 | 639 | 0.00131 | 97,804 | 487,419 | 0.99263 | 4,527,124 | 46.3 |
| **30** | 0.00822 | 798 | 0.00165 | 97,164 | 483,825 | 0.98989 | 4,039,705 | 41.6 |
| **35** | 0.01202 | 1,158 | 0.00242 | 96,366 | 478,934 | 0.97889 | 3,555,880 | 36.9 |
| **40** | 0.03031 | 2,886 | 0.00616 | 95,208 | 468,824 | 0.96558 | 3,076,946 | 32.3 |
| **45** | 0.03866 | 3,569 | 0.00788 | 92,322 | 452,687 | 0.94854 | 2,608,122 | 28.3 |
| **50** | 0.06477 | 5,748 | 0.01339 | 88,753 | 429,394 | 0.92882 | 2,155,435 | 24.3 |
| **55** | 0.07803 | 6,477 | 0.01624 | 83,005 | 398,831 | 0.91985 | 1,726,041 | 20.8 |
| **60** | 0.08244 | 6,309 | 0.01720 | 76,528 | 366,867 | 0.87615 | 1,327,210 | 17.3 |
| **65** | 0.16897 | 11,865 | 0.03691 | 70,219 | 321,431 | 0.81781 | 960,343 | 13.7 |
| **70** | 0.19808 | 11,559 | 0.04397 | 58,354 | 262,871 | 0.74550 | 638,912 | 10.9 |
| **75** | 0.32485 | 15,201 | 0.07757 | 46,795 | 195,971 | 0.47886 [c] | 376,042 | 8.0 |
| **80+** | 1.00000 | 31,594 | 0.17545 | 31,594 | 180,071 | - | 180,071 | 5.7 |
| **Perempuan** *Female* | | | | | | | | |
| **0** | 0.00702 | 702 | 0.00707 | 100,000 | 99,347 | 0.99263 [a] | 7,547,150 | 75.5 |
| **1** | 0.00091 | 90 | 0.00023 | 99,298 | 396,967 | 0.99887 [b] | 7,447,803 | 75.0 |
| **5** | 0.00114 | 113 | 0.00023 | 99,208 | 495,756 | 0.99795 | 7,050,836 | 71.1 |
| **10** | 0.00296 | 294 | 0.00059 | 99,095 | 494,739 | 0.99794 | 6,555,081 | 66.1 |
| **15** | 0.00115 | 113 | 0.00023 | 98,801 | 493,722 | 0.99826 | 6,060,342 | 61.3 |
| **20** | 0.00234 | 231 | 0.00047 | 98,688 | 492,861 | 0.99811 | 5,566,620 | 56.4 |
| **25** | 0.00145 | 142 | 0.00029 | 98,457 | 491,928 | 0.99824 | 5,073,759 | 51.5 |
| **30** | 0.00208 | 205 | 0.00042 | 98,314 | 491,061 | 0.99270 | 4,581,832 | 46.6 |
| **35** | 0.01253 | 1,229 | 0.00252 | 98,110 | 487,476 | 0.98818 | 4,090,771 | 41.7 |
| **40** | 0.01110 | 1,076 | 0.00223 | 96,880 | 481,713 | 0.98339 | 3,603,295 | 37.2 |
| **45** | 0.02219 | 2,125 | 0.00449 | 95,805 | 473,710 | 0.97316 | 3,121,583 | 32.6 |
| **50** | 0.03160 | 2,960 | 0.00642 | 93,679 | 460,996 | 0.95929 | 2,647,873 | 28.3 |
| **55** | 0.05011 | 4,546 | 0.01028 | 90,719 | 442,231 | 0.93732 | 2,186,877 | 24.1 |
| **60** | 0.07591 | 6,541 | 0.01578 | 86,173 | 414,513 | 0.91919 | 1,744,646 | 20.2 |
| **65** | 0.08612 | 6,858 | 0.01800 | 79,632 | 381,016 | 0.88872 | 1,330,133 | 16.7 |
| **70** | 0.13882 | 10,103 | 0.02984 | 72,774 | 338,615 | 0.82372 | 949,117 | 13.0 |
| **75** | 0.21978 | 13,774 | 0.04938 | 62,672 | 278,923 | 0.54313 [c] | 610,503 | 9.7 |
| **80+** | 1.00000 | 48,898 | 0.14747 | 48,898 | 331,580 | - | 331,580 | 6.8 |

**Nota:** *Notes:*

[a] **Daripada umur 0 hingga kumpulan umur 1-4**
*From age of 0 to age group 1-4*

[b] **Daripada umur 0, kumpulan umur 1-4 hingga kumpulan umur 5-9**
*From age of 0, age group 1-4 to age group 5-9*

[c] **Daripada umur 75 hingga 80+**
*From age of 75 to 80+*

[p] **Permulaan**
*Preliminary*

**Jadual 4.13.7: Jadual hayat ringkas mengikut jantina dan umur, Setiu, Terengganu, 2025[p]**

*Table 4.13.7: Abridged life table by sex and age, Setiu, Terengganu, 2025 [p]*

| **Umur** *Age* | **Kebarangkalian mati di antara umur x dan umur x+n** *Probability of dying between age x and age x+n* | **Bilangan kematian di antara umur x dan umur x+n** *Number of deaths between age x and age x+n* | **Kadar tengah mortaliti di antara umur x dan umur x+n** *Central mortality rate between age x and age x+n* | **Penakat (orang yang masih hidup) pada umur tepat x** *Survivors at exact age x* | **Bilangan orang hidup-tahun di antara umur x dan umur x+n** *Number of person-years lived between age x and age x+n* | **Nisbah ketakatan** *Survival ratio* | **Jumlah bilangan orang hidup-tahun selepas umur tepat x** *Total number of person-years lived after exact age x* | **Jangkaan hayat** *Life expectancy* |
|---|---|---|---|---|---|---|---|---|
| **x** | $_nq_x$ | $_nd_x$ | $_nm_x$ | $l_x$ | $_nL_x$ | $_nS_x$ | $T_x$ | $e_x$ |
| **Lelaki dan Perempuan** *Both sexes* | | | | | | | | |
| **0** | 0.00859 | 859 | 0.00866 | 100,000 | 99,206 | 0.99075 [a] | 7,135,317 | 71.4 |
| **1** | 0.00160 | 159 | 0.00040 | 99,141 | 396,168 | 0.99877 [b] | 7,036,111 | 71.0 |
| **5** | 0.00058 | 57 | 0.00012 | 98,982 | 494,767 | 0.99864 | 6,639,943 | 67.1 |
| **10** | 0.00215 | 213 | 0.00043 | 98,925 | 494,092 | 0.99732 | 6,145,176 | 62.1 |
| **15** | 0.00321 | 317 | 0.00064 | 98,712 | 492,769 | 0.99570 | 5,651,084 | 57.2 |
| **20** | 0.00540 | 531 | 0.00108 | 98,395 | 490,648 | 0.99557 | 5,158,315 | 52.4 |
| **25** | 0.00344 | 337 | 0.00069 | 97,864 | 488,477 | 0.99428 | 4,667,667 | 47.7 |
| **30** | 0.00800 | 780 | 0.00161 | 97,527 | 485,684 | 0.99004 | 4,179,190 | 42.9 |
| **35** | 0.01194 | 1,155 | 0.00240 | 96,747 | 480,848 | 0.98342 | 3,693,506 | 38.2 |
| **40** | 0.02129 | 2,035 | 0.00430 | 95,592 | 472,873 | 0.97382 | 3,212,659 | 33.6 |
| **45** | 0.03117 | 2,916 | 0.00633 | 93,557 | 460,495 | 0.96189 | 2,739,785 | 29.3 |
| **50** | 0.04526 | 4,103 | 0.00926 | 90,641 | 442,948 | 0.94453 | 2,279,290 | 25.1 |
| **55** | 0.06616 | 5,725 | 0.01368 | 86,538 | 418,377 | 0.91765 | 1,836,342 | 21.2 |
| **60** | 0.09969 | 8,056 | 0.02098 | 80,813 | 383,923 | 0.88643 | 1,417,965 | 17.5 |
| **65** | 0.12899 | 9,385 | 0.02758 | 72,756 | 340,319 | 0.83017 | 1,034,042 | 14.2 |
| **70** | 0.21672 | 13,734 | 0.04861 | 63,371 | 282,522 | 0.74280 | 693,722 | 10.9 |
| **75** | 0.30888 | 15,332 | 0.07306 | 49,638 | 209,858 | 0.48965 [c] | 411,200 | 8.3 |
| **80+** | 1.00000 | 34,306 | 0.17038 | 34,306 | 201,342 | - | 201,342 | 5.9 |
| **Lelaki** *Male* | | | | | | | | |
| **0** | 0.01136 | 1,136 | 0.01148 | 100,000 | 98,949 | 0.98796 [a] | 6,899,041 | 69.0 |
| **1** | 0.00180 | 178 | 0.00045 | 98,864 | 395,033 | 0.99860 [b] | 6,800,092 | 68.8 |
| **5** | 0.00057 | 56 | 0.00011 | 98,686 | 493,291 | 0.99822 | 6,405,059 | 64.9 |
| **10** | 0.00299 | 295 | 0.00060 | 98,630 | 492,412 | 0.99571 | 5,911,768 | 59.9 |
| **15** | 0.00558 | 549 | 0.00112 | 98,335 | 490,302 | 0.99351 | 5,419,356 | 55.1 |
| **20** | 0.00740 | 724 | 0.00149 | 97,786 | 487,120 | 0.99518 | 4,929,054 | 50.4 |
| **25** | 0.00222 | 216 | 0.00044 | 97,062 | 484,771 | 0.99488 | 4,441,934 | 45.8 |
| **30** | 0.00803 | 778 | 0.00161 | 96,846 | 482,288 | 0.98925 | 3,957,164 | 40.9 |
| **35** | 0.01350 | 1,297 | 0.00272 | 96,069 | 477,101 | 0.98151 | 3,474,876 | 36.2 |
| **40** | 0.02355 | 2,232 | 0.00477 | 94,772 | 468,278 | 0.96954 | 2,997,775 | 31.6 |
| **45** | 0.03754 | 3,474 | 0.00765 | 92,540 | 454,013 | 0.95556 | 2,529,496 | 27.3 |
| **50** | 0.05160 | 4,596 | 0.01059 | 89,066 | 433,839 | 0.93452 | 2,075,483 | 23.3 |
| **55** | 0.08012 | 6,768 | 0.01669 | 84,470 | 405,430 | 0.90187 | 1,641,644 | 19.4 |
| **60** | 0.11772 | 9,147 | 0.02502 | 77,702 | 365,644 | 0.86441 | 1,236,214 | 15.9 |
| **65** | 0.15585 | 10,685 | 0.03381 | 68,555 | 316,065 | 0.78596 | 870,570 | 12.7 |
| **70** | 0.28297 | 16,376 | 0.06592 | 57,871 | 248,415 | 0.67740 | 554,505 | 9.6 |
| **75** | 0.37787 | 15,680 | 0.09318 | 41,495 | 168,276 | 0.45024 [c] | 306,090 | 7.4 |
| **80+** | 1.00000 | 25,815 | 0.18732 | 25,815 | 137,814 | - | 137,814 | 5.3 |
| **Perempuan** *Female* | | | | | | | | |
| **0** | 0.00550 | 550 | 0.00553 | 100,000 | 99,486 | 0.99388 [a] | 7,403,383 | 74.0 |
| **1** | 0.00140 | 139 | 0.00035 | 99,450 | 397,452 | 0.99893 [b] | 7,303,897 | 73.4 |
| **5** | 0.00059 | 58 | 0.00012 | 99,310 | 496,405 | 0.99908 | 6,906,445 | 69.5 |
| **10** | 0.00126 | 125 | 0.00025 | 99,252 | 495,946 | 0.99909 | 6,410,040 | 64.6 |
| **15** | 0.00057 | 56 | 0.00011 | 99,127 | 495,493 | 0.99811 | 5,914,094 | 59.7 |
| **20** | 0.00322 | 319 | 0.00065 | 99,071 | 494,555 | 0.99601 | 5,418,601 | 54.7 |
| **25** | 0.00475 | 469 | 0.00095 | 98,751 | 492,584 | 0.99365 | 4,924,045 | 49.9 |
| **30** | 0.00796 | 782 | 0.00160 | 98,282 | 489,455 | 0.99094 | 4,431,462 | 45.1 |
| **35** | 0.01017 | 991 | 0.00204 | 97,500 | 485,021 | 0.98554 | 3,942,007 | 40.4 |
| **40** | 0.01879 | 1,814 | 0.00379 | 96,509 | 478,009 | 0.97841 | 3,456,986 | 35.8 |
| **45** | 0.02443 | 2,314 | 0.00495 | 94,695 | 467,690 | 0.96818 | 2,978,977 | 31.5 |
| **50** | 0.03938 | 3,638 | 0.00803 | 92,381 | 452,810 | 0.95393 | 2,511,287 | 27.2 |
| **55** | 0.05302 | 4,705 | 0.01089 | 88,743 | 431,951 | 0.93261 | 2,058,477 | 23.2 |
| **60** | 0.08255 | 6,937 | 0.01722 | 84,038 | 402,844 | 0.90698 | 1,626,526 | 19.4 |
| **65** | 0.10443 | 8,051 | 0.02204 | 77,100 | 365,372 | 0.86961 | 1,223,682 | 15.9 |
| **70** | 0.15939 | 11,006 | 0.03464 | 69,049 | 317,730 | 0.80329 | 858,310 | 12.4 |
| **75** | 0.24110 | 13,994 | 0.05483 | 58,043 | 255,230 | 0.52786 [c] | 540,580 | 9.3 |
| **80+** | 1.00000 | 44,049 | 0.15437 | 44,049 | 285,350 | - | 285,350 | 6.5 |

**Nota:** *Notes:*

[a] **Daripada umur 0 hingga kumpulan umur 1-4**
*From age of 0 to age group 1-4*

[b] **Daripada umur 0, kumpulan umur 1-4 hingga kumpulan umur 5-9**
*From age of 0, age group 1-4 to age group 5-9*

[c] **Daripada umur 75 hingga 80+**
*From age of 75 to 80+*

[p] **Permulaan**
*Preliminary*

**Jadual 4.13.8: Jadual hayat ringkas mengikut jantina dan umur, Kuala Nerus, Terengganu, 2025[p]**

*Table 4.13.8: Abridged life table by sex and age, Kuala Nerus, Terengganu, 2025 [p]*

| **Umur** *Age* | **Kebarangkalian mati di antara umur x dan umur x+n** *Probability of dying between age x and age x+n* | **Bilangan kematian di antara umur x dan umur x+n** *Number of deaths between age x and age x+n* | **Kadar tengah mortaliti di antara umur x dan umur x+n** *Central mortality rate between age x and age x+n* | **Penakat (orang yang masih hidup) pada umur tepat x** *Survivors at exact age x* | **Bilangan orang hidup-tahun di antara umur x dan umur x+n** *Number of person-years lived between age x and age x+n* | **Nisbah ketakatan** *Survival ratio* | **Jumlah bilangan orang hidup-tahun selepas umur tepat x** *Total number of person-years lived after exact age x* | **Jangkaan hayat** *Life expectancy* |
|---|---|---|---|---|---|---|---|---|
| **x** | $_nq_x$ | $_nd_x$ | $_nm_x$ | $l_x$ | $_nL_x$ | $_nS_x$ | $T_x$ | $e_x$ |
| **Lelaki dan Perempuan** *Both sexes* | | | | | | | | |
| **0** | 0.00678 | 678 | 0.00682 | 100,000 | 99,370 | 0.99285 [a] | 7,392,292 | 73.9 |
| **1** | 0.00095 | 95 | 0.00024 | 99,322 | 397,053 | 0.99906 [b] | 7,292,922 | 73.4 |
| **5** | 0.00074 | 73 | 0.00015 | 99,227 | 495,954 | 0.99901 | 6,895,869 | 69.5 |
| **10** | 0.00124 | 123 | 0.00025 | 99,154 | 495,463 | 0.99786 | 6,399,915 | 64.5 |
| **15** | 0.00304 | 301 | 0.00061 | 99,031 | 494,402 | 0.99715 | 5,904,452 | 59.6 |
| **20** | 0.00265 | 262 | 0.00053 | 98,730 | 492,994 | 0.99720 | 5,410,050 | 54.8 |
| **25** | 0.00294 | 289 | 0.00059 | 98,468 | 491,615 | 0.99591 | 4,917,056 | 49.9 |
| **30** | 0.00525 | 516 | 0.00105 | 98,178 | 489,603 | 0.99312 | 4,425,441 | 45.1 |
| **35** | 0.00851 | 832 | 0.00171 | 97,663 | 486,235 | 0.98745 | 3,935,838 | 40.3 |
| **40** | 0.01661 | 1,609 | 0.00335 | 96,831 | 480,134 | 0.98020 | 3,449,604 | 35.6 |
| **45** | 0.02305 | 2,194 | 0.00466 | 95,222 | 470,626 | 0.96841 | 2,969,470 | 31.2 |
| **50** | 0.04034 | 3,753 | 0.00823 | 93,028 | 455,758 | 0.95318 | 2,498,843 | 26.9 |
| **55** | 0.05356 | 4,782 | 0.01101 | 89,275 | 434,422 | 0.93847 | 2,043,085 | 22.9 |
| **60** | 0.06994 | 5,910 | 0.01450 | 84,493 | 407,693 | 0.91039 | 1,608,664 | 19.0 |
| **65** | 0.11075 | 8,703 | 0.02345 | 78,584 | 371,161 | 0.86332 | 1,200,971 | 15.3 |
| **70** | 0.16583 | 11,589 | 0.03617 | 69,880 | 320,431 | 0.77698 | 829,810 | 11.9 |
| **75** | 0.29157 | 16,996 | 0.06827 | 58,292 | 248,969 | 0.51123 [c] | 509,380 | 8.7 |
| **80+** | 1.00000 | 41,296 | 0.15858 | 41,296 | 260,411 | - | 260,411 | 6.3 |
| **Lelaki** *Male* | | | | | | | | |
| **0** | 0.00684 | 684 | 0.00689 | 100,000 | 99,358 | 0.99281 [a] | 7,113,170 | 71.1 |
| **1** | 0.00092 | 91 | 0.00023 | 99,316 | 397,047 | 0.99895 [b] | 7,013,812 | 70.6 |
| **5** | 0.00096 | 95 | 0.00019 | 99,224 | 495,885 | 0.99873 | 6,616,765 | 66.7 |
| **10** | 0.00159 | 157 | 0.00032 | 99,130 | 495,255 | 0.99679 | 6,120,880 | 61.7 |
| **15** | 0.00484 | 479 | 0.00097 | 98,972 | 493,664 | 0.99527 | 5,625,625 | 56.8 |
| **20** | 0.00462 | 455 | 0.00093 | 98,493 | 491,329 | 0.99527 | 5,131,962 | 52.1 |
| **25** | 0.00483 | 474 | 0.00097 | 98,039 | 489,008 | 0.99324 | 4,640,632 | 47.3 |
| **30** | 0.00869 | 848 | 0.00174 | 97,565 | 485,704 | 0.99004 | 4,151,625 | 42.6 |
| **35** | 0.01125 | 1,088 | 0.00226 | 96,717 | 480,866 | 0.98316 | 3,665,921 | 37.9 |
| **40** | 0.02250 | 2,152 | 0.00455 | 95,629 | 472,768 | 0.97373 | 3,185,055 | 33.3 |
| **45** | 0.03014 | 2,817 | 0.00612 | 93,478 | 460,346 | 0.95729 | 2,712,287 | 29.0 |
| **50** | 0.05567 | 5,047 | 0.01145 | 90,661 | 440,687 | 0.93844 | 2,251,941 | 24.8 |
| **55** | 0.06780 | 5,804 | 0.01404 | 85,614 | 413,559 | 0.92268 | 1,811,254 | 21.2 |
| **60** | 0.08754 | 6,987 | 0.01831 | 79,810 | 381,581 | 0.88804 | 1,397,695 | 17.5 |
| **65** | 0.13871 | 10,102 | 0.02981 | 72,823 | 338,861 | 0.83438 | 1,016,113 | 14.0 |
| **70** | 0.19686 | 12,348 | 0.04367 | 62,721 | 282,738 | 0.73300 | 677,253 | 10.8 |
| **75** | 0.35434 | 17,849 | 0.08613 | 50,374 | 207,246 | 0.47468 [c] | 394,514 | 7.8 |
| **80+** | 1.00000 | 32,524 | 0.17368 | 32,524 | 187,269 | - | 187,269 | 5.8 |
| **Perempuan** *Female* | | | | | | | | |
| **0** | 0.00671 | 671 | 0.00675 | 100,000 | 99,376 | 0.99290 [a] | 7,694,671 | 76.9 |
| **1** | 0.00099 | 98 | 0.00025 | 99,329 | 397,072 | 0.99915 [b] | 7,595,295 | 76.5 |
| **5** | 0.00051 | 50 | 0.00010 | 99,231 | 496,028 | 0.99931 | 7,198,223 | 72.5 |
| **10** | 0.00087 | 86 | 0.00017 | 99,180 | 495,688 | 0.99902 | 6,702,195 | 67.6 |
| **15** | 0.00110 | 109 | 0.00022 | 99,095 | 495,200 | 0.99912 | 6,206,508 | 62.6 |
| **20** | 0.00067 | 66 | 0.00013 | 98,986 | 494,762 | 0.99898 | 5,711,307 | 57.7 |
| **25** | 0.00138 | 136 | 0.00028 | 98,919 | 494,256 | 0.99858 | 5,216,545 | 52.7 |
| **30** | 0.00146 | 144 | 0.00029 | 98,783 | 493,556 | 0.99656 | 4,722,289 | 47.8 |
| **35** | 0.00542 | 534 | 0.00109 | 98,639 | 491,861 | 0.99223 | 4,228,732 | 42.9 |
| **40** | 0.01013 | 993 | 0.00204 | 98,105 | 488,041 | 0.98692 | 3,736,872 | 38.1 |
| **45** | 0.01607 | 1,560 | 0.00324 | 97,112 | 481,657 | 0.97884 | 3,248,831 | 33.5 |
| **50** | 0.02634 | 2,517 | 0.00534 | 95,551 | 471,465 | 0.96643 | 2,767,174 | 29.0 |
| **55** | 0.04101 | 3,815 | 0.00837 | 93,035 | 455,636 | 0.95259 | 2,295,709 | 24.7 |
| **60** | 0.05409 | 4,826 | 0.01112 | 89,220 | 434,035 | 0.93054 | 1,840,073 | 20.6 |
| **65** | 0.08571 | 7,233 | 0.01791 | 84,394 | 403,887 | 0.88984 | 1,406,039 | 16.7 |
| **70** | 0.13690 | 10,563 | 0.02939 | 77,161 | 359,396 | 0.81594 | 1,002,152 | 13.0 |
| **75** | 0.23871 | 15,897 | 0.05421 | 66,597 | 293,243 | 0.54377 [c] | 642,756 | 9.7 |
| **80+** | 1.00000 | 50,700 | 0.14506 | 50,700 | 349,513 | - | 349,513 | 6.9 |

**Nota:** *Notes:*

[a] **Daripada umur 0 hingga kumpulan umur 1-4**
*From age of 0 to age group 1-4*

[b] **Daripada umur 0, kumpulan umur 1-4 hingga kumpulan umur 5-9**
*From age of 0, age group 1-4 to age group 5-9*

[c] **Daripada umur 75 hingga 80+**
*From age of 75 to 80+*

[p] **Permulaan**
*Preliminary*

**Muka surat ini sengaja dibiarkan kosong**

*This page is deliberately left blank*

# NEGERI & DAERAH PENTADBIRAN

## *STATE & ADMINISTRATIVE DISTRICT*

# W.P. KUALA LUMPUR

# 2025p

**Muka surat ini sengaja dibiarkan kosong**

*This page is deliberately left blank*

**Jadual 4.14: Jadual hayat ringkas mengikut jantina dan umur, W.P. Kuala Lumpur, 2025[p]**

*Table 4.14: Abridged life table by sex and age, W.P. Kuala Lumpur, 2025[p]*

| **Umur** *Age* | **Kebarangkalian mati di antara umur x dan umur x+n** *Probability of dying between age x and age x+n* | **Bilangan kematian di antara umur x dan umur x+n** *Number of deaths between age x and age x+n* | **Kadar tengah mortaliti di antara umur x dan umur x+n** *Central mortality rate between age x and age x+n* | **Penakat (orang yang masih hidup) pada umur tepat x** *Survivors at exact age x* | **Bilangan orang hidup-tahun di antara umur x dan umur x+n** *Number of person-years lived between age x and age x+n* | **Nisbah ketakatan** *Survival ratio* | **Jumlah bilangan orang hidup-tahun selepas umur tepat x** *Total number of person-years lived after exact age x* | **Jangkaan hayat** *Life expectancy* |
|---|---|---|---|---|---|---|---|---|
| **x** | $_nq_x$ | $_nd_x$ | $_nm_x$ | $l_x$ | $_nL_x$ | $_nS_x$ | $T_x$ | $e_x$ |
| **Lelaki dan Perempuan** *Both sexes* | | | | | | | | |
| **0** | 0.00541 | 541 | 0.00543 | 100,000 | 99,495 | 0.99400 [a] | 7,715,256 | 77.2 |
| **1** | 0.00134 | 133 | 0.00034 | 99,459 | 397,506 | 0.99892 [b] | 7,615,761 | 76.6 |
| **5** | 0.00067 | 67 | 0.00013 | 99,326 | 496,462 | 0.99919 | 7,218,255 | 72.7 |
| **10** | 0.00095 | 94 | 0.00019 | 99,259 | 496,059 | 0.99864 | 6,721,793 | 67.7 |
| **15** | 0.00177 | 176 | 0.00035 | 99,165 | 495,384 | 0.99755 | 6,225,734 | 62.8 |
| **20** | 0.00313 | 310 | 0.00063 | 98,989 | 494,171 | 0.99679 | 5,730,350 | 57.9 |
| **25** | 0.00329 | 325 | 0.00066 | 98,679 | 492,584 | 0.99666 | 5,236,179 | 53.1 |
| **30** | 0.00338 | 333 | 0.00068 | 98,354 | 490,940 | 0.99605 | 4,743,595 | 48.2 |
| **35** | 0.00452 | 443 | 0.00091 | 98,022 | 489,000 | 0.99492 | 4,252,656 | 43.4 |
| **40** | 0.00565 | 551 | 0.00113 | 97,578 | 486,515 | 0.99176 | 3,763,655 | 38.6 |
| **45** | 0.01085 | 1,053 | 0.00218 | 97,027 | 482,506 | 0.98519 | 3,277,141 | 33.8 |
| **50** | 0.01881 | 1,805 | 0.00380 | 95,975 | 475,361 | 0.97010 | 2,794,635 | 29.1 |
| **55** | 0.04120 | 3,880 | 0.00841 | 94,169 | 461,148 | 0.94858 | 2,319,274 | 24.6 |
| **60** | 0.06208 | 5,605 | 0.01281 | 90,290 | 437,437 | 0.91063 | 1,858,126 | 20.6 |
| **65** | 0.11847 | 10,032 | 0.02519 | 84,685 | 398,344 | 0.87787 | 1,420,689 | 16.8 |
| **70** | 0.12629 | 9,428 | 0.02696 | 74,653 | 349,693 | 0.84748 | 1,022,346 | 13.7 |
| **75** | 0.18253 | 11,906 | 0.04017 | 65,224 | 296,359 | 0.55942 [c] | 672,653 | 10.3 |
| **80+** | 1.00000 | 53,319 | 0.14169 | 53,319 | 376,295 | - | 376,295 | 7.1 |
| **Lelaki** *Male* | | | | | | | | |
| **0** | 0.00493 | 493 | 0.00495 | 100,000 | 99,535 | 0.99445 [a] | 7,504,252 | 75.0 |
| **1** | 0.00145 | 145 | 0.00036 | 99,507 | 397,689 | 0.99881 [b] | 7,404,716 | 74.4 |
| **5** | 0.00073 | 73 | 0.00015 | 99,363 | 496,633 | 0.99912 | 7,007,028 | 70.5 |
| **10** | 0.00103 | 102 | 0.00021 | 99,290 | 496,197 | 0.99824 | 6,510,394 | 65.6 |
| **15** | 0.00250 | 248 | 0.00050 | 99,188 | 495,323 | 0.99656 | 6,014,197 | 60.6 |
| **20** | 0.00438 | 433 | 0.00088 | 98,941 | 493,620 | 0.99579 | 5,518,874 | 55.8 |
| **25** | 0.00404 | 398 | 0.00081 | 98,507 | 491,542 | 0.99583 | 5,025,254 | 51.0 |
| **30** | 0.00430 | 422 | 0.00086 | 98,110 | 489,492 | 0.99502 | 4,533,712 | 46.2 |
| **35** | 0.00567 | 554 | 0.00114 | 97,687 | 487,052 | 0.99372 | 4,044,219 | 41.4 |
| **40** | 0.00689 | 669 | 0.00138 | 97,134 | 483,995 | 0.98949 | 3,557,167 | 36.6 |
| **45** | 0.01415 | 1,365 | 0.00285 | 96,465 | 478,910 | 0.98119 | 3,073,172 | 31.9 |
| **50** | 0.02354 | 2,239 | 0.00476 | 95,099 | 469,901 | 0.96069 | 2,594,262 | 27.3 |
| **55** | 0.05547 | 5,151 | 0.01141 | 92,861 | 451,427 | 0.93258 | 2,124,361 | 22.9 |
| **60** | 0.08007 | 7,023 | 0.01668 | 87,710 | 420,991 | 0.88602 | 1,672,935 | 19.1 |
| **65** | 0.15084 | 12,171 | 0.03263 | 80,687 | 373,006 | 0.84662 | 1,251,944 | 15.5 |
| **70** | 0.15637 | 10,714 | 0.03393 | 68,516 | 315,795 | 0.82178 | 878,937 | 12.8 |
| **75** | 0.20413 | 11,799 | 0.04547 | 57,802 | 259,513 | 0.53917 [c] | 563,142 | 9.7 |
| **80+** | 1.00000 | 46,003 | 0.15151 | 46,003 | 303,629 | - | 303,629 | 6.6 |
| **Perempuan** *Female* | | | | | | | | |
| **0** | 0.00593 | 593 | 0.00596 | 100,000 | 99,447 | 0.99355 [a] | 7,960,023 | 79.6 |
| **1** | 0.00122 | 121 | 0.00031 | 99,407 | 397,327 | 0.99900 [b] | 7,860,576 | 79.1 |
| **5** | 0.00062 | 61 | 0.00012 | 99,286 | 496,276 | 0.99926 | 7,463,249 | 75.2 |
| **10** | 0.00087 | 86 | 0.00017 | 99,225 | 495,908 | 0.99907 | 6,966,973 | 70.2 |
| **15** | 0.00099 | 98 | 0.00020 | 99,139 | 495,448 | 0.99871 | 6,471,065 | 65.3 |
| **20** | 0.00159 | 158 | 0.00032 | 99,041 | 494,809 | 0.99811 | 5,975,617 | 60.3 |
| **25** | 0.00219 | 217 | 0.00044 | 98,883 | 493,873 | 0.99782 | 5,480,808 | 55.4 |
| **30** | 0.00217 | 214 | 0.00044 | 98,666 | 492,795 | 0.99741 | 4,986,935 | 50.5 |
| **35** | 0.00301 | 297 | 0.00060 | 98,452 | 491,517 | 0.99644 | 4,494,140 | 45.6 |
| **40** | 0.00412 | 404 | 0.00082 | 98,155 | 489,766 | 0.99448 | 4,002,623 | 40.8 |
| **45** | 0.00694 | 678 | 0.00139 | 97,751 | 487,061 | 0.98989 | 3,512,857 | 35.9 |
| **50** | 0.01330 | 1,291 | 0.00268 | 97,073 | 482,138 | 0.98014 | 3,025,796 | 31.2 |
| **55** | 0.02651 | 2,539 | 0.00537 | 95,782 | 472,562 | 0.96485 | 2,543,659 | 26.6 |
| **60** | 0.04403 | 4,105 | 0.00900 | 93,243 | 455,950 | 0.93461 | 2,071,097 | 22.2 |
| **65** | 0.08774 | 7,820 | 0.01835 | 89,137 | 426,136 | 0.90754 | 1,615,147 | 18.1 |
| **70** | 0.09763 | 7,939 | 0.02053 | 81,317 | 386,737 | 0.87171 | 1,189,011 | 14.6 |
| **75** | 0.16226 | 11,906 | 0.03532 | 73,378 | 337,123 | 0.57979 [c] | 802,274 | 10.9 |
| **80+** | 1.00000 | 61,471 | 0.13215 | 61,471 | 465,151 | - | 465,151 | 7.6 |

**Nota:** *Notes:*

[a] **Daripada umur 0 hingga kumpulan umur 1-4**
*From age of 0 to age group 1-4*

[b] **Daripada umur 0, kumpulan umur 1-4 hingga kumpulan umur 5-9**
*From age of 0, age group 1-4 to age group 5-9*

[c] **Daripada umur 75 hingga 80+**
*From age of 75 to 80+*

[p] **Permulaan**
*Preliminary*

**Muka surat ini sengaja dibiarkan kosong**

*This page is deliberately left blank*

# NEGERI & DAERAH PENTADBIRAN

## *STATE & ADMINISTRATIVE DISTRICT*

# W.P. LABUAN

# 2025p

**Muka surat ini sengaja dibiarkan kosong**

*This page is deliberately left blank*

**Jadual 4.15: Jadual hayat ringkas mengikut jantina dan umur, W.P. Labuan, 2025[p]**

*Table 4.15: Abridged life table by sex and age, W.P. Labuan, 2025 [p]*

| **Umur** *Age* | **Kebarangkalian mati di antara umur x dan umur x+n** *Probability of dying between age x and age x+n* | **Bilangan kematian di antara umur x dan umur x+n** *Number of deaths between age x and age x+n* | **Kadar tengah mortaliti di antara umur x dan umur x+n** *Central mortality rate between age x and age x+n* | **Penakat (orang yang masih hidup) pada umur tepat x** *Survivors at exact age x* | **Bilangan orang hidup-tahun di antara umur x dan umur x+n** *Number of person-years lived between age x and age x+n* | **Nisbah ketakatan** *Survival ratio* | **Jumlah bilangan orang hidup-tahun selepas umur tepat x** *Total number of person-years lived after exact age x* | **Jangkaan hayat** *Life expectancy* |
|---|---|---|---|---|---|---|---|---|
| **x** | $_nq_x$ | $_nd_x$ | $_nm_x$ | $l_x$ | $_nL_x$ | $_nS_x$ | $T_x$ | $e_x$ |
| **Lelaki dan Perempuan** *Both sexes* | | | | | | | | |
| **0** | 0.00945 | 945 | 0.00953 | 100,000 | 99,129 | 0.99026 [a] | 7,661,555 | 76.6 |
| **1** | 0.00090 | 89 | 0.00023 | 99,055 | 395,999 | 0.99883 [b] | 7,562,426 | 76.3 |
| **5** | 0.00115 | 113 | 0.00023 | 98,966 | 494,547 | 0.99831 | 7,166,427 | 72.4 |
| **10** | 0.00223 | 221 | 0.00045 | 98,853 | 493,712 | 0.99815 | 6,671,880 | 67.5 |
| **15** | 0.00146 | 144 | 0.00029 | 98,632 | 492,799 | 0.99853 | 6,178,168 | 62.6 |
| **20** | 0.00148 | 146 | 0.00030 | 98,488 | 492,074 | 0.99802 | 5,685,369 | 57.7 |
| **25** | 0.00248 | 244 | 0.00050 | 98,342 | 491,099 | 0.99658 | 5,193,295 | 52.8 |
| **30** | 0.00435 | 427 | 0.00087 | 98,098 | 489,422 | 0.99500 | 4,702,196 | 47.9 |
| **35** | 0.00565 | 552 | 0.00113 | 97,671 | 486,975 | 0.99352 | 4,212,774 | 43.1 |
| **40** | 0.00731 | 710 | 0.00147 | 97,119 | 483,820 | 0.99014 | 3,725,799 | 38.4 |
| **45** | 0.01242 | 1,197 | 0.00250 | 96,409 | 479,052 | 0.98376 | 3,241,979 | 33.6 |
| **50** | 0.02012 | 1,915 | 0.00406 | 95,212 | 471,271 | 0.96764 | 2,762,928 | 29.0 |
| **55** | 0.04485 | 4,184 | 0.00918 | 93,297 | 456,022 | 0.94935 | 2,291,657 | 24.6 |
| **60** | 0.05672 | 5,054 | 0.01167 | 89,112 | 432,926 | 0.92271 | 1,835,635 | 20.6 |
| **65** | 0.09909 | 8,330 | 0.02085 | 84,058 | 399,467 | 0.88141 | 1,402,710 | 16.7 |
| **70** | 0.14023 | 10,619 | 0.03016 | 75,729 | 352,095 | 0.82910 | 1,003,243 | 13.2 |
| **75** | 0.20657 | 13,450 | 0.04607 | 65,109 | 291,922 | 0.55168 [c] | 651,148 | 10.0 |
| **80+** | 1.00000 | 51,659 | 0.14381 | 51,659 | 359,226 | - | 359,226 | 7.0 |
| **Lelaki** *Male* | | | | | | | | |
| **0** | 0.00883 | 883 | 0.00890 | 100,000 | 99,177 | 0.99067 [a] | 7,440,902 | 74.4 |
| **1** | 0.00132 | 131 | 0.00033 | 99,117 | 396,158 | 0.99918 [b] | 7,341,725 | 74.1 |
| **5** | 0.00000 | - | 0.00000 | 98,986 | 494,931 | 0.99866 | 6,945,567 | 70.2 |
| **10** | 0.00269 | 266 | 0.00054 | 98,986 | 494,265 | 0.99788 | 6,450,636 | 65.2 |
| **15** | 0.00154 | 152 | 0.00031 | 98,720 | 493,219 | 0.99785 | 5,956,371 | 60.3 |
| **20** | 0.00276 | 272 | 0.00055 | 98,568 | 492,158 | 0.99660 | 5,463,152 | 55.4 |
| **25** | 0.00403 | 397 | 0.00081 | 98,296 | 490,486 | 0.99514 | 4,970,994 | 50.6 |
| **30** | 0.00569 | 557 | 0.00114 | 97,899 | 488,102 | 0.99324 | 4,480,508 | 45.8 |
| **35** | 0.00783 | 762 | 0.00157 | 97,342 | 484,805 | 0.99211 | 3,992,406 | 41.0 |
| **40** | 0.00796 | 768 | 0.00160 | 96,580 | 480,979 | 0.98949 | 3,507,601 | 36.3 |
| **45** | 0.01309 | 1,254 | 0.00263 | 95,812 | 475,924 | 0.97766 | 3,026,622 | 31.6 |
| **50** | 0.03172 | 3,000 | 0.00645 | 94,558 | 465,290 | 0.95489 | 2,550,698 | 27.0 |
| **55** | 0.05894 | 5,396 | 0.01215 | 91,558 | 444,301 | 0.93360 | 2,085,408 | 22.8 |
| **60** | 0.07434 | 6,405 | 0.01544 | 86,162 | 414,798 | 0.89916 | 1,641,106 | 19.0 |
| **65** | 0.12947 | 10,326 | 0.02769 | 79,757 | 372,970 | 0.84220 | 1,226,308 | 15.4 |
| **70** | 0.19034 | 13,215 | 0.04207 | 69,431 | 314,117 | 0.80016 | 853,338 | 12.3 |
| **75** | 0.21157 | 11,894 | 0.04732 | 56,216 | 251,344 | 0.53388 [c] | 539,221 | 9.6 |
| **80+** | 1.00000 | 44,322 | 0.15396 | 44,322 | 287,877 | - | 287,877 | 6.5 |
| **Perempuan** *Female* | | | | | | | | |
| **0** | 0.01016 | 1,016 | 0.01025 | 100,000 | 99,066 | 0.98978 [a] | 7,918,612 | 79.2 |
| **1** | 0.00046 | 46 | 0.00012 | 98,984 | 395,823 | 0.99837 [b] | 7,819,546 | 79.0 |
| **5** | 0.00248 | 245 | 0.00050 | 98,939 | 494,081 | 0.99790 | 7,423,722 | 75.0 |
| **10** | 0.00172 | 170 | 0.00035 | 98,694 | 493,043 | 0.99846 | 6,929,642 | 70.2 |
| **15** | 0.00136 | 134 | 0.00027 | 98,524 | 492,281 | 0.99914 | 6,436,599 | 65.3 |
| **20** | 0.00035 | 34 | 0.00007 | 98,389 | 491,859 | 0.99928 | 5,944,318 | 60.4 |
| **25** | 0.00109 | 107 | 0.00022 | 98,355 | 491,506 | 0.99792 | 5,452,458 | 55.4 |
| **30** | 0.00308 | 303 | 0.00062 | 98,248 | 490,482 | 0.99671 | 4,960,952 | 50.5 |
| **35** | 0.00349 | 342 | 0.00070 | 97,945 | 488,869 | 0.99500 | 4,470,470 | 45.6 |
| **40** | 0.00651 | 635 | 0.00131 | 97,603 | 486,426 | 0.99095 | 3,981,601 | 40.8 |
| **45** | 0.01161 | 1,126 | 0.00234 | 96,968 | 482,023 | 0.98916 | 3,495,175 | 36.0 |
| **50** | 0.01006 | 964 | 0.00202 | 95,842 | 476,798 | 0.97959 | 3,013,151 | 31.4 |
| **55** | 0.03086 | 2,928 | 0.00627 | 94,878 | 467,069 | 0.96658 | 2,536,353 | 26.7 |
| **60** | 0.03606 | 3,316 | 0.00734 | 91,950 | 451,461 | 0.95017 | 2,069,284 | 22.5 |
| **65** | 0.06411 | 5,683 | 0.01325 | 88,635 | 428,966 | 0.92335 | 1,617,822 | 18.3 |
| **70** | 0.09005 | 7,470 | 0.01886 | 82,952 | 396,085 | 0.85769 | 1,188,856 | 14.3 |
| **75** | 0.19975 | 15,077 | 0.04438 | 75,482 | 339,717 | 0.57148 [c] | 792,771 | 10.5 |
| **80+** | 1.00000 | 60,405 | 0.13333 | 60,405 | 453,054 | - | 453,054 | 7.5 |

**Nota:** *Notes:*

[a] **Daripada umur 0 hingga kumpulan umur 1-4**
*From age of 0 to age group 1-4*

[b] **Daripada umur 0, kumpulan umur 1-4 hingga kumpulan umur 5-9**
*From age of 0, age group 1-4 to age group 5-9*

[c] **Daripada umur 75 hingga 80+**
*From age of 75 to 80+*

[p] **Permulaan**
*Preliminary*

**Muka surat ini sengaja dibiarkan kosong**

*This page is deliberately left blank*

# NEGERI & DAERAH PENTADBIRAN

## *STATE & ADMINISTRATIVE DISTRICT*

# W.P. PUTRAJAYA

# 2025p

**Muka surat ini sengaja dibiarkan kosong**

*This page is deliberately left blank*

**Jadual 4.16: Jadual hayat ringkas mengikut jantina dan umur, W.P. Putrajaya, 2025[p]**
*Table 4.16: Abridged life table by sex and age, W.P. Putrajaya, 2025 [p]*

| **Umur** *Age* | **Kebarangkalian mati di antara umur x dan umur x+n** *Probability of dying between age x and age x+n* | **Bilangan kematian di antara umur x dan umur x+n** *Number of deaths between age x and age x+n* | **Kadar tengah mortaliti di antara umur x dan umur x+n** *Central mortality rate between age x and age x+n* | **Penakat (orang yang masih hidup) pada umur tepat x** *Survivors at exact age x* | **Bilangan orang hidup-tahun di antara umur x dan umur x+n** *Number of person-years lived between age x and age x+n* | **Nisbah ketakatan** *Survival ratio* | **Jumlah bilangan orang hidup-tahun selepas umur tepat x** *Total number of person-years lived after exact age x* | **Jangkaan hayat** *Life expectancy* |
|---|---|---|---|---|---|---|---|---|
| **x** | $_nq_x$ | $_nd_x$ | $_nm_x$ | $l_x$ | $_nL_x$ | $_nS_x$ | $T_x$ | $e_x$ |
| **Lelaki dan Perempuan** *Both sexes* | | | | | | | | |
| **0** | 0.01018 | 1,018 | 0.01028 | 100,000 | 99,064 | 0.98884 [a] | 7,362,898 | 73.6 |
| **1** | 0.00232 | 230 | 0.00058 | 98,982 | 395,354 | 0.99817 [b] | 7,263,834 | 73.4 |
| **5** | 0.00100 | 99 | 0.00020 | 98,752 | 493,514 | 0.99917 | 6,868,480 | 69.6 |
| **10** | 0.00065 | 64 | 0.00013 | 98,653 | 493,106 | 0.99924 | 6,374,966 | 64.6 |
| **15** | 0.00086 | 85 | 0.00017 | 98,589 | 492,733 | 0.99836 | 5,881,860 | 59.7 |
| **20** | 0.00241 | 238 | 0.00048 | 98,504 | 491,927 | 0.99714 | 5,389,126 | 54.7 |
| **25** | 0.00330 | 325 | 0.00066 | 98,267 | 490,522 | 0.99562 | 4,897,199 | 49.8 |
| **30** | 0.00545 | 534 | 0.00109 | 97,942 | 488,375 | 0.99483 | 4,406,678 | 45.0 |
| **35** | 0.00489 | 476 | 0.00098 | 97,408 | 485,850 | 0.99468 | 3,918,302 | 40.2 |
| **40** | 0.00575 | 558 | 0.00115 | 96,932 | 483,265 | 0.99032 | 3,432,452 | 35.4 |
| **45** | 0.01362 | 1,312 | 0.00274 | 96,374 | 478,589 | 0.98278 | 2,949,187 | 30.6 |
| **50** | 0.02087 | 1,984 | 0.00422 | 95,062 | 470,348 | 0.97079 | 2,470,598 | 26.0 |
| **55** | 0.03772 | 3,511 | 0.00769 | 93,077 | 456,610 | 0.95036 | 2,000,250 | 21.5 |
| **60** | 0.06203 | 5,556 | 0.01280 | 89,567 | 433,944 | 0.90914 | 1,543,640 | 17.2 |
| **65** | 0.12160 | 10,216 | 0.02589 | 84,011 | 394,514 | 0.83066 | 1,109,696 | 13.2 |
| **70** | 0.22368 | 16,507 | 0.05037 | 73,795 | 327,707 | 0.66686 | 715,182 | 9.7 |
| **75** | 0.47414 | 27,162 | 0.12429 | 57,288 | 218,534 | 0.43600 [c] | 387,475 | 6.8 |
| **80+** | 1.00000 | 30,126 | 0.17832 | 30,126 | 168,940 | - | 168,940 | 5.6 |
| **Lelaki** *Male* | | | | | | | | |
| **0** | 0.01240 | 1,240 | 0.01254 | 100,000 | 98,857 | 0.98633 [a] | 7,178,038 | 71.8 |
| **1** | 0.00311 | 307 | 0.00078 | 98,760 | 394,308 | 0.99769 [b] | 7,079,181 | 71.7 |
| **5** | 0.00096 | 95 | 0.00019 | 98,453 | 492,028 | 0.99925 | 6,684,874 | 67.9 |
| **10** | 0.00054 | 53 | 0.00011 | 98,358 | 491,657 | 0.99890 | 6,192,846 | 63.0 |
| **15** | 0.00167 | 164 | 0.00033 | 98,305 | 491,114 | 0.99741 | 5,701,189 | 58.0 |
| **20** | 0.00352 | 346 | 0.00071 | 98,141 | 489,840 | 0.99539 | 5,210,076 | 53.1 |
| **25** | 0.00569 | 557 | 0.00114 | 97,795 | 487,583 | 0.99268 | 4,720,236 | 48.3 |
| **30** | 0.00896 | 871 | 0.00180 | 97,238 | 484,014 | 0.99221 | 4,232,653 | 43.5 |
| **35** | 0.00661 | 637 | 0.00133 | 96,367 | 480,245 | 0.99343 | 3,748,639 | 38.9 |
| **40** | 0.00654 | 626 | 0.00131 | 95,731 | 477,089 | 0.98777 | 3,268,394 | 34.1 |
| **45** | 0.01795 | 1,707 | 0.00362 | 95,105 | 471,256 | 0.97632 | 2,791,306 | 29.3 |
| **50** | 0.02950 | 2,755 | 0.00599 | 93,397 | 460,099 | 0.96014 | 2,320,050 | 24.8 |
| **55** | 0.05052 | 4,579 | 0.01037 | 90,642 | 441,761 | 0.94195 | 1,859,951 | 20.5 |
| **60** | 0.06598 | 5,679 | 0.01365 | 86,063 | 416,116 | 0.89642 | 1,418,190 | 16.5 |
| **65** | 0.14383 | 11,562 | 0.03100 | 80,384 | 373,015 | 0.81991 | 1,002,074 | 12.5 |
| **70** | 0.22245 | 15,309 | 0.05006 | 68,822 | 305,838 | 0.63718 | 629,059 | 9.1 |
| **75** | 0.54335 | 29,076 | 0.14921 | 53,513 | 194,874 | 0.39709 [c] | 323,221 | 6.0 |
| **80+** | 1.00000 | 24,437 | 0.19039 | 24,437 | 128,348 | - | 128,348 | 5.3 |
| **Perempuan** *Female* | | | | | | | | |
| **0** | 0.00797 | 797 | 0.00803 | 100,000 | 99,262 | 0.99142 [a] | 7,540,281 | 75.4 |
| **1** | 0.00148 | 146 | 0.00037 | 99,203 | 396,448 | 0.99862 [b] | 7,441,019 | 75.0 |
| **5** | 0.00104 | 103 | 0.00021 | 99,057 | 495,027 | 0.99910 | 7,044,571 | 71.1 |
| **10** | 0.00077 | 76 | 0.00015 | 98,954 | 494,580 | 0.99962 | 6,549,544 | 66.2 |
| **15** | 0.00000 | - | 0.00000 | 98,878 | 494,390 | 0.99943 | 6,054,963 | 61.2 |
| **20** | 0.00115 | 113 | 0.00023 | 98,878 | 494,107 | 0.99905 | 5,560,573 | 56.2 |
| **25** | 0.00076 | 75 | 0.00015 | 98,765 | 493,636 | 0.99829 | 5,066,466 | 51.3 |
| **30** | 0.00267 | 263 | 0.00053 | 98,690 | 492,791 | 0.99691 | 4,572,830 | 46.3 |
| **35** | 0.00352 | 346 | 0.00070 | 98,427 | 491,268 | 0.99569 | 4,080,039 | 41.5 |
| **40** | 0.00510 | 501 | 0.00102 | 98,080 | 489,151 | 0.99286 | 3,588,771 | 36.6 |
| **45** | 0.00918 | 896 | 0.00185 | 97,580 | 485,659 | 0.98945 | 3,099,620 | 31.8 |
| **50** | 0.01193 | 1,153 | 0.00240 | 96,684 | 480,535 | 0.98147 | 2,613,961 | 27.0 |
| **55** | 0.02522 | 2,409 | 0.00511 | 95,530 | 471,629 | 0.95867 | 2,133,426 | 22.3 |
| **60** | 0.05785 | 5,388 | 0.01192 | 93,121 | 452,138 | 0.92088 | 1,661,797 | 17.8 |
| **65** | 0.10169 | 8,922 | 0.02143 | 87,734 | 416,364 | 0.84013 | 1,209,658 | 13.8 |
| **70** | 0.22463 | 17,704 | 0.05061 | 78,812 | 349,800 | 0.68437 | 793,294 | 10.1 |
| **75** | 0.43299 | 26,459 | 0.11053 | 61,108 | 239,393 | 0.46021 [c] | 443,494 | 7.3 |
| **80+** | 1.00000 | 34,649 | 0.16976 | 34,649 | 204,102 | - | 204,102 | 5.9 |

**Nota:** *Notes:*
[a] **Daripada umur 0 hingga kumpulan umur 1-4**
*From age of 0 to age group 1-4*
[b] **Daripada umur 0, kumpulan umur 1-4 hingga kumpulan umur 5-9**
*From age of 0, age group 1-4 to age group 5-9*
[c] **Daripada umur 75 hingga 80+**
*From age of 75 to 80+*
[p] **Permulaan**
*Preliminary*

**Muka surat ini sengaja dibiarkan kosong**

*This page is deliberately left blank*

# NEGERI & DAERAH PENTADBIRAN

## *STATE & ADMINISTRATIVE DISTRICT*

**2026e**

**Muka surat ini sengaja dibiarkan kosong**

*This page is deliberately left blank*

# NEGERI & DAERAH PENTADBIRAN

## *STATE & ADMINISTRATIVE DISTRICT*

# JOHOR

# 2026e

**Muka surat ini sengaja dibiarkan kosong**

*This page is deliberately left blank*

**Jadual 5.1: Jadual hayat ringkas mengikut jantina dan umur, Johor, 2026[e]**

*Table 5.1: Abridged life table by sex and age, Johor, 2026 [e]*

| **Umur** *Age* | **Kebarangkalian mati di antara umur x dan umur x+n** *Probability of dying between age x and age x+n* | **Bilangan kematian di antara umur x dan umur x+n** *Number of deaths between age x and age x+n* | **Kadar tengah mortaliti di antara umur x dan umur x+n** *Central mortality rate between age x and age x+n* | **Penakat (orang yang masih hidup) pada umur tepat x** *Survivors at exact age x* | **Bilangan orang hidup-tahun di antara umur x dan umur x+n** *Number of person-years lived between age x and age x+n* | **Nisbah ketakatan** *Survival ratio* | **Jumlah bilangan orang hidup-tahun selepas umur tepat x** *Total number of person-years lived after exact age x* | **Jangkaan hayat** *Life expectancy* |
|---|---|---|---|---|---|---|---|---|
| **x** | $_nq_x$ | $_nd_x$ | $_nm_x$ | $l_x$ | $_nL_x$ | $_nS_x$ | $T_x$ | $e_x$ |
| **Lelaki dan Perempuan** *Both sexes* | | | | | | | | |
| **0** | 0.00668 | 668 | 0.00673 | 100,000 | 99,378 | 0.99287 [a] | 7,487,400 | 74.9 |
| **1** | 0.00109 | 109 | 0.00027 | 99,332 | 397,056 | 0.99901 [b] | 7,388,021 | 74.4 |
| **5** | 0.00069 | 69 | 0.00014 | 99,223 | 495,944 | 0.99917 | 6,990,965 | 70.5 |
| **10** | 0.00097 | 96 | 0.00019 | 99,154 | 495,531 | 0.99807 | 6,495,021 | 65.5 |
| **15** | 0.00290 | 287 | 0.00058 | 99,058 | 494,573 | 0.99696 | 5,999,490 | 60.6 |
| **20** | 0.00318 | 315 | 0.00064 | 98,771 | 493,069 | 0.99684 | 5,504,917 | 55.7 |
| **25** | 0.00314 | 309 | 0.00063 | 98,457 | 491,509 | 0.99569 | 5,011,848 | 50.9 |
| **30** | 0.00549 | 539 | 0.00110 | 98,147 | 489,389 | 0.99290 | 4,520,339 | 46.1 |
| **35** | 0.00872 | 851 | 0.00175 | 97,609 | 485,915 | 0.98932 | 4,030,950 | 41.3 |
| **40** | 0.01266 | 1,225 | 0.00255 | 96,757 | 480,725 | 0.98293 | 3,545,035 | 36.6 |
| **45** | 0.02153 | 2,057 | 0.00435 | 95,533 | 472,521 | 0.97357 | 3,064,310 | 32.1 |
| **50** | 0.03143 | 2,938 | 0.00639 | 93,476 | 460,033 | 0.96088 | 2,591,788 | 27.7 |
| **55** | 0.04706 | 4,261 | 0.00964 | 90,538 | 442,036 | 0.94222 | 2,131,755 | 23.5 |
| **60** | 0.06903 | 5,956 | 0.01430 | 86,277 | 416,494 | 0.91859 | 1,689,719 | 19.6 |
| **65** | 0.09471 | 7,607 | 0.01988 | 80,321 | 382,586 | 0.87315 | 1,273,225 | 15.9 |
| **70** | 0.16235 | 11,805 | 0.03534 | 72,714 | 334,056 | 0.79109 | 890,639 | 12.2 |
| **75** | 0.26449 | 16,110 | 0.06096 | 60,909 | 264,270 | 0.52519 [c] | 556,582 | 9.1 |
| **80+** | 1.00000 | 44,799 | 0.15326 | 44,799 | 292,312 | - | 292,312 | 6.5 |
| **Lelaki** *Male* | | | | | | | | |
| **0** | 0.00731 | 731 | 0.00736 | 100,000 | 99,316 | 0.99224 [a] | 7,271,935 | 72.7 |
| **1** | 0.00116 | 115 | 0.00029 | 99,269 | 396,806 | 0.99893 [b] | 7,172,620 | 72.3 |
| **5** | 0.00075 | 74 | 0.00015 | 99,155 | 495,589 | 0.99897 | 6,775,814 | 68.3 |
| **10** | 0.00132 | 131 | 0.00026 | 99,081 | 495,076 | 0.99711 | 6,280,225 | 63.4 |
| **15** | 0.00447 | 442 | 0.00090 | 98,950 | 493,644 | 0.99556 | 5,785,149 | 58.5 |
| **20** | 0.00441 | 434 | 0.00088 | 98,508 | 491,453 | 0.99574 | 5,291,505 | 53.7 |
| **25** | 0.00412 | 404 | 0.00083 | 98,074 | 489,358 | 0.99433 | 4,800,051 | 48.9 |
| **30** | 0.00723 | 707 | 0.00145 | 97,669 | 486,581 | 0.99120 | 4,310,694 | 44.1 |
| **35** | 0.01038 | 1,006 | 0.00209 | 96,963 | 482,299 | 0.98650 | 3,824,113 | 39.4 |
| **40** | 0.01665 | 1,598 | 0.00336 | 95,957 | 475,788 | 0.97870 | 3,341,814 | 34.8 |
| **45** | 0.02602 | 2,455 | 0.00527 | 94,359 | 465,655 | 0.96818 | 2,866,026 | 30.4 |
| **50** | 0.03778 | 3,473 | 0.00770 | 91,903 | 450,836 | 0.95211 | 2,400,371 | 26.1 |
| **55** | 0.05840 | 5,165 | 0.01203 | 88,431 | 429,243 | 0.92909 | 1,949,535 | 22.0 |
| **60** | 0.08419 | 7,010 | 0.01758 | 83,266 | 398,806 | 0.90009 | 1,520,292 | 18.3 |
| **65** | 0.11708 | 8,928 | 0.02487 | 76,256 | 358,961 | 0.84302 | 1,121,487 | 14.7 |
| **70** | 0.20218 | 13,612 | 0.04498 | 67,328 | 302,611 | 0.75682 | 762,526 | 11.3 |
| **75** | 0.29457 | 15,823 | 0.06909 | 53,716 | 229,022 | 0.50203 [c] | 459,916 | 8.6 |
| **80+** | 1.00000 | 37,893 | 0.16411 | 37,893 | 230,893 | - | 230,893 | 6.1 |
| **Perempuan** *Female* | | | | | | | | |
| **0** | 0.00602 | 602 | 0.00605 | 100,000 | 99,439 | 0.99355 [a] | 7,743,934 | 77.4 |
| **1** | 0.00103 | 102 | 0.00026 | 99,398 | 397,338 | 0.99908 [b] | 7,644,495 | 76.9 |
| **5** | 0.00064 | 63 | 0.00013 | 99,296 | 496,321 | 0.99938 | 7,247,157 | 73.0 |
| **10** | 0.00061 | 60 | 0.00012 | 99,233 | 496,012 | 0.99915 | 6,750,835 | 68.0 |
| **15** | 0.00110 | 109 | 0.00022 | 99,172 | 495,588 | 0.99869 | 6,254,823 | 63.1 |
| **20** | 0.00152 | 150 | 0.00030 | 99,063 | 494,939 | 0.99837 | 5,759,235 | 58.1 |
| **25** | 0.00174 | 173 | 0.00035 | 98,913 | 494,133 | 0.99750 | 5,264,296 | 53.2 |
| **30** | 0.00325 | 321 | 0.00065 | 98,740 | 492,900 | 0.99505 | 4,770,163 | 48.3 |
| **35** | 0.00666 | 656 | 0.00134 | 98,420 | 490,459 | 0.99265 | 4,277,263 | 43.5 |
| **40** | 0.00804 | 786 | 0.00161 | 97,764 | 486,856 | 0.98784 | 3,786,804 | 38.7 |
| **45** | 0.01632 | 1,583 | 0.00329 | 96,978 | 480,933 | 0.97966 | 3,299,948 | 34.0 |
| **50** | 0.02441 | 2,329 | 0.00494 | 95,395 | 471,153 | 0.97020 | 2,819,015 | 29.6 |
| **55** | 0.03532 | 3,287 | 0.00719 | 93,066 | 457,114 | 0.95612 | 2,347,862 | 25.2 |
| **60** | 0.05276 | 4,737 | 0.01084 | 89,779 | 437,054 | 0.93756 | 1,890,748 | 21.1 |
| **65** | 0.07266 | 6,179 | 0.01508 | 85,042 | 409,763 | 0.90231 | 1,453,694 | 17.1 |
| **70** | 0.12468 | 9,832 | 0.02659 | 78,863 | 369,734 | 0.82309 | 1,043,931 | 13.2 |
| **75** | 0.23659 | 16,332 | 0.05367 | 69,031 | 304,323 | 0.54861 [c] | 674,198 | 9.8 |
| **80+** | 1.00000 | 52,699 | 0.14248 | 52,699 | 369,875 | - | 369,875 | 7.0 |

**Nota:** *Notes:*

[a] **Daripada umur 0 hingga kumpulan umur 1-4**
*From age of 0 to age group 1-4*

[b] **Daripada umur 0, kumpulan umur 1-4 hingga kumpulan umur 5-9**
*From age of 0, age group 1-4 to age group 5-9*

[c] **Daripada umur 75 hingga 80+**
*From age of 75 to 80+*

[e] **Anggaran**
*Estimates*

**Jadual 5.1.1: Jadual hayat ringkas mengikut jantina dan umur, Batu Pahat, Johor, 2026[e]**

*Table 5.1.1: Abridged life table by sex and age, Batu Pahat, Johor, 2026 [e]*

| **Umur** *Age* | **Kebarangkalian mati di antara umur x dan umur x+n** *Probability of dying between age x and age x+n* | **Bilangan kematian di antara umur x dan umur x+n** *Number of deaths between age x and age x+n* | **Kadar tengah mortaliti di antara umur x dan umur x+n** *Central mortality rate between age x and age x+n* | **Penakat (orang yang masih hidup) pada umur tepat x** *Survivors at exact age x* | **Bilangan orang hidup-tahun di antara umur x dan umur x+n** *Number of person-years lived between age x and age x+n* | **Nisbah ketakatan** *Survival ratio* | **Jumlah bilangan orang hidup-tahun selepas umur tepat x** *Total number of person-years lived after exact age x* | **Jangkaan hayat** *Life expectancy* |
|---|---|---|---|---|---|---|---|---|
| **x** | $_nq_x$ | $_nd_x$ | $_nm_x$ | $l_x$ | $_nL_x$ | $_nS_x$ | $T_x$ | $e_x$ |
| **Lelaki dan Perempuan** *Both sexes* | | | | | | | | |
| **0** | 0.00524 | 524 | 0.00527 | 100,000 | 99,510 | 0.99424 [a] | 7,476,793 | 74.8 |
| **1** | 0.00118 | 117 | 0.00029 | 99,476 | 397,612 | 0.99917 [b] | 7,377,283 | 74.2 |
| **5** | 0.00034 | 33 | 0.00007 | 99,359 | 496,709 | 0.99941 | 6,979,671 | 70.2 |
| **10** | 0.00085 | 85 | 0.00017 | 99,325 | 496,414 | 0.99872 | 6,482,962 | 65.3 |
| **15** | 0.00171 | 170 | 0.00034 | 99,240 | 495,779 | 0.99761 | 5,986,548 | 60.3 |
| **20** | 0.00308 | 305 | 0.00062 | 99,071 | 494,591 | 0.99703 | 5,490,769 | 55.4 |
| **25** | 0.00285 | 282 | 0.00057 | 98,766 | 493,123 | 0.99624 | 4,996,178 | 50.6 |
| **30** | 0.00467 | 460 | 0.00094 | 98,484 | 491,268 | 0.99403 | 4,503,055 | 45.7 |
| **35** | 0.00728 | 714 | 0.00146 | 98,024 | 488,335 | 0.99079 | 4,011,787 | 40.9 |
| **40** | 0.01115 | 1,085 | 0.00224 | 97,310 | 483,838 | 0.98348 | 3,523,452 | 36.2 |
| **45** | 0.02194 | 2,112 | 0.00444 | 96,225 | 475,846 | 0.97386 | 3,039,613 | 31.6 |
| **50** | 0.03043 | 2,864 | 0.00618 | 94,113 | 463,408 | 0.95975 | 2,563,767 | 27.2 |
| **55** | 0.05038 | 4,597 | 0.01034 | 91,250 | 444,757 | 0.93630 | 2,100,359 | 23.0 |
| **60** | 0.07774 | 6,736 | 0.01618 | 86,653 | 416,424 | 0.90880 | 1,655,602 | 19.1 |
| **65** | 0.10581 | 8,456 | 0.02234 | 79,917 | 378,444 | 0.86530 | 1,239,179 | 15.5 |
| **70** | 0.16701 | 11,935 | 0.03645 | 71,461 | 327,468 | 0.78352 | 860,735 | 12.0 |
| **75** | 0.27588 | 16,422 | 0.06400 | 59,526 | 256,577 | 0.51886 [c] | 533,266 | 9.0 |
| **80+** | 1.00000 | 43,105 | 0.15579 | 43,105 | 276,689 | - | 276,689 | 6.4 |
| **Lelaki** *Male* | | | | | | | | |
| **0** | 0.00597 | 597 | 0.00601 | 100,000 | 99,438 | 0.99365 [a] | 7,241,270 | 72.4 |
| **1** | 0.00096 | 96 | 0.00024 | 99,403 | 397,385 | 0.99942 [b] | 7,141,831 | 71.8 |
| **5** | 0.00000 | - | 0.00000 | 99,307 | 496,536 | 0.99931 | 6,744,446 | 67.9 |
| **10** | 0.00139 | 138 | 0.00028 | 99,307 | 496,191 | 0.99793 | 6,247,911 | 62.9 |
| **15** | 0.00276 | 274 | 0.00055 | 99,169 | 495,163 | 0.99625 | 5,751,720 | 58.0 |
| **20** | 0.00474 | 468 | 0.00095 | 98,896 | 493,308 | 0.99574 | 5,256,556 | 53.2 |
| **25** | 0.00379 | 373 | 0.00076 | 98,427 | 491,204 | 0.99501 | 4,763,249 | 48.4 |
| **30** | 0.00620 | 608 | 0.00124 | 98,054 | 488,752 | 0.99227 | 4,272,045 | 43.6 |
| **35** | 0.00926 | 902 | 0.00186 | 97,446 | 484,976 | 0.98812 | 3,783,293 | 38.8 |
| **40** | 0.01452 | 1,402 | 0.00293 | 96,544 | 479,216 | 0.97957 | 3,298,317 | 34.2 |
| **45** | 0.02642 | 2,514 | 0.00535 | 95,142 | 469,427 | 0.96969 | 2,819,101 | 29.6 |
| **50** | 0.03430 | 3,177 | 0.00698 | 92,628 | 455,200 | 0.95229 | 2,349,674 | 25.4 |
| **55** | 0.06160 | 5,510 | 0.01271 | 89,452 | 433,483 | 0.91957 | 1,894,474 | 21.2 |
| **60** | 0.10050 | 8,437 | 0.02116 | 83,942 | 398,618 | 0.87851 | 1,460,991 | 17.4 |
| **65** | 0.14481 | 10,934 | 0.03122 | 75,505 | 350,191 | 0.82331 | 1,062,373 | 14.1 |
| **70** | 0.21397 | 13,816 | 0.04792 | 64,571 | 288,316 | 0.74566 | 712,182 | 11.0 |
| **75** | 0.30570 | 15,516 | 0.07217 | 50,755 | 214,986 | 0.49280 [c] | 423,866 | 8.4 |
| **80+** | 1.00000 | 35,239 | 0.16871 | 35,239 | 208,880 | - | 208,880 | 5.9 |
| **Perempuan** *Female* | | | | | | | | |
| **0** | 0.00447 | 447 | 0.00449 | 100,000 | 99,582 | 0.99489 [a] | 7,752,673 | 77.5 |
| **1** | 0.00142 | 141 | 0.00035 | 99,553 | 397,863 | 0.99889 [b] | 7,653,091 | 76.9 |
| **5** | 0.00067 | 67 | 0.00013 | 99,412 | 496,894 | 0.99952 | 7,255,229 | 73.0 |
| **10** | 0.00029 | 29 | 0.00006 | 99,345 | 496,655 | 0.99959 | 6,758,334 | 68.0 |
| **15** | 0.00052 | 52 | 0.00010 | 99,317 | 496,454 | 0.99927 | 6,261,679 | 63.0 |
| **20** | 0.00094 | 94 | 0.00019 | 99,265 | 496,091 | 0.99872 | 5,765,226 | 58.1 |
| **25** | 0.00161 | 160 | 0.00032 | 99,171 | 495,458 | 0.99780 | 5,269,135 | 53.1 |
| **30** | 0.00279 | 276 | 0.00056 | 99,012 | 494,369 | 0.99614 | 4,773,677 | 48.2 |
| **35** | 0.00494 | 488 | 0.00099 | 98,736 | 492,458 | 0.99383 | 4,279,309 | 43.3 |
| **40** | 0.00741 | 728 | 0.00149 | 98,248 | 489,419 | 0.98786 | 3,786,850 | 38.5 |
| **45** | 0.01692 | 1,650 | 0.00341 | 97,520 | 483,475 | 0.97845 | 3,297,432 | 33.8 |
| **50** | 0.02626 | 2,518 | 0.00532 | 95,870 | 473,056 | 0.96740 | 2,813,957 | 29.4 |
| **55** | 0.03912 | 3,652 | 0.00798 | 93,352 | 457,633 | 0.95361 | 2,340,900 | 25.1 |
| **60** | 0.05397 | 4,841 | 0.01109 | 89,701 | 436,402 | 0.93884 | 1,883,268 | 21.0 |
| **65** | 0.06876 | 5,835 | 0.01424 | 84,860 | 409,712 | 0.90453 | 1,446,866 | 17.1 |
| **70** | 0.12415 | 9,811 | 0.02647 | 79,025 | 370,597 | 0.81813 | 1,037,154 | 13.1 |
| **75** | 0.24777 | 17,149 | 0.05656 | 69,214 | 303,196 | 0.54513 [c] | 666,558 | 9.6 |
| **80+** | 1.00000 | 52,065 | 0.14329 | 52,065 | 363,361 | - | 363,361 | 7.0 |

**Nota:** *Notes:*

[a] **Daripada umur 0 hingga kumpulan umur 1-4**
*From age of 0 to age group 1-4*

[b] **Daripada umur 0, kumpulan umur 1-4 hingga kumpulan umur 5-9**
*From age of 0, age group 1-4 to age group 5-9*

[c] **Daripada umur 75 hingga 80+**
*From age of 75 to 80+*

[e] **Anggaran**
*Estimates*

**Jadual 5.1.2: Jadual hayat ringkas mengikut jantina dan umur, Johor Bahru, Johor, 2026[e]**

*Table 5.1.2: Abridged life table by sex and age, Johor Bahru, Johor, 2026 [e]*

| Umur *Age* | Kebarangkalian mati di antara umur x dan umur x+n *Probability of dying between age x and age x+n* | Bilangan kematian di antara umur x dan umur x+n *Number of deaths between age x and age x+n* | Kadar tengah mortaliti di antara umur x dan umur x+n *Central mortality rate between age x and age x+n* | Penakat (orang yang masih hidup) pada umur tepat x *Survivors at exact age x* | Bilangan orang hidup-tahun di antara umur x dan umur x+n *Number of person-years lived between age x and age x+n* | Nisbah ketakatan *Survival ratio* | Jumlah bilangan orang hidup-tahun selepas umur tepat x *Total number of person-years lived after exact age x* | Jangkaan hayat *Life expectancy* |
|---|---|---|---|---|---|---|---|---|
| x | $_nq_x$ | $_nd_x$ | $_nm_x$ | $l_x$ | $_nL_x$ | $_nS_x$ | $T_x$ | $e_x$ |
| **Lelaki dan Perempuan** *Both sexes* | | | | | | | | |
| **0** | 0.00697 | 697 | 0.00702 | 100,000 | 99,352 | 0.99249 [a] | 7,633,096 | 76.3 |
| **1** | 0.00129 | 128 | 0.00032 | 99,303 | 396,892 | 0.99889 [b] | 7,533,743 | 75.9 |
| **5** | 0.00073 | 73 | 0.00015 | 99,175 | 495,693 | 0.99927 | 7,136,851 | 72.0 |
| **10** | 0.00073 | 72 | 0.00015 | 99,102 | 495,331 | 0.99831 | 6,641,158 | 67.0 |
| **15** | 0.00266 | 263 | 0.00053 | 99,030 | 494,491 | 0.99715 | 6,145,828 | 62.1 |
| **20** | 0.00304 | 300 | 0.00061 | 98,767 | 493,083 | 0.99693 | 5,651,337 | 57.2 |
| **25** | 0.00311 | 306 | 0.00062 | 98,467 | 491,567 | 0.99601 | 5,158,254 | 52.4 |
| **30** | 0.00486 | 477 | 0.00098 | 98,160 | 489,607 | 0.99351 | 4,666,687 | 47.5 |
| **35** | 0.00812 | 793 | 0.00163 | 97,683 | 486,431 | 0.99008 | 4,177,080 | 42.8 |
| **40** | 0.01174 | 1,137 | 0.00236 | 96,890 | 481,606 | 0.98437 | 3,690,649 | 38.1 |
| **45** | 0.01957 | 1,874 | 0.00395 | 95,753 | 474,079 | 0.97529 | 3,209,043 | 33.5 |
| **50** | 0.02996 | 2,812 | 0.00608 | 93,879 | 462,364 | 0.96343 | 2,734,963 | 29.1 |
| **55** | 0.04339 | 3,952 | 0.00887 | 91,067 | 445,454 | 0.94740 | 2,272,599 | 25.0 |
| **60** | 0.06223 | 5,421 | 0.01285 | 87,115 | 422,023 | 0.92959 | 1,827,145 | 21.0 |
| **65** | 0.07913 | 6,464 | 0.01648 | 81,694 | 392,309 | 0.89740 | 1,405,122 | 17.2 |
| **70** | 0.12809 | 9,636 | 0.02737 | 75,230 | 352,059 | 0.83731 | 1,012,813 | 13.5 |
| **75** | 0.20237 | 13,274 | 0.04503 | 65,594 | 294,783 | 0.55387 [c] | 660,754 | 10.1 |
| **80+** | 1.00000 | 52,319 | 0.14296 | 52,319 | 365,971 | - | 365,971 | 7.0 |
| **Lelaki** *Male* | | | | | | | | |
| **0** | 0.00739 | 739 | 0.00744 | 100,000 | 99,308 | 0.99216 [a] | 7,454,357 | 74.5 |
| **1** | 0.00116 | 115 | 0.00029 | 99,261 | 396,771 | 0.99883 [b] | 7,355,049 | 74.1 |
| **5** | 0.00093 | 93 | 0.00019 | 99,146 | 495,497 | 0.99918 | 6,958,277 | 70.2 |
| **10** | 0.00071 | 71 | 0.00014 | 99,053 | 495,089 | 0.99770 | 6,462,780 | 65.2 |
| **15** | 0.00388 | 384 | 0.00078 | 98,982 | 493,952 | 0.99609 | 5,967,692 | 60.3 |
| **20** | 0.00393 | 388 | 0.00079 | 98,598 | 492,021 | 0.99592 | 5,473,740 | 55.5 |
| **25** | 0.00423 | 415 | 0.00085 | 98,210 | 490,014 | 0.99457 | 4,981,719 | 50.7 |
| **30** | 0.00664 | 649 | 0.00133 | 97,795 | 487,354 | 0.99207 | 4,491,705 | 45.9 |
| **35** | 0.00924 | 897 | 0.00186 | 97,146 | 483,488 | 0.98785 | 4,004,351 | 41.2 |
| **40** | 0.01509 | 1,452 | 0.00304 | 96,249 | 477,613 | 0.98092 | 3,520,863 | 36.6 |
| **45** | 0.02313 | 2,192 | 0.00468 | 94,796 | 468,502 | 0.97002 | 3,043,250 | 32.1 |
| **50** | 0.03699 | 3,426 | 0.00754 | 92,604 | 454,456 | 0.95543 | 2,574,749 | 27.8 |
| **55** | 0.05244 | 4,676 | 0.01077 | 89,178 | 434,201 | 0.93707 | 2,120,292 | 23.8 |
| **60** | 0.07400 | 6,253 | 0.01537 | 84,502 | 406,877 | 0.91622 | 1,686,092 | 20.0 |
| **65** | 0.09434 | 7,382 | 0.01980 | 78,249 | 372,790 | 0.87621 | 1,279,214 | 16.3 |
| **70** | 0.15630 | 11,076 | 0.03391 | 70,867 | 326,644 | 0.81712 | 906,425 | 12.8 |
| **75** | 0.21438 | 12,818 | 0.04802 | 59,791 | 266,908 | 0.53964 [c] | 579,781 | 9.7 |
| **80+** | 1.00000 | 46,973 | 0.15013 | 46,973 | 312,874 | - | 312,874 | 6.7 |
| **Perempuan** *Female* | | | | | | | | |
| **0** | 0.00653 | 653 | 0.00657 | 100,000 | 99,392 | 0.99286 [a] | 7,841,927 | 78.4 |
| **1** | 0.00142 | 141 | 0.00035 | 99,347 | 397,038 | 0.99893 [b] | 7,742,534 | 77.9 |
| **5** | 0.00053 | 52 | 0.00011 | 99,206 | 495,899 | 0.99936 | 7,345,497 | 74.0 |
| **10** | 0.00075 | 74 | 0.00015 | 99,154 | 495,583 | 0.99899 | 6,849,598 | 69.1 |
| **15** | 0.00127 | 125 | 0.00025 | 99,079 | 495,084 | 0.99845 | 6,354,015 | 64.1 |
| **20** | 0.00184 | 182 | 0.00037 | 98,954 | 494,315 | 0.99830 | 5,858,931 | 59.2 |
| **25** | 0.00155 | 153 | 0.00031 | 98,772 | 493,476 | 0.99791 | 5,364,616 | 54.3 |
| **30** | 0.00263 | 259 | 0.00053 | 98,618 | 492,444 | 0.99532 | 4,871,141 | 49.4 |
| **35** | 0.00673 | 662 | 0.00135 | 98,359 | 490,140 | 0.99271 | 4,378,697 | 44.5 |
| **40** | 0.00784 | 766 | 0.00157 | 97,697 | 486,569 | 0.98838 | 3,888,556 | 39.8 |
| **45** | 0.01542 | 1,495 | 0.00311 | 96,931 | 480,917 | 0.98125 | 3,401,988 | 35.1 |
| **50** | 0.02214 | 2,112 | 0.00448 | 95,436 | 471,899 | 0.97201 | 2,921,071 | 30.6 |
| **55** | 0.03397 | 3,170 | 0.00691 | 93,324 | 458,693 | 0.95843 | 2,449,172 | 26.2 |
| **60** | 0.04944 | 4,457 | 0.01014 | 90,154 | 439,625 | 0.94340 | 1,990,479 | 22.1 |
| **65** | 0.06413 | 5,496 | 0.01325 | 85,696 | 414,742 | 0.91789 | 1,550,855 | 18.1 |
| **70** | 0.10131 | 8,125 | 0.02134 | 80,201 | 380,689 | 0.85612 | 1,136,113 | 14.2 |
| **75** | 0.19124 | 13,783 | 0.04229 | 72,075 | 325,917 | 0.56856 [c] | 755,424 | 10.5 |
| **80+** | 1.00000 | 58,292 | 0.13572 | 58,292 | 429,507 | - | 429,507 | 7.4 |

**Nota:** *Notes:*

[a] **Daripada umur 0 hingga kumpulan umur 1-4**
*From age of 0 to age group 1-4*

[b] **Daripada umur 0, kumpulan umur 1-4 hingga kumpulan umur 5-9**
*From age of 0, age group 1-4 to age group 5-9*

[c] **Daripada umur 75 hingga 80+**
*From age of 75 to 80+*

[e] **Anggaran**
*Estimates*

**Jadual 5.1.3: Jadual hayat ringkas mengikut jantina dan umur, Kluang, Johor, 2026[e]**

*Table 5.1.3: Abridged life table by sex and age, Kluang, Johor, 2026 [e]*

| **Umur** *Age* | **Kebarangkalian mati di antara umur x dan umur x+n** *Probability of dying between age x and age x+n* | **Bilangan kematian di antara umur x dan umur x+n** *Number of deaths between age x and age x+n* | **Kadar tengah mortaliti di antara umur x dan umur x+n** *Central mortality rate between age x and age x+n* | **Penakat (orang yang masih hidup) pada umur tepat x** *Survivors at exact age x* | **Bilangan orang hidup-tahun di antara umur x dan umur x+n** *Number of person-years lived between age x and age x+n* | **Nisbah ketakatan** *Survival ratio* | **Jumlah bilangan orang hidup-tahun selepas umur tepat x** *Total number of person-years lived after exact age x* | **Jangkaan hayat** *Life expectancy* |
|---|---|---|---|---|---|---|---|---|
| **x** | $_nq_x$ | $_nd_x$ | $_nm_x$ | $l_x$ | $_nL_x$ | $_nS_x$ | $T_x$ | $e_x$ |
| **Lelaki dan Perempuan** *Both sexes* | | | | | | | | |
| **0** | 0.00854 | 854 | 0.00860 | 100,000 | 99,211 | 0.99093 [a] | 7,247,718 | 72.5 |
| **1** | 0.00134 | 132 | 0.00033 | 99,146 | 396,256 | 0.99881 [b] | 7,148,507 | 72.1 |
| **5** | 0.00077 | 77 | 0.00015 | 99,014 | 494,878 | 0.99921 | 6,752,251 | 68.2 |
| **10** | 0.00080 | 79 | 0.00016 | 98,937 | 494,489 | 0.99831 | 6,257,373 | 63.2 |
| **15** | 0.00258 | 255 | 0.00052 | 98,858 | 493,653 | 0.99647 | 5,762,884 | 58.3 |
| **20** | 0.00448 | 442 | 0.00090 | 98,603 | 491,909 | 0.99666 | 5,269,231 | 53.4 |
| **25** | 0.00219 | 215 | 0.00044 | 98,161 | 490,265 | 0.99527 | 4,777,322 | 48.7 |
| **30** | 0.00727 | 712 | 0.00146 | 97,945 | 487,946 | 0.98967 | 4,287,057 | 43.8 |
| **35** | 0.01342 | 1,305 | 0.00270 | 97,233 | 482,903 | 0.98470 | 3,799,112 | 39.1 |
| **40** | 0.01721 | 1,651 | 0.00347 | 95,928 | 475,514 | 0.97765 | 3,316,209 | 34.6 |
| **45** | 0.02758 | 2,600 | 0.00559 | 94,277 | 464,885 | 0.96921 | 2,840,695 | 30.1 |
| **50** | 0.03409 | 3,125 | 0.00694 | 91,677 | 450,572 | 0.95857 | 2,375,810 | 25.9 |
| **55** | 0.04904 | 4,342 | 0.01005 | 88,552 | 431,903 | 0.94110 | 1,925,237 | 21.7 |
| **60** | 0.06927 | 5,833 | 0.01435 | 84,210 | 406,464 | 0.90450 | 1,493,334 | 17.7 |
| **65** | 0.12367 | 9,693 | 0.02636 | 78,376 | 367,649 | 0.83098 | 1,086,870 | 13.9 |
| **70** | 0.22077 | 15,163 | 0.04963 | 68,683 | 305,509 | 0.71306 | 719,221 | 10.5 |
| **75** | 0.37186 | 19,902 | 0.09136 | 53,520 | 217,847 | 0.47343 [c] | 413,712 | 7.7 |
| **80+** | 1.00000 | 33,618 | 0.17164 | 33,618 | 195,866 | - | 195,866 | 5.8 |
| **Lelaki** *Male* | | | | | | | | |
| **0** | 0.01259 | 1,259 | 0.01274 | 100,000 | 98,840 | 0.98688 [a] | 7,017,414 | 70.2 |
| **1** | 0.00155 | 153 | 0.00039 | 98,741 | 394,598 | 0.99873 [b] | 6,918,574 | 70.1 |
| **5** | 0.00052 | 51 | 0.00010 | 98,588 | 492,811 | 0.99894 | 6,523,976 | 66.2 |
| **10** | 0.00161 | 158 | 0.00032 | 98,537 | 492,287 | 0.99739 | 6,031,165 | 61.2 |
| **15** | 0.00362 | 356 | 0.00073 | 98,378 | 491,001 | 0.99501 | 5,538,878 | 56.3 |
| **20** | 0.00636 | 623 | 0.00128 | 98,022 | 488,552 | 0.99541 | 5,047,878 | 51.5 |
| **25** | 0.00282 | 274 | 0.00056 | 97,399 | 486,308 | 0.99318 | 4,559,326 | 46.8 |
| **30** | 0.01084 | 1,053 | 0.00218 | 97,124 | 482,989 | 0.98651 | 4,073,018 | 41.9 |
| **35** | 0.01616 | 1,552 | 0.00326 | 96,071 | 476,476 | 0.98033 | 3,590,029 | 37.4 |
| **40** | 0.02324 | 2,197 | 0.00470 | 94,519 | 467,103 | 0.97194 | 3,113,553 | 32.9 |
| **45** | 0.03298 | 3,045 | 0.00671 | 92,322 | 453,998 | 0.96367 | 2,646,450 | 28.7 |
| **50** | 0.03978 | 3,552 | 0.00812 | 89,277 | 437,505 | 0.94812 | 2,192,452 | 24.6 |
| **55** | 0.06448 | 5,527 | 0.01333 | 85,725 | 414,807 | 0.92813 | 1,754,947 | 20.5 |
| **60** | 0.07977 | 6,398 | 0.01662 | 80,198 | 384,995 | 0.88655 | 1,340,140 | 16.7 |
| **65** | 0.15005 | 11,074 | 0.03244 | 73,800 | 341,317 | 0.80350 | 955,145 | 12.9 |
| **70** | 0.25115 | 15,754 | 0.05744 | 62,726 | 274,248 | 0.68236 | 613,828 | 9.8 |
| **75** | 0.40643 | 19,091 | 0.10202 | 46,973 | 187,136 | 0.44892 [c] | 339,580 | 7.2 |
| **80+** | 1.00000 | 27,882 | 0.18290 | 27,882 | 152,445 | - | 152,445 | 5.5 |
| **Perempuan** *Female* | | | | | | | | |
| **0** | 0.00406 | 406 | 0.00407 | 100,000 | 99,620 | 0.99545 [a] | 7,549,198 | 75.5 |
| **1** | 0.00110 | 110 | 0.00028 | 99,594 | 398,104 | 0.99888 [b] | 7,449,578 | 74.8 |
| **5** | 0.00103 | 102 | 0.00021 | 99,484 | 497,165 | 0.99948 | 7,051,474 | 70.9 |
| **10** | 0.00000 | - | 0.00000 | 99,382 | 496,909 | 0.99930 | 6,554,309 | 66.0 |
| **15** | 0.00139 | 138 | 0.00028 | 99,382 | 496,564 | 0.99854 | 6,057,400 | 61.0 |
| **20** | 0.00154 | 153 | 0.00031 | 99,244 | 495,837 | 0.99865 | 5,560,836 | 56.0 |
| **25** | 0.00116 | 115 | 0.00023 | 99,091 | 495,167 | 0.99836 | 5,064,999 | 51.1 |
| **30** | 0.00212 | 210 | 0.00042 | 98,976 | 494,355 | 0.99410 | 4,569,832 | 46.2 |
| **35** | 0.00968 | 956 | 0.00195 | 98,766 | 491,440 | 0.99029 | 4,075,478 | 41.3 |
| **40** | 0.00974 | 953 | 0.00196 | 97,810 | 486,666 | 0.98467 | 3,584,038 | 36.6 |
| **45** | 0.02097 | 2,031 | 0.00424 | 96,857 | 479,207 | 0.97581 | 3,097,371 | 32.0 |
| **50** | 0.02748 | 2,606 | 0.00557 | 94,826 | 467,616 | 0.97012 | 2,618,165 | 27.6 |
| **55** | 0.03235 | 2,983 | 0.00658 | 92,220 | 453,644 | 0.95523 | 2,150,549 | 23.3 |
| **60** | 0.05761 | 5,141 | 0.01186 | 89,237 | 433,332 | 0.92413 | 1,696,905 | 19.0 |
| **65** | 0.09524 | 8,009 | 0.02000 | 84,096 | 400,457 | 0.86139 | 1,263,572 | 15.0 |
| **70** | 0.18656 | 14,194 | 0.04115 | 76,087 | 344,948 | 0.74772 | 863,116 | 11.3 |
| **75** | 0.33308 | 20,615 | 0.07993 | 61,892 | 257,923 | 0.50224 [c] | 518,168 | 8.4 |
| **80+** | 1.00000 | 41,277 | 0.15861 | 41,277 | 260,244 | - | 260,244 | 6.3 |

**Nota:** *Notes:*

[a] **Daripada umur 0 hingga kumpulan umur 1-4**
*From age of 0 to age group 1-4*

[b] **Daripada umur 0, kumpulan umur 1-4 hingga kumpulan umur 5-9**
*From age of 0, age group 1-4 to age group 5-9*

[c] **Daripada umur 75 hingga 80+**
*From age of 75 to 80+*

[e] **Anggaran**
*Estimates*

**Jadual 5.1.4: Jadual hayat ringkas mengikut jantina dan umur, Kota Tinggi, Johor, 2026[e]**

*Table 5.1.4: Abridged life table by sex and age, Kota Tinggi, Johor, 2026 [e]*

| Umur *Age* | Kebarangkalian mati di antara umur x dan umur x+n *Probability of dying between age x and age x+n* | Bilangan kematian di antara umur x dan umur x+n *Number of deaths between age x and age x+n* | Kadar tengah mortaliti di antara umur x dan umur x+n *Central mortality rate between age x and age x+n* | Penakat (orang yang masih hidup) pada umur tepat x *Survivors at exact age x* | Bilangan orang hidup-tahun di antara umur x dan umur x+n *Number of person-years lived between age x and age x+n* | Nisbah ketakatan *Survival ratio* | Jumlah bilangan orang hidup-tahun selepas umur tepat x *Total number of person-years lived after exact age x* | Jangkaan hayat *Life expectancy* |
|---|---|---|---|---|---|---|---|---|
| x | $_nq_x$ | $_nd_x$ | $_nm_x$ | $l_x$ | $_nL_x$ | $_nS_x$ | $T_x$ | $e_x$ |
| **Lelaki dan Perempuan** *Both sexes* | | | | | | | | |
| **0** | 0.00498 | 498 | 0.00500 | 100,000 | 99,534 | 0.99467 [a] | 7,039,292 | 70.4 |
| **1** | 0.00083 | 83 | 0.00021 | 99,502 | 397,802 | 0.99908 [b] | 6,939,758 | 69.7 |
| **5** | 0.00087 | 86 | 0.00017 | 99,419 | 496,880 | 0.99913 | 6,541,956 | 65.8 |
| **10** | 0.00087 | 87 | 0.00017 | 99,333 | 496,449 | 0.99798 | 6,045,075 | 60.9 |
| **15** | 0.00317 | 314 | 0.00063 | 99,247 | 495,447 | 0.99585 | 5,548,626 | 55.9 |
| **20** | 0.00514 | 509 | 0.00103 | 98,932 | 493,389 | 0.99482 | 5,053,180 | 51.1 |
| **25** | 0.00521 | 513 | 0.00105 | 98,424 | 490,834 | 0.99272 | 4,559,790 | 46.3 |
| **30** | 0.00936 | 916 | 0.00188 | 97,910 | 487,261 | 0.98980 | 4,068,956 | 41.6 |
| **35** | 0.01104 | 1,071 | 0.00222 | 96,994 | 482,292 | 0.98478 | 3,581,695 | 36.9 |
| **40** | 0.01943 | 1,864 | 0.00393 | 95,923 | 474,953 | 0.97308 | 3,099,403 | 32.3 |
| **45** | 0.03455 | 3,250 | 0.00703 | 94,059 | 462,168 | 0.95660 | 2,624,450 | 27.9 |
| **50** | 0.05257 | 4,774 | 0.01080 | 90,809 | 442,109 | 0.94134 | 2,162,282 | 23.8 |
| **55** | 0.06509 | 5,600 | 0.01346 | 86,035 | 416,176 | 0.92474 | 1,720,172 | 20.0 |
| **60** | 0.08613 | 6,928 | 0.01800 | 80,435 | 384,856 | 0.90240 | 1,303,997 | 16.2 |
| **65** | 0.11014 | 8,096 | 0.02331 | 73,507 | 347,295 | 0.80184 | 919,141 | 12.5 |
| **70** | 0.29707 | 19,432 | 0.06978 | 65,411 | 278,477 | 0.62141 | 571,846 | 8.7 |
| **75** | 0.49457 | 22,740 | 0.13141 | 45,979 | 173,047 | 0.41014 [c] | 293,369 | 6.4 |
| **80+** | 1.00000 | 23,239 | 0.19314 | 23,239 | 120,322 | - | 120,322 | 5.2 |
| **Lelaki** *Male* | | | | | | | | |
| **0** | 0.00463 | 463 | 0.00465 | 100,000 | 99,563 | 0.99491 [a] | 6,834,377 | 68.3 |
| **1** | 0.00108 | 108 | 0.00027 | 99,537 | 397,894 | 0.99881 [b] | 6,734,814 | 67.7 |
| **5** | 0.00114 | 113 | 0.00023 | 99,429 | 496,863 | 0.99857 | 6,336,919 | 63.7 |
| **10** | 0.00172 | 171 | 0.00035 | 99,316 | 496,152 | 0.99693 | 5,840,056 | 58.8 |
| **15** | 0.00441 | 437 | 0.00088 | 99,145 | 494,630 | 0.99392 | 5,343,904 | 53.9 |
| **20** | 0.00776 | 766 | 0.00156 | 98,707 | 491,620 | 0.99294 | 4,849,274 | 49.1 |
| **25** | 0.00635 | 622 | 0.00127 | 97,941 | 488,149 | 0.99120 | 4,357,654 | 44.5 |
| **30** | 0.01126 | 1,096 | 0.00227 | 97,319 | 483,852 | 0.98816 | 3,869,506 | 39.8 |
| **35** | 0.01241 | 1,195 | 0.00250 | 96,222 | 478,125 | 0.98208 | 3,385,654 | 35.2 |
| **40** | 0.02350 | 2,233 | 0.00476 | 95,028 | 469,557 | 0.96747 | 2,907,528 | 30.6 |
| **45** | 0.04178 | 3,877 | 0.00853 | 92,795 | 454,281 | 0.94880 | 2,437,972 | 26.3 |
| **50** | 0.06103 | 5,426 | 0.01259 | 88,918 | 431,023 | 0.92957 | 1,983,691 | 22.3 |
| **55** | 0.08045 | 6,717 | 0.01676 | 83,491 | 400,665 | 0.91219 | 1,552,668 | 18.6 |
| **60** | 0.09582 | 7,357 | 0.02013 | 76,775 | 365,481 | 0.89665 | 1,152,003 | 15.0 |
| **65** | 0.11167 | 7,752 | 0.02365 | 69,418 | 327,711 | 0.77103 | 786,522 | 11.3 |
| **70** | 0.36102 | 22,263 | 0.08811 | 61,666 | 252,675 | 0.53851 | 458,811 | 7.4 |
| **75** | 0.61873 | 24,380 | 0.17918 | 39,404 | 136,068 | 0.33991 [c] | 206,137 | 5.2 |
| **80+** | 1.00000 | 15,023 | 0.21441 | 15,023 | 70,069 | - | 70,069 | 4.7 |
| **Perempuan** *Female* | | | | | | | | |
| **0** | 0.00534 | 534 | 0.00537 | 100,000 | 99,501 | 0.99445 [a] | 7,282,591 | 72.8 |
| **1** | 0.00057 | 57 | 0.00014 | 99,466 | 397,723 | 0.99935 [b] | 7,183,090 | 72.2 |
| **5** | 0.00058 | 58 | 0.00012 | 99,409 | 496,901 | 0.99971 | 6,785,367 | 68.3 |
| **10** | 0.00000 | - | 0.00000 | 99,351 | 496,756 | 0.99914 | 6,288,466 | 63.3 |
| **15** | 0.00172 | 170 | 0.00034 | 99,351 | 496,330 | 0.99835 | 5,791,710 | 58.3 |
| **20** | 0.00158 | 157 | 0.00032 | 99,181 | 495,512 | 0.99739 | 5,295,380 | 53.4 |
| **25** | 0.00363 | 360 | 0.00073 | 99,024 | 494,220 | 0.99473 | 4,799,869 | 48.5 |
| **30** | 0.00692 | 683 | 0.00139 | 98,664 | 491,614 | 0.99186 | 4,305,648 | 43.6 |
| **35** | 0.00936 | 918 | 0.00188 | 97,982 | 487,614 | 0.98792 | 3,814,034 | 38.9 |
| **40** | 0.01482 | 1,439 | 0.00299 | 97,064 | 481,723 | 0.97956 | 3,326,420 | 34.3 |
| **45** | 0.02615 | 2,500 | 0.00530 | 95,625 | 471,875 | 0.96540 | 2,844,697 | 29.7 |
| **50** | 0.04328 | 4,030 | 0.00885 | 93,125 | 455,549 | 0.95376 | 2,372,821 | 25.5 |
| **55** | 0.04933 | 4,395 | 0.01012 | 89,095 | 434,486 | 0.93772 | 1,917,272 | 21.5 |
| **60** | 0.07590 | 6,429 | 0.01578 | 84,700 | 407,426 | 0.90838 | 1,482,786 | 17.5 |
| **65** | 0.10863 | 8,503 | 0.02297 | 78,271 | 370,097 | 0.83008 | 1,075,360 | 13.7 |
| **70** | 0.23867 | 16,652 | 0.05420 | 69,768 | 307,210 | 0.69429 | 705,264 | 10.1 |
| **75** | 0.39375 | 20,915 | 0.09806 | 53,116 | 213,294 | 0.46416 [c] | 398,053 | 7.5 |
| **80+** | 1.00000 | 32,201 | 0.17429 | 32,201 | 184,759 | - | 184,759 | 5.7 |

**Nota:** *Notes:*

[a] **Daripada umur 0 hingga kumpulan umur 1-4**
*From age of 0 to age group 1-4*

[b] **Daripada umur 0, kumpulan umur 1-4 hingga kumpulan umur 5-9**
*From age of 0, age group 1-4 to age group 5-9*

[c] **Daripada umur 75 hingga 80+**
*From age of 75 to 80+*

[e] **Anggaran**
*Estimates*

**Jadual 5.1.5: Jadual hayat ringkas mengikut jantina dan umur, Mersing, Johor, 2026[e]**

*Table 5.1.5: Abridged life table by sex and age, Mersing, Johor, 2026 [e]*

| **Umur** *Age* | **Kebarangkalian mati di antara umur x dan umur x+n** *Probability of dying between age x and age x+n* | **Bilangan kematian di antara umur x dan umur x+n** *Number of deaths between age x and age x+n* | **Kadar tengah mortaliti di antara umur x dan umur x+n** *Central mortality rate between age x and age x+n* | **Penakat (orang yang masih hidup) pada umur tepat x** *Survivors at exact age x* | **Bilangan orang hidup-tahun di antara umur x dan umur x+n** *Number of person-years lived between age x and age x+n* | **Nisbah ketakatan** *Survival ratio* | **Jumlah bilangan orang hidup-tahun selepas umur tepat x** *Total number of person-years lived after exact age x* | **Jangkaan hayat** *Life expectancy* |
|---|---|---|---|---|---|---|---|---|
| **x** | $_nq_x$ | $_nd_x$ | $_nm_x$ | $l_x$ | $_nL_x$ | $_nS_x$ | $T_x$ | $e_x$ |
| **Lelaki dan Perempuan** *Both sexes* | | | | | | | | |
| **0** | 0.01046 | 1,046 | 0.01056 | 100,000 | 99,039 | 0.98971 [a] | 7,001,889 | 70.0 |
| **1** | 0.00000 | - | 0.00000 | 98,954 | 395,816 | 0.99855 [b] | 6,902,850 | 69.8 |
| **5** | 0.00255 | 252 | 0.00051 | 98,954 | 494,138 | 0.99788 | 6,507,034 | 65.8 |
| **10** | 0.00168 | 166 | 0.00034 | 98,701 | 493,092 | 0.99568 | 6,012,896 | 60.9 |
| **15** | 0.00696 | 686 | 0.00140 | 98,535 | 490,962 | 0.99487 | 5,519,804 | 56.0 |
| **20** | 0.00328 | 321 | 0.00066 | 97,849 | 488,446 | 0.99451 | 5,028,842 | 51.4 |
| **25** | 0.00771 | 751 | 0.00155 | 97,529 | 485,766 | 0.99242 | 4,540,396 | 46.6 |
| **30** | 0.00745 | 721 | 0.00150 | 96,777 | 482,085 | 0.99062 | 4,054,630 | 41.9 |
| **35** | 0.01133 | 1,088 | 0.00228 | 96,056 | 477,562 | 0.98177 | 3,572,546 | 37.2 |
| **40** | 0.02520 | 2,394 | 0.00511 | 94,968 | 468,857 | 0.97364 | 3,094,984 | 32.6 |
| **45** | 0.02755 | 2,550 | 0.00559 | 92,575 | 456,498 | 0.96752 | 2,626,126 | 28.4 |
| **50** | 0.03755 | 3,380 | 0.00765 | 90,024 | 441,672 | 0.95558 | 2,169,629 | 24.1 |
| **55** | 0.05155 | 4,467 | 0.01058 | 86,644 | 422,054 | 0.91981 | 1,727,957 | 19.9 |
| **60** | 0.11039 | 9,071 | 0.02337 | 82,177 | 388,209 | 0.87136 | 1,305,903 | 15.9 |
| **65** | 0.14915 | 10,904 | 0.03223 | 73,106 | 338,271 | 0.76994 | 917,694 | 12.6 |
| **70** | 0.32515 | 20,225 | 0.07766 | 62,202 | 260,449 | 0.66249 | 579,423 | 9.3 |
| **75** | 0.35582 | 14,936 | 0.08656 | 41,977 | 172,545 | 0.45906 [c] | 318,974 | 7.6 |
| **80+** | 1.00000 | 27,041 | 0.18467 | 27,041 | 146,429 | - | 146,429 | 5.4 |
| **Lelaki** *Male* | | | | | | | | |
| **0** | 0.00727 | 727 | 0.00732 | 100,000 | 99,319 | 0.99282 [a] | 6,751,549 | 67.5 |
| **1** | 0.00000 | - | 0.00000 | 99,273 | 397,091 | 0.99908 [b] | 6,652,230 | 67.0 |
| **5** | 0.00166 | 165 | 0.00033 | 99,273 | 495,951 | 0.99752 | 6,255,139 | 63.0 |
| **10** | 0.00331 | 328 | 0.00066 | 99,108 | 494,719 | 0.99239 | 5,759,188 | 58.1 |
| **15** | 0.01193 | 1,178 | 0.00240 | 98,780 | 490,954 | 0.99229 | 5,264,470 | 53.3 |
| **20** | 0.00344 | 336 | 0.00069 | 97,602 | 487,168 | 0.99436 | 4,773,516 | 48.9 |
| **25** | 0.00785 | 763 | 0.00158 | 97,266 | 484,420 | 0.99137 | 4,286,348 | 44.1 |
| **30** | 0.00943 | 910 | 0.00189 | 96,502 | 480,237 | 0.98774 | 3,801,928 | 39.4 |
| **35** | 0.01512 | 1,446 | 0.00305 | 95,593 | 474,348 | 0.97545 | 3,321,691 | 34.7 |
| **40** | 0.03413 | 3,213 | 0.00694 | 94,147 | 462,701 | 0.96385 | 2,847,343 | 30.2 |
| **45** | 0.03824 | 3,478 | 0.00780 | 90,934 | 445,974 | 0.95428 | 2,384,642 | 26.2 |
| **50** | 0.05350 | 4,679 | 0.01099 | 87,456 | 425,582 | 0.93771 | 1,938,668 | 22.2 |
| **55** | 0.07159 | 5,926 | 0.01485 | 82,777 | 399,071 | 0.90240 | 1,513,086 | 18.3 |
| **60** | 0.12561 | 9,654 | 0.02681 | 76,851 | 360,122 | 0.84752 | 1,114,015 | 14.5 |
| **65** | 0.18320 | 12,311 | 0.04033 | 67,198 | 305,212 | 0.71845 | 753,893 | 11.2 |
| **70** | 0.40195 | 22,062 | 0.10061 | 54,887 | 219,281 | 0.59943 | 448,681 | 8.2 |
| **75** | 0.39828 | 13,074 | 0.09946 | 32,825 | 131,442 | 0.42702 [c] | 229,400 | 7.0 |
| **80+** | 1.00000 | 19,752 | 0.20163 | 19,752 | 97,958 | - | 97,958 | 5.0 |
| **Perempuan** *Female* | | | | | | | | |
| **0** | 0.01396 | 1,396 | 0.01414 | 100,000 | 98,732 | 0.98630 [a] | 7,321,875 | 73.2 |
| **1** | 0.00000 | - | 0.00000 | 98,604 | 394,417 | 0.99800 [b] | 7,223,142 | 73.3 |
| **5** | 0.00348 | 343 | 0.00070 | 98,604 | 492,164 | 0.99826 | 6,828,726 | 69.3 |
| **10** | 0.00000 | - | 0.00000 | 98,261 | 491,307 | 0.99927 | 6,336,562 | 64.5 |
| **15** | 0.00147 | 144 | 0.00029 | 98,261 | 490,946 | 0.99774 | 5,845,255 | 59.5 |
| **20** | 0.00305 | 300 | 0.00061 | 98,117 | 489,837 | 0.99472 | 5,354,309 | 54.6 |
| **25** | 0.00752 | 735 | 0.00151 | 97,818 | 487,251 | 0.99374 | 4,864,472 | 49.7 |
| **30** | 0.00500 | 485 | 0.00100 | 97,083 | 484,199 | 0.99415 | 4,377,221 | 45.1 |
| **35** | 0.00670 | 647 | 0.00134 | 96,597 | 481,367 | 0.98911 | 3,893,022 | 40.3 |
| **40** | 0.01511 | 1,450 | 0.00304 | 95,950 | 476,124 | 0.98496 | 3,411,655 | 35.6 |
| **45** | 0.01498 | 1,416 | 0.00302 | 94,500 | 468,961 | 0.98281 | 2,935,531 | 31.1 |
| **50** | 0.01944 | 1,809 | 0.00393 | 93,084 | 460,899 | 0.97496 | 2,466,570 | 26.5 |
| **55** | 0.03075 | 2,807 | 0.00625 | 91,275 | 449,358 | 0.93811 | 2,005,671 | 22.0 |
| **60** | 0.09401 | 8,317 | 0.01973 | 88,468 | 421,549 | 0.89647 | 1,556,313 | 17.6 |
| **65** | 0.11404 | 9,141 | 0.02419 | 80,152 | 377,906 | 0.82340 | 1,134,764 | 14.2 |
| **70** | 0.24722 | 17,555 | 0.05642 | 71,011 | 311,167 | 0.72390 | 756,857 | 10.7 |
| **75** | 0.31447 | 16,810 | 0.07463 | 53,456 | 225,254 | 0.49460 [c] | 445,691 | 8.3 |
| **80+** | 1.00000 | 36,646 | 0.16624 | 36,646 | 220,437 | - | 220,437 | 6.0 |

**Nota:** *Notes:*

[a] **Daripada umur 0 hingga kumpulan umur 1-4**
*From age of 0 to age group 1-4*

[b] **Daripada umur 0, kumpulan umur 1-4 hingga kumpulan umur 5-9**
*From age of 0, age group 1-4 to age group 5-9*

[c] **Daripada umur 75 hingga 80+**
*From age of 75 to 80+*

[e] **Anggaran**
*Estimates*

**Jadual 5.1.6: Jadual hayat ringkas mengikut jantina dan umur, Muar, Johor, 2026[e]**

*Table 5.1.6: Abridged life table by sex and age, Muar, Johor, 2026 [e]*

| **Umur** *Age* | **Kebarangkalian mati di antara umur x dan umur x+n** *Probability of dying between age x and age x+n* | **Bilangan kematian di antara umur x dan umur x+n** *Number of deaths between age x and age x+n* | **Kadar tengah mortaliti di antara umur x dan umur x+n** *Central mortality rate between age x and age x+n* | **Penakat (orang yang masih hidup) pada umur tepat x** *Survivors at exact age x* | **Bilangan orang hidup-tahun di antara umur x dan umur x+n** *Number of person-years lived between age x and age x+n* | **Nisbah ketakatan** *Survival ratio* | **Jumlah bilangan orang hidup-tahun selepas umur tepat x** *Total number of person-years lived after exact age x* | **Jangkaan hayat** *Life expectancy* |
|---|---|---|---|---|---|---|---|---|
| **x** | $_nq_x$ | $_nd_x$ | $_nm_x$ | $l_x$ | $_nL_x$ | $_nS_x$ | $T_x$ | $e_x$ |
| **Lelaki dan Perempuan** *Both sexes* | | | | | | | | |
| **0** | 0.00596 | 596 | 0.00599 | 100,000 | 99,445 | 0.99385 [a] | 7,618,579 | 76.2 |
| **1** | 0.00056 | 56 | 0.00014 | 99,404 | 397,479 | 0.99927 [b] | 7,519,135 | 75.6 |
| **5** | 0.00074 | 74 | 0.00015 | 99,349 | 496,559 | 0.99942 | 7,121,655 | 71.7 |
| **10** | 0.00041 | 41 | 0.00008 | 99,275 | 496,273 | 0.99799 | 6,625,096 | 66.7 |
| **15** | 0.00361 | 358 | 0.00072 | 99,234 | 495,276 | 0.99740 | 6,128,823 | 61.8 |
| **20** | 0.00158 | 157 | 0.00032 | 98,876 | 493,990 | 0.99822 | 5,633,547 | 57.0 |
| **25** | 0.00198 | 195 | 0.00040 | 98,720 | 493,110 | 0.99658 | 5,139,557 | 52.1 |
| **30** | 0.00485 | 478 | 0.00097 | 98,524 | 491,426 | 0.99381 | 4,646,446 | 47.2 |
| **35** | 0.00754 | 739 | 0.00151 | 98,046 | 488,382 | 0.99249 | 4,155,021 | 42.4 |
| **40** | 0.00748 | 728 | 0.00150 | 97,307 | 484,714 | 0.98780 | 3,666,638 | 37.7 |
| **45** | 0.01695 | 1,637 | 0.00342 | 96,579 | 478,800 | 0.97946 | 3,181,924 | 32.9 |
| **50** | 0.02418 | 2,296 | 0.00490 | 94,941 | 468,967 | 0.96725 | 2,703,124 | 28.5 |
| **55** | 0.04152 | 3,847 | 0.00848 | 92,645 | 453,609 | 0.94615 | 2,234,157 | 24.1 |
| **60** | 0.06672 | 5,924 | 0.01380 | 88,798 | 429,180 | 0.92068 | 1,780,548 | 20.1 |
| **65** | 0.09283 | 7,693 | 0.01947 | 82,874 | 395,136 | 0.88286 | 1,351,368 | 16.3 |
| **70** | 0.14394 | 10,822 | 0.03102 | 75,181 | 348,849 | 0.80737 | 956,231 | 12.7 |
| **75** | 0.24951 | 16,058 | 0.05701 | 64,359 | 281,650 | 0.53629 [c] | 607,382 | 9.4 |
| **80+** | 1.00000 | 48,301 | 0.14828 | 48,301 | 325,732 | - | 325,732 | 6.7 |
| **Lelaki** *Male* | | | | | | | | |
| **0** | 0.00473 | 473 | 0.00475 | 100,000 | 99,554 | 0.99482 [a] | 7,461,151 | 74.6 |
| **1** | 0.00108 | 107 | 0.00027 | 99,527 | 397,855 | 0.99912 [b] | 7,361,597 | 74.0 |
| **5** | 0.00051 | 51 | 0.00010 | 99,420 | 496,972 | 0.99934 | 6,963,742 | 70.0 |
| **10** | 0.00081 | 81 | 0.00016 | 99,369 | 496,644 | 0.99674 | 6,466,770 | 65.1 |
| **15** | 0.00570 | 566 | 0.00114 | 99,288 | 495,026 | 0.99598 | 5,970,126 | 60.1 |
| **20** | 0.00232 | 229 | 0.00046 | 98,722 | 493,037 | 0.99738 | 5,475,101 | 55.5 |
| **25** | 0.00292 | 288 | 0.00059 | 98,493 | 491,745 | 0.99597 | 4,982,063 | 50.6 |
| **30** | 0.00515 | 506 | 0.00103 | 98,205 | 489,761 | 0.99271 | 4,490,318 | 45.7 |
| **35** | 0.00945 | 923 | 0.00190 | 97,699 | 486,189 | 0.98997 | 4,000,557 | 40.9 |
| **40** | 0.01061 | 1,027 | 0.00213 | 96,776 | 481,314 | 0.98580 | 3,514,368 | 36.3 |
| **45** | 0.01783 | 1,707 | 0.00360 | 95,749 | 474,478 | 0.97956 | 3,033,055 | 31.7 |
| **50** | 0.02310 | 2,172 | 0.00467 | 94,042 | 464,781 | 0.96180 | 2,558,577 | 27.2 |
| **55** | 0.05367 | 4,931 | 0.01103 | 91,870 | 447,024 | 0.93312 | 2,093,796 | 22.8 |
| **60** | 0.08085 | 7,029 | 0.01685 | 86,939 | 417,125 | 0.90081 | 1,646,773 | 18.9 |
| **65** | 0.11915 | 9,521 | 0.02534 | 79,911 | 375,749 | 0.85691 | 1,229,648 | 15.4 |
| **70** | 0.17026 | 11,985 | 0.03722 | 70,389 | 321,984 | 0.78912 | 853,898 | 12.1 |
| **75** | 0.25982 | 15,175 | 0.05972 | 58,404 | 254,085 | 0.52232 [c] | 531,914 | 9.1 |
| **80+** | 1.00000 | 43,230 | 0.15560 | 43,230 | 277,830 | - | 277,830 | 6.4 |
| **Perempuan** *Female* | | | | | | | | |
| **0** | 0.00720 | 720 | 0.00725 | 100,000 | 99,331 | 0.99290 [a] | 7,806,313 | 78.1 |
| **1** | 0.00000 | - | 0.00000 | 99,280 | 397,119 | 0.99941 [b] | 7,706,982 | 77.6 |
| **5** | 0.00096 | 96 | 0.00019 | 99,280 | 496,159 | 0.99952 | 7,309,863 | 73.6 |
| **10** | 0.00000 | - | 0.00000 | 99,184 | 495,920 | 0.99942 | 6,813,704 | 68.7 |
| **15** | 0.00117 | 116 | 0.00023 | 99,184 | 495,630 | 0.99921 | 6,317,785 | 63.7 |
| **20** | 0.00041 | 41 | 0.00008 | 99,068 | 495,238 | 0.99959 | 5,822,155 | 58.8 |
| **25** | 0.00041 | 40 | 0.00008 | 99,027 | 495,036 | 0.99759 | 5,326,917 | 53.8 |
| **30** | 0.00442 | 438 | 0.00089 | 98,987 | 493,841 | 0.99530 | 4,831,881 | 48.8 |
| **35** | 0.00498 | 491 | 0.00100 | 98,549 | 491,520 | 0.99567 | 4,338,041 | 44.0 |
| **40** | 0.00368 | 361 | 0.00074 | 98,059 | 489,390 | 0.99022 | 3,846,521 | 39.2 |
| **45** | 0.01591 | 1,554 | 0.00321 | 97,698 | 484,603 | 0.97938 | 3,357,131 | 34.4 |
| **50** | 0.02541 | 2,443 | 0.00515 | 96,144 | 474,611 | 0.97297 | 2,872,527 | 29.9 |
| **55** | 0.02869 | 2,688 | 0.00582 | 93,701 | 461,784 | 0.96002 | 2,397,916 | 25.6 |
| **60** | 0.05160 | 4,697 | 0.01059 | 91,013 | 443,323 | 0.94151 | 1,936,132 | 21.3 |
| **65** | 0.06575 | 5,675 | 0.01360 | 86,316 | 417,393 | 0.90860 | 1,492,809 | 17.3 |
| **70** | 0.11885 | 9,584 | 0.02527 | 80,641 | 379,244 | 0.82445 | 1,075,415 | 13.3 |
| **75** | 0.23990 | 17,047 | 0.05452 | 71,057 | 312,667 | 0.55088 [c] | 696,171 | 9.8 |
| **80+** | 1.00000 | 54,010 | 0.14083 | 54,010 | 383,504 | - | 383,504 | 7.1 |

**Nota:** *Notes:*

[a] **Daripada umur 0 hingga kumpulan umur 1-4**
*From age of 0 to age group 1-4*

[b] **Daripada umur 0, kumpulan umur 1-4 hingga kumpulan umur 5-9**
*From age of 0, age group 1-4 to age group 5-9*

[c] **Daripada umur 75 hingga 80+**
*From age of 75 to 80+*

[e] **Anggaran**
*Estimates*

**Jadual 5.1.7: Jadual hayat ringkas mengikut jantina dan umur, Pontian, Johor, 2026[e]**

*Table 5.1.7: Abridged life table by sex and age, Pontian, Johor, 2026 [e]*

| **Umur** *Age* | **Kebarangkalian mati di antara umur x dan umur x+n** *Probability of dying between age x and age x+n* | **Bilangan kematian di antara umur x dan umur x+n** *Number of deaths between age x and age x+n* | **Kadar tengah mortaliti di antara umur x dan umur x+n** *Central mortality rate between age x and age x+n* | **Penakat (orang yang masih hidup) pada umur tepat x** *Survivors at exact age x* | **Bilangan orang hidup-tahun di antara umur x dan umur x+n** *Number of person-years lived between age x and age x+n* | **Nisbah ketakatan** *Survival ratio* | **Jumlah bilangan orang hidup-tahun selepas umur tepat x** *Total number of person-years lived after exact age x* | **Jangkaan hayat** *Life expectancy* |
|---|---|---|---|---|---|---|---|---|
| **x** | $_nq_x$ | $_nd_x$ | $_nm_x$ | $l_x$ | $_nL_x$ | $_nS_x$ | $T_x$ | $e_x$ |
| **Lelaki dan Perempuan** *Both sexes* | | | | | | | | |
| **0** | 0.00674 | 674 | 0.00679 | 100,000 | 99,373 | 0.99255 [a] | 7,224,471 | 72.2 |
| **1** | 0.00162 | 161 | 0.00041 | 99,326 | 396,902 | 0.99888 [b] | 7,125,098 | 71.7 |
| **5** | 0.00042 | 42 | 0.00008 | 99,164 | 495,717 | 0.99889 | 6,728,196 | 67.8 |
| **10** | 0.00180 | 178 | 0.00036 | 99,122 | 495,167 | 0.99707 | 6,232,478 | 62.9 |
| **15** | 0.00407 | 402 | 0.00082 | 98,944 | 493,715 | 0.99448 | 5,737,312 | 58.0 |
| **20** | 0.00698 | 688 | 0.00140 | 98,542 | 490,988 | 0.99461 | 5,243,597 | 53.2 |
| **25** | 0.00379 | 371 | 0.00076 | 97,853 | 488,340 | 0.99472 | 4,752,609 | 48.6 |
| **30** | 0.00677 | 660 | 0.00136 | 97,482 | 485,762 | 0.99078 | 4,264,269 | 43.7 |
| **35** | 0.01169 | 1,131 | 0.00235 | 96,823 | 481,284 | 0.98653 | 3,778,507 | 39.0 |
| **40** | 0.01528 | 1,462 | 0.00308 | 95,691 | 474,801 | 0.98090 | 3,297,223 | 34.5 |
| **45** | 0.02298 | 2,166 | 0.00465 | 94,229 | 465,733 | 0.96951 | 2,822,421 | 30.0 |
| **50** | 0.03818 | 3,515 | 0.00778 | 92,064 | 451,532 | 0.95084 | 2,356,689 | 25.6 |
| **55** | 0.06059 | 5,365 | 0.01250 | 88,549 | 429,333 | 0.92319 | 1,905,157 | 21.5 |
| **60** | 0.09408 | 7,826 | 0.01974 | 83,184 | 396,356 | 0.89433 | 1,475,824 | 17.7 |
| **65** | 0.11847 | 8,927 | 0.02518 | 75,358 | 354,473 | 0.84985 | 1,079,467 | 14.3 |
| **70** | 0.18608 | 12,362 | 0.04103 | 66,431 | 301,251 | 0.73455 | 724,994 | 10.9 |
| **75** | 0.36295 | 19,625 | 0.08869 | 54,069 | 221,285 | 0.47779 [c] | 423,744 | 7.8 |
| **80+** | 1.00000 | 34,445 | 0.17013 | 34,445 | 202,459 | - | 202,459 | 5.9 |
| **Lelaki** *Male* | | | | | | | | |
| **0** | 0.00885 | 885 | 0.00892 | 100,000 | 99,175 | 0.99016 [a] | 6,900,841 | 69.0 |
| **1** | 0.00236 | 234 | 0.00059 | 99,115 | 395,906 | 0.99821 [b] | 6,801,665 | 68.6 |
| **5** | 0.00086 | 85 | 0.00017 | 98,881 | 494,194 | 0.99887 | 6,405,760 | 64.8 |
| **10** | 0.00141 | 139 | 0.00028 | 98,796 | 493,635 | 0.99615 | 5,911,566 | 59.8 |
| **15** | 0.00629 | 620 | 0.00126 | 98,657 | 491,736 | 0.99158 | 5,417,931 | 54.9 |
| **20** | 0.01057 | 1,036 | 0.00213 | 98,037 | 487,594 | 0.99219 | 4,926,195 | 50.2 |
| **25** | 0.00501 | 486 | 0.00101 | 97,001 | 483,788 | 0.99327 | 4,438,600 | 45.8 |
| **30** | 0.00845 | 816 | 0.00170 | 96,514 | 480,533 | 0.98775 | 3,954,813 | 41.0 |
| **35** | 0.01608 | 1,539 | 0.00324 | 95,699 | 474,645 | 0.98389 | 3,474,280 | 36.3 |
| **40** | 0.01613 | 1,519 | 0.00325 | 94,159 | 466,999 | 0.97893 | 2,999,635 | 31.9 |
| **45** | 0.02609 | 2,417 | 0.00529 | 92,640 | 457,158 | 0.96150 | 2,532,637 | 27.3 |
| **50** | 0.05123 | 4,622 | 0.01052 | 90,223 | 439,559 | 0.93820 | 2,075,479 | 23.0 |
| **55** | 0.07294 | 6,244 | 0.01514 | 85,601 | 412,393 | 0.89984 | 1,635,920 | 19.1 |
| **60** | 0.12952 | 10,279 | 0.02770 | 79,357 | 371,086 | 0.85155 | 1,223,527 | 15.4 |
| **65** | 0.17020 | 11,757 | 0.03721 | 69,078 | 315,997 | 0.78555 | 852,441 | 12.3 |
| **70** | 0.26778 | 15,350 | 0.06184 | 57,321 | 248,230 | 0.66210 | 536,443 | 9.4 |
| **75** | 0.43365 | 18,201 | 0.11074 | 41,971 | 164,354 | 0.42975 [c] | 288,213 | 6.9 |
| **80+** | 1.00000 | 23,770 | 0.19191 | 23,770 | 123,859 | - | 123,859 | 5.2 |
| **Perempuan** *Female* | | | | | | | | |
| **0** | 0.00443 | 443 | 0.00445 | 100,000 | 99,585 | 0.99522 [a] | 7,640,567 | 76.4 |
| **1** | 0.00084 | 83 | 0.00021 | 99,557 | 398,022 | 0.99952 [b] | 7,540,982 | 75.7 |
| **5** | 0.00000 | - | 0.00000 | 99,474 | 497,370 | 0.99890 | 7,142,959 | 71.8 |
| **10** | 0.00221 | 220 | 0.00044 | 99,474 | 496,821 | 0.99816 | 6,645,589 | 66.8 |
| **15** | 0.00147 | 146 | 0.00029 | 99,254 | 495,907 | 0.99819 | 6,148,768 | 61.9 |
| **20** | 0.00214 | 212 | 0.00043 | 99,108 | 495,011 | 0.99788 | 5,652,862 | 57.0 |
| **25** | 0.00209 | 207 | 0.00042 | 98,896 | 493,964 | 0.99664 | 5,157,850 | 52.2 |
| **30** | 0.00462 | 456 | 0.00093 | 98,689 | 492,306 | 0.99454 | 4,663,886 | 47.3 |
| **35** | 0.00630 | 619 | 0.00126 | 98,233 | 489,619 | 0.98971 | 4,171,580 | 42.5 |
| **40** | 0.01430 | 1,396 | 0.00288 | 97,614 | 484,581 | 0.98317 | 3,681,962 | 37.7 |
| **45** | 0.01940 | 1,867 | 0.00392 | 96,218 | 476,424 | 0.97841 | 3,197,381 | 33.2 |
| **50** | 0.02382 | 2,248 | 0.00482 | 94,351 | 466,137 | 0.96431 | 2,720,957 | 28.8 |
| **55** | 0.04785 | 4,407 | 0.00980 | 92,103 | 449,500 | 0.94819 | 2,254,820 | 24.5 |
| **60** | 0.05597 | 4,908 | 0.01152 | 87,697 | 426,212 | 0.93840 | 1,805,320 | 20.6 |
| **65** | 0.06757 | 5,594 | 0.01399 | 82,788 | 399,957 | 0.91038 | 1,379,107 | 16.7 |
| **70** | 0.11328 | 8,745 | 0.02402 | 77,195 | 364,111 | 0.80017 | 979,150 | 12.7 |
| **75** | 0.29743 | 20,359 | 0.06988 | 68,450 | 291,353 | 0.52629 [c] | 615,038 | 9.0 |
| **80+** | 1.00000 | 48,091 | 0.14857 | 48,091 | 323,686 | - | 323,686 | 6.7 |

**Nota:** *Notes:*

[a] **Daripada umur 0 hingga kumpulan umur 1-4**
*From age of 0 to age group 1-4*

[b] **Daripada umur 0, kumpulan umur 1-4 hingga kumpulan umur 5-9**
*From age of 0, age group 1-4 to age group 5-9*

[c] **Daripada umur 75 hingga 80+**
*From age of 75 to 80+*

[e] **Anggaran**
*Estimates*

**Jadual 5.1.8: Jadual hayat ringkas mengikut jantina dan umur, Segamat, Johor, 2026[e]**

*Table 5.1.8: Abridged life table by sex and age, Segamat, Johor, 2026 [e]*

| **Umur** *Age* | **Kebarangkalian mati di antara umur x dan umur x+n** *Probability of dying between age x and age x+n* | **Bilangan kematian di antara umur x dan umur x+n** *Number of deaths between age x and age x+n* | **Kadar tengah mortaliti di antara umur x dan umur x+n** *Central mortality rate between age x and age x+n* | **Penakat (orang yang masih hidup) pada umur tepat x** *Survivors at exact age x* | **Bilangan orang hidup-tahun di antara umur x dan umur x+n** *Number of person-years lived between age x and age x+n* | **Nisbah ketakatan** *Survival ratio* | **Jumlah bilangan orang hidup-tahun selepas umur tepat x** *Total number of person-years lived after exact age x* | **Jangkaan hayat** *Life expectancy* |
|---|---|---|---|---|---|---|---|---|
| **x** | $_nq_x$ | $_nd_x$ | $_nm_x$ | $l_x$ | $_nL_x$ | $_nS_x$ | $T_x$ | $e_x$ |
| **Lelaki dan Perempuan** *Both sexes* | | | | | | | | |
| **0** | 0.00746 | 746 | 0.00751 | 100,000 | 99,308 | 0.99244 [a] | 7,301,587 | 73.0 |
| **1** | 0.00041 | 41 | 0.00010 | 99,254 | 396,914 | 0.99926 [b] | 7,202,279 | 72.6 |
| **5** | 0.00085 | 84 | 0.00017 | 99,213 | 495,856 | 0.99897 | 6,805,365 | 68.6 |
| **10** | 0.00121 | 120 | 0.00024 | 99,129 | 495,347 | 0.99782 | 6,309,509 | 63.6 |
| **15** | 0.00315 | 312 | 0.00063 | 99,010 | 494,268 | 0.99689 | 5,814,162 | 58.7 |
| **20** | 0.00308 | 304 | 0.00062 | 98,698 | 492,729 | 0.99686 | 5,319,894 | 53.9 |
| **25** | 0.00320 | 315 | 0.00064 | 98,394 | 491,182 | 0.99586 | 4,827,165 | 49.1 |
| **30** | 0.00509 | 499 | 0.00102 | 98,079 | 489,147 | 0.99211 | 4,335,983 | 44.2 |
| **35** | 0.01071 | 1,045 | 0.00215 | 97,580 | 485,288 | 0.98909 | 3,846,836 | 39.4 |
| **40** | 0.01112 | 1,073 | 0.00224 | 96,535 | 479,993 | 0.98265 | 3,361,548 | 34.8 |
| **45** | 0.02364 | 2,257 | 0.00479 | 95,462 | 471,667 | 0.97354 | 2,881,555 | 30.2 |
| **50** | 0.02935 | 2,736 | 0.00596 | 93,205 | 459,186 | 0.95954 | 2,409,888 | 25.9 |
| **55** | 0.05191 | 4,696 | 0.01066 | 90,469 | 440,605 | 0.93771 | 1,950,702 | 21.6 |
| **60** | 0.07323 | 6,281 | 0.01520 | 85,773 | 413,160 | 0.90439 | 1,510,097 | 17.6 |
| **65** | 0.11975 | 9,519 | 0.02548 | 79,491 | 373,658 | 0.83110 | 1,096,937 | 13.8 |
| **70** | 0.22473 | 15,725 | 0.05064 | 69,972 | 310,548 | 0.70518 | 723,278 | 10.3 |
| **75** | 0.38523 | 20,898 | 0.09543 | 54,247 | 218,992 | 0.46941 [c] | 412,730 | 7.6 |
| **80+** | 1.00000 | 33,350 | 0.17214 | 33,350 | 193,739 | - | 193,739 | 5.8 |
| **Lelaki** *Male* | | | | | | | | |
| **0** | 0.00938 | 938 | 0.00946 | 100,000 | 99,127 | 0.99037 [a] | 7,003,115 | 70.0 |
| **1** | 0.00080 | 80 | 0.00020 | 99,062 | 396,058 | 0.99903 [b] | 6,903,988 | 69.7 |
| **5** | 0.00084 | 83 | 0.00017 | 98,982 | 494,703 | 0.99837 | 6,507,930 | 65.7 |
| **10** | 0.00242 | 240 | 0.00049 | 98,899 | 493,896 | 0.99580 | 6,013,227 | 60.8 |
| **15** | 0.00598 | 590 | 0.00120 | 98,659 | 491,822 | 0.99495 | 5,519,331 | 55.9 |
| **20** | 0.00412 | 404 | 0.00083 | 98,070 | 489,338 | 0.99533 | 5,027,508 | 51.3 |
| **25** | 0.00521 | 509 | 0.00105 | 97,666 | 487,055 | 0.99375 | 4,538,170 | 46.5 |
| **30** | 0.00729 | 708 | 0.00146 | 97,156 | 484,012 | 0.98941 | 4,051,115 | 41.7 |
| **35** | 0.01392 | 1,343 | 0.00280 | 96,448 | 478,884 | 0.98442 | 3,567,103 | 37.0 |
| **40** | 0.01726 | 1,641 | 0.00348 | 95,105 | 471,424 | 0.97438 | 3,088,218 | 32.5 |
| **45** | 0.03413 | 3,190 | 0.00695 | 93,464 | 459,344 | 0.96590 | 2,616,795 | 28.0 |
| **50** | 0.03407 | 3,076 | 0.00693 | 90,274 | 443,680 | 0.94974 | 2,157,450 | 23.9 |
| **55** | 0.06702 | 5,844 | 0.01387 | 87,198 | 421,382 | 0.92135 | 1,713,771 | 19.7 |
| **60** | 0.09112 | 7,413 | 0.01909 | 81,355 | 388,239 | 0.87903 | 1,292,389 | 15.9 |
| **65** | 0.15381 | 11,373 | 0.03332 | 73,941 | 341,275 | 0.78159 | 904,150 | 12.2 |
| **70** | 0.29476 | 18,442 | 0.06914 | 62,569 | 266,737 | 0.63894 | 562,875 | 9.0 |
| **75** | 0.45507 | 20,080 | 0.11782 | 44,126 | 170,430 | 0.42449 [c] | 296,138 | 6.7 |
| **80+** | 1.00000 | 24,046 | 0.19128 | 24,046 | 125,708 | - | 125,708 | 5.2 |
| **Perempuan** *Female* | | | | | | | | |
| **0** | 0.00542 | 542 | 0.00545 | 100,000 | 99,493 | 0.99465 [a] | 7,655,747 | 76.6 |
| **1** | 0.00000 | - | 0.00000 | 99,458 | 397,830 | 0.99950 [b] | 7,556,253 | 76.0 |
| **5** | 0.00085 | 85 | 0.00017 | 99,458 | 497,076 | 0.99957 | 7,158,423 | 72.0 |
| **10** | 0.00000 | - | 0.00000 | 99,373 | 496,865 | 1.00000 | 6,661,347 | 67.0 |
| **15** | 0.00000 | - | 0.00000 | 99,373 | 496,865 | 0.99913 | 6,164,483 | 62.0 |
| **20** | 0.00175 | 174 | 0.00035 | 99,373 | 496,430 | 0.99884 | 5,667,618 | 57.0 |
| **25** | 0.00057 | 57 | 0.00011 | 99,199 | 495,855 | 0.99848 | 5,171,188 | 52.1 |
| **30** | 0.00247 | 245 | 0.00049 | 99,143 | 495,101 | 0.99526 | 4,675,333 | 47.2 |
| **35** | 0.00702 | 694 | 0.00141 | 98,898 | 492,753 | 0.99424 | 4,180,232 | 42.3 |
| **40** | 0.00449 | 441 | 0.00090 | 98,204 | 489,915 | 0.99167 | 3,687,479 | 37.5 |
| **45** | 0.01218 | 1,191 | 0.00245 | 97,762 | 485,835 | 0.98172 | 3,197,564 | 32.7 |
| **50** | 0.02445 | 2,361 | 0.00495 | 96,572 | 476,955 | 0.96920 | 2,711,729 | 28.1 |
| **55** | 0.03730 | 3,514 | 0.00760 | 94,210 | 462,267 | 0.95398 | 2,234,774 | 23.7 |
| **60** | 0.05508 | 4,995 | 0.01133 | 90,696 | 440,994 | 0.92852 | 1,772,507 | 19.5 |
| **65** | 0.08884 | 7,614 | 0.01859 | 85,701 | 409,471 | 0.87747 | 1,331,513 | 15.5 |
| **70** | 0.15950 | 12,455 | 0.03466 | 78,087 | 359,299 | 0.76505 | 922,042 | 11.8 |
| **75** | 0.32472 | 21,312 | 0.07753 | 65,632 | 274,882 | 0.51153 [c] | 562,743 | 8.6 |
| **80+** | 1.00000 | 44,320 | 0.15396 | 44,320 | 287,862 | - | 287,862 | 6.5 |

**Nota:** *Notes:*

[a] **Daripada umur 0 hingga kumpulan umur 1-4**
*From age of 0 to age group 1-4*

[b] **Daripada umur 0, kumpulan umur 1-4 hingga kumpulan umur 5-9**
*From age of 0, age group 1-4 to age group 5-9*

[c] **Daripada umur 75 hingga 80+**
*From age of 75 to 80+*

[e] **Anggaran**
*Estimates*

**Jadual 5.1.9: Jadual hayat ringkas mengikut jantina dan umur, Kulai, Johor, 2026[e]**

*Table 5.1.9: Abridged life table by sex and age, Kulai, Johor, 2026 [e]*

| **Umur** *Age* | **Kebarangkalian mati di antara umur x dan umur x+n** *Probability of dying between age x and age x+n* | **Bilangan kematian di antara umur x dan umur x+n** *Number of deaths between age x and age x+n* | **Kadar tengah mortaliti di antara umur x dan umur x+n** *Central mortality rate between age x and age x+n* | **Penakat (orang yang masih hidup) pada umur tepat x** *Survivors at exact age x* | **Bilangan orang hidup-tahun di antara umur x dan umur x+n** *Number of person-years lived between age x and age x+n* | **Nisbah ketakatan** *Survival ratio* | **Jumlah bilangan orang hidup-tahun selepas umur tepat x** *Total number of person-years lived after exact age x* | **Jangkaan hayat** *Life expectancy* |
|---|---|---|---|---|---|---|---|---|
| **x** | $_nq_x$ | $_nd_x$ | $_nm_x$ | $l_x$ | $_nL_x$ | $_nS_x$ | $T_x$ | $e_x$ |
| **Lelaki dan Perempuan** *Both sexes* | | | | | | | | |
| **0** | 0.00446 | 446 | 0.00448 | 100,000 | 99,583 | 0.99520 [a] | 7,744,034 | 77.4 |
| **1** | 0.00081 | 80 | 0.00020 | 99,554 | 398,017 | 0.99942 [b] | 7,644,452 | 76.8 |
| **5** | 0.00024 | 24 | 0.00005 | 99,474 | 497,309 | 0.99933 | 7,246,434 | 72.8 |
| **10** | 0.00111 | 110 | 0.00022 | 99,450 | 496,974 | 0.99798 | 6,749,125 | 67.9 |
| **15** | 0.00293 | 291 | 0.00059 | 99,340 | 495,971 | 0.99772 | 6,252,151 | 62.9 |
| **20** | 0.00163 | 161 | 0.00033 | 99,049 | 494,839 | 0.99780 | 5,756,181 | 58.1 |
| **25** | 0.00276 | 273 | 0.00055 | 98,887 | 493,753 | 0.99603 | 5,261,341 | 53.2 |
| **30** | 0.00519 | 511 | 0.00104 | 98,614 | 491,791 | 0.99444 | 4,767,589 | 48.3 |
| **35** | 0.00593 | 582 | 0.00119 | 98,102 | 489,057 | 0.99121 | 4,275,798 | 43.6 |
| **40** | 0.01165 | 1,136 | 0.00234 | 97,520 | 484,761 | 0.98548 | 3,786,741 | 38.8 |
| **45** | 0.01742 | 1,679 | 0.00351 | 96,384 | 477,722 | 0.97759 | 3,301,980 | 34.3 |
| **50** | 0.02748 | 2,602 | 0.00557 | 94,705 | 467,018 | 0.96810 | 2,824,258 | 29.8 |
| **55** | 0.03645 | 3,357 | 0.00742 | 92,102 | 452,120 | 0.95511 | 2,357,240 | 25.6 |
| **60** | 0.05365 | 4,762 | 0.01103 | 88,746 | 431,824 | 0.93701 | 1,905,121 | 21.5 |
| **65** | 0.07285 | 6,118 | 0.01512 | 83,984 | 404,624 | 0.90673 | 1,473,297 | 17.5 |
| **70** | 0.11529 | 8,977 | 0.02447 | 77,866 | 366,886 | 0.84322 | 1,068,673 | 13.7 |
| **75** | 0.20368 | 14,031 | 0.04536 | 68,889 | 309,364 | 0.55918 [c] | 701,787 | 10.2 |
| **80+** | 1.00000 | 54,857 | 0.13979 | 54,857 | 392,423 | - | 392,423 | 7.2 |
| **Lelaki** *Male* | | | | | | | | |
| **0** | 0.00347 | 347 | 0.00348 | 100,000 | 99,671 | 0.99583 [a] | 7,542,316 | 75.4 |
| **1** | 0.00156 | 156 | 0.00039 | 99,653 | 398,246 | 0.99914 [b] | 7,442,645 | 74.7 |
| **5** | 0.00000 | - | 0.00000 | 99,498 | 497,488 | 0.99936 | 7,044,399 | 70.8 |
| **10** | 0.00127 | 126 | 0.00025 | 99,498 | 497,171 | 0.99681 | 6,546,912 | 65.8 |
| **15** | 0.00511 | 508 | 0.00102 | 99,371 | 495,586 | 0.99662 | 6,049,740 | 60.9 |
| **20** | 0.00164 | 162 | 0.00033 | 98,863 | 493,911 | 0.99743 | 5,554,155 | 56.2 |
| **25** | 0.00350 | 346 | 0.00070 | 98,701 | 492,640 | 0.99523 | 5,060,244 | 51.3 |
| **30** | 0.00604 | 594 | 0.00121 | 98,355 | 490,289 | 0.99373 | 4,567,604 | 46.4 |
| **35** | 0.00650 | 635 | 0.00130 | 97,761 | 487,216 | 0.98829 | 4,077,315 | 41.7 |
| **40** | 0.01695 | 1,646 | 0.00342 | 97,126 | 481,512 | 0.97976 | 3,590,099 | 37.0 |
| **45** | 0.02359 | 2,252 | 0.00477 | 95,479 | 471,766 | 0.97150 | 3,108,587 | 32.6 |
| **50** | 0.03352 | 3,125 | 0.00682 | 93,227 | 458,322 | 0.95991 | 2,636,820 | 28.3 |
| **55** | 0.04688 | 4,224 | 0.00960 | 90,102 | 439,950 | 0.94315 | 2,178,498 | 24.2 |
| **60** | 0.06733 | 5,782 | 0.01393 | 85,878 | 414,937 | 0.92479 | 1,738,548 | 20.2 |
| **65** | 0.08366 | 6,701 | 0.01746 | 80,096 | 383,730 | 0.88236 | 1,323,612 | 16.5 |
| **70** | 0.15471 | 11,355 | 0.03354 | 73,396 | 338,590 | 0.81454 | 939,882 | 12.8 |
| **75** | 0.22185 | 13,763 | 0.04990 | 62,040 | 275,793 | 0.54133 [c] | 601,292 | 9.7 |
| **80+** | 1.00000 | 48,277 | 0.14832 | 48,277 | 325,498 | - | 325,498 | 6.7 |
| **Perempuan** *Female* | | | | | | | | |
| **0** | 0.00550 | 550 | 0.00553 | 100,000 | 99,486 | 0.99457 [a] | 7,978,346 | 79.8 |
| **1** | 0.00000 | - | 0.00000 | 99,450 | 397,799 | 0.99968 [b] | 7,878,860 | 79.2 |
| **5** | 0.00049 | 49 | 0.00010 | 99,450 | 497,126 | 0.99929 | 7,481,061 | 75.2 |
| **10** | 0.00093 | 92 | 0.00019 | 99,401 | 496,774 | 0.99934 | 6,983,935 | 70.3 |
| **15** | 0.00040 | 39 | 0.00008 | 99,309 | 496,445 | 0.99900 | 6,487,161 | 65.3 |
| **20** | 0.00161 | 160 | 0.00032 | 99,269 | 495,947 | 0.99837 | 5,990,716 | 60.3 |
| **25** | 0.00165 | 163 | 0.00033 | 99,109 | 495,138 | 0.99716 | 5,494,769 | 55.4 |
| **30** | 0.00404 | 400 | 0.00081 | 98,946 | 493,730 | 0.99538 | 4,999,631 | 50.5 |
| **35** | 0.00521 | 513 | 0.00104 | 98,546 | 491,448 | 0.99472 | 4,505,901 | 45.7 |
| **40** | 0.00535 | 525 | 0.00107 | 98,033 | 488,854 | 0.99224 | 4,014,453 | 40.9 |
| **45** | 0.01019 | 993 | 0.00205 | 97,509 | 485,059 | 0.98454 | 3,525,598 | 36.2 |
| **50** | 0.02078 | 2,005 | 0.00420 | 96,515 | 477,562 | 0.97693 | 3,040,540 | 31.5 |
| **55** | 0.02541 | 2,401 | 0.00515 | 94,510 | 466,546 | 0.96796 | 2,562,977 | 27.1 |
| **60** | 0.03885 | 3,578 | 0.00792 | 92,109 | 451,598 | 0.94962 | 2,096,431 | 22.8 |
| **65** | 0.06238 | 5,522 | 0.01288 | 88,531 | 428,847 | 0.92925 | 1,644,833 | 18.6 |
| **70** | 0.07969 | 6,615 | 0.01660 | 83,008 | 398,504 | 0.86834 | 1,215,987 | 14.6 |
| **75** | 0.18813 | 14,372 | 0.04153 | 76,394 | 346,037 | 0.57670 [c] | 817,482 | 10.7 |
| **80+** | 1.00000 | 62,021 | 0.13156 | 62,021 | 471,445 | - | 471,445 | 7.6 |

**Nota:** *Notes:*

[a] **Daripada umur 0 hingga kumpulan umur 1-4**
*From age of 0 to age group 1-4*

[b] **Daripada umur 0, kumpulan umur 1-4 hingga kumpulan umur 5-9**
*From age of 0, age group 1-4 to age group 5-9*

[c] **Daripada umur 75 hingga 80+**
*From age of 75 to 80+*

[e] **Anggaran**
*Estimates*

**Jadual 5.1.10: Jadual hayat ringkas mengikut jantina dan umur, Tangkak, Johor, 2026[e]**
*Table 5.1.10: Abridged life table by sex and age, Tangkak, Johor, 2026 [e]*

| Umur *Age* | Kebarangkalian mati di antara umur x dan umur x+n *Probability of dying between age x and age x+n* | Bilangan kematian di antara umur x dan umur x+n *Number of deaths between age x and age x+n* | Kadar tengah mortaliti di antara umur x dan umur x+n *Central mortality rate between age x and age x+n* | Penakat (orang yang masih hidup) pada umur tepat x *Survivors at exact age x* | Bilangan orang hidup-tahun di antara umur x dan umur x+n *Number of person-years lived between age x and age x+n* | Nisbah ketakatan *Survival ratio* | Jumlah bilangan orang hidup-tahun selepas umur tepat x *Total number of person-years lived after exact age x* | Jangkaan hayat *Life expectancy* |
|---|---|---|---|---|---|---|---|---|
| x | $_nq_x$ | $_nd_x$ | $_nm_x$ | $l_x$ | $_nL_x$ | $_nS_x$ | $T_x$ | $e_x$ |
| **Lelaki dan Perempuan** *Both sexes* | | | | | | | | |
| **0** | 0.00951 | 951 | 0.00959 | 100,000 | 99,124 | 0.99013 [a] | 7,323,273 | 73.2 |
| **1** | 0.00103 | 102 | 0.00026 | 99,049 | 395,942 | 0.99906 [b] | 7,224,150 | 72.9 |
| **5** | 0.00055 | 55 | 0.00011 | 98,947 | 494,598 | 0.99758 | 6,828,208 | 69.0 |
| **10** | 0.00428 | 423 | 0.00086 | 98,892 | 493,404 | 0.99578 | 6,333,609 | 64.0 |
| **15** | 0.00416 | 410 | 0.00083 | 98,469 | 491,322 | 0.99667 | 5,840,205 | 59.3 |
| **20** | 0.00249 | 244 | 0.00050 | 98,060 | 489,688 | 0.99692 | 5,348,883 | 54.5 |
| **25** | 0.00367 | 359 | 0.00074 | 97,816 | 488,180 | 0.99537 | 4,859,195 | 49.7 |
| **30** | 0.00560 | 545 | 0.00112 | 97,456 | 485,918 | 0.99321 | 4,371,015 | 44.9 |
| **35** | 0.00800 | 775 | 0.00161 | 96,911 | 482,617 | 0.98956 | 3,885,098 | 40.1 |
| **40** | 0.01290 | 1,240 | 0.00260 | 96,136 | 477,579 | 0.98300 | 3,402,480 | 35.4 |
| **45** | 0.02114 | 2,006 | 0.00427 | 94,896 | 469,462 | 0.97378 | 2,924,901 | 30.8 |
| **50** | 0.03141 | 2,918 | 0.00638 | 92,889 | 457,151 | 0.95636 | 2,455,439 | 26.4 |
| **55** | 0.05626 | 5,062 | 0.01158 | 89,971 | 437,202 | 0.93566 | 1,998,288 | 22.2 |
| **60** | 0.07290 | 6,190 | 0.01513 | 84,910 | 409,073 | 0.90650 | 1,561,086 | 18.4 |
| **65** | 0.11571 | 9,109 | 0.02456 | 78,720 | 370,827 | 0.84703 | 1,152,013 | 14.6 |
| **70** | 0.19512 | 13,582 | 0.04324 | 69,611 | 314,100 | 0.74856 | 781,186 | 11.2 |
| **75** | 0.32143 | 18,009 | 0.07660 | 56,029 | 235,121 | 0.49662 [c] | 467,087 | 8.3 |
| **80+** | 1.00000 | 38,020 | 0.16390 | 38,020 | 231,966 | - | 231,966 | 6.1 |
| **Lelaki** *Male* | | | | | | | | |
| **0** | 0.01170 | 1,170 | 0.01182 | 100,000 | 98,919 | 0.98848 [a] | 7,035,197 | 70.4 |
| **1** | 0.00000 | - | 0.00000 | 98,830 | 395,322 | 0.99925 [b] | 6,936,277 | 70.2 |
| **5** | 0.00115 | 114 | 0.00023 | 98,830 | 493,868 | 0.99606 | 6,540,956 | 66.2 |
| **10** | 0.00674 | 665 | 0.00135 | 98,717 | 491,921 | 0.99335 | 6,047,087 | 61.3 |
| **15** | 0.00657 | 644 | 0.00132 | 98,051 | 488,648 | 0.99445 | 5,555,167 | 56.7 |
| **20** | 0.00453 | 442 | 0.00091 | 97,408 | 485,935 | 0.99580 | 5,066,519 | 52.0 |
| **25** | 0.00386 | 374 | 0.00077 | 96,966 | 483,896 | 0.99417 | 4,580,584 | 47.2 |
| **30** | 0.00781 | 755 | 0.00157 | 96,592 | 481,074 | 0.99201 | 4,096,689 | 42.4 |
| **35** | 0.00817 | 783 | 0.00164 | 95,838 | 477,229 | 0.98682 | 3,615,615 | 37.7 |
| **40** | 0.01823 | 1,733 | 0.00368 | 95,054 | 470,939 | 0.97889 | 3,138,386 | 33.0 |
| **45** | 0.02404 | 2,243 | 0.00487 | 93,321 | 460,999 | 0.96708 | 2,667,447 | 28.6 |
| **50** | 0.04203 | 3,828 | 0.00859 | 91,078 | 445,822 | 0.94432 | 2,206,448 | 24.2 |
| **55** | 0.06993 | 6,101 | 0.01449 | 87,251 | 420,999 | 0.91691 | 1,760,626 | 20.2 |
| **60** | 0.09723 | 7,890 | 0.02044 | 81,149 | 386,020 | 0.87975 | 1,339,627 | 16.5 |
| **65** | 0.14576 | 10,678 | 0.03144 | 73,259 | 339,600 | 0.80703 | 953,607 | 13.0 |
| **70** | 0.24824 | 15,535 | 0.05668 | 62,581 | 274,068 | 0.68364 | 614,007 | 9.8 |
| **75** | 0.40698 | 19,147 | 0.10219 | 47,046 | 187,364 | 0.44883 [c] | 339,939 | 7.2 |
| **80+** | 1.00000 | 27,899 | 0.18286 | 27,899 | 152,574 | - | 152,574 | 5.5 |
| **Perempuan** *Female* | | | | | | | | |
| **0** | 0.00708 | 708 | 0.00713 | 100,000 | 99,342 | 0.99197 [a] | 7,668,180 | 76.7 |
| **1** | 0.00212 | 211 | 0.00053 | 99,292 | 396,642 | 0.99883 [b] | 7,568,838 | 76.2 |
| **5** | 0.00000 | - | 0.00000 | 99,081 | 495,403 | 0.99913 | 7,172,196 | 72.4 |
| **10** | 0.00174 | 172 | 0.00035 | 99,081 | 494,973 | 0.99840 | 6,676,793 | 67.4 |
| **15** | 0.00147 | 145 | 0.00029 | 98,908 | 494,179 | 0.99927 | 6,181,820 | 62.5 |
| **20** | 0.00000 | - | 0.00000 | 98,763 | 493,816 | 0.99828 | 5,687,641 | 57.6 |
| **25** | 0.00344 | 340 | 0.00069 | 98,763 | 492,966 | 0.99677 | 5,193,825 | 52.6 |
| **30** | 0.00302 | 298 | 0.00061 | 98,423 | 491,372 | 0.99460 | 4,700,860 | 47.8 |
| **35** | 0.00779 | 764 | 0.00156 | 98,126 | 488,717 | 0.99254 | 4,209,488 | 42.9 |
| **40** | 0.00712 | 694 | 0.00143 | 97,361 | 485,072 | 0.98748 | 3,720,771 | 38.2 |
| **45** | 0.01796 | 1,736 | 0.00362 | 96,668 | 478,998 | 0.98095 | 3,235,699 | 33.5 |
| **50** | 0.02016 | 1,914 | 0.00407 | 94,932 | 469,874 | 0.96879 | 2,756,701 | 29.0 |
| **55** | 0.04249 | 3,952 | 0.00868 | 93,018 | 455,210 | 0.95505 | 2,286,827 | 24.6 |
| **60** | 0.04752 | 4,232 | 0.00973 | 89,066 | 434,750 | 0.93351 | 1,831,617 | 20.6 |
| **65** | 0.08642 | 7,331 | 0.01806 | 84,834 | 405,841 | 0.88414 | 1,396,866 | 16.5 |
| **70** | 0.14808 | 11,477 | 0.03198 | 77,503 | 358,821 | 0.80818 | 991,025 | 12.8 |
| **75** | 0.24316 | 16,055 | 0.05536 | 66,026 | 289,993 | 0.54130 [c] | 632,204 | 9.6 |
| **80+** | 1.00000 | 49,971 | 0.14602 | 49,971 | 342,211 | - | 342,211 | 6.8 |

**Nota:** *Notes:*
[a] **Daripada umur 0 hingga kumpulan umur 1-4**
*From age of 0 to age group 1-4*
[b] **Daripada umur 0, kumpulan umur 1-4 hingga kumpulan umur 5-9**
*From age of 0, age group 1-4 to age group 5-9*
[c] **Daripada umur 75 hingga 80+**
*From age of 75 to 80+*
[e] **Anggaran**
*Estimates*

**Muka surat ini sengaja dibiarkan kosong**

*This page is deliberately left blank*

# NEGERI & DAERAH PENTADBIRAN

## *STATE & ADMINISTRATIVE DISTRICT*

# KEDAH

# 2026e

**Muka surat ini sengaja dibiarkan kosong**

*This page is deliberately left blank*

**Jadual 5.2: Jadual hayat ringkas mengikut jantina dan umur, Kedah, 2026[e]**

*Table 5.2: Abridged life table by sex and age, Kedah, 2026 [e]*

| **Umur** *Age* | **Kebarangkalian mati di antara umur x dan umur x+n** *Probability of dying between age x and age x+n* | **Bilangan kematian di antara umur x dan umur x+n** *Number of deaths between age x and age x+n* | **Kadar tengah mortaliti di antara umur x dan umur x+n** *Central mortality rate between age x and age x+n* | **Penakat (orang yang masih hidup) pada umur tepat x** *Survivors at exact age x* | **Bilangan orang hidup-tahun di antara umur x dan umur x+n** *Number of person-years lived between age x and age x+n* | **Nisbah ketakatan** *Survival ratio* | **Jumlah bilangan orang hidup-tahun selepas umur tepat x** *Total number of person-years lived after exact age x* | **Jangkaan hayat** *Life expectancy* |
|---|---|---|---|---|---|---|---|---|
| **x** | $_nq_x$ | $_nd_x$ | $_nm_x$ | $l_x$ | $_nL_x$ | $_nS_x$ | $T_x$ | $e_x$ |
| **Lelaki dan Perempuan** *Both sexes* | | | | | | | | |
| **0** | 0.00556 | 556 | 0.00559 | 100,000 | 99,481 | 0.99392 [a] | 7,303,333 | 73.0 |
| **1** | 0.00120 | 119 | 0.00030 | 99,444 | 397,478 | 0.99873 [b] | 7,203,852 | 72.4 |
| **5** | 0.00119 | 118 | 0.00024 | 99,324 | 496,327 | 0.99873 | 6,806,374 | 68.5 |
| **10** | 0.00136 | 135 | 0.00027 | 99,207 | 495,695 | 0.99742 | 6,310,046 | 63.6 |
| **15** | 0.00381 | 377 | 0.00076 | 99,071 | 494,415 | 0.99577 | 5,814,351 | 58.7 |
| **20** | 0.00465 | 459 | 0.00093 | 98,694 | 492,325 | 0.99557 | 5,319,937 | 53.9 |
| **25** | 0.00421 | 414 | 0.00084 | 98,236 | 490,145 | 0.99466 | 4,827,611 | 49.1 |
| **30** | 0.00647 | 633 | 0.00130 | 97,822 | 487,528 | 0.99108 | 4,337,467 | 44.3 |
| **35** | 0.01139 | 1,107 | 0.00229 | 97,189 | 483,178 | 0.98323 | 3,849,939 | 39.6 |
| **40** | 0.02221 | 2,134 | 0.00449 | 96,082 | 475,077 | 0.97375 | 3,366,761 | 35.0 |
| **45** | 0.03039 | 2,855 | 0.00617 | 93,949 | 462,606 | 0.96182 | 2,891,683 | 30.8 |
| **50** | 0.04623 | 4,211 | 0.00946 | 91,094 | 444,941 | 0.94598 | 2,429,078 | 26.7 |
| **55** | 0.06218 | 5,403 | 0.01284 | 86,883 | 420,907 | 0.92579 | 1,984,137 | 22.8 |
| **60** | 0.08703 | 7,091 | 0.01820 | 81,480 | 389,673 | 0.90250 | 1,563,230 | 19.2 |
| **65** | 0.10898 | 8,107 | 0.02305 | 74,389 | 351,679 | 0.86455 | 1,173,556 | 15.8 |
| **70** | 0.16516 | 10,947 | 0.03601 | 66,282 | 304,044 | 0.80590 | 821,878 | 12.4 |
| **75** | 0.22876 | 12,658 | 0.05166 | 55,335 | 245,030 | 0.52682 [c] | 517,834 | 9.4 |
| **80+** | 1.00000 | 42,677 | 0.15644 | 42,677 | 272,804 | - | 272,804 | 6.4 |
| **Lelaki** *Male* | | | | | | | | |
| **0** | 0.00661 | 661 | 0.00665 | 100,000 | 99,380 | 0.99286 [a] | 7,026,842 | 70.3 |
| **1** | 0.00130 | 130 | 0.00033 | 99,339 | 397,051 | 0.99853 [b] | 6,927,462 | 69.7 |
| **5** | 0.00141 | 140 | 0.00028 | 99,210 | 495,699 | 0.99853 | 6,530,411 | 65.8 |
| **10** | 0.00153 | 151 | 0.00031 | 99,070 | 494,972 | 0.99614 | 6,034,712 | 60.9 |
| **15** | 0.00620 | 613 | 0.00124 | 98,919 | 493,060 | 0.99363 | 5,539,741 | 56.0 |
| **20** | 0.00655 | 644 | 0.00131 | 98,305 | 489,918 | 0.99406 | 5,046,680 | 51.3 |
| **25** | 0.00533 | 520 | 0.00107 | 97,662 | 487,007 | 0.99295 | 4,556,763 | 46.7 |
| **30** | 0.00879 | 854 | 0.00177 | 97,141 | 483,573 | 0.98829 | 4,069,755 | 41.9 |
| **35** | 0.01465 | 1,411 | 0.00295 | 96,288 | 477,912 | 0.97815 | 3,586,183 | 37.2 |
| **40** | 0.02917 | 2,767 | 0.00592 | 94,877 | 467,467 | 0.96638 | 3,108,271 | 32.8 |
| **45** | 0.03821 | 3,520 | 0.00779 | 92,110 | 451,751 | 0.95154 | 2,640,804 | 28.7 |
| **50** | 0.05911 | 5,237 | 0.01218 | 88,590 | 429,860 | 0.93064 | 2,189,053 | 24.7 |
| **55** | 0.08025 | 6,689 | 0.01672 | 83,353 | 400,044 | 0.90582 | 1,759,193 | 21.1 |
| **60** | 0.10931 | 8,380 | 0.02313 | 76,664 | 362,370 | 0.87808 | 1,359,149 | 17.7 |
| **65** | 0.13609 | 9,292 | 0.02920 | 68,284 | 318,188 | 0.83596 | 996,780 | 14.6 |
| **70** | 0.19639 | 11,585 | 0.04356 | 58,991 | 265,993 | 0.77420 | 678,592 | 11.5 |
| **75** | 0.26240 | 12,439 | 0.06040 | 47,406 | 205,931 | 0.50089 [c] | 412,599 | 8.7 |
| **80+** | 1.00000 | 34,967 | 0.16919 | 34,967 | 206,667 | - | 206,667 | 5.9 |
| **Perempuan** *Female* | | | | | | | | |
| **0** | 0.00447 | 447 | 0.00448 | 100,000 | 99,582 | 0.99505 [a] | 7,604,488 | 76.0 |
| **1** | 0.00109 | 108 | 0.00027 | 99,553 | 397,945 | 0.99892 [b] | 7,504,907 | 75.4 |
| **5** | 0.00094 | 94 | 0.00019 | 99,445 | 496,991 | 0.99894 | 7,106,962 | 71.5 |
| **10** | 0.00119 | 118 | 0.00024 | 99,351 | 496,462 | 0.99879 | 6,609,971 | 66.5 |
| **15** | 0.00123 | 122 | 0.00025 | 99,233 | 495,862 | 0.99817 | 6,113,509 | 61.6 |
| **20** | 0.00242 | 240 | 0.00049 | 99,112 | 494,957 | 0.99737 | 5,617,646 | 56.7 |
| **25** | 0.00284 | 281 | 0.00057 | 98,871 | 493,655 | 0.99665 | 5,122,689 | 51.8 |
| **30** | 0.00387 | 381 | 0.00078 | 98,591 | 491,999 | 0.99409 | 4,629,034 | 47.0 |
| **35** | 0.00796 | 781 | 0.00160 | 98,209 | 489,092 | 0.98834 | 4,137,035 | 42.1 |
| **40** | 0.01540 | 1,500 | 0.00310 | 97,428 | 483,389 | 0.98107 | 3,647,943 | 37.4 |
| **45** | 0.02252 | 2,161 | 0.00456 | 95,928 | 474,237 | 0.97185 | 3,164,555 | 33.0 |
| **50** | 0.03390 | 3,178 | 0.00690 | 93,767 | 460,889 | 0.96013 | 2,690,318 | 28.7 |
| **55** | 0.04606 | 4,172 | 0.00943 | 90,588 | 442,512 | 0.94403 | 2,229,429 | 24.6 |
| **60** | 0.06636 | 5,735 | 0.01373 | 86,416 | 417,744 | 0.92446 | 1,786,918 | 20.7 |
| **65** | 0.08537 | 6,887 | 0.01783 | 80,681 | 386,188 | 0.88976 | 1,369,174 | 17.0 |
| **70** | 0.13743 | 10,141 | 0.02951 | 73,794 | 343,617 | 0.83428 | 982,985 | 13.3 |
| **75** | 0.19853 | 12,637 | 0.04408 | 63,653 | 286,671 | 0.55163 [c] | 639,369 | 10.0 |
| **80+** | 1.00000 | 51,016 | 0.14464 | 51,016 | 352,697 | - | 352,697 | 6.9 |

**Nota:** *Notes:*

[a] **Daripada umur 0 hingga kumpulan umur 1-4**
*From age of 0 to age group 1-4*

[b] **Daripada umur 0, kumpulan umur 1-4 hingga kumpulan umur 5-9**
*From age of 0, age group 1-4 to age group 5-9*

[c] **Daripada umur 75 hingga 80+**
*From age of 75 to 80+*

[e] **Anggaran**
*Estimates*

**Jadual 5.2.1: Jadual hayat ringkas mengikut jantina dan umur, Baling, Kedah, 2026[e]**

*Table 5.2.1: Abridged life table by sex and age, Baling, Kedah, 2026 [e]*

| **Umur** *Age* | **Kebarangkalian mati di antara umur x dan umur x+n** *Probability of dying between age x and age x+n* | **Bilangan kematian di antara umur x dan umur x+n** *Number of deaths between age x and age x+n* | **Kadar tengah mortaliti di antara umur x dan umur x+n** *Central mortality rate between age x and age x+n* | **Penakat (orang yang masih hidup) pada umur tepat x** *Survivors at exact age x* | **Bilangan orang hidup-tahun di antara umur x dan umur x+n** *Number of person-years lived between age x and age x+n* | **Nisbah ketakatan** *Survival ratio* | **Jumlah bilangan orang hidup-tahun selepas umur tepat x** *Total number of person-years lived after exact age x* | **Jangkaan hayat** *Life expectancy* |
|---|---|---|---|---|---|---|---|---|
| **x** | $_nq_x$ | $_nd_x$ | $_nm_x$ | $l_x$ | $_nL_x$ | $_nS_x$ | $T_x$ | $e_x$ |
| **Lelaki dan Perempuan** *Both sexes* | | | | | | | | |
| **0** | 0.00399 | 399 | 0.00401 | 100,000 | 99,626 | 0.99513 [a] | 6,982,480 | 69.8 |
| **1** | 0.00187 | 186 | 0.00047 | 99,601 | 397,941 | 0.99806 [b] | 6,882,855 | 69.1 |
| **5** | 0.00190 | 189 | 0.00038 | 99,415 | 496,601 | 0.99754 | 6,484,914 | 65.2 |
| **10** | 0.00302 | 299 | 0.00060 | 99,226 | 495,380 | 0.99626 | 5,988,313 | 60.4 |
| **15** | 0.00447 | 442 | 0.00090 | 98,926 | 493,526 | 0.99382 | 5,492,932 | 55.5 |
| **20** | 0.00790 | 778 | 0.00159 | 98,484 | 490,474 | 0.99327 | 4,999,407 | 50.8 |
| **25** | 0.00555 | 542 | 0.00111 | 97,706 | 487,173 | 0.99180 | 4,508,933 | 46.1 |
| **30** | 0.01087 | 1,056 | 0.00219 | 97,164 | 483,178 | 0.98938 | 4,021,760 | 41.4 |
| **35** | 0.01037 | 996 | 0.00208 | 96,108 | 478,047 | 0.97779 | 3,538,582 | 36.8 |
| **40** | 0.03418 | 3,251 | 0.00695 | 95,111 | 467,429 | 0.96444 | 3,060,536 | 32.2 |
| **45** | 0.03699 | 3,398 | 0.00754 | 91,861 | 450,809 | 0.95614 | 2,593,106 | 28.2 |
| **50** | 0.05099 | 4,511 | 0.01047 | 88,463 | 431,037 | 0.93182 | 2,142,298 | 24.2 |
| **55** | 0.08630 | 7,245 | 0.01804 | 83,952 | 401,647 | 0.89567 | 1,711,261 | 20.4 |
| **60** | 0.12406 | 9,516 | 0.02645 | 76,707 | 359,744 | 0.88123 | 1,309,614 | 17.1 |
| **65** | 0.11274 | 7,575 | 0.02389 | 67,191 | 317,016 | 0.82571 | 949,870 | 14.1 |
| **70** | 0.24366 | 14,526 | 0.05549 | 59,616 | 261,764 | 0.73173 | 632,854 | 10.6 |
| **75** | 0.30082 | 13,564 | 0.07082 | 45,090 | 191,539 | 0.48385 [c] | 371,091 | 8.2 |
| **80+** | 1.00000 | 31,526 | 0.17558 | 31,526 | 179,551 | - | 179,551 | 5.7 |
| **Lelaki** *Male* | | | | | | | | |
| **0** | 0.00520 | 520 | 0.00523 | 100,000 | 99,510 | 0.99383 [a] | 6,744,231 | 67.4 |
| **1** | 0.00219 | 218 | 0.00055 | 99,480 | 397,404 | 0.99732 [b] | 6,644,722 | 66.8 |
| **5** | 0.00292 | 290 | 0.00058 | 99,262 | 495,584 | 0.99671 | 6,247,318 | 62.9 |
| **10** | 0.00365 | 362 | 0.00073 | 98,972 | 493,956 | 0.99541 | 5,751,734 | 58.1 |
| **15** | 0.00553 | 545 | 0.00111 | 98,610 | 491,689 | 0.99173 | 5,257,778 | 53.3 |
| **20** | 0.01103 | 1,082 | 0.00222 | 98,065 | 487,622 | 0.99033 | 4,766,089 | 48.6 |
| **25** | 0.00830 | 805 | 0.00167 | 96,984 | 482,905 | 0.98888 | 4,278,467 | 44.1 |
| **30** | 0.01396 | 1,343 | 0.00281 | 96,178 | 477,534 | 0.98776 | 3,795,562 | 39.5 |
| **35** | 0.01050 | 996 | 0.00211 | 94,835 | 471,689 | 0.97749 | 3,318,027 | 35.0 |
| **40** | 0.03465 | 3,252 | 0.00705 | 93,840 | 461,071 | 0.96378 | 2,846,339 | 30.3 |
| **45** | 0.03785 | 3,429 | 0.00772 | 90,588 | 444,369 | 0.95281 | 2,385,268 | 26.3 |
| **50** | 0.05689 | 4,958 | 0.01171 | 87,159 | 423,400 | 0.91819 | 1,940,899 | 22.3 |
| **55** | 0.10824 | 8,897 | 0.02289 | 82,201 | 388,761 | 0.87646 | 1,517,498 | 18.5 |
| **60** | 0.14071 | 10,314 | 0.03027 | 73,304 | 340,732 | 0.86260 | 1,128,737 | 15.4 |
| **65** | 0.13355 | 8,412 | 0.02862 | 62,989 | 293,915 | 0.77121 | 788,005 | 12.5 |
| **70** | 0.33871 | 18,486 | 0.08155 | 54,577 | 226,671 | 0.65288 | 494,090 | 9.1 |
| **75** | 0.35983 | 12,987 | 0.08775 | 36,091 | 147,990 | 0.44660 [c] | 267,419 | 7.4 |
| **80+** | 1.00000 | 23,105 | 0.19346 | 23,105 | 119,429 | - | 119,429 | 5.2 |
| **Perempuan** *Female* | | | | | | | | |
| **0** | 0.00259 | 259 | 0.00259 | 100,000 | 99,756 | 0.99668 [a] | 7,247,938 | 72.5 |
| **1** | 0.00153 | 153 | 0.00038 | 99,741 | 398,586 | 0.99880 [b] | 7,148,182 | 71.7 |
| **5** | 0.00079 | 79 | 0.00016 | 99,588 | 497,745 | 0.99843 | 6,749,596 | 67.8 |
| **10** | 0.00234 | 233 | 0.00047 | 99,510 | 496,966 | 0.99715 | 6,251,851 | 62.8 |
| **15** | 0.00335 | 333 | 0.00067 | 99,277 | 495,552 | 0.99619 | 5,754,885 | 58.0 |
| **20** | 0.00427 | 423 | 0.00086 | 98,944 | 493,663 | 0.99672 | 5,259,333 | 53.2 |
| **25** | 0.00228 | 224 | 0.00046 | 98,521 | 492,047 | 0.99516 | 4,765,669 | 48.4 |
| **30** | 0.00740 | 728 | 0.00149 | 98,297 | 489,667 | 0.99119 | 4,273,623 | 43.5 |
| **35** | 0.01023 | 998 | 0.00206 | 97,569 | 485,352 | 0.97809 | 3,783,956 | 38.8 |
| **40** | 0.03372 | 3,256 | 0.00686 | 96,571 | 474,717 | 0.96511 | 3,298,604 | 34.2 |
| **45** | 0.03610 | 3,369 | 0.00735 | 93,315 | 458,155 | 0.95945 | 2,823,887 | 30.3 |
| **50** | 0.04517 | 4,063 | 0.00924 | 89,947 | 439,575 | 0.94472 | 2,365,732 | 26.3 |
| **55** | 0.06585 | 5,656 | 0.01362 | 85,883 | 415,277 | 0.91362 | 1,926,157 | 22.4 |
| **60** | 0.10835 | 8,692 | 0.02291 | 80,228 | 379,407 | 0.89808 | 1,510,880 | 18.8 |
| **65** | 0.09470 | 6,775 | 0.01988 | 71,535 | 340,739 | 0.87375 | 1,131,473 | 15.8 |
| **70** | 0.16110 | 10,433 | 0.03504 | 64,760 | 297,720 | 0.79819 | 790,734 | 12.2 |
| **75** | 0.25034 | 13,600 | 0.05723 | 54,327 | 237,637 | 0.51799 [c] | 493,015 | 9.1 |
| **80+** | 1.00000 | 40,727 | 0.15948 | 40,727 | 255,378 | - | 255,378 | 6.3 |

**Nota:** *Notes:*

[a] **Daripada umur 0 hingga kumpulan umur 1-4**
*From age of 0 to age group 1-4*

[b] **Daripada umur 0, kumpulan umur 1-4 hingga kumpulan umur 5-9**
*From age of 0, age group 1-4 to age group 5-9*

[c] **Daripada umur 75 hingga 80+**
*From age of 75 to 80+*

[e] **Anggaran**
*Estimates*

**Jadual 5.2.2: Jadual hayat ringkas mengikut jantina dan umur, Bandar Baharu, Kedah, 2026[e]**

*Table 5.2.2: Abridged life table by sex and age, Bandar Baharu, Kedah, 2026 [e]*

| Umur *Age* | Kebarangkalian mati di antara umur x dan umur x+n *Probability of dying between age x and age x+n* | Bilangan kematian di antara umur x dan umur x+n *Number of deaths between age x and age x+n* | Kadar tengah mortaliti di antara umur x dan umur x+n *Central mortality rate between age x and age x+n* | Penakat (orang yang masih hidup) pada umur tepat x *Survivors at exact age x* | Bilangan orang hidup-tahun di antara umur x dan umur x+n *Number of person-years lived between age x and age x+n* | Nisbah ketakatan *Survival ratio* | Jumlah bilangan orang hidup-tahun selepas umur tepat x *Total number of person-years lived after exact age x* | Jangkaan hayat *Life expectancy* |
|---|---|---|---|---|---|---|---|---|
| x | $_nq_x$ | $_nd_x$ | $_nm_x$ | $l_x$ | $_nL_x$ | $_nS_x$ | $T_x$ | $e_x$ |
| **Lelaki dan Perempuan** *Both sexes* | | | | | | | | |
| **0** | 0.00948 | 948 | 0.00956 | 100,000 | 99,126 | 0.98993 [a] | 7,076,150 | 70.8 |
| **1** | 0.00150 | 149 | 0.00038 | 99,052 | 395,838 | 0.99910 [b] | 6,977,024 | 70.4 |
| **5** | 0.00000 | - | 0.00000 | 98,903 | 494,516 | 0.99937 | 6,581,186 | 66.5 |
| **10** | 0.00126 | 125 | 0.00025 | 98,903 | 494,204 | 0.99803 | 6,086,670 | 61.5 |
| **15** | 0.00268 | 264 | 0.00054 | 98,779 | 493,232 | 0.99481 | 5,592,466 | 56.6 |
| **20** | 0.00771 | 759 | 0.00155 | 98,514 | 490,673 | 0.99501 | 5,099,234 | 51.8 |
| **25** | 0.00224 | 219 | 0.00045 | 97,755 | 488,227 | 0.99394 | 4,608,561 | 47.1 |
| **30** | 0.00988 | 964 | 0.00199 | 97,536 | 485,269 | 0.98654 | 4,120,334 | 42.2 |
| **35** | 0.01707 | 1,649 | 0.00344 | 96,572 | 478,738 | 0.97781 | 3,635,065 | 37.6 |
| **40** | 0.02739 | 2,600 | 0.00555 | 94,923 | 468,117 | 0.97278 | 3,156,327 | 33.3 |
| **45** | 0.02704 | 2,497 | 0.00548 | 92,324 | 455,376 | 0.95634 | 2,688,210 | 29.1 |
| **50** | 0.06074 | 5,456 | 0.01253 | 89,827 | 435,494 | 0.93149 | 2,232,835 | 24.9 |
| **55** | 0.07678 | 6,478 | 0.01597 | 84,371 | 405,658 | 0.91586 | 1,797,341 | 21.3 |
| **60** | 0.09211 | 7,175 | 0.01931 | 77,893 | 371,526 | 0.88945 | 1,391,682 | 17.9 |
| **65** | 0.13085 | 9,254 | 0.02800 | 70,718 | 330,456 | 0.82948 | 1,020,156 | 14.4 |
| **70** | 0.21615 | 13,286 | 0.04847 | 61,464 | 274,107 | 0.75924 | 689,700 | 11.2 |
| **75** | 0.27215 | 13,112 | 0.06300 | 48,179 | 208,114 | 0.49924 [c] | 415,593 | 8.6 |
| **80+** | 1.00000 | 35,067 | 0.16901 | 35,067 | 207,479 | - | 207,479 | 5.9 |
| **Lelaki** *Male* | | | | | | | | |
| **0** | 0.01254 | 1,254 | 0.01269 | 100,000 | 98,845 | 0.98629 [a] | 6,772,738 | 67.7 |
| **1** | 0.00291 | 287 | 0.00073 | 98,746 | 394,299 | 0.99828 [b] | 6,673,893 | 67.6 |
| **5** | 0.00000 | - | 0.00000 | 98,459 | 492,294 | 0.99877 | 6,279,594 | 63.8 |
| **10** | 0.00246 | 242 | 0.00049 | 98,459 | 491,688 | 0.99746 | 5,787,300 | 58.8 |
| **15** | 0.00261 | 257 | 0.00052 | 98,216 | 490,441 | 0.99277 | 5,295,612 | 53.9 |
| **20** | 0.01187 | 1,163 | 0.00239 | 97,960 | 486,893 | 0.99403 | 4,805,171 | 49.1 |
| **25** | 0.00000 | - | 0.00000 | 96,797 | 483,986 | 0.99308 | 4,318,278 | 44.6 |
| **30** | 0.01384 | 1,339 | 0.00279 | 96,797 | 480,638 | 0.98119 | 3,834,292 | 39.6 |
| **35** | 0.02385 | 2,277 | 0.00483 | 95,458 | 471,597 | 0.97169 | 3,353,654 | 35.1 |
| **40** | 0.03288 | 3,064 | 0.00669 | 93,181 | 458,245 | 0.96530 | 2,882,057 | 30.9 |
| **45** | 0.03657 | 3,296 | 0.00745 | 90,117 | 442,345 | 0.94124 | 2,423,813 | 26.9 |
| **50** | 0.08179 | 7,101 | 0.01706 | 86,821 | 416,353 | 0.90750 | 1,981,467 | 22.8 |
| **55** | 0.10417 | 8,304 | 0.02198 | 79,720 | 377,840 | 0.89880 | 1,565,114 | 19.6 |
| **60** | 0.09789 | 6,991 | 0.02059 | 71,416 | 339,603 | 0.87681 | 1,187,274 | 16.6 |
| **65** | 0.15124 | 9,744 | 0.03272 | 64,425 | 297,767 | 0.78594 | 847,671 | 13.2 |
| **70** | 0.28807 | 15,752 | 0.06731 | 54,682 | 234,028 | 0.70974 | 549,904 | 10.1 |
| **75** | 0.29333 | 11,419 | 0.06875 | 38,930 | 166,100 | 0.47416 [c] | 315,876 | 8.1 |
| **80+** | 1.00000 | 27,510 | 0.18368 | 27,510 | 149,777 | - | 149,777 | 5.4 |
| **Perempuan** *Female* | | | | | | | | |
| **0** | 0.00637 | 637 | 0.00641 | 100,000 | 99,407 | 0.99372 [a] | 7,411,964 | 74.1 |
| **1** | 0.00000 | - | 0.00000 | 99,363 | 397,452 | 0.99991 [b] | 7,312,557 | 73.6 |
| **5** | 0.00000 | - | 0.00000 | 99,363 | 496,815 | 1.00000 | 6,915,104 | 69.6 |
| **10** | 0.00000 | - | 0.00000 | 99,363 | 496,815 | 0.99863 | 6,418,289 | 64.6 |
| **15** | 0.00274 | 272 | 0.00055 | 99,363 | 496,135 | 0.99723 | 5,921,474 | 59.6 |
| **20** | 0.00280 | 277 | 0.00056 | 99,091 | 494,760 | 0.99610 | 5,425,339 | 54.8 |
| **25** | 0.00500 | 494 | 0.00100 | 98,813 | 492,832 | 0.99484 | 4,930,579 | 49.9 |
| **30** | 0.00532 | 523 | 0.00107 | 98,320 | 490,291 | 0.99249 | 4,437,747 | 45.1 |
| **35** | 0.00971 | 950 | 0.00195 | 97,797 | 486,609 | 0.98422 | 3,947,456 | 40.4 |
| **40** | 0.02190 | 2,121 | 0.00443 | 96,847 | 478,933 | 0.98050 | 3,460,847 | 35.7 |
| **45** | 0.01705 | 1,615 | 0.00344 | 94,726 | 469,593 | 0.97189 | 2,981,914 | 31.5 |
| **50** | 0.03935 | 3,664 | 0.00803 | 93,111 | 456,395 | 0.95454 | 2,512,321 | 27.0 |
| **55** | 0.05181 | 4,635 | 0.01064 | 89,447 | 435,648 | 0.93120 | 2,055,926 | 23.0 |
| **60** | 0.08671 | 7,354 | 0.01813 | 84,812 | 405,678 | 0.90123 | 1,620,278 | 19.1 |
| **65** | 0.11198 | 8,674 | 0.02372 | 77,459 | 365,608 | 0.86792 | 1,214,600 | 15.7 |
| **70** | 0.15471 | 10,642 | 0.03354 | 68,785 | 317,319 | 0.79894 | 848,992 | 12.3 |
| **75** | 0.25589 | 14,878 | 0.05869 | 58,143 | 253,520 | 0.52317 [c] | 531,673 | 9.1 |
| **80+** | 1.00000 | 43,265 | 0.15554 | 43,265 | 278,153 | - | 278,153 | 6.4 |

**Nota:** *Notes:*

[a] **Daripada umur 0 hingga kumpulan umur 1-4**
*From age of 0 to age group 1-4*

[b] **Daripada umur 0, kumpulan umur 1-4 hingga kumpulan umur 5-9**
*From age of 0, age group 1-4 to age group 5-9*

[c] **Daripada umur 75 hingga 80+**
*From age of 75 to 80+*

[e] **Anggaran**
*Estimates*

**Jadual 5.2.3: Jadual hayat ringkas mengikut jantina dan umur, Kota Setar, Kedah, 2026[e]**

*Table 5.2.3: Abridged life table by sex and age, Kota Setar, Kedah, 2026 [e]*

| **Umur** *Age* | **Kebarangkalian mati di antara umur x dan umur x+n** *Probability of dying between age x and age x+n* | **Bilangan kematian di antara umur x dan umur x+n** *Number of deaths between age x and age x+n* | **Kadar tengah mortaliti di antara umur x dan umur x+n** *Central mortality rate between age x and age x+n* | **Penakat (orang yang masih hidup) pada umur tepat x** *Survivors at exact age x* | **Bilangan orang hidup-tahun di antara umur x dan umur x+n** *Number of person-years lived between age x and age x+n* | **Nisbah ketakatan** *Survival ratio* | **Jumlah bilangan orang hidup-tahun selepas umur tepat x** *Total number of person-years lived after exact age x* | **Jangkaan hayat** *Life expectancy* |
|---|---|---|---|---|---|---|---|---|
| **x** | $_nq_x$ | $_nd_x$ | $_nm_x$ | $l_x$ | $_nL_x$ | $_nS_x$ | $T_x$ | $e_x$ |
| **Lelaki dan Perempuan** *Both sexes* | | | | | | | | |
| **0** | 0.00461 | 461 | 0.00463 | 100,000 | 99,568 | 0.99509 [a] | 7,283,641 | 72.8 |
| **1** | 0.00072 | 72 | 0.00018 | 99,539 | 397,975 | 0.99916 [b] | 7,184,073 | 72.2 |
| **5** | 0.00082 | 82 | 0.00016 | 99,467 | 497,128 | 0.99927 | 6,786,097 | 68.2 |
| **10** | 0.00063 | 62 | 0.00013 | 99,385 | 496,767 | 0.99864 | 6,288,969 | 63.3 |
| **15** | 0.00209 | 208 | 0.00042 | 99,322 | 496,091 | 0.99732 | 5,792,202 | 58.3 |
| **20** | 0.00327 | 324 | 0.00065 | 99,114 | 494,762 | 0.99654 | 5,296,111 | 53.4 |
| **25** | 0.00366 | 362 | 0.00073 | 98,791 | 493,049 | 0.99505 | 4,801,349 | 48.6 |
| **30** | 0.00625 | 615 | 0.00125 | 98,429 | 490,608 | 0.99099 | 4,308,300 | 43.8 |
| **35** | 0.01178 | 1,152 | 0.00237 | 97,814 | 486,190 | 0.98202 | 3,817,691 | 39.0 |
| **40** | 0.02425 | 2,344 | 0.00491 | 96,662 | 477,449 | 0.97198 | 3,331,502 | 34.5 |
| **45** | 0.03189 | 3,008 | 0.00648 | 94,318 | 464,069 | 0.96416 | 2,854,053 | 30.3 |
| **50** | 0.03992 | 3,645 | 0.00815 | 91,310 | 447,437 | 0.95007 | 2,389,984 | 26.2 |
| **55** | 0.06036 | 5,292 | 0.01245 | 87,665 | 425,094 | 0.92854 | 1,942,547 | 22.2 |
| **60** | 0.08328 | 6,860 | 0.01738 | 82,373 | 394,715 | 0.90052 | 1,517,453 | 18.4 |
| **65** | 0.11716 | 8,847 | 0.02489 | 75,513 | 355,447 | 0.84940 | 1,122,737 | 14.9 |
| **70** | 0.18847 | 12,564 | 0.04162 | 66,666 | 301,918 | 0.76514 | 767,290 | 11.5 |
| **75** | 0.29204 | 15,800 | 0.06839 | 54,101 | 231,008 | 0.50361 [c] | 465,372 | 8.6 |
| **80+** | 1.00000 | 38,302 | 0.16343 | 38,302 | 234,364 | - | 234,364 | 6.1 |
| **Lelaki** *Male* | | | | | | | | |
| **0** | 0.00512 | 512 | 0.00514 | 100,000 | 99,518 | 0.99462 [a] | 6,980,175 | 69.8 |
| **1** | 0.00070 | 70 | 0.00017 | 99,488 | 397,790 | 0.99877 [b] | 6,880,657 | 69.2 |
| **5** | 0.00160 | 159 | 0.00032 | 99,419 | 496,698 | 0.99890 | 6,482,868 | 65.2 |
| **10** | 0.00061 | 60 | 0.00012 | 99,260 | 496,151 | 0.99797 | 5,986,170 | 60.3 |
| **15** | 0.00345 | 343 | 0.00069 | 99,200 | 495,143 | 0.99584 | 5,490,019 | 55.3 |
| **20** | 0.00487 | 482 | 0.00098 | 98,857 | 493,082 | 0.99510 | 4,994,876 | 50.5 |
| **25** | 0.00493 | 485 | 0.00099 | 98,375 | 490,664 | 0.99285 | 4,501,794 | 45.8 |
| **30** | 0.00938 | 918 | 0.00188 | 97,890 | 487,157 | 0.98668 | 4,011,129 | 41.0 |
| **35** | 0.01731 | 1,678 | 0.00349 | 96,973 | 480,667 | 0.97448 | 3,523,972 | 36.3 |
| **40** | 0.03387 | 3,227 | 0.00689 | 95,294 | 468,402 | 0.96260 | 3,043,306 | 31.9 |
| **45** | 0.04106 | 3,781 | 0.00839 | 92,067 | 450,882 | 0.95257 | 2,574,904 | 28.0 |
| **50** | 0.05407 | 4,773 | 0.01111 | 88,286 | 429,497 | 0.93291 | 2,124,022 | 24.1 |
| **55** | 0.08087 | 6,754 | 0.01686 | 83,513 | 400,680 | 0.90787 | 1,694,524 | 20.3 |
| **60** | 0.10439 | 8,013 | 0.02203 | 76,759 | 363,765 | 0.87389 | 1,293,844 | 16.9 |
| **65** | 0.15036 | 10,337 | 0.03252 | 68,747 | 317,891 | 0.81232 | 930,080 | 13.5 |
| **70** | 0.23160 | 13,528 | 0.05239 | 58,410 | 258,230 | 0.72374 | 612,188 | 10.5 |
| **75** | 0.33437 | 15,007 | 0.08030 | 44,882 | 186,893 | 0.47199 [c] | 353,958 | 7.9 |
| **80+** | 1.00000 | 29,875 | 0.17882 | 29,875 | 167,066 | - | 167,066 | 5.6 |
| **Perempuan** *Female* | | | | | | | | |
| **0** | 0.00413 | 413 | 0.00414 | 100,000 | 99,613 | 0.99555 [a] | 7,605,337 | 76.1 |
| **1** | 0.00075 | 75 | 0.00019 | 99,587 | 398,163 | 0.99957 [b] | 7,505,724 | 75.4 |
| **5** | 0.00000 | - | 0.00000 | 99,512 | 497,561 | 0.99967 | 7,107,561 | 71.4 |
| **10** | 0.00065 | 65 | 0.00013 | 99,512 | 497,399 | 0.99934 | 6,610,000 | 66.4 |
| **15** | 0.00066 | 66 | 0.00013 | 99,448 | 497,073 | 0.99888 | 6,112,600 | 61.5 |
| **20** | 0.00159 | 158 | 0.00032 | 99,382 | 496,514 | 0.99807 | 5,615,527 | 56.5 |
| **25** | 0.00227 | 225 | 0.00045 | 99,224 | 495,557 | 0.99736 | 5,119,013 | 51.6 |
| **30** | 0.00302 | 299 | 0.00061 | 98,999 | 494,246 | 0.99522 | 4,623,456 | 46.7 |
| **35** | 0.00655 | 647 | 0.00131 | 98,700 | 491,882 | 0.98916 | 4,129,210 | 41.8 |
| **40** | 0.01515 | 1,486 | 0.00305 | 98,053 | 486,550 | 0.98094 | 3,637,329 | 37.1 |
| **45** | 0.02302 | 2,223 | 0.00466 | 96,567 | 477,278 | 0.97507 | 3,150,778 | 32.6 |
| **50** | 0.02688 | 2,536 | 0.00545 | 94,344 | 465,379 | 0.96536 | 2,673,500 | 28.3 |
| **55** | 0.04260 | 3,911 | 0.00871 | 91,808 | 449,261 | 0.94684 | 2,208,121 | 24.1 |
| **60** | 0.06419 | 5,642 | 0.01326 | 87,896 | 425,378 | 0.92406 | 1,758,860 | 20.0 |
| **65** | 0.08850 | 7,279 | 0.01852 | 82,255 | 393,075 | 0.88120 | 1,333,482 | 16.2 |
| **70** | 0.15204 | 11,399 | 0.03291 | 74,975 | 346,378 | 0.80074 | 940,407 | 12.5 |
| **75** | 0.25495 | 16,209 | 0.05844 | 63,576 | 277,358 | 0.53309 [c] | 594,029 | 9.3 |
| **80+** | 1.00000 | 47,367 | 0.14958 | 47,367 | 316,671 | - | 316,671 | 6.7 |

**Nota:** *Notes:*

[a] **Daripada umur 0 hingga kumpulan umur 1-4**
*From age of 0 to age group 1-4*

[b] **Daripada umur 0, kumpulan umur 1-4 hingga kumpulan umur 5-9**
*From age of 0, age group 1-4 to age group 5-9*

[c] **Daripada umur 75 hingga 80+**
*From age of 75 to 80+*

[e] **Anggaran**
*Estimates*

**Jadual 5.2.4: Jadual hayat ringkas mengikut jantina dan umur, Kuala Muda, Kedah, 2026[e]**

*Table 5.2.4: Abridged life table by sex and age, Kuala Muda, Kedah, 2026 [e]*

| **Umur** *Age* | **Kebarangkalian mati di antara umur x dan umur x+n** *Probability of dying between age x and age x+n* | **Bilangan kematian di antara umur x dan umur x+n** *Number of deaths between age x and age x+n* | **Kadar tengah mortaliti di antara umur x dan umur x+n** *Central mortality rate between age x and age x+n* | **Penakat (orang yang masih hidup) pada umur tepat x** *Survivors at exact age x* | **Bilangan orang hidup-tahun di antara umur x dan umur x+n** *Number of person-years lived between age x and age x+n* | **Nisbah ketakatan** *Survival ratio* | **Jumlah bilangan orang hidup-tahun selepas umur tepat x** *Total number of person-years lived after exact age x* | **Jangkaan hayat** *Life expectancy* |
|---|---|---|---|---|---|---|---|---|
| **x** | $_nq_x$ | $_nd_x$ | $_nm_x$ | $l_x$ | $_nL_x$ | $_nS_x$ | $T_x$ | $e_x$ |
| **Lelaki dan Perempuan** *Both sexes* | | | | | | | | |
| **0** | 0.00650 | 650 | 0.00654 | 100,000 | 99,395 | 0.99313 [a] | 7,458,149 | 74.6 |
| **1** | 0.00093 | 92 | 0.00023 | 99,350 | 397,171 | 0.99903 [b] | 7,358,754 | 74.1 |
| **5** | 0.00082 | 82 | 0.00016 | 99,258 | 496,085 | 0.99897 | 6,961,583 | 70.1 |
| **10** | 0.00124 | 123 | 0.00025 | 99,176 | 495,573 | 0.99776 | 6,465,498 | 65.2 |
| **15** | 0.00324 | 321 | 0.00065 | 99,053 | 494,461 | 0.99653 | 5,969,925 | 60.3 |
| **20** | 0.00370 | 365 | 0.00074 | 98,732 | 492,745 | 0.99633 | 5,475,463 | 55.5 |
| **25** | 0.00363 | 357 | 0.00073 | 98,366 | 490,939 | 0.99513 | 4,982,718 | 50.7 |
| **30** | 0.00612 | 599 | 0.00123 | 98,009 | 488,547 | 0.99145 | 4,491,779 | 45.8 |
| **35** | 0.01100 | 1,071 | 0.00221 | 97,410 | 484,370 | 0.98393 | 4,003,232 | 41.1 |
| **40** | 0.02119 | 2,041 | 0.00428 | 96,338 | 476,588 | 0.97571 | 3,518,862 | 36.5 |
| **45** | 0.02745 | 2,589 | 0.00557 | 94,297 | 465,012 | 0.96602 | 3,042,274 | 32.3 |
| **50** | 0.04068 | 3,731 | 0.00831 | 91,708 | 449,213 | 0.94889 | 2,577,261 | 28.1 |
| **55** | 0.06199 | 5,453 | 0.01279 | 87,977 | 426,251 | 0.93033 | 2,128,049 | 24.2 |
| **60** | 0.07787 | 6,426 | 0.01620 | 82,524 | 396,553 | 0.91064 | 1,701,797 | 20.6 |
| **65** | 0.10182 | 7,748 | 0.02146 | 76,097 | 361,117 | 0.88760 | 1,305,245 | 17.2 |
| **70** | 0.12418 | 8,488 | 0.02648 | 68,349 | 320,528 | 0.86090 | 944,128 | 13.8 |
| **75** | 0.15613 | 9,346 | 0.03387 | 59,862 | 275,942 | 0.55750 [c] | 623,600 | 10.4 |
| **80+** | 1.00000 | 50,515 | 0.14530 | 50,515 | 347,657 | - | 347,657 | 6.9 |
| **Lelaki** *Male* | | | | | | | | |
| **0** | 0.00757 | 757 | 0.00762 | 100,000 | 99,292 | 0.99194 [a] | 7,188,954 | 71.9 |
| **1** | 0.00126 | 125 | 0.00032 | 99,243 | 396,676 | 0.99901 [b] | 7,089,662 | 71.4 |
| **5** | 0.00046 | 45 | 0.00009 | 99,118 | 495,477 | 0.99921 | 6,692,986 | 67.5 |
| **10** | 0.00112 | 111 | 0.00022 | 99,073 | 495,085 | 0.99671 | 6,197,509 | 62.6 |
| **15** | 0.00546 | 541 | 0.00110 | 98,961 | 493,456 | 0.99493 | 5,702,424 | 57.6 |
| **20** | 0.00467 | 459 | 0.00094 | 98,421 | 490,956 | 0.99547 | 5,208,968 | 52.9 |
| **25** | 0.00440 | 431 | 0.00088 | 97,961 | 488,731 | 0.99353 | 4,718,013 | 48.2 |
| **30** | 0.00855 | 834 | 0.00172 | 97,531 | 485,570 | 0.98881 | 4,229,282 | 43.4 |
| **35** | 0.01386 | 1,340 | 0.00279 | 96,697 | 480,134 | 0.97850 | 3,743,712 | 38.7 |
| **40** | 0.02925 | 2,790 | 0.00594 | 95,357 | 469,809 | 0.96757 | 3,263,578 | 34.2 |
| **45** | 0.03570 | 3,305 | 0.00727 | 92,567 | 454,574 | 0.95611 | 2,793,769 | 30.2 |
| **50** | 0.05239 | 4,676 | 0.01076 | 89,262 | 434,622 | 0.93380 | 2,339,195 | 26.2 |
| **55** | 0.08078 | 6,833 | 0.01684 | 84,586 | 405,849 | 0.90998 | 1,904,573 | 22.5 |
| **60** | 0.10008 | 7,781 | 0.02107 | 77,754 | 369,314 | 0.88738 | 1,498,724 | 19.3 |
| **65** | 0.12655 | 8,855 | 0.02702 | 69,972 | 327,724 | 0.86753 | 1,129,410 | 16.1 |
| **70** | 0.13925 | 8,511 | 0.02993 | 61,117 | 284,311 | 0.84267 | 801,686 | 13.1 |
| **75** | 0.17833 | 9,381 | 0.03916 | 52,607 | 239,581 | 0.53693 [c] | 517,375 | 9.8 |
| **80+** | 1.00000 | 43,226 | 0.15560 | 43,226 | 277,794 | - | 277,794 | 6.4 |
| **Perempuan** *Female* | | | | | | | | |
| **0** | 0.00536 | 536 | 0.00539 | 100,000 | 99,499 | 0.99443 [a] | 7,749,349 | 77.5 |
| **1** | 0.00056 | 56 | 0.00014 | 99,464 | 397,717 | 0.99904 [b] | 7,649,850 | 76.9 |
| **5** | 0.00121 | 120 | 0.00024 | 99,408 | 496,740 | 0.99871 | 7,252,133 | 73.0 |
| **10** | 0.00136 | 135 | 0.00027 | 99,288 | 496,101 | 0.99886 | 6,755,394 | 68.0 |
| **15** | 0.00092 | 91 | 0.00018 | 99,153 | 495,536 | 0.99832 | 6,259,292 | 63.1 |
| **20** | 0.00245 | 243 | 0.00049 | 99,062 | 494,702 | 0.99749 | 5,763,757 | 58.2 |
| **25** | 0.00257 | 254 | 0.00051 | 98,819 | 493,460 | 0.99713 | 5,269,055 | 53.3 |
| **30** | 0.00317 | 312 | 0.00063 | 98,565 | 492,044 | 0.99451 | 4,775,595 | 48.5 |
| **35** | 0.00782 | 768 | 0.00157 | 98,253 | 489,342 | 0.98964 | 4,283,551 | 43.6 |
| **40** | 0.01293 | 1,260 | 0.00260 | 97,484 | 484,271 | 0.98401 | 3,794,208 | 38.9 |
| **45** | 0.01910 | 1,838 | 0.00386 | 96,224 | 476,526 | 0.97568 | 3,309,938 | 34.4 |
| **50** | 0.02965 | 2,798 | 0.00602 | 94,386 | 464,936 | 0.96247 | 2,833,412 | 30.0 |
| **55** | 0.04566 | 4,182 | 0.00935 | 91,588 | 447,487 | 0.94835 | 2,368,475 | 25.9 |
| **60** | 0.05793 | 5,064 | 0.01193 | 87,406 | 424,372 | 0.93100 | 1,920,989 | 22.0 |
| **65** | 0.08075 | 6,649 | 0.01683 | 82,343 | 395,089 | 0.90521 | 1,496,617 | 18.2 |
| **70** | 0.11006 | 8,331 | 0.02329 | 75,693 | 357,639 | 0.87849 | 1,101,527 | 14.6 |
| **75** | 0.13439 | 9,053 | 0.02881 | 67,362 | 314,181 | 0.57765 [c] | 743,888 | 11.0 |
| **80+** | 1.00000 | 58,310 | 0.13570 | 58,310 | 429,707 | - | 429,707 | 7.4 |

**Nota:** *Notes:*

[a] **Daripada umur 0 hingga kumpulan umur 1-4**
*From age of 0 to age group 1-4*

[b] **Daripada umur 0, kumpulan umur 1-4 hingga kumpulan umur 5-9**
*From age of 0, age group 1-4 to age group 5-9*

[c] **Daripada umur 75 hingga 80+**
*From age of 75 to 80+*

[e] **Anggaran**
*Estimates*

**Jadual 5.2.5: Jadual hayat ringkas mengikut jantina dan umur, Kubang Pasu, Kedah, 2026[e]**

*Table 5.2.5: Abridged life table by sex and age, Kubang Pasu, Kedah, 2026 [e]*

| **Umur** *Age* | **Kebarangkalian mati di antara umur x dan umur x+n** *Probability of dying between age x and age x+n* | **Bilangan kematian di antara umur x dan umur x+n** *Number of deaths between age x and age x+n* | **Kadar tengah mortaliti di antara umur x dan umur x+n** *Central mortality rate between age x and age x+n* | **Penakat (orang yang masih hidup) pada umur tepat x** *Survivors at exact age x* | **Bilangan orang hidup-tahun di antara umur x dan umur x+n** *Number of person-years lived between age x and age x+n* | **Nisbah ketakatan** *Survival ratio* | **Jumlah bilangan orang hidup-tahun selepas umur tepat x** *Total number of person-years lived after exact age x* | **Jangkaan hayat** *Life expectancy* |
|---|---|---|---|---|---|---|---|---|
| **x** | $_nq_x$ | $_nd_x$ | $_nm_x$ | $l_x$ | $_nL_x$ | $_nS_x$ | $T_x$ | $e_x$ |
| **Lelaki dan Perempuan** *Both sexes* | | | | | | | | |
| **0** | 0.00792 | 792 | 0.00798 | 100,000 | 99,266 | 0.99096 [a] | 7,265,227 | 72.7 |
| **1** | 0.00250 | 248 | 0.00063 | 99,208 | 396,214 | 0.99721 [b] | 7,165,961 | 72.2 |
| **5** | 0.00285 | 282 | 0.00057 | 98,960 | 494,096 | 0.99767 | 6,769,747 | 68.4 |
| **10** | 0.00181 | 179 | 0.00036 | 98,678 | 492,945 | 0.99789 | 6,275,651 | 63.6 |
| **15** | 0.00241 | 237 | 0.00048 | 98,499 | 491,904 | 0.99682 | 5,782,707 | 58.7 |
| **20** | 0.00394 | 388 | 0.00079 | 98,262 | 490,341 | 0.99528 | 5,290,803 | 53.8 |
| **25** | 0.00549 | 538 | 0.00110 | 97,875 | 488,029 | 0.99352 | 4,800,462 | 49.0 |
| **30** | 0.00747 | 727 | 0.00150 | 97,337 | 484,867 | 0.99055 | 4,312,433 | 44.3 |
| **35** | 0.01145 | 1,106 | 0.00230 | 96,610 | 480,284 | 0.98473 | 3,827,566 | 39.6 |
| **40** | 0.01913 | 1,827 | 0.00386 | 95,504 | 472,952 | 0.97723 | 3,347,282 | 35.0 |
| **45** | 0.02649 | 2,482 | 0.00537 | 93,677 | 462,180 | 0.96340 | 2,874,330 | 30.7 |
| **50** | 0.04698 | 4,284 | 0.00962 | 91,195 | 445,265 | 0.94852 | 2,412,150 | 26.5 |
| **55** | 0.05620 | 4,884 | 0.01156 | 86,911 | 422,344 | 0.93009 | 1,966,885 | 22.6 |
| **60** | 0.08443 | 6,926 | 0.01763 | 82,027 | 392,820 | 0.90256 | 1,544,541 | 18.8 |
| **65** | 0.11166 | 8,385 | 0.02365 | 75,101 | 354,542 | 0.85701 | 1,151,721 | 15.3 |
| **70** | 0.17826 | 11,893 | 0.03914 | 66,716 | 303,847 | 0.78550 | 797,178 | 11.9 |
| **75** | 0.25860 | 14,177 | 0.05940 | 54,823 | 238,672 | 0.51620 [c] | 493,331 | 9.0 |
| **80+** | 1.00000 | 40,646 | 0.15961 | 40,646 | 254,659 | - | 254,659 | 6.3 |
| **Lelaki** *Male* | | | | | | | | |
| **0** | 0.01023 | 1,023 | 0.01033 | 100,000 | 99,050 | 0.98889 [a] | 6,921,012 | 69.2 |
| **1** | 0.00217 | 215 | 0.00054 | 98,977 | 395,395 | 0.99711 [b] | 6,821,961 | 68.9 |
| **5** | 0.00320 | 316 | 0.00064 | 98,761 | 493,017 | 0.99707 | 6,426,566 | 65.1 |
| **10** | 0.00265 | 261 | 0.00053 | 98,445 | 491,574 | 0.99726 | 5,933,550 | 60.3 |
| **15** | 0.00284 | 279 | 0.00057 | 98,184 | 490,225 | 0.99540 | 5,441,976 | 55.4 |
| **20** | 0.00636 | 622 | 0.00128 | 97,906 | 487,972 | 0.99306 | 4,951,751 | 50.6 |
| **25** | 0.00753 | 733 | 0.00151 | 97,283 | 484,585 | 0.99127 | 4,463,778 | 45.9 |
| **30** | 0.00994 | 960 | 0.00200 | 96,551 | 480,354 | 0.98772 | 3,979,194 | 41.2 |
| **35** | 0.01464 | 1,400 | 0.00295 | 95,591 | 474,456 | 0.97900 | 3,498,839 | 36.6 |
| **40** | 0.02746 | 2,586 | 0.00557 | 94,191 | 464,491 | 0.96555 | 3,024,383 | 32.1 |
| **45** | 0.04163 | 3,814 | 0.00850 | 91,605 | 448,491 | 0.94720 | 2,559,892 | 27.9 |
| **50** | 0.06445 | 5,658 | 0.01332 | 87,791 | 424,811 | 0.93010 | 2,111,400 | 24.1 |
| **55** | 0.07572 | 6,219 | 0.01574 | 82,133 | 395,117 | 0.90523 | 1,686,589 | 20.5 |
| **60** | 0.11537 | 8,758 | 0.02449 | 75,914 | 357,673 | 0.87056 | 1,291,472 | 17.0 |
| **65** | 0.14535 | 9,761 | 0.03135 | 67,156 | 311,376 | 0.82145 | 933,799 | 13.9 |
| **70** | 0.21739 | 12,477 | 0.04878 | 57,395 | 255,781 | 0.74329 | 622,423 | 10.8 |
| **75** | 0.30696 | 13,788 | 0.07252 | 44,918 | 190,118 | 0.48146 [c] | 366,642 | 8.2 |
| **80+** | 1.00000 | 31,130 | 0.17635 | 31,130 | 176,524 | - | 176,524 | 5.7 |
| **Perempuan** *Female* | | | | | | | | |
| **0** | 0.00546 | 546 | 0.00549 | 100,000 | 99,490 | 0.99321 [a] | 7,628,406 | 76.3 |
| **1** | 0.00283 | 282 | 0.00071 | 99,454 | 397,116 | 0.99727 [b] | 7,528,916 | 75.7 |
| **5** | 0.00246 | 244 | 0.00049 | 99,172 | 495,252 | 0.99830 | 7,131,799 | 71.9 |
| **10** | 0.00093 | 92 | 0.00019 | 98,928 | 494,411 | 0.99855 | 6,636,547 | 67.1 |
| **15** | 0.00197 | 194 | 0.00039 | 98,836 | 493,695 | 0.99831 | 6,142,136 | 62.1 |
| **20** | 0.00142 | 140 | 0.00028 | 98,642 | 492,859 | 0.99762 | 5,648,441 | 57.3 |
| **25** | 0.00334 | 329 | 0.00067 | 98,502 | 491,684 | 0.99583 | 5,155,583 | 52.3 |
| **30** | 0.00499 | 490 | 0.00100 | 98,172 | 489,636 | 0.99331 | 4,663,898 | 47.5 |
| **35** | 0.00840 | 820 | 0.00169 | 97,682 | 486,361 | 0.98991 | 4,174,262 | 42.7 |
| **40** | 0.01179 | 1,142 | 0.00237 | 96,862 | 481,455 | 0.98790 | 3,687,901 | 38.1 |
| **45** | 0.01242 | 1,189 | 0.00250 | 95,720 | 475,630 | 0.97823 | 3,206,445 | 33.5 |
| **50** | 0.03125 | 2,954 | 0.00635 | 94,532 | 465,274 | 0.96457 | 2,730,816 | 28.9 |
| **55** | 0.03976 | 3,641 | 0.00811 | 91,578 | 448,788 | 0.95181 | 2,265,542 | 24.7 |
| **60** | 0.05697 | 5,010 | 0.01173 | 87,937 | 427,161 | 0.93016 | 1,816,754 | 20.7 |
| **65** | 0.08349 | 6,923 | 0.01742 | 82,927 | 397,327 | 0.88672 | 1,389,593 | 16.8 |
| **70** | 0.14579 | 11,080 | 0.03145 | 76,004 | 352,318 | 0.82123 | 992,266 | 13.1 |
| **75** | 0.21739 | 14,114 | 0.04878 | 64,923 | 289,332 | 0.54788 [c] | 639,949 | 9.9 |
| **80+** | 1.00000 | 50,810 | 0.14491 | 50,810 | 350,616 | - | 350,616 | 6.9 |

**Nota:** *Notes:*

[a] **Daripada umur 0 hingga kumpulan umur 1-4**
*From age of 0 to age group 1-4*

[b] **Daripada umur 0, kumpulan umur 1-4 hingga kumpulan umur 5-9**
*From age of 0, age group 1-4 to age group 5-9*

[c] **Daripada umur 75 hingga 80+**
*From age of 75 to 80+*

[e] **Anggaran**
*Estimates*

**Jadual 5.2.6: Jadual hayat ringkas mengikut jantina dan umur, Kulim, Kedah, 2026[e]**

*Table 5.2.6: Abridged life table by sex and age, Kulim, Kedah, 2026 [e]*

| **Umur** *Age* | **Kebarangkalian mati di antara umur x dan umur x+n** *Probability of dying between age x and age x+n* | **Bilangan kematian di antara umur x dan umur x+n** *Number of deaths between age x and age x+n* | **Kadar tengah mortaliti di antara umur x dan umur x+n** *Central mortality rate between age x and age x+n* | **Penakat (orang yang masih hidup) pada umur tepat x** *Survivors at exact age x* | **Bilangan orang hidup-tahun di antara umur x dan umur x+n** *Number of person-years lived between age x and age x+n* | **Nisbah ketakatan** *Survival ratio* | **Jumlah bilangan orang hidup-tahun selepas umur tepat x** *Total number of person-years lived after exact age x* | **Jangkaan hayat** *Life expectancy* |
|---|---|---|---|---|---|---|---|---|
| **x** | $_nq_x$ | $_nd_x$ | $_nm_x$ | $l_x$ | $_nL_x$ | $_nS_x$ | $T_x$ | $e_x$ |
| **Lelaki dan Perempuan** *Both sexes* | | | | | | | | |
| **0** | 0.00472 | 472 | 0.00474 | 100,000 | 99,559 | 0.99491 [a] | 7,566,571 | 75.7 |
| **1** | 0.00087 | 86 | 0.00022 | 99,528 | 397,898 | 0.99911 [b] | 7,467,012 | 75.0 |
| **5** | 0.00078 | 77 | 0.00016 | 99,442 | 497,015 | 0.99896 | 7,069,114 | 71.1 |
| **10** | 0.00130 | 129 | 0.00026 | 99,364 | 496,499 | 0.99750 | 6,572,099 | 66.1 |
| **15** | 0.00370 | 367 | 0.00074 | 99,235 | 495,258 | 0.99646 | 6,075,600 | 61.2 |
| **20** | 0.00338 | 334 | 0.00068 | 98,868 | 493,506 | 0.99660 | 5,580,342 | 56.4 |
| **25** | 0.00342 | 337 | 0.00069 | 98,534 | 491,828 | 0.99603 | 5,086,836 | 51.6 |
| **30** | 0.00451 | 443 | 0.00090 | 98,197 | 489,878 | 0.99359 | 4,595,008 | 46.8 |
| **35** | 0.00831 | 812 | 0.00167 | 97,754 | 486,739 | 0.98758 | 4,105,130 | 42.0 |
| **40** | 0.01656 | 1,605 | 0.00334 | 96,942 | 480,696 | 0.97874 | 3,618,391 | 37.3 |
| **45** | 0.02604 | 2,482 | 0.00528 | 95,337 | 470,478 | 0.96576 | 3,137,695 | 32.9 |
| **50** | 0.04265 | 3,961 | 0.00872 | 92,854 | 454,371 | 0.95435 | 2,667,217 | 28.7 |
| **55** | 0.04878 | 4,336 | 0.01000 | 88,894 | 433,629 | 0.93850 | 2,212,846 | 24.9 |
| **60** | 0.07488 | 6,332 | 0.01556 | 84,558 | 406,959 | 0.91813 | 1,779,217 | 21.0 |
| **65** | 0.08942 | 6,995 | 0.01872 | 78,226 | 373,642 | 0.90139 | 1,372,257 | 17.5 |
| **70** | 0.10870 | 7,742 | 0.02299 | 71,231 | 336,797 | 0.86329 | 998,616 | 14.0 |
| **75** | 0.16813 | 10,674 | 0.03671 | 63,488 | 290,755 | 0.56067 [c] | 661,818 | 10.4 |
| **80+** | 1.00000 | 52,814 | 0.14233 | 52,814 | 371,063 | - | 371,063 | 7.0 |
| **Lelaki** *Male* | | | | | | | | |
| **0** | 0.00472 | 472 | 0.00474 | 100,000 | 99,554 | 0.99513 [a] | 7,339,655 | 73.4 |
| **1** | 0.00042 | 41 | 0.00010 | 99,528 | 398,013 | 0.99935 [b] | 7,240,101 | 72.7 |
| **5** | 0.00076 | 75 | 0.00015 | 99,486 | 497,243 | 0.99890 | 6,842,088 | 68.8 |
| **10** | 0.00144 | 143 | 0.00029 | 99,411 | 496,698 | 0.99607 | 6,344,845 | 63.8 |
| **15** | 0.00643 | 638 | 0.00129 | 99,268 | 494,745 | 0.99425 | 5,848,146 | 58.9 |
| **20** | 0.00506 | 499 | 0.00101 | 98,630 | 491,902 | 0.99563 | 5,353,401 | 54.3 |
| **25** | 0.00368 | 361 | 0.00074 | 98,131 | 489,751 | 0.99483 | 4,861,499 | 49.5 |
| **30** | 0.00667 | 652 | 0.00134 | 97,770 | 487,217 | 0.99144 | 4,371,747 | 44.7 |
| **35** | 0.01047 | 1,016 | 0.00210 | 97,117 | 483,046 | 0.98357 | 3,884,530 | 40.0 |
| **40** | 0.02247 | 2,159 | 0.00454 | 96,101 | 475,107 | 0.97381 | 3,401,484 | 35.4 |
| **45** | 0.02999 | 2,818 | 0.00609 | 93,942 | 462,666 | 0.95790 | 2,926,377 | 31.2 |
| **50** | 0.05459 | 4,974 | 0.01122 | 91,124 | 443,186 | 0.94149 | 2,463,711 | 27.0 |
| **55** | 0.06266 | 5,398 | 0.01294 | 86,150 | 417,255 | 0.92295 | 2,020,525 | 23.5 |
| **60** | 0.09240 | 7,462 | 0.01938 | 80,752 | 385,107 | 0.89982 | 1,603,270 | 19.9 |
| **65** | 0.10876 | 7,971 | 0.02300 | 73,291 | 346,526 | 0.88367 | 1,218,163 | 16.6 |
| **70** | 0.12482 | 8,153 | 0.02663 | 65,320 | 306,214 | 0.84493 | 871,638 | 13.3 |
| **75** | 0.18963 | 10,840 | 0.04190 | 57,166 | 258,730 | 0.54241 [c] | 565,423 | 9.9 |
| **80+** | 1.00000 | 46,326 | 0.15105 | 46,326 | 306,693 | - | 306,693 | 6.6 |
| **Perempuan** *Female* | | | | | | | | |
| **0** | 0.00471 | 471 | 0.00473 | 100,000 | 99,559 | 0.99467 [a] | 7,808,649 | 78.1 |
| **1** | 0.00136 | 136 | 0.00034 | 99,529 | 397,778 | 0.99885 [b] | 7,709,090 | 77.5 |
| **5** | 0.00080 | 80 | 0.00016 | 99,393 | 496,766 | 0.99902 | 7,311,312 | 73.6 |
| **10** | 0.00115 | 115 | 0.00023 | 99,313 | 496,279 | 0.99904 | 6,814,546 | 68.6 |
| **15** | 0.00077 | 76 | 0.00015 | 99,199 | 495,803 | 0.99892 | 6,318,266 | 63.7 |
| **20** | 0.00140 | 139 | 0.00028 | 99,123 | 495,266 | 0.99775 | 5,822,464 | 58.7 |
| **25** | 0.00309 | 306 | 0.00062 | 98,984 | 494,154 | 0.99745 | 5,327,198 | 53.8 |
| **30** | 0.00202 | 199 | 0.00040 | 98,678 | 492,892 | 0.99599 | 4,833,044 | 49.0 |
| **35** | 0.00600 | 591 | 0.00120 | 98,479 | 490,917 | 0.99170 | 4,340,153 | 44.1 |
| **40** | 0.01061 | 1,039 | 0.00213 | 97,888 | 486,844 | 0.98375 | 3,849,235 | 39.3 |
| **45** | 0.02194 | 2,125 | 0.00444 | 96,849 | 478,934 | 0.97361 | 3,362,392 | 34.7 |
| **50** | 0.03094 | 2,930 | 0.00628 | 94,724 | 466,295 | 0.96652 | 2,883,458 | 30.4 |
| **55** | 0.03611 | 3,315 | 0.00735 | 91,794 | 450,683 | 0.95300 | 2,417,162 | 26.3 |
| **60** | 0.05830 | 5,158 | 0.01201 | 88,479 | 429,501 | 0.93471 | 1,966,479 | 22.2 |
| **65** | 0.07271 | 6,058 | 0.01509 | 83,321 | 401,460 | 0.91684 | 1,536,978 | 18.4 |
| **70** | 0.09442 | 7,295 | 0.01982 | 77,263 | 368,076 | 0.87979 | 1,135,518 | 14.7 |
| **75** | 0.14869 | 10,404 | 0.03213 | 69,967 | 323,828 | 0.57804 [c] | 767,442 | 11.0 |
| **80+** | 1.00000 | 59,564 | 0.13427 | 59,564 | 443,615 | - | 443,615 | 7.4 |

**Nota:** *Notes:*

[a] **Daripada umur 0 hingga kumpulan umur 1-4**
*From age of 0 to age group 1-4*

[b] **Daripada umur 0, kumpulan umur 1-4 hingga kumpulan umur 5-9**
*From age of 0, age group 1-4 to age group 5-9*

[c] **Daripada umur 75 hingga 80+**
*From age of 75 to 80+*

[e] **Anggaran**
*Estimates*

**Jadual 5.2.7: Jadual hayat ringkas mengikut jantina dan umur, Langkawi, Kedah, 2026[e]**

*Table 5.2.7: Abridged life table by sex and age, Langkawi, Kedah, 2026 [e]*

| **Umur** *Age* | **Kebarangkalian mati di antara umur x dan umur x+n** *Probability of dying between age x and age x+n* | **Bilangan kematian di antara umur x dan umur x+n** *Number of deaths between age x and age x+n* | **Kadar tengah mortaliti di antara umur x dan umur x+n** *Central mortality rate between age x and age x+n* | **Penakat (orang yang masih hidup) pada umur tepat x** *Survivors at exact age x* | **Bilangan orang hidup-tahun di antara umur x dan umur x+n** *Number of person-years lived between age x and age x+n* | **Nisbah ketakatan** *Survival ratio* | **Jumlah bilangan orang hidup-tahun selepas umur tepat x** *Total number of person-years lived after exact age x* | **Jangkaan hayat** *Life expectancy* |
|---|---|---|---|---|---|---|---|---|
| **x** | $_nq_x$ | $_nd_x$ | $_nm_x$ | $l_x$ | $_nL_x$ | $_nS_x$ | $T_x$ | $e_x$ |
| **Lelaki dan Perempuan** *Both sexes* | | | | | | | | |
| **0** | 0.00598 | 598 | 0.00601 | 100,000 | 99,443 | 0.99325 [a] | 7,259,649 | 72.6 |
| **1** | 0.00173 | 172 | 0.00043 | 99,402 | 397,180 | 0.99847 [b] | 7,160,206 | 72.0 |
| **5** | 0.00116 | 115 | 0.00023 | 99,230 | 495,861 | 0.99852 | 6,763,026 | 68.2 |
| **10** | 0.00180 | 179 | 0.00036 | 99,115 | 495,127 | 0.99488 | 6,267,165 | 63.2 |
| **15** | 0.00844 | 835 | 0.00170 | 98,936 | 492,593 | 0.99117 | 5,772,038 | 58.3 |
| **20** | 0.00923 | 906 | 0.00185 | 98,101 | 488,241 | 0.99313 | 5,279,446 | 53.8 |
| **25** | 0.00448 | 435 | 0.00090 | 97,196 | 484,889 | 0.99381 | 4,791,204 | 49.3 |
| **30** | 0.00791 | 765 | 0.00159 | 96,760 | 481,887 | 0.98993 | 4,306,315 | 44.5 |
| **35** | 0.01225 | 1,176 | 0.00246 | 95,995 | 477,035 | 0.98587 | 3,824,428 | 39.8 |
| **40** | 0.01603 | 1,520 | 0.00323 | 94,819 | 470,295 | 0.97352 | 3,347,393 | 35.3 |
| **45** | 0.03709 | 3,461 | 0.00756 | 93,299 | 457,843 | 0.94939 | 2,877,098 | 30.8 |
| **50** | 0.06465 | 5,808 | 0.01336 | 89,838 | 434,672 | 0.93797 | 2,419,254 | 26.9 |
| **55** | 0.05923 | 4,977 | 0.01221 | 84,030 | 407,709 | 0.92886 | 1,984,582 | 23.6 |
| **60** | 0.08380 | 6,625 | 0.01749 | 79,053 | 378,703 | 0.91528 | 1,576,874 | 19.9 |
| **65** | 0.08571 | 6,208 | 0.01791 | 72,428 | 346,621 | 0.87878 | 1,198,171 | 16.5 |
| **70** | 0.16006 | 10,599 | 0.03480 | 66,220 | 304,602 | 0.82667 | 851,550 | 12.9 |
| **75** | 0.18912 | 10,519 | 0.04177 | 55,621 | 251,807 | 0.53961 [c] | 546,948 | 9.8 |
| **80+** | 1.00000 | 45,102 | 0.15281 | 45,102 | 295,141 | - | 295,141 | 6.5 |
| **Lelaki** *Male* | | | | | | | | |
| **0** | 0.00586 | 586 | 0.00589 | 100,000 | 99,449 | 0.99317 [a] | 7,028,734 | 70.3 |
| **1** | 0.00221 | 220 | 0.00055 | 99,414 | 397,138 | 0.99763 [b] | 6,929,285 | 69.7 |
| **5** | 0.00227 | 225 | 0.00045 | 99,195 | 495,411 | 0.99769 | 6,532,147 | 65.9 |
| **10** | 0.00236 | 233 | 0.00047 | 98,970 | 494,266 | 0.99123 | 6,036,736 | 61.0 |
| **15** | 0.01520 | 1,501 | 0.00306 | 98,737 | 489,932 | 0.98711 | 5,542,470 | 56.1 |
| **20** | 0.01054 | 1,025 | 0.00212 | 97,236 | 483,617 | 0.99158 | 5,052,538 | 52.0 |
| **25** | 0.00628 | 604 | 0.00126 | 96,211 | 479,544 | 0.99319 | 4,568,921 | 47.5 |
| **30** | 0.00735 | 703 | 0.00148 | 95,607 | 476,277 | 0.99087 | 4,089,376 | 42.8 |
| **35** | 0.01092 | 1,036 | 0.00220 | 94,904 | 471,929 | 0.98444 | 3,613,099 | 38.1 |
| **40** | 0.02025 | 1,901 | 0.00409 | 93,868 | 464,586 | 0.96618 | 3,141,171 | 33.5 |
| **45** | 0.04766 | 4,384 | 0.00977 | 91,967 | 448,875 | 0.93850 | 2,676,585 | 29.1 |
| **50** | 0.07603 | 6,659 | 0.01581 | 87,583 | 421,269 | 0.92482 | 2,227,710 | 25.4 |
| **55** | 0.07427 | 6,010 | 0.01543 | 80,924 | 389,596 | 0.91048 | 1,806,441 | 22.3 |
| **60** | 0.10599 | 7,940 | 0.02238 | 74,914 | 354,720 | 0.90202 | 1,416,846 | 18.9 |
| **65** | 0.08902 | 5,962 | 0.01863 | 66,974 | 319,964 | 0.86741 | 1,062,126 | 15.9 |
| **70** | 0.18042 | 11,008 | 0.03966 | 61,012 | 277,539 | 0.80316 | 742,161 | 12.2 |
| **75** | 0.21687 | 10,844 | 0.04865 | 50,004 | 222,909 | 0.52024 [c] | 464,622 | 9.3 |
| **80+** | 1.00000 | 39,160 | 0.16201 | 39,160 | 241,713 | - | 241,713 | 6.2 |
| **Perempuan** *Female* | | | | | | | | |
| **0** | 0.00611 | 611 | 0.00614 | 100,000 | 99,431 | 0.99338 [a] | 7,515,745 | 75.2 |
| **1** | 0.00121 | 120 | 0.00030 | 99,389 | 397,258 | 0.99931 [b] | 7,416,314 | 74.6 |
| **5** | 0.00000 | - | 0.00000 | 99,269 | 496,345 | 0.99939 | 7,019,056 | 70.7 |
| **10** | 0.00122 | 122 | 0.00024 | 99,269 | 496,042 | 0.99872 | 6,522,711 | 65.7 |
| **15** | 0.00133 | 132 | 0.00027 | 99,148 | 495,408 | 0.99551 | 6,026,669 | 60.8 |
| **20** | 0.00764 | 757 | 0.00153 | 99,015 | 493,185 | 0.99505 | 5,531,261 | 55.9 |
| **25** | 0.00224 | 220 | 0.00045 | 98,259 | 490,744 | 0.99461 | 5,038,076 | 51.3 |
| **30** | 0.00855 | 839 | 0.00172 | 98,039 | 488,097 | 0.98887 | 4,547,332 | 46.4 |
| **35** | 0.01373 | 1,335 | 0.00277 | 97,200 | 482,663 | 0.98722 | 4,059,234 | 41.8 |
| **40** | 0.01181 | 1,132 | 0.00238 | 95,865 | 476,496 | 0.98113 | 3,576,571 | 37.3 |
| **45** | 0.02601 | 2,464 | 0.00527 | 94,733 | 467,506 | 0.96066 | 3,100,075 | 32.7 |
| **50** | 0.05304 | 4,894 | 0.01090 | 92,269 | 449,112 | 0.95081 | 2,632,569 | 28.5 |
| **55** | 0.04512 | 3,942 | 0.00923 | 87,376 | 427,022 | 0.94675 | 2,183,457 | 25.0 |
| **60** | 0.06177 | 5,154 | 0.01275 | 83,433 | 404,282 | 0.92812 | 1,756,435 | 21.1 |
| **65** | 0.08264 | 6,469 | 0.01724 | 78,279 | 375,224 | 0.88992 | 1,352,153 | 17.3 |
| **70** | 0.13999 | 10,053 | 0.03011 | 71,810 | 333,918 | 0.84928 | 976,929 | 13.6 |
| **75** | 0.16320 | 10,079 | 0.03554 | 61,757 | 283,590 | 0.55897 [c] | 643,011 | 10.4 |
| **80+** | 1.00000 | 51,679 | 0.14378 | 51,679 | 359,421 | - | 359,421 | 7.0 |

**Nota:** *Notes:*

[a] **Daripada umur 0 hingga kumpulan umur 1-4**
*From age of 0 to age group 1-4*

[b] **Daripada umur 0, kumpulan umur 1-4 hingga kumpulan umur 5-9**
*From age of 0, age group 1-4 to age group 5-9*

[c] **Daripada umur 75 hingga 80+**
*From age of 75 to 80+*

[e] **Anggaran**
*Estimates*

**Jadual 5.2.8: Jadual hayat ringkas mengikut jantina dan umur, Padang Terap, Kedah, 2026[e]**

*Table 5.2.8: Abridged life table by sex and age, Padang Terap, Kedah, 2026 [e]*

| **Umur** *Age* | **Kebarangkalian mati di antara umur x dan umur x+n** *Probability of dying between age x and age x+n* | **Bilangan kematian di antara umur x dan umur x+n** *Number of deaths between age x and age x+n* | **Kadar tengah mortaliti di antara umur x dan umur x+n** *Central mortality rate between age x and age x+n* | **Penakat (orang yang masih hidup) pada umur tepat x** *Survivors at exact age x* | **Bilangan orang hidup-tahun di antara umur x dan umur x+n** *Number of person-years lived between age x and age x+n* | **Nisbah ketakatan** *Survival ratio* | **Jumlah bilangan orang hidup-tahun selepas umur tepat x** *Total number of person-years lived after exact age x* | **Jangkaan hayat** *Life expectancy* |
|---|---|---|---|---|---|---|---|---|
| **x** | $_nq_x$ | $_nd_x$ | $_nm_x$ | $l_x$ | $_nL_x$ | $_nS_x$ | $T_x$ | $e_x$ |
| **Lelaki dan Perempuan** *Both sexes* | | | | | | | | |
| **0** | 0.00699 | 699 | 0.00704 | 100,000 | 99,350 | 0.99311 [a] | 7,041,039 | 70.4 |
| **1** | 0.00000 | - | 0.00000 | 99,301 | 397,203 | 0.99949 [b] | 6,941,689 | 69.9 |
| **5** | 0.00083 | 82 | 0.00017 | 99,301 | 496,298 | 0.99836 | 6,544,486 | 65.9 |
| **10** | 0.00246 | 244 | 0.00049 | 99,219 | 495,484 | 0.99649 | 6,048,188 | 61.0 |
| **15** | 0.00457 | 452 | 0.00092 | 98,975 | 493,744 | 0.99598 | 5,552,704 | 56.1 |
| **20** | 0.00346 | 341 | 0.00069 | 98,523 | 491,761 | 0.99567 | 5,058,960 | 51.3 |
| **25** | 0.00521 | 511 | 0.00104 | 98,182 | 489,631 | 0.99230 | 4,567,199 | 46.5 |
| **30** | 0.01020 | 996 | 0.00205 | 97,671 | 485,862 | 0.98845 | 4,077,568 | 41.7 |
| **35** | 0.01292 | 1,249 | 0.00260 | 96,674 | 480,249 | 0.98112 | 3,591,706 | 37.2 |
| **40** | 0.02491 | 2,377 | 0.00505 | 95,425 | 471,183 | 0.97222 | 3,111,458 | 32.6 |
| **45** | 0.03072 | 2,858 | 0.00624 | 93,048 | 458,095 | 0.95892 | 2,640,275 | 28.4 |
| **50** | 0.05178 | 4,670 | 0.01063 | 90,190 | 439,274 | 0.93922 | 2,182,180 | 24.2 |
| **55** | 0.07027 | 6,009 | 0.01456 | 85,520 | 412,576 | 0.91331 | 1,742,906 | 20.4 |
| **60** | 0.10435 | 8,297 | 0.02202 | 79,511 | 376,811 | 0.87176 | 1,330,330 | 16.7 |
| **65** | 0.15491 | 11,032 | 0.03358 | 71,214 | 328,490 | 0.81029 | 953,518 | 13.4 |
| **70** | 0.23088 | 13,895 | 0.05220 | 60,182 | 266,174 | 0.71665 | 625,029 | 10.4 |
| **75** | 0.35158 | 16,274 | 0.08531 | 46,287 | 190,753 | 0.46844 [c] | 358,855 | 7.8 |
| **80+** | 1.00000 | 30,014 | 0.17854 | 30,014 | 168,102 | - | 168,102 | 5.6 |
| **Lelaki** *Male* | | | | | | | | |
| **0** | 0.01181 | 1,181 | 0.01194 | 100,000 | 98,909 | 0.98837 [a] | 6,749,726 | 67.5 |
| **1** | 0.00000 | - | 0.00000 | 98,819 | 395,274 | 0.99903 [b] | 6,650,817 | 67.3 |
| **5** | 0.00157 | 155 | 0.00031 | 98,819 | 493,704 | 0.99843 | 6,255,543 | 63.3 |
| **10** | 0.00158 | 155 | 0.00032 | 98,663 | 492,927 | 0.99482 | 5,761,838 | 58.4 |
| **15** | 0.00879 | 866 | 0.00177 | 98,508 | 490,374 | 0.99323 | 5,268,911 | 53.5 |
| **20** | 0.00474 | 463 | 0.00095 | 97,642 | 487,053 | 0.99364 | 4,778,537 | 48.9 |
| **25** | 0.00799 | 776 | 0.00160 | 97,179 | 483,956 | 0.98968 | 4,291,484 | 44.2 |
| **30** | 0.01268 | 1,223 | 0.00255 | 96,403 | 478,959 | 0.98542 | 3,807,529 | 39.5 |
| **35** | 0.01649 | 1,570 | 0.00333 | 95,181 | 471,978 | 0.97665 | 3,328,570 | 35.0 |
| **40** | 0.03032 | 2,838 | 0.00616 | 93,611 | 460,957 | 0.96045 | 2,856,592 | 30.5 |
| **45** | 0.04906 | 4,453 | 0.01006 | 90,772 | 442,728 | 0.94603 | 2,395,635 | 26.4 |
| **50** | 0.05913 | 5,104 | 0.01219 | 86,319 | 418,834 | 0.92769 | 1,952,906 | 22.6 |
| **55** | 0.08632 | 7,011 | 0.01804 | 81,214 | 388,546 | 0.89276 | 1,534,073 | 18.9 |
| **60** | 0.13014 | 9,657 | 0.02784 | 74,204 | 346,877 | 0.84194 | 1,145,527 | 15.4 |
| **65** | 0.19015 | 12,273 | 0.04202 | 64,547 | 292,050 | 0.78261 | 798,650 | 12.4 |
| **70** | 0.25102 | 13,122 | 0.05741 | 52,273 | 228,562 | 0.68451 | 506,600 | 9.7 |
| **75** | 0.40157 | 15,722 | 0.10049 | 39,152 | 156,453 | 0.43730 [c] | 278,038 | 7.1 |
| **80+** | 1.00000 | 23,430 | 0.19270 | 23,430 | 121,585 | - | 121,585 | 5.2 |
| **Perempuan** *Female* | | | | | | | | |
| **0** | 0.00181 | 181 | 0.00182 | 100,000 | 99,829 | 0.99821 [a] | 7,369,024 | 73.7 |
| **1** | 0.00000 | - | 0.00000 | 99,819 | 399,275 | 0.99998 [b] | 7,269,195 | 72.8 |
| **5** | 0.00000 | - | 0.00000 | 99,819 | 499,093 | 0.99829 | 6,869,920 | 68.8 |
| **10** | 0.00341 | 340 | 0.00068 | 99,819 | 498,242 | 0.99829 | 6,370,827 | 63.8 |
| **15** | 0.00000 | - | 0.00000 | 99,478 | 497,391 | 0.99904 | 5,872,585 | 59.0 |
| **20** | 0.00192 | 191 | 0.00038 | 99,478 | 496,915 | 0.99820 | 5,375,194 | 54.0 |
| **25** | 0.00169 | 167 | 0.00034 | 99,288 | 496,020 | 0.99549 | 4,878,279 | 49.1 |
| **30** | 0.00733 | 727 | 0.00147 | 99,120 | 493,785 | 0.99183 | 4,382,259 | 44.2 |
| **35** | 0.00901 | 887 | 0.00181 | 98,394 | 489,751 | 0.98569 | 3,888,474 | 39.5 |
| **40** | 0.01966 | 1,917 | 0.00397 | 97,507 | 482,743 | 0.98420 | 3,398,723 | 34.9 |
| **45** | 0.01186 | 1,134 | 0.00239 | 95,590 | 475,116 | 0.97180 | 2,915,980 | 30.5 |
| **50** | 0.04474 | 4,226 | 0.00915 | 94,456 | 461,718 | 0.95006 | 2,440,864 | 25.8 |
| **55** | 0.05538 | 4,997 | 0.01139 | 90,231 | 438,660 | 0.93309 | 1,979,146 | 21.9 |
| **60** | 0.07912 | 6,744 | 0.01648 | 85,233 | 409,308 | 0.89963 | 1,540,486 | 18.1 |
| **65** | 0.12346 | 9,690 | 0.02632 | 78,490 | 368,223 | 0.83493 | 1,131,178 | 14.4 |
| **70** | 0.21254 | 14,623 | 0.04756 | 68,800 | 307,441 | 0.74455 | 762,955 | 11.1 |
| **75** | 0.30995 | 16,792 | 0.07336 | 54,177 | 228,904 | 0.49748 [c] | 455,514 | 8.4 |
| **80+** | 1.00000 | 37,385 | 0.16497 | 37,385 | 226,609 | - | 226,609 | 6.1 |

**Nota:** *Notes:*

[a] **Daripada umur 0 hingga kumpulan umur 1-4**
*From age of 0 to age group 1-4*

[b] **Daripada umur 0, kumpulan umur 1-4 hingga kumpulan umur 5-9**
*From age of 0, age group 1-4 to age group 5-9*

[c] **Daripada umur 75 hingga 80+**
*From age of 75 to 80+*

[e] **Anggaran**
*Estimates*

**Jadual 5.2.9: Jadual hayat ringkas mengikut jantina dan umur, Sik, Kedah, 2026[e]**

*Table 5.2.9: Abridged life table by sex and age, Sik, Kedah, 2026 [e]*

| Umur *Age* | Kebarangkalian mati di antara umur x dan umur x+n *Probability of dying between age x and age x+n* | Bilangan kematian di antara umur x dan umur x+n *Number of deaths between age x and age x+n* | Kadar tengah mortaliti di antara umur x dan umur x+n *Central mortality rate between age x and age x+n* | Penakat (orang yang masih hidup) pada umur tepat x *Survivors at exact age x* | Bilangan orang hidup-tahun di antara umur x dan umur x+n *Number of person-years lived between age x and age x+n* | Nisbah ketakatan *Survival ratio* | Jumlah bilangan orang hidup-tahun selepas umur tepat x *Total number of person-years lived after exact age x* | Jangkaan hayat *Life expectancy* |
|---|---|---|---|---|---|---|---|---|
| x | $_nq_x$ | $_nd_x$ | $_nm_x$ | $l_x$ | $_nL_x$ | $_nS_x$ | $T_x$ | $e_x$ |
| **Lelaki dan Perempuan** *Both sexes* | | | | | | | | |
| **0** | 0.00346 | 346 | 0.00347 | 100,000 | 99,675 | 0.99577 [a] | 7,007,619 | 70.1 |
| **1** | 0.00164 | 163 | 0.00041 | 99,654 | 398,212 | 0.99874 [b] | 6,907,944 | 69.3 |
| **5** | 0.00079 | 79 | 0.00016 | 99,491 | 497,258 | 0.99960 | 6,509,732 | 65.4 |
| **10** | 0.00000 | - | 0.00000 | 99,412 | 497,061 | 0.99525 | 6,012,474 | 60.5 |
| **15** | 0.00949 | 944 | 0.00191 | 99,412 | 494,702 | 0.98988 | 5,515,413 | 55.5 |
| **20** | 0.01074 | 1,058 | 0.00216 | 98,468 | 489,698 | 0.99102 | 5,020,711 | 51.0 |
| **25** | 0.00721 | 702 | 0.00145 | 97,411 | 485,298 | 0.99313 | 4,531,013 | 46.5 |
| **30** | 0.00652 | 631 | 0.00131 | 96,709 | 481,966 | 0.99153 | 4,045,715 | 41.8 |
| **35** | 0.01043 | 1,002 | 0.00210 | 96,078 | 477,885 | 0.98229 | 3,563,749 | 37.1 |
| **40** | 0.02507 | 2,384 | 0.00508 | 95,076 | 469,420 | 0.96180 | 3,085,864 | 32.5 |
| **45** | 0.05165 | 4,788 | 0.01060 | 92,692 | 451,490 | 0.94274 | 2,616,444 | 28.2 |
| **50** | 0.06317 | 5,553 | 0.01305 | 87,904 | 425,638 | 0.93528 | 2,164,954 | 24.6 |
| **55** | 0.06637 | 5,466 | 0.01373 | 82,351 | 398,092 | 0.91759 | 1,739,316 | 21.1 |
| **60** | 0.09960 | 7,658 | 0.02096 | 76,886 | 365,283 | 0.87863 | 1,341,224 | 17.4 |
| **65** | 0.14555 | 10,076 | 0.03139 | 69,228 | 320,949 | 0.81430 | 975,941 | 14.1 |
| **70** | 0.23268 | 13,764 | 0.05266 | 59,152 | 261,350 | 0.75599 | 654,992 | 11.1 |
| **75** | 0.25876 | 11,745 | 0.05944 | 45,388 | 197,579 | 0.49808 [c] | 393,642 | 8.7 |
| **80+** | 1.00000 | 33,643 | 0.17159 | 33,643 | 196,063 | - | 196,063 | 5.8 |
| **Lelaki** *Male* | | | | | | | | |
| **0** | 0.00518 | 518 | 0.00520 | 100,000 | 99,512 | 0.99337 [a] | 6,661,259 | 66.6 |
| **1** | 0.00322 | 320 | 0.00081 | 99,482 | 397,173 | 0.99824 [b] | 6,561,747 | 66.0 |
| **5** | 0.00000 | - | 0.00000 | 99,162 | 495,810 | 1.00000 | 6,164,574 | 62.2 |
| **10** | 0.00000 | - | 0.00000 | 99,162 | 495,810 | 0.99062 | 5,668,764 | 57.2 |
| **15** | 0.01876 | 1,860 | 0.00379 | 99,162 | 491,159 | 0.98219 | 5,172,954 | 52.2 |
| **20** | 0.01685 | 1,639 | 0.00340 | 97,302 | 482,410 | 0.98692 | 4,681,795 | 48.1 |
| **25** | 0.00925 | 885 | 0.00186 | 95,662 | 476,099 | 0.98921 | 4,199,385 | 43.9 |
| **30** | 0.01234 | 1,169 | 0.00248 | 94,777 | 470,963 | 0.98676 | 3,723,286 | 39.3 |
| **35** | 0.01416 | 1,325 | 0.00285 | 93,608 | 464,727 | 0.97717 | 3,252,323 | 34.7 |
| **40** | 0.03164 | 2,920 | 0.00643 | 92,283 | 454,115 | 0.95233 | 2,787,596 | 30.2 |
| **45** | 0.06423 | 5,740 | 0.01327 | 89,363 | 432,467 | 0.93344 | 2,333,480 | 26.1 |
| **50** | 0.06905 | 5,774 | 0.01430 | 83,624 | 403,683 | 0.92530 | 1,901,013 | 22.7 |
| **55** | 0.08078 | 6,288 | 0.01684 | 77,850 | 373,527 | 0.89596 | 1,497,330 | 19.2 |
| **60** | 0.12934 | 9,256 | 0.02766 | 71,561 | 334,667 | 0.84304 | 1,123,803 | 15.7 |
| **65** | 0.18868 | 11,756 | 0.04167 | 62,306 | 282,138 | 0.77425 | 789,136 | 12.7 |
| **70** | 0.27144 | 13,721 | 0.06281 | 50,550 | 218,445 | 0.70979 | 506,998 | 10.0 |
| **75** | 0.31597 | 11,637 | 0.07505 | 36,828 | 155,050 | 0.46266 [c] | 288,553 | 7.8 |
| **80+** | 1.00000 | 25,192 | 0.18870 | 25,192 | 133,503 | - | 133,503 | 5.3 |
| **Perempuan** *Female* | | | | | | | | |
| **0** | 0.00173 | 173 | 0.00173 | 100,000 | 99,836 | 0.99829 [a] | 7,408,577 | 74.1 |
| **1** | 0.00000 | - | 0.00000 | 99,827 | 399,307 | 0.99917 [b] | 7,308,740 | 73.2 |
| **5** | 0.00162 | 161 | 0.00032 | 99,827 | 498,731 | 0.99919 | 6,909,433 | 69.2 |
| **10** | 0.00000 | - | 0.00000 | 99,665 | 498,327 | 1.00000 | 6,410,702 | 64.3 |
| **15** | 0.00000 | - | 0.00000 | 99,665 | 498,327 | 0.99821 | 5,912,375 | 59.3 |
| **20** | 0.00359 | 358 | 0.00072 | 99,665 | 497,433 | 0.99583 | 5,414,048 | 54.3 |
| **25** | 0.00475 | 472 | 0.00095 | 99,308 | 495,358 | 0.99762 | 4,916,616 | 49.5 |
| **30** | 0.00000 | - | 0.00000 | 98,836 | 494,178 | 0.99677 | 4,421,258 | 44.7 |
| **35** | 0.00646 | 638 | 0.00130 | 98,836 | 492,582 | 0.98741 | 3,927,080 | 39.7 |
| **40** | 0.01875 | 1,841 | 0.00379 | 98,197 | 486,383 | 0.97118 | 3,434,498 | 35.0 |
| **45** | 0.03908 | 3,766 | 0.00797 | 96,356 | 472,364 | 0.95187 | 2,948,115 | 30.6 |
| **50** | 0.05754 | 5,327 | 0.01185 | 92,590 | 449,630 | 0.94457 | 2,475,751 | 26.7 |
| **55** | 0.05319 | 4,642 | 0.01093 | 87,262 | 424,708 | 0.93801 | 2,026,121 | 23.2 |
| **60** | 0.07129 | 5,890 | 0.01478 | 82,621 | 398,379 | 0.91085 | 1,601,413 | 19.4 |
| **65** | 0.10838 | 8,316 | 0.02292 | 76,731 | 362,863 | 0.85118 | 1,203,034 | 15.7 |
| **70** | 0.19417 | 13,284 | 0.04301 | 68,415 | 308,862 | 0.80140 | 840,171 | 12.3 |
| **75** | 0.20408 | 11,251 | 0.04545 | 55,130 | 247,523 | 0.53413 [c] | 531,309 | 9.6 |
| **80+** | 1.00000 | 43,879 | 0.15462 | 43,879 | 283,786 | - | 283,786 | 6.5 |

**Nota:** *Notes:*

[a] **Daripada umur 0 hingga kumpulan umur 1-4**
*From age of 0 to age group 1-4*

[b] **Daripada umur 0, kumpulan umur 1-4 hingga kumpulan umur 5-9**
*From age of 0, age group 1-4 to age group 5-9*

[c] **Daripada umur 75 hingga 80+**
*From age of 75 to 80+*

[e] **Anggaran**
*Estimates*

**Jadual 5.2.10: Jadual hayat ringkas mengikut jantina dan umur, Yan, Kedah, 2026[e]**

*Table 5.2.10: Abridged life table by sex and age, Yan, Kedah, 2026 [e]*

| **Umur** *Age* | **Kebarangkalian mati di antara umur x dan umur x+n** *Probability of dying between age x and age x+n* | **Bilangan kematian di antara umur x dan umur x+n** *Number of deaths between age x and age x+n* | **Kadar tengah mortaliti di antara umur x dan umur x+n** *Central mortality rate between age x and age x+n* | **Penakat (orang yang masih hidup) pada umur tepat x** *Survivors at exact age x* | **Bilangan orang hidup-tahun di antara umur x dan umur x+n** *Number of person-years lived between age x and age x+n* | **Nisbah ketakatan** *Survival ratio* | **Jumlah bilangan orang hidup-tahun selepas umur tepat x** *Total number of person-years lived after exact age x* | **Jangkaan hayat** *Life expectancy* |
|---|---|---|---|---|---|---|---|---|
| **x** | $_nq_x$ | $_nd_x$ | $_nm_x$ | $l_x$ | $_nL_x$ | $_nS_x$ | $T_x$ | $e_x$ |
| **Lelaki dan Perempuan** *Both sexes* | | | | | | | | |
| **0** | 0.00379 | 379 | 0.00381 | 100,000 | 99,644 | 0.99524 [a] | 7,149,487 | 71.5 |
| **1** | 0.00205 | 204 | 0.00051 | 99,621 | 397,977 | 0.99853 [b] | 7,049,843 | 70.8 |
| **5** | 0.00079 | 78 | 0.00016 | 99,417 | 496,888 | 0.99887 | 6,651,866 | 66.9 |
| **10** | 0.00147 | 146 | 0.00029 | 99,338 | 496,326 | 0.99728 | 6,154,978 | 62.0 |
| **15** | 0.00397 | 394 | 0.00080 | 99,192 | 494,975 | 0.99371 | 5,658,651 | 57.0 |
| **20** | 0.00861 | 850 | 0.00173 | 98,798 | 491,864 | 0.99396 | 5,163,676 | 52.3 |
| **25** | 0.00345 | 338 | 0.00069 | 97,948 | 488,895 | 0.99449 | 4,671,811 | 47.7 |
| **30** | 0.00758 | 740 | 0.00152 | 97,610 | 486,201 | 0.98940 | 4,182,917 | 42.9 |
| **35** | 0.01365 | 1,322 | 0.00275 | 96,870 | 481,046 | 0.97886 | 3,696,716 | 38.2 |
| **40** | 0.02874 | 2,746 | 0.00583 | 95,548 | 470,878 | 0.97290 | 3,215,670 | 33.7 |
| **45** | 0.02541 | 2,358 | 0.00515 | 92,803 | 458,117 | 0.96320 | 2,744,792 | 29.6 |
| **50** | 0.04849 | 4,385 | 0.00994 | 90,444 | 441,258 | 0.93865 | 2,286,675 | 25.3 |
| **55** | 0.07486 | 6,442 | 0.01555 | 86,059 | 414,189 | 0.91479 | 1,845,417 | 21.4 |
| **60** | 0.09640 | 7,675 | 0.02026 | 79,617 | 378,896 | 0.89054 | 1,431,228 | 18.0 |
| **65** | 0.12392 | 8,915 | 0.02642 | 71,942 | 337,421 | 0.84255 | 1,052,332 | 14.6 |
| **70** | 0.19572 | 12,335 | 0.04339 | 63,026 | 284,294 | 0.76134 | 714,911 | 11.3 |
| **75** | 0.29204 | 14,804 | 0.06840 | 50,691 | 216,445 | 0.49736 [c] | 430,617 | 8.5 |
| **80+** | 1.00000 | 35,887 | 0.16756 | 35,887 | 214,172 | - | 214,172 | 6.0 |
| **Lelaki** *Male* | | | | | | | | |
| **0** | 0.00399 | 399 | 0.00401 | 100,000 | 99,622 | 0.99512 [a] | 6,904,573 | 69.0 |
| **1** | 0.00197 | 196 | 0.00049 | 99,601 | 397,940 | 0.99821 [b] | 6,804,950 | 68.3 |
| **5** | 0.00142 | 141 | 0.00028 | 99,404 | 496,670 | 0.99797 | 6,407,011 | 64.5 |
| **10** | 0.00264 | 262 | 0.00053 | 99,264 | 495,663 | 0.99509 | 5,910,341 | 59.5 |
| **15** | 0.00718 | 711 | 0.00144 | 99,002 | 493,231 | 0.99049 | 5,414,678 | 54.7 |
| **20** | 0.01185 | 1,165 | 0.00238 | 98,291 | 488,540 | 0.99207 | 4,921,447 | 50.1 |
| **25** | 0.00397 | 385 | 0.00080 | 97,126 | 484,665 | 0.99359 | 4,432,907 | 45.6 |
| **30** | 0.00886 | 857 | 0.00178 | 96,740 | 481,558 | 0.98786 | 3,948,242 | 40.8 |
| **35** | 0.01544 | 1,480 | 0.00311 | 95,883 | 475,714 | 0.97743 | 3,466,684 | 36.2 |
| **40** | 0.02982 | 2,815 | 0.00605 | 94,403 | 464,975 | 0.96979 | 2,990,971 | 31.7 |
| **45** | 0.03061 | 2,804 | 0.00622 | 91,587 | 450,927 | 0.95181 | 2,525,996 | 27.6 |
| **50** | 0.06633 | 5,889 | 0.01372 | 88,784 | 429,195 | 0.92135 | 2,075,069 | 23.4 |
| **55** | 0.09185 | 7,614 | 0.01925 | 82,894 | 395,438 | 0.89960 | 1,645,874 | 19.9 |
| **60** | 0.10982 | 8,268 | 0.02324 | 75,281 | 355,735 | 0.86015 | 1,250,436 | 16.6 |
| **65** | 0.17357 | 11,632 | 0.03801 | 67,013 | 305,987 | 0.80781 | 894,701 | 13.4 |
| **70** | 0.21472 | 11,892 | 0.04811 | 55,381 | 247,178 | 0.73289 | 588,715 | 10.6 |
| **75** | 0.33382 | 14,518 | 0.08014 | 43,490 | 181,155 | 0.46959 [c] | 341,537 | 7.9 |
| **80+** | 1.00000 | 28,972 | 0.18064 | 28,972 | 160,382 | - | 160,382 | 5.5 |
| **Perempuan** *Female* | | | | | | | | |
| **0** | 0.00361 | 361 | 0.00362 | 100,000 | 99,661 | 0.99538 [a] | 7,419,959 | 74.2 |
| **1** | 0.00213 | 212 | 0.00053 | 99,639 | 398,029 | 0.99888 [b] | 7,320,298 | 73.5 |
| **5** | 0.00000 | - | 0.00000 | 99,427 | 497,134 | 1.00000 | 6,922,268 | 69.6 |
| **10** | 0.00000 | - | 0.00000 | 99,427 | 497,134 | 1.00000 | 6,425,135 | 64.6 |
| **15** | 0.00000 | - | 0.00000 | 99,427 | 497,134 | 0.99751 | 5,928,001 | 59.6 |
| **20** | 0.00497 | 495 | 0.00100 | 99,427 | 495,897 | 0.99607 | 5,430,867 | 54.6 |
| **25** | 0.00288 | 285 | 0.00058 | 98,932 | 493,949 | 0.99545 | 4,934,970 | 49.9 |
| **30** | 0.00623 | 615 | 0.00125 | 98,647 | 491,700 | 0.99099 | 4,441,021 | 45.0 |
| **35** | 0.01182 | 1,158 | 0.00238 | 98,033 | 487,268 | 0.98028 | 3,949,320 | 40.3 |
| **40** | 0.02772 | 2,686 | 0.00562 | 96,874 | 477,658 | 0.97596 | 3,462,052 | 35.7 |
| **45** | 0.02025 | 1,908 | 0.00409 | 94,189 | 466,174 | 0.97439 | 2,984,394 | 31.7 |
| **50** | 0.03107 | 2,867 | 0.00631 | 92,281 | 454,237 | 0.95492 | 2,518,220 | 27.3 |
| **55** | 0.05954 | 5,324 | 0.01227 | 89,414 | 433,759 | 0.92875 | 2,063,983 | 23.1 |
| **60** | 0.08369 | 7,038 | 0.01747 | 84,090 | 402,856 | 0.91951 | 1,630,224 | 19.4 |
| **65** | 0.07700 | 5,933 | 0.01602 | 77,052 | 370,429 | 0.87349 | 1,227,368 | 15.9 |
| **70** | 0.18014 | 12,812 | 0.03959 | 71,119 | 323,567 | 0.78564 | 856,939 | 12.0 |
| **75** | 0.25609 | 14,932 | 0.05874 | 58,308 | 254,208 | 0.52339 [c] | 533,372 | 9.1 |
| **80+** | 1.00000 | 43,376 | 0.15538 | 43,376 | 279,164 | - | 279,164 | 6.4 |

**Nota:** *Notes:*

[a] **Daripada umur 0 hingga kumpulan umur 1-4**
*From age of 0 to age group 1-4*

[b] **Daripada umur 0, kumpulan umur 1-4 hingga kumpulan umur 5-9**
*From age of 0, age group 1-4 to age group 5-9*

[c] **Daripada umur 75 hingga 80+**
*From age of 75 to 80+*

[e] **Anggaran**
*Estimates*

**Jadual 5.2.11: Jadual hayat ringkas mengikut jantina dan umur, Pendang, Kedah, 2026[e]**

*Table 5.2.11: Abridged life table by sex and age, Pendang, Kedah, 2026 [e]*

| **Umur** *Age* | **Kebarangkalian mati di antara umur x dan umur x+n** *Probability of dying between age x and age x+n* | **Bilangan kematian di antara umur x dan umur x+n** *Number of deaths between age x and age x+n* | **Kadar tengah mortaliti di antara umur x dan umur x+n** *Central mortality rate between age x and age x+n* | **Penakat (orang yang masih hidup) pada umur tepat x** *Survivors at exact age x* | **Bilangan orang hidup-tahun di antara umur x dan umur x+n** *Number of person-years lived between age x and age x+n* | **Nisbah ketakatan** *Survival ratio* | **Jumlah bilangan orang hidup-tahun selepas umur tepat x** *Total number of person-years lived after exact age x* | **Jangkaan hayat** *Life expectancy* |
|---|---|---|---|---|---|---|---|---|
| **x** | $_nq_x$ | $_nd_x$ | $_nm_x$ | $l_x$ | $_nL_x$ | $_nS_x$ | $T_x$ | $e_x$ |
| **Lelaki dan Perempuan** *Both sexes* | | | | | | | | |
| **0** | 0.00595 | 595 | 0.00598 | 100,000 | 99,446 | 0.99360 [a] | 6,982,156 | 69.8 |
| **1** | 0.00109 | 108 | 0.00027 | 99,405 | 397,352 | 0.99909 [b] | 6,882,710 | 69.2 |
| **5** | 0.00055 | 55 | 0.00011 | 99,297 | 496,348 | 0.99918 | 6,485,358 | 65.3 |
| **10** | 0.00109 | 108 | 0.00022 | 99,242 | 495,942 | 0.99559 | 5,989,010 | 60.3 |
| **15** | 0.00774 | 768 | 0.00155 | 99,134 | 493,753 | 0.99261 | 5,493,069 | 55.4 |
| **20** | 0.00703 | 691 | 0.00141 | 98,367 | 490,105 | 0.99317 | 4,999,315 | 50.8 |
| **25** | 0.00662 | 647 | 0.00133 | 97,675 | 486,760 | 0.99497 | 4,509,210 | 46.2 |
| **30** | 0.00343 | 333 | 0.00069 | 97,029 | 484,312 | 0.98934 | 4,022,450 | 41.5 |
| **35** | 0.01791 | 1,732 | 0.00361 | 96,696 | 479,151 | 0.97711 | 3,538,139 | 36.6 |
| **40** | 0.02797 | 2,656 | 0.00567 | 94,964 | 468,182 | 0.96646 | 3,058,988 | 32.2 |
| **45** | 0.03928 | 3,625 | 0.00801 | 92,309 | 452,479 | 0.95066 | 2,590,806 | 28.1 |
| **50** | 0.05981 | 5,304 | 0.01233 | 88,683 | 430,155 | 0.93537 | 2,138,327 | 24.1 |
| **55** | 0.06976 | 5,816 | 0.01446 | 83,379 | 402,355 | 0.91097 | 1,708,171 | 20.5 |
| **60** | 0.10974 | 8,512 | 0.02322 | 77,563 | 366,535 | 0.87786 | 1,305,816 | 16.8 |
| **65** | 0.13606 | 9,395 | 0.02920 | 69,051 | 321,767 | 0.81637 | 939,281 | 13.6 |
| **70** | 0.23870 | 14,240 | 0.05421 | 59,656 | 262,680 | 0.71613 | 617,514 | 10.4 |
| **75** | 0.34321 | 15,587 | 0.08286 | 45,416 | 188,112 | 0.46986 [c] | 354,835 | 7.8 |
| **80+** | 1.00000 | 29,829 | 0.17891 | 29,829 | 166,722 | - | 166,722 | 5.6 |
| **Lelaki** *Male* | | | | | | | | |
| **0** | 0.00589 | 589 | 0.00593 | 100,000 | 99,446 | 0.99369 [a] | 6,676,284 | 66.8 |
| **1** | 0.00104 | 104 | 0.00026 | 99,411 | 397,397 | 0.99890 [b] | 6,576,838 | 66.2 |
| **5** | 0.00096 | 95 | 0.00019 | 99,307 | 496,297 | 0.99952 | 6,179,441 | 62.2 |
| **10** | 0.00000 | - | 0.00000 | 99,212 | 496,059 | 0.99446 | 5,683,144 | 57.3 |
| **15** | 0.01109 | 1,100 | 0.00223 | 99,212 | 493,309 | 0.98910 | 5,187,085 | 52.3 |
| **20** | 0.01071 | 1,051 | 0.00215 | 98,112 | 487,930 | 0.99036 | 4,693,776 | 47.8 |
| **25** | 0.00855 | 830 | 0.00172 | 97,060 | 483,227 | 0.99353 | 4,205,846 | 43.3 |
| **30** | 0.00437 | 421 | 0.00088 | 96,230 | 480,100 | 0.98246 | 3,722,619 | 38.7 |
| **35** | 0.03076 | 2,947 | 0.00625 | 95,810 | 471,680 | 0.96540 | 3,242,519 | 33.8 |
| **40** | 0.03856 | 3,581 | 0.00786 | 92,862 | 455,361 | 0.96250 | 2,770,838 | 29.8 |
| **45** | 0.03641 | 3,250 | 0.00742 | 89,282 | 438,283 | 0.93989 | 2,315,478 | 25.9 |
| **50** | 0.08471 | 7,288 | 0.01769 | 86,032 | 411,938 | 0.91525 | 1,877,194 | 21.8 |
| **55** | 0.08480 | 6,678 | 0.01771 | 78,744 | 377,024 | 0.88482 | 1,465,256 | 18.6 |
| **60** | 0.14837 | 10,692 | 0.03205 | 72,066 | 333,600 | 0.83840 | 1,088,232 | 15.1 |
| **65** | 0.17714 | 10,872 | 0.03887 | 61,374 | 279,689 | 0.77619 | 754,632 | 12.3 |
| **70** | 0.28052 | 14,167 | 0.06526 | 50,502 | 217,092 | 0.67154 | 474,943 | 9.4 |
| **75** | 0.39510 | 14,356 | 0.09847 | 36,335 | 145,786 | 0.43461 [c] | 257,851 | 7.1 |
| **80+** | 1.00000 | 21,979 | 0.19613 | 21,979 | 112,065 | - | 112,065 | 5.1 |
| **Perempuan** *Female* | | | | | | | | |
| **0** | 0.00600 | 600 | 0.00603 | 100,000 | 99,441 | 0.99352 [a] | 7,331,933 | 73.3 |
| **1** | 0.00114 | 114 | 0.00029 | 99,400 | 397,318 | 0.99934 [b] | 7,232,492 | 72.8 |
| **5** | 0.00000 | - | 0.00000 | 99,287 | 496,433 | 0.99867 | 6,835,174 | 68.8 |
| **10** | 0.00266 | 264 | 0.00053 | 99,287 | 495,772 | 0.99721 | 6,338,741 | 63.8 |
| **15** | 0.00291 | 288 | 0.00058 | 99,022 | 494,390 | 0.99725 | 5,842,968 | 59.0 |
| **20** | 0.00258 | 255 | 0.00052 | 98,734 | 493,032 | 0.99651 | 5,348,578 | 54.2 |
| **25** | 0.00439 | 432 | 0.00088 | 98,479 | 491,313 | 0.99661 | 4,855,546 | 49.3 |
| **30** | 0.00239 | 235 | 0.00048 | 98,046 | 489,645 | 0.99660 | 4,364,234 | 44.5 |
| **35** | 0.00441 | 431 | 0.00088 | 97,812 | 487,981 | 0.98893 | 3,874,589 | 39.6 |
| **40** | 0.01776 | 1,730 | 0.00358 | 97,381 | 482,579 | 0.97016 | 3,386,608 | 34.8 |
| **45** | 0.04215 | 4,031 | 0.00861 | 95,651 | 468,177 | 0.96112 | 2,904,029 | 30.4 |
| **50** | 0.03547 | 3,250 | 0.00722 | 91,620 | 449,973 | 0.95448 | 2,435,852 | 26.6 |
| **55** | 0.05593 | 4,943 | 0.01151 | 88,369 | 429,491 | 0.93637 | 1,985,879 | 22.5 |
| **60** | 0.07178 | 5,988 | 0.01489 | 83,427 | 402,162 | 0.91492 | 1,556,389 | 18.7 |
| **65** | 0.09941 | 7,698 | 0.02092 | 77,438 | 367,945 | 0.85131 | 1,154,226 | 14.9 |
| **70** | 0.20340 | 14,185 | 0.04529 | 69,740 | 313,236 | 0.75201 | 786,281 | 11.3 |
| **75** | 0.30397 | 16,887 | 0.07169 | 55,555 | 235,556 | 0.50204 [c] | 473,045 | 8.5 |
| **80+** | 1.00000 | 38,668 | 0.16282 | 38,668 | 237,488 | - | 237,488 | 6.1 |

**Nota:** *Notes:*

[a] **Daripada umur 0 hingga kumpulan umur 1-4**
*From age of 0 to age group 1-4*

[b] **Daripada umur 0, kumpulan umur 1-4 hingga kumpulan umur 5-9**
*From age of 0, age group 1-4 to age group 5-9*

[c] **Daripada umur 75 hingga 80+**
*From age of 75 to 80+*

[e] **Anggaran**
*Estimates*

**Jadual 5.2.12: Jadual hayat ringkas mengikut jantina dan umur, Pokok Sena, Kedah, 2026[e]**

*Table 5.2.12: Abridged life table by sex and age, Pokok Sena, Kedah, 2026 [e]*

| **Umur** *Age* | **Kebarangkalian mati di antara umur x dan umur x+n** *Probability of dying between age x and age x+n* | **Bilangan kematian di antara umur x dan umur x+n** *Number of deaths between age x and age x+n* | **Kadar tengah mortaliti di antara umur x dan umur x+n** *Central mortality rate between age x and age x+n* | **Penakat (orang yang masih hidup) pada umur tepat x** *Survivors at exact age x* | **Bilangan orang hidup-tahun di antara umur x dan umur x+n** *Number of person-years lived between age x and age x+n* | **Nisbah ketakatan** *Survival ratio* | **Jumlah bilangan orang hidup-tahun selepas umur tepat x** *Total number of person-years lived after exact age x* | **Jangkaan hayat** *Life expectancy* |
|---|---|---|---|---|---|---|---|---|
| **x** | $_nq_x$ | $_nd_x$ | $_nm_x$ | $l_x$ | $_nL_x$ | $_nS_x$ | $T_x$ | $e_x$ |
| **Lelaki dan Perempuan** *Both sexes* | | | | | | | | |
| **0** | 0.00115 | 115 | 0.00115 | 100,000 | 99,891 | 0.99886 [a] | 7,220,472 | 72.2 |
| **1** | 0.00000 | - | 0.00000 | 99,885 | 399,540 | 0.99817 [b] | 7,120,581 | 71.3 |
| **5** | 0.00364 | 364 | 0.00073 | 99,885 | 498,516 | 0.99762 | 6,721,041 | 67.3 |
| **10** | 0.00112 | 112 | 0.00022 | 99,521 | 497,327 | 0.99763 | 6,222,525 | 62.5 |
| **15** | 0.00362 | 360 | 0.00072 | 99,409 | 496,148 | 0.99819 | 5,725,198 | 57.6 |
| **20** | 0.00000 | - | 0.00000 | 99,050 | 495,249 | 0.99852 | 5,229,049 | 52.8 |
| **25** | 0.00296 | 293 | 0.00059 | 99,050 | 494,516 | 0.99739 | 4,733,800 | 47.8 |
| **30** | 0.00225 | 222 | 0.00045 | 98,757 | 493,228 | 0.99170 | 4,239,284 | 42.9 |
| **35** | 0.01437 | 1,416 | 0.00290 | 98,535 | 489,132 | 0.98360 | 3,746,056 | 38.0 |
| **40** | 0.01847 | 1,793 | 0.00373 | 97,118 | 481,109 | 0.97337 | 3,256,923 | 33.5 |
| **45** | 0.03495 | 3,332 | 0.00711 | 95,325 | 468,296 | 0.95466 | 2,775,815 | 29.1 |
| **50** | 0.05611 | 5,162 | 0.01155 | 91,993 | 447,062 | 0.93319 | 2,307,519 | 25.1 |
| **55** | 0.07814 | 6,785 | 0.01626 | 86,831 | 417,194 | 0.89969 | 1,860,457 | 21.4 |
| **60** | 0.12437 | 9,955 | 0.02652 | 80,046 | 375,343 | 0.88731 | 1,443,263 | 18.0 |
| **65** | 0.09936 | 6,964 | 0.02091 | 70,091 | 333,045 | 0.84781 | 1,067,920 | 15.2 |
| **70** | 0.21085 | 13,310 | 0.04714 | 63,127 | 282,357 | 0.77848 | 734,875 | 11.6 |
| **75** | 0.23504 | 11,709 | 0.05327 | 49,816 | 219,809 | 0.51425 [c] | 452,518 | 9.1 |
| **80+** | 1.00000 | 38,107 | 0.16375 | 38,107 | 232,710 | - | 232,710 | 6.1 |
| **Lelaki** *Male* | | | | | | | | |
| **0** | 0.00218 | 218 | 0.00219 | 100,000 | 99,793 | 0.99784 [a] | 7,072,410 | 70.7 |
| **1** | 0.00000 | - | 0.00000 | 99,782 | 399,128 | 0.99882 [b] | 6,972,617 | 69.9 |
| **5** | 0.00232 | 231 | 0.00046 | 99,782 | 498,332 | 0.99776 | 6,573,490 | 65.9 |
| **10** | 0.00217 | 216 | 0.00043 | 99,551 | 497,214 | 0.99660 | 6,075,158 | 61.0 |
| **15** | 0.00462 | 459 | 0.00093 | 99,335 | 495,526 | 0.99768 | 5,577,944 | 56.2 |
| **20** | 0.00000 | - | 0.00000 | 98,876 | 494,378 | 0.99834 | 5,082,418 | 51.4 |
| **25** | 0.00333 | 329 | 0.00067 | 98,876 | 493,555 | 0.99833 | 4,588,041 | 46.4 |
| **30** | 0.00000 | - | 0.00000 | 98,546 | 492,732 | 0.99370 | 4,094,486 | 41.5 |
| **35** | 0.01260 | 1,241 | 0.00254 | 98,546 | 489,628 | 0.98133 | 3,601,754 | 36.5 |
| **40** | 0.02483 | 2,416 | 0.00503 | 97,305 | 480,485 | 0.96846 | 3,112,126 | 32.0 |
| **45** | 0.03842 | 3,646 | 0.00783 | 94,889 | 465,330 | 0.95345 | 2,631,641 | 27.7 |
| **50** | 0.05501 | 5,019 | 0.01131 | 91,243 | 443,669 | 0.92788 | 2,166,311 | 23.7 |
| **55** | 0.09023 | 7,780 | 0.01890 | 86,224 | 411,671 | 0.88727 | 1,722,643 | 20.0 |
| **60** | 0.13746 | 10,783 | 0.02952 | 78,444 | 365,264 | 0.87482 | 1,310,972 | 16.7 |
| **65** | 0.11095 | 7,507 | 0.02349 | 67,661 | 319,540 | 0.82110 | 945,708 | 14.0 |
| **70** | 0.25532 | 15,359 | 0.05854 | 60,154 | 262,376 | 0.72104 | 626,168 | 10.4 |
| **75** | 0.31070 | 13,918 | 0.07357 | 44,796 | 189,184 | 0.47997 [c] | 363,792 | 8.1 |
| **80+** | 1.00000 | 30,878 | 0.17684 | 30,878 | 174,609 | - | 174,609 | 5.7 |
| **Perempuan** *Female* | | | | | | | | |
| **0** | 0.00000 | - | 0.00000 | 100,000 | 100,000 | 1.00000 [a] | 7,392,520 | 73.9 |
| **1** | 0.00000 | - | 0.00000 | 100,000 | 400,000 | 0.99745 [b] | 7,292,520 | 72.9 |
| **5** | 0.00510 | 510 | 0.00102 | 100,000 | 498,726 | 0.99745 | 6,892,520 | 68.9 |
| **10** | 0.00000 | - | 0.00000 | 99,490 | 497,452 | 0.99874 | 6,393,794 | 64.3 |
| **15** | 0.00252 | 251 | 0.00050 | 99,490 | 496,825 | 0.99874 | 5,896,342 | 59.3 |
| **20** | 0.00000 | - | 0.00000 | 99,240 | 496,198 | 0.99879 | 5,399,518 | 54.4 |
| **25** | 0.00243 | 241 | 0.00049 | 99,240 | 495,596 | 0.99612 | 4,903,320 | 49.4 |
| **30** | 0.00534 | 529 | 0.00107 | 98,999 | 493,673 | 0.98898 | 4,407,724 | 44.5 |
| **35** | 0.01673 | 1,647 | 0.00337 | 98,470 | 488,233 | 0.98613 | 3,914,052 | 39.7 |
| **40** | 0.01097 | 1,062 | 0.00221 | 96,823 | 481,460 | 0.97927 | 3,425,818 | 35.4 |
| **45** | 0.03061 | 2,931 | 0.00622 | 95,761 | 471,477 | 0.95618 | 2,944,358 | 30.7 |
| **50** | 0.05745 | 5,333 | 0.01183 | 92,830 | 450,818 | 0.93935 | 2,472,881 | 26.6 |
| **55** | 0.06404 | 5,604 | 0.01323 | 87,497 | 423,477 | 0.91411 | 2,022,063 | 23.1 |
| **60** | 0.10924 | 8,946 | 0.02311 | 81,894 | 387,104 | 0.90153 | 1,598,585 | 19.5 |
| **65** | 0.08639 | 6,302 | 0.01806 | 72,948 | 348,984 | 0.87437 | 1,211,481 | 16.6 |
| **70** | 0.16858 | 11,235 | 0.03682 | 66,646 | 305,141 | 0.83101 | 862,497 | 12.9 |
| **75** | 0.16949 | 9,392 | 0.03704 | 55,411 | 253,575 | 0.54504 [c] | 557,356 | 10.1 |
| **80+** | 1.00000 | 46,019 | 0.15149 | 46,019 | 303,781 | - | 303,781 | 6.6 |

**Nota:** *Notes:*

[a] **Daripada umur 0 hingga kumpulan umur 1-4**
*From age of 0 to age group 1-4*

[b] **Daripada umur 0, kumpulan umur 1-4 hingga kumpulan umur 5-9**
*From age of 0, age group 1-4 to age group 5-9*

[c] **Daripada umur 75 hingga 80+**
*From age of 75 to 80+*

[e] **Anggaran**
*Estimates*

**Muka surat ini sengaja dibiarkan kosong**

*This page is deliberately left blank*

# NEGERI & DAERAH PENTADBIRAN

## *STATE & ADMINISTRATIVE DISTRICT*

# KELANTAN

# 2026e

**Muka surat ini sengaja dibiarkan kosong**

*This page is deliberately left blank*

**Jadual 5.3: Jadual hayat ringkas mengikut jantina dan umur, Kelantan, 2026[e]**

*Table 5.3: Abridged life table by sex and age, Kelantan, 2026 [e]*

| **Umur** *Age* | **Kebarangkalian mati di antara umur x dan umur x+n** *Probability of dying between age x and age x+n* | **Bilangan kematian di antara umur x dan umur x+n** *Number of deaths between age x and age x+n* | **Kadar tengah mortaliti di antara umur x dan umur x+n** *Central mortality rate between age x and age x+n* | **Penakat (orang yang masih hidup) pada umur tepat x** *Survivors at exact age x* | **Bilangan orang hidup-tahun di antara umur x dan umur x+n** *Number of person-years lived between age x and age x+n* | **Nisbah ketakatan** *Survival ratio* | **Jumlah bilangan orang hidup-tahun selepas umur tepat x** *Total number of person-years lived after exact age x* | **Jangkaan hayat** *Life expectancy* |
|---|---|---|---|---|---|---|---|---|
| **x** | $_nq_x$ | $_nd_x$ | $_nm_x$ | $l_x$ | $_nL_x$ | $_nS_x$ | $T_x$ | $e_x$ |
| **Lelaki dan Perempuan** *Both sexes* | | | | | | | | |
| **0** | 0.00651 | 651 | 0.00655 | 100,000 | 99,394 | 0.99301 [a] | 7,361,412 | 73.6 |
| **1** | 0.00114 | 113 | 0.00029 | 99,349 | 397,113 | 0.99882 [b] | 7,262,018 | 73.1 |
| **5** | 0.00104 | 103 | 0.00021 | 99,235 | 495,920 | 0.99884 | 6,864,905 | 69.2 |
| **10** | 0.00128 | 127 | 0.00026 | 99,132 | 495,345 | 0.99780 | 6,368,985 | 64.2 |
| **15** | 0.00312 | 309 | 0.00063 | 99,006 | 494,255 | 0.99683 | 5,873,640 | 59.3 |
| **20** | 0.00321 | 316 | 0.00064 | 98,696 | 492,690 | 0.99620 | 5,379,386 | 54.5 |
| **25** | 0.00440 | 433 | 0.00088 | 98,380 | 490,817 | 0.99439 | 4,886,696 | 49.7 |
| **30** | 0.00683 | 669 | 0.00137 | 97,947 | 488,062 | 0.99101 | 4,395,879 | 44.9 |
| **35** | 0.01117 | 1,087 | 0.00225 | 97,278 | 483,673 | 0.98575 | 3,907,817 | 40.2 |
| **40** | 0.01737 | 1,670 | 0.00350 | 96,191 | 476,780 | 0.97762 | 3,424,144 | 35.6 |
| **45** | 0.02747 | 2,597 | 0.00557 | 94,521 | 466,111 | 0.96513 | 2,947,364 | 31.2 |
| **50** | 0.04247 | 3,904 | 0.00868 | 91,924 | 449,858 | 0.95162 | 2,481,253 | 27.0 |
| **55** | 0.05454 | 4,801 | 0.01121 | 88,020 | 428,096 | 0.93430 | 2,031,395 | 23.1 |
| **60** | 0.07751 | 6,450 | 0.01613 | 83,219 | 399,968 | 0.90917 | 1,603,299 | 19.3 |
| **65** | 0.10526 | 8,081 | 0.02222 | 76,769 | 363,641 | 0.86914 | 1,203,331 | 15.7 |
| **70** | 0.15946 | 10,953 | 0.03466 | 68,688 | 316,056 | 0.79412 | 839,690 | 12.2 |
| **75** | 0.26111 | 15,075 | 0.06006 | 57,735 | 250,986 | 0.52068 [c] | 523,634 | 9.1 |
| **80+** | 1.00000 | 42,660 | 0.15646 | 42,660 | 272,648 | - | 272,648 | 6.4 |
| **Lelaki** *Male* | | | | | | | | |
| **0** | 0.00700 | 700 | 0.00705 | 100,000 | 99,344 | 0.99251 [a] | 7,092,744 | 70.9 |
| **1** | 0.00122 | 121 | 0.00031 | 99,300 | 396,912 | 0.99862 [b] | 6,993,400 | 70.4 |
| **5** | 0.00130 | 129 | 0.00026 | 99,178 | 495,570 | 0.99858 | 6,596,489 | 66.5 |
| **10** | 0.00154 | 152 | 0.00031 | 99,050 | 494,868 | 0.99680 | 6,100,919 | 61.6 |
| **15** | 0.00486 | 481 | 0.00098 | 98,897 | 493,285 | 0.99526 | 5,606,051 | 56.7 |
| **20** | 0.00461 | 454 | 0.00092 | 98,416 | 490,947 | 0.99462 | 5,112,766 | 52.0 |
| **25** | 0.00615 | 602 | 0.00123 | 97,962 | 488,307 | 0.99261 | 4,621,819 | 47.2 |
| **30** | 0.00864 | 842 | 0.00174 | 97,360 | 484,698 | 0.98843 | 4,133,512 | 42.5 |
| **35** | 0.01452 | 1,402 | 0.00293 | 96,519 | 479,089 | 0.98215 | 3,648,815 | 37.8 |
| **40** | 0.02122 | 2,018 | 0.00429 | 95,117 | 470,539 | 0.97244 | 3,169,726 | 33.3 |
| **45** | 0.03405 | 3,170 | 0.00693 | 93,099 | 457,569 | 0.95520 | 2,699,187 | 29.0 |
| **50** | 0.05593 | 5,030 | 0.01151 | 89,929 | 437,071 | 0.93579 | 2,241,618 | 24.9 |
| **55** | 0.07299 | 6,196 | 0.01515 | 84,899 | 409,006 | 0.91501 | 1,804,547 | 21.3 |
| **60** | 0.09794 | 7,708 | 0.02060 | 78,703 | 374,245 | 0.88736 | 1,395,542 | 17.7 |
| **65** | 0.12894 | 9,154 | 0.02757 | 70,995 | 332,089 | 0.84131 | 1,021,297 | 14.4 |
| **70** | 0.19285 | 11,926 | 0.04269 | 61,841 | 279,389 | 0.75184 | 689,208 | 11.1 |
| **75** | 0.31668 | 15,807 | 0.07525 | 49,915 | 210,057 | 0.48744 [c] | 409,818 | 8.2 |
| **80+** | 1.00000 | 34,108 | 0.17074 | 34,108 | 199,761 | - | 199,761 | 5.9 |
| **Perempuan** *Female* | | | | | | | | |
| **0** | 0.00599 | 599 | 0.00602 | 100,000 | 99,442 | 0.99357 [a] | 7,650,888 | 76.5 |
| **1** | 0.00106 | 105 | 0.00026 | 99,401 | 397,345 | 0.99900 [b] | 7,551,446 | 76.0 |
| **5** | 0.00077 | 76 | 0.00015 | 99,296 | 496,292 | 0.99911 | 7,154,101 | 72.0 |
| **10** | 0.00101 | 100 | 0.00020 | 99,220 | 495,852 | 0.99887 | 6,657,809 | 67.1 |
| **15** | 0.00125 | 124 | 0.00025 | 99,120 | 495,292 | 0.99851 | 6,161,958 | 62.2 |
| **20** | 0.00172 | 171 | 0.00034 | 98,996 | 494,555 | 0.99779 | 5,666,666 | 57.2 |
| **25** | 0.00270 | 267 | 0.00054 | 98,826 | 493,462 | 0.99622 | 5,172,111 | 52.3 |
| **30** | 0.00486 | 479 | 0.00097 | 98,559 | 491,599 | 0.99381 | 4,678,649 | 47.5 |
| **35** | 0.00753 | 739 | 0.00151 | 98,081 | 488,556 | 0.98958 | 4,187,051 | 42.7 |
| **40** | 0.01334 | 1,298 | 0.00269 | 97,342 | 483,463 | 0.98297 | 3,698,495 | 38.0 |
| **45** | 0.02077 | 1,995 | 0.00420 | 96,044 | 475,231 | 0.97462 | 3,215,031 | 33.5 |
| **50** | 0.03008 | 2,829 | 0.00611 | 94,049 | 463,172 | 0.96606 | 2,739,800 | 29.1 |
| **55** | 0.03791 | 3,458 | 0.00773 | 91,220 | 447,454 | 0.95167 | 2,276,629 | 25.0 |
| **60** | 0.05917 | 5,193 | 0.01219 | 87,762 | 425,826 | 0.92877 | 1,829,175 | 20.8 |
| **65** | 0.08405 | 6,940 | 0.01755 | 82,569 | 395,494 | 0.89371 | 1,403,349 | 17.0 |
| **70** | 0.13056 | 9,874 | 0.02794 | 75,629 | 353,458 | 0.83138 | 1,007,855 | 13.3 |
| **75** | 0.21239 | 13,966 | 0.04753 | 65,754 | 293,857 | 0.55095 [c] | 654,398 | 10.0 |
| **80+** | 1.00000 | 51,789 | 0.14364 | 51,789 | 360,540 | - | 360,540 | 7.0 |

**Nota:** *Notes:*

[a] **Daripada umur 0 hingga kumpulan umur 1-4**
*From age of 0 to age group 1-4*

[b] **Daripada umur 0, kumpulan umur 1-4 hingga kumpulan umur 5-9**
*From age of 0, age group 1-4 to age group 5-9*

[c] **Daripada umur 75 hingga 80+**
*From age of 75 to 80+*

[e] **Anggaran**
*Estimates*

**Jadual 5.3.1: Jadual hayat ringkas mengikut jantina dan umur, Bachok, Kelantan, 2026[e]**

*Table 5.3.1: Abridged life table by sex and age, Bachok, Kelantan, 2026 [e]*

| **Umur** *Age* | **Kebarangkalian mati di antara umur x dan umur x+n** *Probability of dying between age x and age x+n* | **Bilangan kematian di antara umur x dan umur x+n** *Number of deaths between age x and age x+n* | **Kadar tengah mortaliti di antara umur x dan umur x+n** *Central mortality rate between age x and age x+n* | **Penakat (orang yang masih hidup) pada umur tepat x** *Survivors at exact age x* | **Bilangan orang hidup-tahun di antara umur x dan umur x+n** *Number of person-years lived between age x and age x+n* | **Nisbah ketakatan** *Survival ratio* | **Jumlah bilangan orang hidup-tahun selepas umur tepat x** *Total number of person-years lived after exact age x* | **Jangkaan hayat** *Life expectancy* |
|---|---|---|---|---|---|---|---|---|
| **x** | $_nq_x$ | $_nd_x$ | $_nm_x$ | $l_x$ | $_nL_x$ | $_nS_x$ | $T_x$ | $e_x$ |
| **Lelaki dan Perempuan** *Both sexes* | | | | | | | | |
| **0** | 0.00606 | 606 | 0.00609 | 100,000 | 99,435 | 0.99325 [a] | 7,288,812 | 72.9 |
| **1** | 0.00156 | 155 | 0.00039 | 99,394 | 397,191 | 0.99811 [b] | 7,189,377 | 72.3 |
| **5** | 0.00205 | 203 | 0.00041 | 99,239 | 495,688 | 0.99788 | 6,792,185 | 68.4 |
| **10** | 0.00219 | 217 | 0.00044 | 99,036 | 494,638 | 0.99690 | 6,296,497 | 63.6 |
| **15** | 0.00402 | 397 | 0.00080 | 98,819 | 493,104 | 0.99657 | 5,801,859 | 58.7 |
| **20** | 0.00285 | 280 | 0.00057 | 98,422 | 491,411 | 0.99623 | 5,308,755 | 53.9 |
| **25** | 0.00470 | 461 | 0.00094 | 98,142 | 489,558 | 0.99444 | 4,817,343 | 49.1 |
| **30** | 0.00643 | 628 | 0.00129 | 97,681 | 486,835 | 0.99107 | 4,327,786 | 44.3 |
| **35** | 0.01145 | 1,111 | 0.00230 | 97,053 | 482,488 | 0.98507 | 3,840,951 | 39.6 |
| **40** | 0.01846 | 1,771 | 0.00373 | 95,942 | 475,284 | 0.97504 | 3,358,462 | 35.0 |
| **45** | 0.03157 | 2,973 | 0.00642 | 94,171 | 463,423 | 0.96294 | 2,883,178 | 30.6 |
| **50** | 0.04272 | 3,896 | 0.00873 | 91,198 | 446,250 | 0.95247 | 2,419,755 | 26.5 |
| **55** | 0.05255 | 4,588 | 0.01079 | 87,302 | 425,041 | 0.94052 | 1,973,505 | 22.6 |
| **60** | 0.06679 | 5,525 | 0.01382 | 82,714 | 399,761 | 0.91123 | 1,548,463 | 18.7 |
| **65** | 0.11232 | 8,670 | 0.02380 | 77,190 | 364,275 | 0.85674 | 1,148,702 | 14.9 |
| **70** | 0.17812 | 12,205 | 0.03911 | 68,520 | 312,087 | 0.75898 | 784,428 | 11.4 |
| **75** | 0.31755 | 17,883 | 0.07550 | 56,315 | 236,867 | 0.49852 [c] | 472,340 | 8.4 |
| **80+** | 1.00000 | 38,432 | 0.16321 | 38,432 | 235,473 | - | 235,473 | 6.1 |
| **Lelaki** *Male* | | | | | | | | |
| **0** | 0.00610 | 610 | 0.00613 | 100,000 | 99,427 | 0.99340 [a] | 7,006,065 | 70.1 |
| **1** | 0.00122 | 121 | 0.00030 | 99,390 | 397,275 | 0.99827 [b] | 6,906,639 | 69.5 |
| **5** | 0.00202 | 201 | 0.00040 | 99,269 | 495,845 | 0.99714 | 6,509,364 | 65.6 |
| **10** | 0.00369 | 366 | 0.00074 | 99,069 | 494,428 | 0.99504 | 6,013,519 | 60.7 |
| **15** | 0.00622 | 614 | 0.00125 | 98,703 | 491,977 | 0.99409 | 5,519,091 | 55.9 |
| **20** | 0.00560 | 549 | 0.00112 | 98,088 | 489,069 | 0.99350 | 5,027,114 | 51.3 |
| **25** | 0.00739 | 721 | 0.00148 | 97,539 | 485,892 | 0.99155 | 4,538,045 | 46.5 |
| **30** | 0.00951 | 921 | 0.00191 | 96,818 | 481,786 | 0.98912 | 4,052,153 | 41.9 |
| **35** | 0.01225 | 1,175 | 0.00247 | 95,897 | 476,546 | 0.98340 | 3,570,367 | 37.2 |
| **40** | 0.02100 | 1,989 | 0.00424 | 94,722 | 468,634 | 0.97022 | 3,093,822 | 32.7 |
| **45** | 0.03875 | 3,594 | 0.00790 | 92,732 | 454,677 | 0.95405 | 2,625,187 | 28.3 |
| **50** | 0.05343 | 4,763 | 0.01098 | 89,138 | 433,785 | 0.94124 | 2,170,511 | 24.3 |
| **55** | 0.06438 | 5,432 | 0.01330 | 84,375 | 408,298 | 0.92929 | 1,736,726 | 20.6 |
| **60** | 0.07747 | 6,116 | 0.01612 | 78,944 | 379,428 | 0.89043 | 1,328,428 | 16.8 |
| **65** | 0.14437 | 10,514 | 0.03112 | 72,827 | 337,852 | 0.81307 | 949,001 | 13.0 |
| **70** | 0.23667 | 14,748 | 0.05369 | 62,313 | 274,698 | 0.68230 | 611,149 | 9.8 |
| **75** | 0.42385 | 20,161 | 0.10757 | 47,566 | 187,427 | 0.44293 [c] | 336,451 | 7.1 |
| **80+** | 1.00000 | 27,405 | 0.18390 | 27,405 | 149,024 | - | 149,024 | 5.4 |
| **Perempuan** *Female* | | | | | | | | |
| **0** | 0.00602 | 602 | 0.00605 | 100,000 | 99,439 | 0.99312 [a] | 7,582,171 | 75.8 |
| **1** | 0.00191 | 190 | 0.00048 | 99,398 | 397,120 | 0.99792 [b] | 7,482,732 | 75.3 |
| **5** | 0.00207 | 206 | 0.00041 | 99,208 | 495,525 | 0.99860 | 7,085,613 | 71.4 |
| **10** | 0.00072 | 71 | 0.00014 | 99,002 | 494,833 | 0.99867 | 6,590,087 | 66.6 |
| **15** | 0.00195 | 193 | 0.00039 | 98,931 | 494,173 | 0.99880 | 6,095,254 | 61.6 |
| **20** | 0.00044 | 44 | 0.00009 | 98,738 | 493,582 | 0.99865 | 5,601,081 | 56.7 |
| **25** | 0.00225 | 222 | 0.00045 | 98,694 | 492,918 | 0.99718 | 5,107,499 | 51.8 |
| **30** | 0.00340 | 334 | 0.00068 | 98,473 | 491,528 | 0.99300 | 4,614,581 | 46.9 |
| **35** | 0.01061 | 1,041 | 0.00213 | 98,138 | 488,089 | 0.98678 | 4,123,054 | 42.0 |
| **40** | 0.01585 | 1,539 | 0.00320 | 97,097 | 481,639 | 0.97980 | 3,634,964 | 37.4 |
| **45** | 0.02461 | 2,352 | 0.00498 | 95,558 | 471,911 | 0.97114 | 3,153,325 | 33.0 |
| **50** | 0.03321 | 3,095 | 0.00675 | 93,206 | 458,293 | 0.96287 | 2,681,414 | 28.8 |
| **55** | 0.04119 | 3,712 | 0.00841 | 90,111 | 441,275 | 0.95110 | 2,223,121 | 24.7 |
| **60** | 0.05693 | 4,919 | 0.01172 | 86,399 | 419,698 | 0.92980 | 1,781,846 | 20.6 |
| **65** | 0.08426 | 6,866 | 0.01759 | 81,480 | 390,237 | 0.89497 | 1,362,148 | 16.7 |
| **70** | 0.12770 | 9,528 | 0.02728 | 74,615 | 349,252 | 0.81945 | 971,910 | 13.0 |
| **75** | 0.24113 | 15,694 | 0.05484 | 65,086 | 286,196 | 0.54036 [c] | 622,658 | 9.6 |
| **80+** | 1.00000 | 49,392 | 0.14680 | 49,392 | 336,462 | - | 336,462 | 6.8 |

**Nota:** *Notes:*

[a] **Daripada umur 0 hingga kumpulan umur 1-4**
*From age of 0 to age group 1-4*

[b] **Daripada umur 0, kumpulan umur 1-4 hingga kumpulan umur 5-9**
*From age of 0, age group 1-4 to age group 5-9*

[c] **Daripada umur 75 hingga 80+**
*From age of 75 to 80+*

[e] **Anggaran**
*Estimates*

**Jadual 5.3.2: Jadual hayat ringkas mengikut jantina dan umur, Kota Bharu, Kelantan, 2026[e]**

*Table 5.3.2: Abridged life table by sex and age, Kota Bharu, Kelantan, 2026 [e]*

| **Umur** *Age* | **Kebarangkalian mati di antara umur x dan umur x+n** *Probability of dying between age x and age x+n* | **Bilangan kematian di antara umur x dan umur x+n** *Number of deaths between age x and age x+n* | **Kadar tengah mortaliti di antara umur x dan umur x+n** *Central mortality rate between age x and age x+n* | **Penakat (orang yang masih hidup) pada umur tepat x** *Survivors at exact age x* | **Bilangan orang hidup-tahun di antara umur x dan umur x+n** *Number of person-years lived between age x and age x+n* | **Nisbah ketakatan** *Survival ratio* | **Jumlah bilangan orang hidup-tahun selepas umur tepat x** *Total number of person-years lived after exact age x* | **Jangkaan hayat** *Life expectancy* |
|---|---|---|---|---|---|---|---|---|
| **x** | $_nq_x$ | $_nd_x$ | $_nm_x$ | $l_x$ | $_nL_x$ | $_nS_x$ | $T_x$ | $e_x$ |
| **Lelaki dan Perempuan** *Both sexes* | | | | | | | | |
| **0** | 0.00697 | 697 | 0.00702 | 100,000 | 99,352 | 0.99293 [a] | 7,460,915 | 74.6 |
| **1** | 0.00040 | 40 | 0.00010 | 99,303 | 397,112 | 0.99934 [b] | 7,361,563 | 74.1 |
| **5** | 0.00071 | 71 | 0.00014 | 99,263 | 496,138 | 0.99884 | 6,964,451 | 70.2 |
| **10** | 0.00160 | 159 | 0.00032 | 99,192 | 495,565 | 0.99747 | 6,468,313 | 65.2 |
| **15** | 0.00345 | 342 | 0.00069 | 99,033 | 494,312 | 0.99701 | 5,972,748 | 60.3 |
| **20** | 0.00253 | 249 | 0.00051 | 98,691 | 492,834 | 0.99723 | 5,478,436 | 55.5 |
| **25** | 0.00301 | 296 | 0.00060 | 98,442 | 491,471 | 0.99587 | 4,985,602 | 50.6 |
| **30** | 0.00525 | 515 | 0.00105 | 98,146 | 489,443 | 0.99284 | 4,494,131 | 45.8 |
| **35** | 0.00907 | 886 | 0.00182 | 97,631 | 485,941 | 0.98689 | 4,004,688 | 41.0 |
| **40** | 0.01719 | 1,663 | 0.00347 | 96,745 | 479,570 | 0.97944 | 3,518,747 | 36.4 |
| **45** | 0.02400 | 2,282 | 0.00486 | 95,083 | 469,709 | 0.96944 | 3,039,177 | 32.0 |
| **50** | 0.03728 | 3,460 | 0.00760 | 92,801 | 455,354 | 0.95550 | 2,569,468 | 27.7 |
| **55** | 0.05199 | 4,644 | 0.01067 | 89,341 | 435,093 | 0.93450 | 2,114,114 | 23.7 |
| **60** | 0.07975 | 6,755 | 0.01661 | 84,696 | 406,596 | 0.91603 | 1,679,021 | 19.8 |
| **65** | 0.08855 | 6,902 | 0.01853 | 77,942 | 372,454 | 0.88220 | 1,272,425 | 16.3 |
| **70** | 0.14989 | 10,648 | 0.03241 | 71,040 | 328,579 | 0.81064 | 899,971 | 12.7 |
| **75** | 0.23580 | 14,240 | 0.05346 | 60,392 | 266,358 | 0.53384 [c] | 571,392 | 9.5 |
| **80+** | 1.00000 | 46,151 | 0.15130 | 46,151 | 305,035 | - | 305,035 | 6.6 |
| **Lelaki** *Male* | | | | | | | | |
| **0** | 0.00700 | 700 | 0.00704 | 100,000 | 99,344 | 0.99282 [a] | 7,206,752 | 72.1 |
| **1** | 0.00058 | 58 | 0.00014 | 99,300 | 397,064 | 0.99922 [b] | 7,107,408 | 71.6 |
| **5** | 0.00078 | 78 | 0.00016 | 99,243 | 496,019 | 0.99854 | 6,710,344 | 67.6 |
| **10** | 0.00214 | 212 | 0.00043 | 99,165 | 495,294 | 0.99637 | 6,214,325 | 62.7 |
| **15** | 0.00512 | 506 | 0.00103 | 98,953 | 493,498 | 0.99585 | 5,719,030 | 57.8 |
| **20** | 0.00319 | 314 | 0.00064 | 98,446 | 491,448 | 0.99631 | 5,225,532 | 53.1 |
| **25** | 0.00419 | 411 | 0.00084 | 98,133 | 489,636 | 0.99483 | 4,734,084 | 48.2 |
| **30** | 0.00615 | 601 | 0.00123 | 97,721 | 487,105 | 0.99100 | 4,244,448 | 43.4 |
| **35** | 0.01188 | 1,153 | 0.00239 | 97,121 | 482,720 | 0.98453 | 3,757,343 | 38.7 |
| **40** | 0.01911 | 1,834 | 0.00386 | 95,967 | 475,252 | 0.97610 | 3,274,623 | 34.1 |
| **45** | 0.02878 | 2,709 | 0.00584 | 94,134 | 463,896 | 0.95987 | 2,799,371 | 29.7 |
| **50** | 0.05182 | 4,738 | 0.01064 | 91,425 | 445,278 | 0.93825 | 2,335,475 | 25.5 |
| **55** | 0.07223 | 6,261 | 0.01499 | 86,687 | 417,781 | 0.91128 | 1,890,197 | 21.8 |
| **60** | 0.10650 | 8,566 | 0.02250 | 80,425 | 380,713 | 0.89649 | 1,472,416 | 18.3 |
| **65** | 0.10015 | 7,197 | 0.02109 | 71,860 | 341,307 | 0.86185 | 1,091,703 | 15.2 |
| **70** | 0.18038 | 11,664 | 0.03965 | 64,663 | 294,155 | 0.77102 | 750,396 | 11.6 |
| **75** | 0.28827 | 15,278 | 0.06736 | 52,999 | 226,801 | 0.50289 [c] | 456,241 | 8.6 |
| **80+** | 1.00000 | 37,721 | 0.16440 | 37,721 | 229,440 | - | 229,440 | 6.1 |
| **Perempuan** *Female* | | | | | | | | |
| **0** | 0.00695 | 695 | 0.00699 | 100,000 | 99,355 | 0.99305 [a] | 7,725,089 | 77.3 |
| **1** | 0.00021 | 21 | 0.00005 | 99,305 | 397,171 | 0.99948 [b] | 7,625,735 | 76.8 |
| **5** | 0.00064 | 63 | 0.00013 | 99,285 | 496,266 | 0.99917 | 7,228,564 | 72.8 |
| **10** | 0.00103 | 102 | 0.00021 | 99,222 | 495,853 | 0.99865 | 6,732,298 | 67.9 |
| **15** | 0.00168 | 167 | 0.00034 | 99,120 | 495,181 | 0.99824 | 6,236,445 | 62.9 |
| **20** | 0.00183 | 182 | 0.00037 | 98,953 | 494,311 | 0.99812 | 5,741,263 | 58.0 |
| **25** | 0.00192 | 190 | 0.00038 | 98,771 | 493,383 | 0.99690 | 5,246,952 | 53.1 |
| **30** | 0.00428 | 422 | 0.00086 | 98,582 | 491,854 | 0.99487 | 4,753,569 | 48.2 |
| **35** | 0.00599 | 588 | 0.00120 | 98,160 | 489,330 | 0.98947 | 4,261,715 | 43.4 |
| **40** | 0.01509 | 1,473 | 0.00304 | 97,572 | 484,179 | 0.98286 | 3,772,385 | 38.7 |
| **45** | 0.01921 | 1,846 | 0.00388 | 96,099 | 475,882 | 0.97822 | 3,288,206 | 34.2 |
| **50** | 0.02441 | 2,300 | 0.00494 | 94,253 | 465,516 | 0.97087 | 2,812,324 | 29.8 |
| **55** | 0.03396 | 3,123 | 0.00691 | 91,953 | 451,957 | 0.95498 | 2,346,809 | 25.5 |
| **60** | 0.05648 | 5,017 | 0.01162 | 88,830 | 431,608 | 0.93283 | 1,894,851 | 21.3 |
| **65** | 0.07850 | 6,579 | 0.01634 | 83,813 | 402,618 | 0.90001 | 1,463,243 | 17.5 |
| **70** | 0.12331 | 9,524 | 0.02628 | 77,234 | 362,360 | 0.84531 | 1,060,625 | 13.7 |
| **75** | 0.19048 | 12,897 | 0.04211 | 67,710 | 306,308 | 0.56133 [c] | 698,265 | 10.3 |
| **80+** | 1.00000 | 54,813 | 0.13984 | 54,813 | 391,957 | - | 391,957 | 7.2 |

**Nota:** *Notes:*

[a] **Daripada umur 0 hingga kumpulan umur 1-4**
*From age of 0 to age group 1-4*

[b] **Daripada umur 0, kumpulan umur 1-4 hingga kumpulan umur 5-9**
*From age of 0, age group 1-4 to age group 5-9*

[c] **Daripada umur 75 hingga 80+**
*From age of 75 to 80+*

[e] **Anggaran**
*Estimates*

**Jadual 5.3.3: Jadual hayat ringkas mengikut jantina dan umur, Machang, Kelantan, 2026[e]**

*Table 5.3.3: Abridged life table by sex and age, Machang, Kelantan, 2026 [e]*

| **Umur** *Age* | **Kebarangkalian mati di antara umur x dan umur x+n** *Probability of dying between age x and age x+n* | **Bilangan kematian di antara umur x dan umur x+n** *Number of deaths between age x and age x+n* | **Kadar tengah mortaliti di antara umur x dan umur x+n** *Central mortality rate between age x and age x+n* | **Penakat (orang yang masih hidup) pada umur tepat x** *Survivors at exact age x* | **Bilangan orang hidup-tahun di antara umur x dan umur x+n** *Number of person-years lived between age x and age x+n* | **Nisbah ketakatan** *Survival ratio* | **Jumlah bilangan orang hidup-tahun selepas umur tepat x** *Total number of person-years lived after exact age x* | **Jangkaan hayat** *Life expectancy* |
|---|---|---|---|---|---|---|---|---|
| **x** | $_nq_x$ | $_nd_x$ | $_nm_x$ | $l_x$ | $_nL_x$ | $_nS_x$ | $T_x$ | $e_x$ |
| **Lelaki dan Perempuan** *Both sexes* | | | | | | | | |
| **0** | 0.00275 | 275 | 0.00276 | 100,000 | 99,741 | 0.99728 [a] | 7,329,627 | 73.3 |
| **1** | 0.00000 | - | 0.00000 | 99,725 | 398,900 | 0.99976 [b] | 7,229,886 | 72.5 |
| **5** | 0.00042 | 42 | 0.00008 | 99,725 | 498,520 | 0.99939 | 6,830,986 | 68.5 |
| **10** | 0.00081 | 80 | 0.00016 | 99,683 | 498,214 | 0.99792 | 6,332,466 | 63.5 |
| **15** | 0.00336 | 335 | 0.00067 | 99,603 | 497,175 | 0.99627 | 5,834,253 | 58.6 |
| **20** | 0.00411 | 408 | 0.00082 | 99,268 | 495,319 | 0.99391 | 5,337,078 | 53.8 |
| **25** | 0.00808 | 798 | 0.00162 | 98,860 | 492,304 | 0.99300 | 4,841,759 | 49.0 |
| **30** | 0.00591 | 579 | 0.00119 | 98,061 | 488,859 | 0.98770 | 4,349,455 | 44.4 |
| **35** | 0.01873 | 1,826 | 0.00378 | 97,482 | 482,844 | 0.97678 | 3,860,597 | 39.6 |
| **40** | 0.02779 | 2,658 | 0.00564 | 95,656 | 471,634 | 0.97038 | 3,377,752 | 35.3 |
| **45** | 0.03150 | 2,929 | 0.00640 | 92,998 | 457,666 | 0.96228 | 2,906,118 | 31.2 |
| **50** | 0.04415 | 3,977 | 0.00903 | 90,069 | 440,402 | 0.94847 | 2,448,452 | 27.2 |
| **55** | 0.05925 | 5,101 | 0.01221 | 86,092 | 417,708 | 0.92838 | 2,008,050 | 23.3 |
| **60** | 0.08477 | 6,866 | 0.01770 | 80,991 | 387,790 | 0.90226 | 1,590,343 | 19.6 |
| **65** | 0.11190 | 8,295 | 0.02371 | 74,125 | 349,889 | 0.87572 | 1,202,553 | 16.2 |
| **70** | 0.13822 | 9,099 | 0.02970 | 65,831 | 306,405 | 0.82848 | 852,663 | 13.0 |
| **75** | 0.21015 | 11,922 | 0.04697 | 56,732 | 253,852 | 0.53529 [c] | 546,258 | 9.6 |
| **80+** | 1.00000 | 44,809 | 0.15324 | 44,809 | 292,406 | - | 292,406 | 6.5 |
| **Lelaki** *Male* | | | | | | | | |
| **0** | 0.00319 | 319 | 0.00320 | 100,000 | 99,697 | 0.99684 [a] | 6,932,225 | 69.3 |
| **1** | 0.00000 | - | 0.00000 | 99,681 | 398,723 | 0.99954 [b] | 6,832,528 | 68.5 |
| **5** | 0.00086 | 86 | 0.00017 | 99,681 | 498,188 | 0.99876 | 6,433,805 | 64.5 |
| **10** | 0.00161 | 160 | 0.00032 | 99,595 | 497,573 | 0.99641 | 5,935,617 | 59.6 |
| **15** | 0.00558 | 555 | 0.00112 | 99,434 | 495,785 | 0.99365 | 5,438,044 | 54.7 |
| **20** | 0.00712 | 704 | 0.00143 | 98,880 | 492,638 | 0.98968 | 4,942,259 | 50.0 |
| **25** | 0.01355 | 1,330 | 0.00273 | 98,175 | 487,552 | 0.98909 | 4,449,621 | 45.3 |
| **30** | 0.00824 | 798 | 0.00165 | 96,845 | 482,232 | 0.98216 | 3,962,069 | 40.9 |
| **35** | 0.02752 | 2,643 | 0.00558 | 96,048 | 473,630 | 0.96858 | 3,479,837 | 36.2 |
| **40** | 0.03544 | 3,310 | 0.00722 | 93,404 | 458,746 | 0.96017 | 3,006,207 | 32.2 |
| **45** | 0.04439 | 4,000 | 0.00908 | 90,094 | 440,472 | 0.94596 | 2,547,461 | 28.3 |
| **50** | 0.06414 | 5,522 | 0.01325 | 86,095 | 416,667 | 0.92520 | 2,106,990 | 24.5 |
| **55** | 0.08619 | 6,944 | 0.01801 | 80,572 | 385,500 | 0.90165 | 1,690,322 | 21.0 |
| **60** | 0.11165 | 8,221 | 0.02365 | 73,628 | 347,588 | 0.87417 | 1,304,822 | 17.7 |
| **65** | 0.14179 | 9,274 | 0.03052 | 65,407 | 303,852 | 0.84386 | 957,234 | 14.6 |
| **70** | 0.17286 | 9,703 | 0.03784 | 56,133 | 256,409 | 0.78140 | 653,382 | 11.6 |
| **75** | 0.27390 | 12,717 | 0.06347 | 46,430 | 200,358 | 0.49529 [c] | 396,973 | 8.5 |
| **80+** | 1.00000 | 33,713 | 0.17147 | 33,713 | 196,616 | - | 196,616 | 5.8 |
| **Perempuan** *Female* | | | | | | | | |
| **0** | 0.00228 | 228 | 0.00228 | 100,000 | 99,785 | 0.99775 [a] | 7,779,504 | 77.8 |
| **1** | 0.00000 | - | 0.00000 | 99,772 | 399,090 | 0.99997 [b] | 7,679,719 | 77.0 |
| **5** | 0.00000 | - | 0.00000 | 99,772 | 498,862 | 1.00000 | 7,280,629 | 73.0 |
| **10** | 0.00000 | - | 0.00000 | 99,772 | 498,862 | 0.99956 | 6,781,767 | 68.0 |
| **15** | 0.00089 | 89 | 0.00018 | 99,772 | 498,640 | 0.99913 | 6,282,904 | 63.0 |
| **20** | 0.00085 | 85 | 0.00017 | 99,684 | 498,206 | 0.99781 | 5,784,264 | 58.0 |
| **25** | 0.00352 | 351 | 0.00071 | 99,599 | 497,116 | 0.99664 | 5,286,058 | 53.1 |
| **30** | 0.00320 | 317 | 0.00064 | 99,248 | 495,445 | 0.99349 | 4,788,942 | 48.3 |
| **35** | 0.00984 | 973 | 0.00198 | 98,930 | 492,219 | 0.98568 | 4,293,497 | 43.4 |
| **40** | 0.01884 | 1,845 | 0.00380 | 97,957 | 485,173 | 0.98154 | 3,801,278 | 38.8 |
| **45** | 0.01808 | 1,737 | 0.00365 | 96,112 | 476,216 | 0.97833 | 3,316,105 | 34.5 |
| **50** | 0.02533 | 2,390 | 0.00513 | 94,374 | 465,897 | 0.96971 | 2,839,890 | 30.1 |
| **55** | 0.03539 | 3,255 | 0.00721 | 91,984 | 451,784 | 0.95278 | 2,373,993 | 25.8 |
| **60** | 0.05948 | 5,277 | 0.01226 | 88,729 | 430,452 | 0.92779 | 1,922,209 | 21.7 |
| **65** | 0.08574 | 7,155 | 0.01792 | 83,452 | 399,371 | 0.90289 | 1,491,757 | 17.9 |
| **70** | 0.10956 | 8,359 | 0.02318 | 76,297 | 360,587 | 0.86832 | 1,092,385 | 14.3 |
| **75** | 0.15652 | 10,634 | 0.03396 | 67,938 | 313,105 | 0.57214 [c] | 731,799 | 10.8 |
| **80+** | 1.00000 | 57,304 | 0.13686 | 57,304 | 418,694 | - | 418,694 | 7.3 |

**Nota:** *Notes:*

[a] **Daripada umur 0 hingga kumpulan umur 1-4**
*From age of 0 to age group 1-4*

[b] **Daripada umur 0, kumpulan umur 1-4 hingga kumpulan umur 5-9**
*From age of 0, age group 1-4 to age group 5-9*

[c] **Daripada umur 75 hingga 80+**
*From age of 75 to 80+*

[e] **Anggaran**
*Estimates*

**Jadual 5.3.4: Jadual hayat ringkas mengikut jantina dan umur, Pasir Mas, Kelantan, 2026[e]**

*Table 5.3.4: Abridged life table by sex and age, Pasir Mas, Kelantan, 2026 [e]*

| **Umur** *Age* | **Kebarangkalian mati di antara umur x dan umur x+n** *Probability of dying between age x and age x+n* | **Bilangan kematian di antara umur x dan umur x+n** *Number of deaths between age x and age x+n* | **Kadar tengah mortaliti di antara umur x dan umur x+n** *Central mortality rate between age x and age x+n* | **Penakat (orang yang masih hidup) pada umur tepat x** *Survivors at exact age x* | **Bilangan orang hidup-tahun di antara umur x dan umur x+n** *Number of person-years lived between age x and age x+n* | **Nisbah ketakatan** *Survival ratio* | **Jumlah bilangan orang hidup-tahun selepas umur tepat x** *Total number of person-years lived after exact age x* | **Jangkaan hayat** *Life expectancy* |
|---|---|---|---|---|---|---|---|---|
| **x** | $_nq_x$ | $_nd_x$ | $_nm_x$ | $l_x$ | $_nL_x$ | $_nS_x$ | $T_x$ | $e_x$ |
| **Lelaki dan Perempuan** *Both sexes* | | | | | | | | |
| **0** | 0.00602 | 602 | 0.00605 | 100,000 | 99,439 | 0.99299 [a] | 7,388,821 | 73.9 |
| **1** | 0.00216 | 215 | 0.00054 | 99,398 | 397,058 | 0.99778 [b] | 7,289,382 | 73.3 |
| **5** | 0.00211 | 209 | 0.00042 | 99,183 | 495,393 | 0.99846 | 6,892,324 | 69.5 |
| **10** | 0.00097 | 96 | 0.00019 | 98,974 | 494,630 | 0.99887 | 6,396,931 | 64.6 |
| **15** | 0.00129 | 128 | 0.00026 | 98,878 | 494,071 | 0.99802 | 5,902,300 | 59.7 |
| **20** | 0.00267 | 264 | 0.00053 | 98,750 | 493,093 | 0.99642 | 5,408,229 | 54.8 |
| **25** | 0.00450 | 443 | 0.00090 | 98,487 | 491,327 | 0.99410 | 4,915,136 | 49.9 |
| **30** | 0.00731 | 717 | 0.00147 | 98,044 | 488,428 | 0.99088 | 4,423,809 | 45.1 |
| **35** | 0.01095 | 1,066 | 0.00220 | 97,327 | 483,972 | 0.98931 | 3,935,381 | 40.4 |
| **40** | 0.01042 | 1,003 | 0.00210 | 96,261 | 478,799 | 0.98095 | 3,451,409 | 35.9 |
| **45** | 0.02776 | 2,645 | 0.00563 | 95,258 | 469,679 | 0.96310 | 2,972,610 | 31.2 |
| **50** | 0.04629 | 4,287 | 0.00948 | 92,613 | 452,350 | 0.94377 | 2,502,930 | 27.0 |
| **55** | 0.06666 | 5,888 | 0.01379 | 88,327 | 426,914 | 0.93422 | 2,050,580 | 23.2 |
| **60** | 0.06485 | 5,346 | 0.01340 | 82,439 | 398,830 | 0.91771 | 1,623,666 | 19.7 |
| **65** | 0.10093 | 7,781 | 0.02126 | 77,093 | 366,012 | 0.87757 | 1,224,835 | 15.9 |
| **70** | 0.14634 | 10,143 | 0.03158 | 69,312 | 321,201 | 0.79953 | 858,823 | 12.4 |
| **75** | 0.26387 | 15,613 | 0.06080 | 59,169 | 256,810 | 0.52232 [c] | 537,622 | 9.1 |
| **80+** | 1.00000 | 43,556 | 0.15511 | 43,556 | 280,812 | - | 280,812 | 6.4 |
| **Lelaki** *Male* | | | | | | | | |
| **0** | 0.00625 | 625 | 0.00629 | 100,000 | 99,413 | 0.99253 [a] | 7,134,242 | 71.3 |
| **1** | 0.00275 | 273 | 0.00069 | 99,375 | 396,854 | 0.99718 [b] | 7,034,829 | 70.8 |
| **5** | 0.00258 | 256 | 0.00052 | 99,102 | 494,868 | 0.99853 | 6,637,975 | 67.0 |
| **10** | 0.00036 | 36 | 0.00007 | 98,846 | 494,139 | 0.99859 | 6,143,107 | 62.1 |
| **15** | 0.00245 | 242 | 0.00049 | 98,810 | 493,445 | 0.99727 | 5,648,968 | 57.2 |
| **20** | 0.00301 | 296 | 0.00060 | 98,568 | 492,098 | 0.99560 | 5,155,523 | 52.3 |
| **25** | 0.00579 | 569 | 0.00116 | 98,271 | 489,935 | 0.99144 | 4,663,424 | 47.5 |
| **30** | 0.01134 | 1,108 | 0.00228 | 97,702 | 485,742 | 0.98801 | 4,173,490 | 42.7 |
| **35** | 0.01265 | 1,222 | 0.00255 | 96,594 | 479,918 | 0.98626 | 3,687,748 | 38.2 |
| **40** | 0.01484 | 1,416 | 0.00299 | 95,373 | 473,324 | 0.97670 | 3,207,830 | 33.6 |
| **45** | 0.03188 | 2,995 | 0.00648 | 93,957 | 462,296 | 0.95389 | 2,734,506 | 29.1 |
| **50** | 0.06081 | 5,532 | 0.01254 | 90,961 | 440,978 | 0.92757 | 2,272,210 | 25.0 |
| **55** | 0.08481 | 7,245 | 0.01771 | 85,430 | 409,037 | 0.91760 | 1,831,232 | 21.4 |
| **60** | 0.07976 | 6,236 | 0.01662 | 78,185 | 375,333 | 0.89405 | 1,422,195 | 18.2 |
| **65** | 0.13440 | 9,670 | 0.02882 | 71,948 | 335,567 | 0.84426 | 1,046,863 | 14.6 |
| **70** | 0.18040 | 11,235 | 0.03966 | 62,278 | 283,304 | 0.76422 | 711,296 | 11.4 |
| **75** | 0.30336 | 15,484 | 0.07152 | 51,043 | 216,506 | 0.49413 [c] | 427,991 | 8.4 |
| **80+** | 1.00000 | 35,559 | 0.16814 | 35,559 | 211,485 | - | 211,485 | 5.9 |
| **Perempuan** *Female* | | | | | | | | |
| **0** | 0.00577 | 577 | 0.00580 | 100,000 | 99,462 | 0.99356 [a] | 7,653,608 | 76.5 |
| **1** | 0.00151 | 151 | 0.00038 | 99,423 | 397,318 | 0.99836 [b] | 7,554,146 | 76.0 |
| **5** | 0.00161 | 160 | 0.00032 | 99,272 | 495,963 | 0.99835 | 7,156,828 | 72.1 |
| **10** | 0.00169 | 168 | 0.00034 | 99,113 | 495,144 | 0.99915 | 6,660,865 | 67.2 |
| **15** | 0.00000 | - | 0.00000 | 98,945 | 494,724 | 0.99887 | 6,165,722 | 62.3 |
| **20** | 0.00227 | 224 | 0.00045 | 98,945 | 494,164 | 0.99724 | 5,670,997 | 57.3 |
| **25** | 0.00325 | 321 | 0.00065 | 98,721 | 492,802 | 0.99677 | 5,176,834 | 52.4 |
| **30** | 0.00321 | 316 | 0.00064 | 98,400 | 491,211 | 0.99382 | 4,684,032 | 47.6 |
| **35** | 0.00916 | 898 | 0.00184 | 98,084 | 488,177 | 0.99227 | 4,192,821 | 42.7 |
| **40** | 0.00629 | 612 | 0.00126 | 97,186 | 484,402 | 0.98525 | 3,704,644 | 38.1 |
| **45** | 0.02326 | 2,246 | 0.00471 | 96,575 | 477,257 | 0.97237 | 3,220,242 | 33.3 |
| **50** | 0.03211 | 3,029 | 0.00653 | 94,328 | 464,069 | 0.95850 | 2,742,985 | 29.1 |
| **55** | 0.05120 | 4,674 | 0.01051 | 91,299 | 444,811 | 0.94897 | 2,278,916 | 25.0 |
| **60** | 0.05085 | 4,405 | 0.01043 | 86,625 | 422,114 | 0.93866 | 1,834,105 | 21.2 |
| **65** | 0.07239 | 5,952 | 0.01502 | 82,220 | 396,222 | 0.90608 | 1,411,991 | 17.2 |
| **70** | 0.11712 | 8,933 | 0.02488 | 76,268 | 359,011 | 0.82866 | 1,015,769 | 13.3 |
| **75** | 0.23275 | 15,673 | 0.05268 | 67,336 | 297,497 | 0.54702 [c] | 656,758 | 9.8 |
| **80+** | 1.00000 | 51,663 | 0.14380 | 51,663 | 359,261 | - | 359,261 | 7.0 |

**Nota:** *Notes:*

[a] **Daripada umur 0 hingga kumpulan umur 1-4**
*From age of 0 to age group 1-4*

[b] **Daripada umur 0, kumpulan umur 1-4 hingga kumpulan umur 5-9**
*From age of 0, age group 1-4 to age group 5-9*

[c] **Daripada umur 75 hingga 80+**
*From age of 75 to 80+*

[e] **Anggaran**
*Estimates*

**Jadual 5.3.5: Jadual hayat ringkas mengikut jantina dan umur, Pasir Puteh, Kelantan, 2026[e]**

*Table 5.3.5: Abridged life table by sex and age, Pasir Puteh, Kelantan, 2026 [e]*

| **Umur** *Age* | **Kebarangkalian mati di antara umur x dan umur x+n** *Probability of dying between age x and age x+n* | **Bilangan kematian di antara umur x dan umur x+n** *Number of deaths between age x and age x+n* | **Kadar tengah mortaliti di antara umur x dan umur x+n** *Central mortality rate between age x and age x+n* | **Penakat (orang yang masih hidup) pada umur tepat x** *Survivors at exact age x* | **Bilangan orang hidup-tahun di antara umur x dan umur x+n** *Number of person-years lived between age x and age x+n* | **Nisbah ketakatan** *Survival ratio* | **Jumlah bilangan orang hidup-tahun selepas umur tepat x** *Total number of person-years lived after exact age x* | **Jangkaan hayat** *Life expectancy* |
|---|---|---|---|---|---|---|---|---|
| **x** | $_nq_x$ | $_nd_x$ | $_nm_x$ | $l_x$ | $_nL_x$ | $_nS_x$ | $T_x$ | $e_x$ |
| **Lelaki dan Perempuan** *Both sexes* | | | | | | | | |
| **0** | 0.00832 | 832 | 0.00838 | 100,000 | 99,231 | 0.99129 [a] | 7,194,838 | 71.9 |
| **1** | 0.00104 | 103 | 0.00026 | 99,168 | 396,416 | 0.99916 [b] | 7,095,608 | 71.6 |
| **5** | 0.00038 | 37 | 0.00008 | 99,065 | 495,232 | 0.99932 | 6,699,191 | 67.6 |
| **10** | 0.00098 | 97 | 0.00020 | 99,028 | 494,897 | 0.99889 | 6,203,959 | 62.6 |
| **15** | 0.00125 | 124 | 0.00025 | 98,931 | 494,346 | 0.99746 | 5,709,063 | 57.7 |
| **20** | 0.00383 | 379 | 0.00077 | 98,807 | 493,091 | 0.99565 | 5,214,717 | 52.8 |
| **25** | 0.00487 | 480 | 0.00098 | 98,429 | 490,945 | 0.99325 | 4,721,626 | 48.0 |
| **30** | 0.00863 | 845 | 0.00173 | 97,949 | 487,633 | 0.98660 | 4,230,681 | 43.2 |
| **35** | 0.01821 | 1,769 | 0.00368 | 97,104 | 481,098 | 0.97859 | 3,743,048 | 38.5 |
| **40** | 0.02467 | 2,352 | 0.00500 | 95,335 | 470,797 | 0.97364 | 3,261,950 | 34.2 |
| **45** | 0.02810 | 2,613 | 0.00570 | 92,984 | 458,386 | 0.96442 | 2,791,153 | 30.0 |
| **50** | 0.04328 | 3,911 | 0.00885 | 90,371 | 442,078 | 0.94761 | 2,332,767 | 25.8 |
| **55** | 0.06191 | 5,353 | 0.01278 | 86,460 | 418,918 | 0.92450 | 1,890,689 | 21.9 |
| **60** | 0.08999 | 7,298 | 0.01885 | 81,107 | 387,289 | 0.89076 | 1,471,771 | 18.1 |
| **65** | 0.13041 | 9,625 | 0.02790 | 73,808 | 344,979 | 0.84592 | 1,084,483 | 14.7 |
| **70** | 0.18131 | 11,637 | 0.03988 | 64,183 | 291,824 | 0.76746 | 739,503 | 11.5 |
| **75** | 0.29511 | 15,507 | 0.06924 | 52,546 | 223,964 | 0.49972 [c] | 447,680 | 8.5 |
| **80+** | 1.00000 | 37,039 | 0.16556 | 37,039 | 223,716 | - | 223,716 | 6.0 |
| **Lelaki** *Male* | | | | | | | | |
| **0** | 0.01019 | 1,019 | 0.01029 | 100,000 | 99,054 | 0.98932 [a] | 6,906,270 | 69.1 |
| **1** | 0.00135 | 134 | 0.00034 | 98,981 | 395,604 | 0.99877 [b] | 6,807,216 | 68.8 |
| **5** | 0.00074 | 74 | 0.00015 | 98,847 | 494,049 | 0.99930 | 6,411,612 | 64.9 |
| **10** | 0.00065 | 65 | 0.00013 | 98,773 | 493,704 | 0.99906 | 5,917,563 | 59.9 |
| **15** | 0.00122 | 121 | 0.00025 | 98,708 | 493,240 | 0.99638 | 5,423,860 | 54.9 |
| **20** | 0.00602 | 593 | 0.00121 | 98,588 | 491,454 | 0.99256 | 4,930,620 | 50.0 |
| **25** | 0.00888 | 870 | 0.00178 | 97,994 | 487,796 | 0.98937 | 4,439,165 | 45.3 |
| **30** | 0.01241 | 1,205 | 0.00250 | 97,124 | 482,608 | 0.98435 | 3,951,369 | 40.7 |
| **35** | 0.01894 | 1,817 | 0.00382 | 95,919 | 475,054 | 0.97380 | 3,468,761 | 36.2 |
| **40** | 0.03359 | 3,161 | 0.00683 | 94,102 | 462,610 | 0.96137 | 2,993,708 | 31.8 |
| **45** | 0.04385 | 3,988 | 0.00897 | 90,942 | 444,738 | 0.95020 | 2,531,098 | 27.8 |
| **50** | 0.05602 | 4,871 | 0.01153 | 86,954 | 422,589 | 0.93330 | 2,086,360 | 24.0 |
| **55** | 0.07801 | 6,403 | 0.01623 | 82,082 | 394,403 | 0.90712 | 1,663,771 | 20.3 |
| **60** | 0.10902 | 8,250 | 0.02306 | 75,679 | 357,770 | 0.87086 | 1,269,368 | 16.8 |
| **65** | 0.15174 | 10,231 | 0.03284 | 67,429 | 311,566 | 0.81623 | 911,598 | 13.5 |
| **70** | 0.22154 | 12,671 | 0.04983 | 57,198 | 254,309 | 0.72412 | 600,032 | 10.5 |
| **75** | 0.34569 | 15,392 | 0.08359 | 44,526 | 184,150 | 0.46735 [c] | 345,723 | 7.8 |
| **80+** | 1.00000 | 29,134 | 0.18031 | 29,134 | 161,573 | - | 161,573 | 5.5 |
| **Perempuan** *Female* | | | | | | | | |
| **0** | 0.00618 | 618 | 0.00622 | 100,000 | 99,424 | 0.99355 [a] | 7,507,145 | 75.1 |
| **1** | 0.00071 | 71 | 0.00018 | 99,382 | 397,351 | 0.99956 [b] | 7,407,721 | 74.5 |
| **5** | 0.00000 | - | 0.00000 | 99,311 | 496,555 | 0.99935 | 7,010,369 | 70.6 |
| **10** | 0.00130 | 129 | 0.00026 | 99,311 | 496,233 | 0.99871 | 6,513,814 | 65.6 |
| **15** | 0.00127 | 126 | 0.00025 | 99,182 | 495,594 | 0.99850 | 6,017,582 | 60.7 |
| **20** | 0.00173 | 172 | 0.00035 | 99,056 | 494,849 | 0.99869 | 5,521,988 | 55.7 |
| **25** | 0.00088 | 87 | 0.00018 | 98,884 | 494,202 | 0.99721 | 5,027,138 | 50.8 |
| **30** | 0.00470 | 464 | 0.00094 | 98,797 | 492,823 | 0.98895 | 4,532,936 | 45.9 |
| **35** | 0.01744 | 1,715 | 0.00352 | 98,333 | 487,375 | 0.98333 | 4,040,113 | 41.1 |
| **40** | 0.01588 | 1,534 | 0.00320 | 96,617 | 479,251 | 0.98570 | 3,552,738 | 36.8 |
| **45** | 0.01270 | 1,207 | 0.00256 | 95,083 | 472,397 | 0.97765 | 3,073,487 | 32.3 |
| **50** | 0.03213 | 3,017 | 0.00653 | 93,876 | 461,836 | 0.96047 | 2,601,090 | 27.7 |
| **55** | 0.04716 | 4,285 | 0.00966 | 90,859 | 443,582 | 0.94041 | 2,139,253 | 23.5 |
| **60** | 0.07262 | 6,287 | 0.01507 | 86,574 | 417,151 | 0.90975 | 1,695,672 | 19.6 |
| **65** | 0.10926 | 8,772 | 0.02311 | 80,286 | 379,503 | 0.87251 | 1,278,521 | 15.9 |
| **70** | 0.14796 | 10,581 | 0.03196 | 71,515 | 331,120 | 0.80544 | 899,018 | 12.6 |
| **75** | 0.24924 | 15,187 | 0.05695 | 60,933 | 266,699 | 0.53037 [c] | 567,897 | 9.3 |
| **80+** | 1.00000 | 45,746 | 0.15188 | 45,746 | 301,198 | - | 301,198 | 6.6 |

**Nota:** *Notes:*

[a] **Daripada umur 0 hingga kumpulan umur 1-4**
*From age of 0 to age group 1-4*

[b] **Daripada umur 0, kumpulan umur 1-4 hingga kumpulan umur 5-9**
*From age of 0, age group 1-4 to age group 5-9*

[c] **Daripada umur 75 hingga 80+**
*From age of 75 to 80+*

[e] **Anggaran**
*Estimates*

**Jadual 5.3.6: Jadual hayat ringkas mengikut jantina dan umur, Tanah Merah, Kelantan, 2026[e]**

*Table 5.3.6: Abridged life table by sex and age, Tanah Merah, Kelantan, 2026 [e]*

| **Umur** *Age* | **Kebarangkalian mati di antara umur x dan umur x+n** *Probability of dying between age x and age x+n* | **Bilangan kematian di antara umur x dan umur x+n** *Number of deaths between age x and age x+n* | **Kadar tengah mortaliti di antara umur x dan umur x+n** *Central mortality rate between age x and age x+n* | **Penakat (orang yang masih hidup) pada umur tepat x** *Survivors at exact age x* | **Bilangan orang hidup-tahun di antara umur x dan umur x+n** *Number of person-years lived between age x and age x+n* | **Nisbah ketakatan** *Survival ratio* | **Jumlah bilangan orang hidup-tahun selepas umur tepat x** *Total number of person-years lived after exact age x* | **Jangkaan hayat** *Life expectancy* |
|---|---|---|---|---|---|---|---|---|
| **x** | $_nq_x$ | $_nd_x$ | $_nm_x$ | $l_x$ | $_nL_x$ | $_nS_x$ | $T_x$ | $e_x$ |
| **Lelaki dan Perempuan** *Both sexes* | | | | | | | | |
| **0** | 0.00728 | 728 | 0.00733 | 100,000 | 99,324 | 0.99190 [a] | 7,387,408 | 73.9 |
| **1** | 0.00187 | 186 | 0.00047 | 99,272 | 396,624 | 0.99804 [b] | 7,288,084 | 73.4 |
| **5** | 0.00183 | 181 | 0.00037 | 99,086 | 494,975 | 0.99848 | 6,891,460 | 69.6 |
| **10** | 0.00121 | 120 | 0.00024 | 98,904 | 494,221 | 0.99696 | 6,396,485 | 64.7 |
| **15** | 0.00487 | 481 | 0.00098 | 98,784 | 492,718 | 0.99570 | 5,902,264 | 59.7 |
| **20** | 0.00373 | 367 | 0.00075 | 98,303 | 490,598 | 0.99552 | 5,409,546 | 55.0 |
| **25** | 0.00524 | 513 | 0.00105 | 97,936 | 488,399 | 0.99312 | 4,918,948 | 50.2 |
| **30** | 0.00853 | 831 | 0.00171 | 97,423 | 485,040 | 0.99086 | 4,430,549 | 45.5 |
| **35** | 0.00976 | 942 | 0.00196 | 96,592 | 480,606 | 0.98785 | 3,945,509 | 40.8 |
| **40** | 0.01457 | 1,393 | 0.00293 | 95,650 | 474,767 | 0.98013 | 3,464,903 | 36.2 |
| **45** | 0.02524 | 2,379 | 0.00511 | 94,257 | 465,336 | 0.96841 | 2,990,136 | 31.7 |
| **50** | 0.03810 | 3,500 | 0.00777 | 91,877 | 450,637 | 0.96053 | 2,524,800 | 27.5 |
| **55** | 0.04091 | 3,615 | 0.00835 | 88,377 | 432,849 | 0.94499 | 2,074,163 | 23.5 |
| **60** | 0.06972 | 5,909 | 0.01445 | 84,762 | 409,037 | 0.91223 | 1,641,315 | 19.4 |
| **65** | 0.10718 | 8,451 | 0.02265 | 78,853 | 373,135 | 0.86219 | 1,232,278 | 15.6 |
| **70** | 0.17211 | 12,117 | 0.03766 | 70,401 | 321,715 | 0.79273 | 859,142 | 12.2 |
| **75** | 0.24975 | 14,556 | 0.05708 | 58,284 | 255,031 | 0.52546 [c] | 537,428 | 9.2 |
| **80+** | 1.00000 | 43,728 | 0.15485 | 43,728 | 282,396 | - | 282,396 | 6.5 |
| **Lelaki** *Male* | | | | | | | | |
| **0** | 0.00680 | 680 | 0.00684 | 100,000 | 99,362 | 0.99260 [a] | 7,164,028 | 71.6 |
| **1** | 0.00145 | 144 | 0.00036 | 99,320 | 396,940 | 0.99774 [b] | 7,064,665 | 71.1 |
| **5** | 0.00283 | 281 | 0.00057 | 99,176 | 495,180 | 0.99800 | 6,667,726 | 67.2 |
| **10** | 0.00117 | 115 | 0.00023 | 98,896 | 494,190 | 0.99603 | 6,172,546 | 62.4 |
| **15** | 0.00677 | 669 | 0.00136 | 98,780 | 492,229 | 0.99443 | 5,678,356 | 57.5 |
| **20** | 0.00436 | 428 | 0.00087 | 98,111 | 489,486 | 0.99389 | 5,186,127 | 52.9 |
| **25** | 0.00786 | 767 | 0.00158 | 97,683 | 486,497 | 0.99148 | 4,696,641 | 48.1 |
| **30** | 0.00919 | 891 | 0.00185 | 96,916 | 482,352 | 0.98804 | 4,210,144 | 43.4 |
| **35** | 0.01476 | 1,417 | 0.00297 | 96,025 | 476,584 | 0.98329 | 3,727,791 | 38.8 |
| **40** | 0.01870 | 1,769 | 0.00378 | 94,608 | 468,618 | 0.97686 | 3,251,208 | 34.4 |
| **45** | 0.02767 | 2,568 | 0.00561 | 92,839 | 457,774 | 0.96240 | 2,782,589 | 30.0 |
| **50** | 0.04781 | 4,316 | 0.00980 | 90,271 | 440,564 | 0.94556 | 2,324,815 | 25.8 |
| **55** | 0.06140 | 5,278 | 0.01267 | 85,955 | 416,579 | 0.92567 | 1,884,252 | 21.9 |
| **60** | 0.08810 | 7,108 | 0.01843 | 80,677 | 385,615 | 0.89049 | 1,467,672 | 18.2 |
| **65** | 0.13298 | 9,784 | 0.02849 | 73,569 | 343,388 | 0.83126 | 1,082,057 | 14.7 |
| **70** | 0.20997 | 13,393 | 0.04692 | 63,786 | 285,446 | 0.77452 | 738,669 | 11.6 |
| **75** | 0.24512 | 12,352 | 0.05587 | 50,392 | 221,082 | 0.51220 [c] | 453,224 | 9.0 |
| **80+** | 1.00000 | 38,040 | 0.16387 | 38,040 | 232,142 | - | 232,142 | 6.1 |
| **Perempuan** *Female* | | | | | | | | |
| **0** | 0.00778 | 778 | 0.00784 | 100,000 | 99,279 | 0.99118 [a] | 7,626,379 | 76.3 |
| **1** | 0.00233 | 231 | 0.00058 | 99,222 | 396,312 | 0.99833 [b] | 7,527,100 | 75.9 |
| **5** | 0.00076 | 75 | 0.00015 | 98,991 | 494,765 | 0.99899 | 7,130,788 | 72.0 |
| **10** | 0.00127 | 125 | 0.00025 | 98,915 | 494,264 | 0.99804 | 6,636,023 | 67.1 |
| **15** | 0.00264 | 261 | 0.00053 | 98,790 | 493,298 | 0.99716 | 6,141,759 | 62.2 |
| **20** | 0.00303 | 298 | 0.00061 | 98,529 | 491,899 | 0.99731 | 5,648,461 | 57.3 |
| **25** | 0.00236 | 231 | 0.00047 | 98,231 | 490,575 | 0.99494 | 5,156,562 | 52.5 |
| **30** | 0.00777 | 761 | 0.00156 | 97,999 | 488,094 | 0.99396 | 4,665,987 | 47.6 |
| **35** | 0.00430 | 418 | 0.00086 | 97,238 | 485,147 | 0.99272 | 4,177,893 | 43.0 |
| **40** | 0.01028 | 995 | 0.00207 | 96,821 | 481,615 | 0.98349 | 3,692,746 | 38.1 |
| **45** | 0.02280 | 2,185 | 0.00461 | 95,826 | 473,666 | 0.97418 | 3,211,131 | 33.5 |
| **50** | 0.02891 | 2,707 | 0.00587 | 93,641 | 461,436 | 0.97480 | 2,737,465 | 29.2 |
| **55** | 0.02139 | 1,945 | 0.00432 | 90,934 | 449,807 | 0.96287 | 2,276,029 | 25.0 |
| **60** | 0.05321 | 4,735 | 0.01093 | 88,989 | 433,106 | 0.93217 | 1,826,221 | 20.5 |
| **65** | 0.08328 | 7,016 | 0.01738 | 84,253 | 403,727 | 0.89063 | 1,393,115 | 16.5 |
| **70** | 0.13783 | 10,646 | 0.02961 | 77,237 | 359,572 | 0.80830 | 989,389 | 12.8 |
| **75** | 0.25417 | 16,926 | 0.05823 | 66,591 | 290,643 | 0.53853 [c] | 629,817 | 9.5 |
| **80+** | 1.00000 | 49,666 | 0.14643 | 49,666 | 339,174 | - | 339,174 | 6.8 |

**Nota:** *Notes:*

[a] **Daripada umur 0 hingga kumpulan umur 1-4**
*From age of 0 to age group 1-4*

[b] **Daripada umur 0, kumpulan umur 1-4 hingga kumpulan umur 5-9**
*From age of 0, age group 1-4 to age group 5-9*

[c] **Daripada umur 75 hingga 80+**
*From age of 75 to 80+*

[e] **Anggaran**
*Estimates*

**Jadual 5.3.7: Jadual hayat ringkas mengikut jantina dan umur, Tumpat, Kelantan, 2026[e]**

*Table 5.3.7: Abridged life table by sex and age, Tumpat, Kelantan, 2026 [e]*

| **Umur** *Age* | **Kebarangkalian mati di antara umur x dan umur x+n** *Probability of dying between age x and age x+n* | **Bilangan kematian di antara umur x dan umur x+n** *Number of deaths between age x and age x+n* | **Kadar tengah mortaliti di antara umur x dan umur x+n** *Central mortality rate between age x and age x+n* | **Penakat (orang yang masih hidup) pada umur tepat x** *Survivors at exact age x* | **Bilangan orang hidup-tahun di antara umur x dan umur x+n** *Number of person-years lived between age x and age x+n* | **Nisbah ketakatan** *Survival ratio* | **Jumlah bilangan orang hidup-tahun selepas umur tepat x** *Total number of person-years lived after exact age x* | **Jangkaan hayat** *Life expectancy* |
|---|---|---|---|---|---|---|---|---|
| **x** | $_nq_x$ | $_nd_x$ | $_nm_x$ | $l_x$ | $_nL_x$ | $_nS_x$ | $T_x$ | $e_x$ |
| **Lelaki dan Perempuan** *Both sexes* | | | | | | | | |
| **0** | 0.00679 | 679 | 0.00683 | 100,000 | 99,369 | 0.99303 [a] | 7,319,443 | 73.2 |
| **1** | 0.00056 | 56 | 0.00014 | 99,321 | 397,146 | 0.99939 [b] | 7,220,074 | 72.7 |
| **5** | 0.00046 | 45 | 0.00009 | 99,265 | 496,214 | 0.99917 | 6,822,927 | 68.7 |
| **10** | 0.00120 | 120 | 0.00024 | 99,220 | 495,802 | 0.99821 | 6,326,714 | 63.8 |
| **15** | 0.00237 | 235 | 0.00047 | 99,101 | 494,916 | 0.99693 | 5,830,912 | 58.8 |
| **20** | 0.00378 | 373 | 0.00076 | 98,866 | 493,396 | 0.99561 | 5,335,996 | 54.0 |
| **25** | 0.00500 | 492 | 0.00100 | 98,492 | 491,232 | 0.99462 | 4,842,601 | 49.2 |
| **30** | 0.00576 | 565 | 0.00116 | 98,000 | 488,589 | 0.99031 | 4,351,369 | 44.4 |
| **35** | 0.01365 | 1,330 | 0.00275 | 97,435 | 483,853 | 0.98387 | 3,862,780 | 39.6 |
| **40** | 0.01865 | 1,792 | 0.00376 | 96,106 | 476,049 | 0.97632 | 3,378,927 | 35.2 |
| **45** | 0.02881 | 2,717 | 0.00585 | 94,314 | 464,776 | 0.96102 | 2,902,878 | 30.8 |
| **50** | 0.04945 | 4,529 | 0.01014 | 91,597 | 446,660 | 0.95137 | 2,438,102 | 26.6 |
| **55** | 0.04776 | 4,158 | 0.00979 | 87,067 | 424,940 | 0.93355 | 1,991,443 | 22.9 |
| **60** | 0.08607 | 7,136 | 0.01799 | 82,909 | 396,704 | 0.90167 | 1,566,503 | 18.9 |
| **65** | 0.11175 | 8,468 | 0.02367 | 75,773 | 357,696 | 0.86132 | 1,169,798 | 15.4 |
| **70** | 0.16901 | 11,375 | 0.03692 | 67,305 | 308,089 | 0.78933 | 812,102 | 12.1 |
| **75** | 0.26081 | 14,587 | 0.05999 | 55,930 | 243,183 | 0.51751 [c] | 504,012 | 9.0 |
| **80+** | 1.00000 | 41,343 | 0.15851 | 41,343 | 260,829 | - | 260,829 | 6.3 |
| **Lelaki** *Male* | | | | | | | | |
| **0** | 0.00848 | 848 | 0.00854 | 100,000 | 99,209 | 0.99112 [a] | 7,048,509 | 70.5 |
| **1** | 0.00110 | 109 | 0.00027 | 99,152 | 396,351 | 0.99931 [b] | 6,949,300 | 70.1 |
| **5** | 0.00000 | - | 0.00000 | 99,043 | 495,217 | 0.99953 | 6,552,950 | 66.2 |
| **10** | 0.00095 | 94 | 0.00019 | 99,043 | 494,982 | 0.99728 | 6,057,733 | 61.2 |
| **15** | 0.00450 | 445 | 0.00090 | 98,949 | 493,634 | 0.99512 | 5,562,751 | 56.2 |
| **20** | 0.00526 | 518 | 0.00105 | 98,504 | 491,227 | 0.99470 | 5,069,117 | 51.5 |
| **25** | 0.00535 | 524 | 0.00107 | 97,986 | 488,622 | 0.99317 | 4,577,890 | 46.7 |
| **30** | 0.00832 | 810 | 0.00167 | 97,462 | 485,286 | 0.98523 | 4,089,268 | 42.0 |
| **35** | 0.02128 | 2,057 | 0.00430 | 96,652 | 478,118 | 0.97775 | 3,603,982 | 37.3 |
| **40** | 0.02324 | 2,198 | 0.00470 | 94,595 | 467,481 | 0.96919 | 3,125,863 | 33.0 |
| **45** | 0.03856 | 3,562 | 0.00786 | 92,397 | 453,080 | 0.95328 | 2,658,382 | 28.8 |
| **50** | 0.05521 | 4,904 | 0.01135 | 88,835 | 431,913 | 0.94257 | 2,205,302 | 24.8 |
| **55** | 0.05978 | 5,017 | 0.01232 | 83,931 | 407,110 | 0.91569 | 1,773,388 | 21.1 |
| **60** | 0.11040 | 8,712 | 0.02337 | 78,913 | 372,786 | 0.87411 | 1,366,279 | 17.3 |
| **65** | 0.14331 | 10,061 | 0.03087 | 70,201 | 325,855 | 0.83704 | 993,493 | 14.2 |
| **70** | 0.18589 | 11,180 | 0.04099 | 60,141 | 272,754 | 0.75034 | 667,638 | 11.1 |
| **75** | 0.32798 | 16,058 | 0.07846 | 48,961 | 204,659 | 0.48172 [c] | 394,885 | 8.1 |
| **80+** | 1.00000 | 32,903 | 0.17297 | 32,903 | 190,225 | - | 190,225 | 5.8 |
| **Perempuan** *Female* | | | | | | | | |
| **0** | 0.00494 | 494 | 0.00496 | 100,000 | 99,538 | 0.99513 [a] | 7,605,804 | 76.1 |
| **1** | 0.00000 | - | 0.00000 | 99,506 | 398,025 | 0.99947 [b] | 7,506,266 | 75.4 |
| **5** | 0.00093 | 92 | 0.00019 | 99,506 | 497,300 | 0.99880 | 7,108,241 | 71.4 |
| **10** | 0.00147 | 146 | 0.00029 | 99,414 | 496,703 | 0.99926 | 6,610,941 | 66.5 |
| **15** | 0.00000 | - | 0.00000 | 99,268 | 496,338 | 0.99889 | 6,114,238 | 61.6 |
| **20** | 0.00222 | 220 | 0.00044 | 99,268 | 495,788 | 0.99657 | 5,617,900 | 56.6 |
| **25** | 0.00465 | 461 | 0.00093 | 99,048 | 494,087 | 0.99604 | 5,122,112 | 51.7 |
| **30** | 0.00326 | 322 | 0.00065 | 98,587 | 492,132 | 0.99524 | 4,628,024 | 46.9 |
| **35** | 0.00626 | 615 | 0.00126 | 98,266 | 489,789 | 0.98959 | 4,135,893 | 42.1 |
| **40** | 0.01458 | 1,424 | 0.00294 | 97,650 | 484,691 | 0.98289 | 3,646,103 | 37.3 |
| **45** | 0.01969 | 1,894 | 0.00398 | 96,226 | 476,396 | 0.96811 | 3,161,412 | 32.9 |
| **50** | 0.04434 | 4,183 | 0.00907 | 94,332 | 461,204 | 0.95895 | 2,685,016 | 28.5 |
| **55** | 0.03760 | 3,390 | 0.00766 | 90,149 | 442,272 | 0.94942 | 2,223,812 | 24.7 |
| **60** | 0.06407 | 5,559 | 0.01324 | 86,759 | 419,900 | 0.92664 | 1,781,540 | 20.5 |
| **65** | 0.08329 | 6,763 | 0.01738 | 81,201 | 389,096 | 0.88261 | 1,361,640 | 16.8 |
| **70** | 0.15460 | 11,508 | 0.03351 | 74,438 | 343,420 | 0.82460 | 972,543 | 13.1 |
| **75** | 0.20000 | 12,586 | 0.04444 | 62,930 | 283,185 | 0.54987 [c] | 629,124 | 10.0 |
| **80+** | 1.00000 | 50,344 | 0.14553 | 50,344 | 345,939 | - | 345,939 | 6.9 |

**Nota:** *Notes:*

[a] **Daripada umur 0 hingga kumpulan umur 1-4**
*From age of 0 to age group 1-4*

[b] **Daripada umur 0, kumpulan umur 1-4 hingga kumpulan umur 5-9**
*From age of 0, age group 1-4 to age group 5-9*

[c] **Daripada umur 75 hingga 80+**
*From age of 75 to 80+*

[e] **Anggaran**
*Estimates*

**Jadual 5.3.8: Jadual hayat ringkas mengikut jantina dan umur, Gua Musang, Kelantan, 2026[e]**

*Table 5.3.8: Abridged life table by sex and age, Gua Musang, Kelantan, 2026 [e]*

| **Umur** *Age* | **Kebarangkalian mati di antara umur x dan umur x+n** *Probability of dying between age x and age x+n* | **Bilangan kematian di antara umur x dan umur x+n** *Number of deaths between age x and age x+n* | **Kadar tengah mortaliti di antara umur x dan umur x+n** *Central mortality rate between age x and age x+n* | **Penakat (orang yang masih hidup) pada umur tepat x** *Survivors at exact age x* | **Bilangan orang hidup-tahun di antara umur x dan umur x+n** *Number of person-years lived between age x and age x+n* | **Nisbah ketakatan** *Survival ratio* | **Jumlah bilangan orang hidup-tahun selepas umur tepat x** *Total number of person-years lived after exact age x* | **Jangkaan hayat** *Life expectancy* |
|---|---|---|---|---|---|---|---|---|
| **x** | $_nq_x$ | $_nd_x$ | $_nm_x$ | $l_x$ | $_nL_x$ | $_nS_x$ | $T_x$ | $e_x$ |
| **Lelaki dan Perempuan** *Both sexes* | | | | | | | | |
| **0** | 0.00539 | 539 | 0.00542 | 100,000 | 99,496 | 0.99411 [a] | 7,279,083 | 72.8 |
| **1** | 0.00114 | 113 | 0.00029 | 99,461 | 397,560 | 0.99935 [b] | 7,179,586 | 72.2 |
| **5** | 0.00000 | - | 0.00000 | 99,347 | 496,736 | 0.99962 | 6,782,026 | 68.3 |
| **10** | 0.00076 | 75 | 0.00015 | 99,347 | 496,548 | 0.99749 | 6,285,290 | 63.3 |
| **15** | 0.00427 | 424 | 0.00086 | 99,272 | 495,300 | 0.99579 | 5,788,742 | 58.3 |
| **20** | 0.00416 | 411 | 0.00083 | 98,848 | 493,213 | 0.99564 | 5,293,442 | 53.6 |
| **25** | 0.00456 | 449 | 0.00091 | 98,437 | 491,063 | 0.99332 | 4,800,229 | 48.8 |
| **30** | 0.00881 | 863 | 0.00177 | 97,988 | 487,782 | 0.99250 | 4,309,166 | 44.0 |
| **35** | 0.00618 | 600 | 0.00124 | 97,125 | 484,123 | 0.98989 | 3,821,384 | 39.3 |
| **40** | 0.01407 | 1,358 | 0.00283 | 96,525 | 479,228 | 0.97934 | 3,337,261 | 34.6 |
| **45** | 0.02735 | 2,603 | 0.00555 | 95,167 | 469,326 | 0.96388 | 2,858,032 | 30.0 |
| **50** | 0.04514 | 4,178 | 0.00924 | 92,564 | 452,375 | 0.95110 | 2,388,706 | 25.8 |
| **55** | 0.05285 | 4,671 | 0.01086 | 88,386 | 430,253 | 0.92640 | 1,936,331 | 21.9 |
| **60** | 0.09552 | 7,996 | 0.02006 | 83,715 | 398,585 | 0.88502 | 1,506,079 | 18.0 |
| **65** | 0.13649 | 10,335 | 0.02930 | 75,719 | 352,757 | 0.83941 | 1,107,494 | 14.6 |
| **70** | 0.18849 | 12,324 | 0.04162 | 65,384 | 296,109 | 0.76817 | 754,737 | 11.5 |
| **75** | 0.28523 | 15,134 | 0.06654 | 53,060 | 227,462 | 0.50404 [c] | 458,628 | 8.6 |
| **80+** | 1.00000 | 37,925 | 0.16406 | 37,925 | 231,166 | - | 231,166 | 6.1 |
| **Lelaki** *Male* | | | | | | | | |
| **0** | 0.00574 | 574 | 0.00577 | 100,000 | 99,460 | 0.99433 [a] | 7,037,250 | 70.4 |
| **1** | 0.00000 | - | 0.00000 | 99,426 | 397,705 | 0.99993 [b] | 6,937,790 | 69.8 |
| **5** | 0.00000 | - | 0.00000 | 99,426 | 497,131 | 0.99929 | 6,540,085 | 65.8 |
| **10** | 0.00142 | 141 | 0.00028 | 99,426 | 496,779 | 0.99611 | 6,042,953 | 60.8 |
| **15** | 0.00637 | 633 | 0.00128 | 99,285 | 494,845 | 0.99398 | 5,546,174 | 55.9 |
| **20** | 0.00566 | 558 | 0.00113 | 98,653 | 491,868 | 0.99514 | 5,051,329 | 51.2 |
| **25** | 0.00406 | 398 | 0.00081 | 98,095 | 489,477 | 0.99355 | 4,559,461 | 46.5 |
| **30** | 0.00885 | 865 | 0.00178 | 97,696 | 486,319 | 0.99064 | 4,069,984 | 41.7 |
| **35** | 0.00986 | 955 | 0.00198 | 96,831 | 481,769 | 0.98770 | 3,583,666 | 37.0 |
| **40** | 0.01476 | 1,415 | 0.00297 | 95,876 | 475,844 | 0.97537 | 3,101,896 | 32.4 |
| **45** | 0.03464 | 3,272 | 0.00705 | 94,461 | 464,126 | 0.95100 | 2,626,053 | 27.8 |
| **50** | 0.06388 | 5,825 | 0.01320 | 91,189 | 441,383 | 0.93042 | 2,161,927 | 23.7 |
| **55** | 0.07567 | 6,459 | 0.01573 | 85,364 | 410,671 | 0.90076 | 1,720,544 | 20.2 |
| **60** | 0.12474 | 9,843 | 0.02661 | 78,904 | 369,916 | 0.85972 | 1,309,874 | 16.6 |
| **65** | 0.15803 | 10,914 | 0.03432 | 69,062 | 318,025 | 0.82822 | 939,958 | 13.6 |
| **70** | 0.18810 | 10,938 | 0.04153 | 58,148 | 263,395 | 0.73046 | 621,934 | 10.7 |
| **75** | 0.36983 | 17,460 | 0.09075 | 47,210 | 192,401 | 0.46337 [c] | 358,538 | 7.6 |
| **80+** | 1.00000 | 29,750 | 0.17907 | 29,750 | 166,137 | - | 166,137 | 5.6 |
| **Perempuan** *Female* | | | | | | | | |
| **0** | 0.00502 | 502 | 0.00504 | 100,000 | 99,531 | 0.99389 [a] | 7,589,875 | 75.9 |
| **1** | 0.00233 | 232 | 0.00058 | 99,498 | 397,416 | 0.99876 [b] | 7,490,345 | 75.3 |
| **5** | 0.00000 | - | 0.00000 | 99,266 | 496,331 | 1.00000 | 7,092,929 | 71.5 |
| **10** | 0.00000 | - | 0.00000 | 99,266 | 496,331 | 0.99901 | 6,596,598 | 66.5 |
| **15** | 0.00198 | 197 | 0.00040 | 99,266 | 495,839 | 0.99785 | 6,100,267 | 61.5 |
| **20** | 0.00232 | 229 | 0.00046 | 99,069 | 494,774 | 0.99615 | 5,604,428 | 56.6 |
| **25** | 0.00539 | 533 | 0.00108 | 98,840 | 492,868 | 0.99293 | 5,109,655 | 51.7 |
| **30** | 0.00876 | 861 | 0.00176 | 98,307 | 489,384 | 0.99495 | 4,616,787 | 47.0 |
| **35** | 0.00130 | 127 | 0.00026 | 97,446 | 486,914 | 0.99278 | 4,127,403 | 42.4 |
| **40** | 0.01314 | 1,279 | 0.00265 | 97,319 | 483,399 | 0.98413 | 3,640,489 | 37.4 |
| **45** | 0.01864 | 1,790 | 0.00376 | 96,040 | 475,727 | 0.97791 | 3,157,089 | 32.9 |
| **50** | 0.02560 | 2,413 | 0.00519 | 94,250 | 465,220 | 0.97310 | 2,681,362 | 28.4 |
| **55** | 0.02824 | 2,593 | 0.00573 | 91,838 | 452,704 | 0.95123 | 2,216,142 | 24.1 |
| **60** | 0.06989 | 6,237 | 0.01448 | 89,244 | 430,628 | 0.90793 | 1,763,438 | 19.8 |
| **65** | 0.11591 | 9,621 | 0.02461 | 83,007 | 390,981 | 0.84986 | 1,332,810 | 16.1 |
| **70** | 0.18887 | 13,860 | 0.04171 | 73,386 | 332,277 | 0.81996 | 941,829 | 12.8 |
| **75** | 0.16915 | 10,069 | 0.03696 | 59,525 | 272,455 | 0.55302 [c] | 609,552 | 10.2 |
| **80+** | 1.00000 | 49,456 | 0.14671 | 49,456 | 337,097 | - | 337,097 | 6.8 |

**Nota:** *Notes:*

[a] **Daripada umur 0 hingga kumpulan umur 1-4**
*From age of 0 to age group 1-4*

[b] **Daripada umur 0, kumpulan umur 1-4 hingga kumpulan umur 5-9**
*From age of 0, age group 1-4 to age group 5-9*

[c] **Daripada umur 75 hingga 80+**
*From age of 75 to 80+*

[e] **Anggaran**
*Estimates*

**Jadual 5.3.9: Jadual hayat ringkas mengikut jantina dan umur, Kuala Krai, Kelantan, 2026[e]**

*Table 5.3.9: Abridged life table by sex and age, Kuala Krai, Kelantan, 2026 [e]*

| **Umur** *Age* | **Kebarangkalian mati di antara umur x dan umur x+n** *Probability of dying between age x and age x+n* | **Bilangan kematian di antara umur x dan umur x+n** *Number of deaths between age x and age x+n* | **Kadar tengah mortaliti di antara umur x dan umur x+n** *Central mortality rate between age x and age x+n* | **Penakat (orang yang masih hidup) pada umur tepat x** *Survivors at exact age x* | **Bilangan orang hidup-tahun di antara umur x dan umur x+n** *Number of person-years lived between age x and age x+n* | **Nisbah ketakatan** *Survival ratio* | **Jumlah bilangan orang hidup-tahun selepas umur tepat x** *Total number of person-years lived after exact age x* | **Jangkaan hayat** *Life expectancy* |
|---|---|---|---|---|---|---|---|---|
| **x** | $_nq_x$ | $_nd_x$ | $_nm_x$ | $l_x$ | $_nL_x$ | $_nS_x$ | $T_x$ | $e_x$ |
| **Lelaki dan Perempuan** *Both sexes* | | | | | | | | |
| **0** | 0.00563 | 563 | 0.00566 | 100,000 | 99,474 | 0.99301 [a] | 7,231,647 | 72.3 |
| **1** | 0.00289 | 287 | 0.00072 | 99,437 | 397,032 | 0.99748 [b] | 7,132,172 | 71.7 |
| **5** | 0.00197 | 195 | 0.00039 | 99,149 | 495,258 | 0.99825 | 6,735,140 | 67.9 |
| **10** | 0.00152 | 151 | 0.00030 | 98,954 | 494,393 | 0.99690 | 6,239,883 | 63.1 |
| **15** | 0.00468 | 462 | 0.00094 | 98,803 | 492,861 | 0.99602 | 5,745,490 | 58.2 |
| **20** | 0.00329 | 323 | 0.00066 | 98,341 | 490,898 | 0.99637 | 5,252,629 | 53.4 |
| **25** | 0.00397 | 389 | 0.00080 | 98,018 | 489,117 | 0.99173 | 4,761,731 | 48.6 |
| **30** | 0.01259 | 1,229 | 0.00253 | 97,629 | 485,072 | 0.98728 | 4,272,615 | 43.8 |
| **35** | 0.01285 | 1,239 | 0.00259 | 96,400 | 478,902 | 0.98305 | 3,787,543 | 39.3 |
| **40** | 0.02111 | 2,009 | 0.00427 | 95,161 | 470,782 | 0.97388 | 3,308,641 | 34.8 |
| **45** | 0.03124 | 2,910 | 0.00635 | 93,152 | 458,486 | 0.96000 | 2,837,859 | 30.5 |
| **50** | 0.04904 | 4,426 | 0.01006 | 90,242 | 440,148 | 0.94508 | 2,379,373 | 26.4 |
| **55** | 0.06109 | 5,243 | 0.01260 | 85,817 | 415,977 | 0.93427 | 1,939,225 | 22.6 |
| **60** | 0.07066 | 5,693 | 0.01465 | 80,574 | 388,636 | 0.90591 | 1,523,248 | 18.9 |
| **65** | 0.11929 | 8,933 | 0.02537 | 74,881 | 352,071 | 0.86759 | 1,134,612 | 15.2 |
| **70** | 0.14730 | 9,714 | 0.03180 | 65,948 | 305,454 | 0.77846 | 782,541 | 11.9 |
| **75** | 0.30861 | 17,354 | 0.07298 | 56,234 | 237,783 | 0.50159 [c] | 477,087 | 8.5 |
| **80+** | 1.00000 | 38,880 | 0.16247 | 38,880 | 239,304 | - | 239,304 | 6.2 |
| **Lelaki** *Male* | | | | | | | | |
| **0** | 0.00617 | 617 | 0.00620 | 100,000 | 99,420 | 0.99260 [a] | 6,948,961 | 69.5 |
| **1** | 0.00279 | 277 | 0.00070 | 99,383 | 396,878 | 0.99700 [b] | 6,849,540 | 68.9 |
| **5** | 0.00291 | 289 | 0.00058 | 99,106 | 494,810 | 0.99703 | 6,452,662 | 65.1 |
| **10** | 0.00303 | 300 | 0.00061 | 98,818 | 493,339 | 0.99437 | 5,957,853 | 60.3 |
| **15** | 0.00823 | 811 | 0.00165 | 98,518 | 490,563 | 0.99313 | 5,464,514 | 55.5 |
| **20** | 0.00549 | 536 | 0.00110 | 97,707 | 487,195 | 0.99451 | 4,973,950 | 50.9 |
| **25** | 0.00550 | 534 | 0.00110 | 97,171 | 484,519 | 0.99003 | 4,486,755 | 46.2 |
| **30** | 0.01446 | 1,397 | 0.00291 | 96,637 | 479,690 | 0.98460 | 4,002,236 | 41.4 |
| **35** | 0.01635 | 1,557 | 0.00330 | 95,239 | 472,304 | 0.97819 | 3,522,546 | 37.0 |
| **40** | 0.02736 | 2,564 | 0.00555 | 93,682 | 462,001 | 0.96862 | 3,050,242 | 32.6 |
| **45** | 0.03551 | 3,236 | 0.00723 | 91,119 | 447,503 | 0.95155 | 2,588,240 | 28.4 |
| **50** | 0.06186 | 5,436 | 0.01277 | 87,883 | 425,824 | 0.92945 | 2,140,737 | 24.4 |
| **55** | 0.07983 | 6,582 | 0.01663 | 82,447 | 395,780 | 0.91992 | 1,714,913 | 20.8 |
| **60** | 0.08034 | 6,095 | 0.01674 | 75,865 | 364,088 | 0.88603 | 1,319,134 | 17.4 |
| **65** | 0.15054 | 10,503 | 0.03256 | 69,770 | 322,592 | 0.82977 | 955,046 | 13.7 |
| **70** | 0.19341 | 11,463 | 0.04282 | 59,267 | 267,677 | 0.72878 | 632,454 | 10.7 |
| **75** | 0.36769 | 17,577 | 0.09010 | 47,804 | 195,077 | 0.46521 [c] | 364,777 | 7.6 |
| **80+** | 1.00000 | 30,227 | 0.17812 | 30,227 | 169,699 | - | 169,699 | 5.6 |
| **Perempuan** *Female* | | | | | | | | |
| **0** | 0.00510 | 510 | 0.00513 | 100,000 | 99,523 | 0.99348 [a] | 7,544,994 | 75.4 |
| **1** | 0.00300 | 299 | 0.00075 | 99,490 | 397,216 | 0.99792 [b] | 7,445,471 | 74.8 |
| **5** | 0.00100 | 99 | 0.00020 | 99,191 | 495,707 | 0.99950 | 7,048,255 | 71.1 |
| **10** | 0.00000 | - | 0.00000 | 99,092 | 495,459 | 0.99952 | 6,552,548 | 66.1 |
| **15** | 0.00096 | 95 | 0.00019 | 99,092 | 495,222 | 0.99909 | 6,057,089 | 61.1 |
| **20** | 0.00086 | 85 | 0.00017 | 98,997 | 494,771 | 0.99840 | 5,561,867 | 56.2 |
| **25** | 0.00234 | 232 | 0.00047 | 98,912 | 493,978 | 0.99356 | 5,067,096 | 51.2 |
| **30** | 0.01054 | 1,040 | 0.00212 | 98,680 | 490,798 | 0.99023 | 4,573,118 | 46.3 |
| **35** | 0.00900 | 879 | 0.00181 | 97,640 | 486,001 | 0.98827 | 4,082,320 | 41.8 |
| **40** | 0.01449 | 1,402 | 0.00292 | 96,761 | 480,300 | 0.97934 | 3,596,319 | 37.2 |
| **45** | 0.02692 | 2,567 | 0.00546 | 95,359 | 470,379 | 0.96833 | 3,116,019 | 32.7 |
| **50** | 0.03655 | 3,392 | 0.00745 | 92,792 | 455,483 | 0.95937 | 2,645,640 | 28.5 |
| **55** | 0.04486 | 4,011 | 0.00918 | 89,401 | 436,978 | 0.94670 | 2,190,157 | 24.5 |
| **60** | 0.06213 | 5,306 | 0.01283 | 85,390 | 413,688 | 0.92416 | 1,753,179 | 20.5 |
| **65** | 0.09045 | 7,243 | 0.01895 | 80,085 | 382,315 | 0.90095 | 1,339,490 | 16.7 |
| **70** | 0.10850 | 7,903 | 0.02294 | 72,841 | 344,449 | 0.82419 | 957,175 | 13.1 |
| **75** | 0.25132 | 16,320 | 0.05749 | 64,938 | 283,891 | 0.53668 [c] | 612,726 | 9.4 |
| **80+** | 1.00000 | 48,618 | 0.14785 | 48,618 | 328,836 | - | 328,836 | 6.8 |

**Nota:** *Notes:*

[a] **Daripada umur 0 hingga kumpulan umur 1-4**
*From age of 0 to age group 1-4*

[b] **Daripada umur 0, kumpulan umur 1-4 hingga kumpulan umur 5-9**
*From age of 0, age group 1-4 to age group 5-9*

[c] **Daripada umur 75 hingga 80+**
*From age of 75 to 80+*

[e] **Anggaran**
*Estimates*

**Jadual 5.3.10: Jadual hayat ringkas mengikut jantina dan umur, Jeli, Kelantan, 2026[e]**

*Table 5.3.10: Abridged life table by sex and age, Jeli, Kelantan, 2026 [e]*

| Umur *Age* | Kebarangkalian mati di antara umur x dan umur x+n *Probability of dying between age x and age x+n* | Bilangan kematian di antara umur x dan umur x+n *Number of deaths between age x and age x+n* | Kadar tengah mortaliti di antara umur x dan umur x+n *Central mortality rate between age x and age x+n* | Penakat (orang yang masih hidup) pada umur tepat x *Survivors at exact age x* | Bilangan orang hidup-tahun di antara umur x dan umur x+n *Number of person-years lived between age x and age x+n* | Nisbah ketakatan *Survival ratio* | Jumlah bilangan orang hidup-tahun selepas umur tepat x *Total number of person-years lived after exact age x* | Jangkaan hayat *Life expectancy* |
|---|---|---|---|---|---|---|---|---|
| x | $_nq_x$ | $_nd_x$ | $_nm_x$ | $l_x$ | $_nL_x$ | $_nS_x$ | $T_x$ | $e_x$ |
| **Lelaki dan Perempuan** *Both sexes* | | | | | | | | |
| **0** | 0.00690 | 690 | 0.00695 | 100,000 | 99,359 | 0.99205 [a] | 7,363,592 | 73.6 |
| **1** | 0.00232 | 230 | 0.00058 | 99,310 | 396,666 | 0.99767 [b] | 7,264,233 | 73.1 |
| **5** | 0.00213 | 211 | 0.00043 | 99,079 | 494,869 | 0.99842 | 6,867,567 | 69.3 |
| **10** | 0.00102 | 101 | 0.00020 | 98,868 | 494,089 | 0.99900 | 6,372,698 | 64.5 |
| **15** | 0.00097 | 96 | 0.00019 | 98,768 | 493,598 | 0.99823 | 5,878,609 | 59.5 |
| **20** | 0.00258 | 254 | 0.00052 | 98,671 | 492,722 | 0.99634 | 5,385,011 | 54.6 |
| **25** | 0.00474 | 466 | 0.00095 | 98,417 | 490,920 | 0.99529 | 4,892,290 | 49.7 |
| **30** | 0.00467 | 458 | 0.00094 | 97,951 | 488,610 | 0.99346 | 4,401,370 | 44.9 |
| **35** | 0.00843 | 822 | 0.00169 | 97,493 | 485,412 | 0.98704 | 3,912,760 | 40.1 |
| **40** | 0.01752 | 1,694 | 0.00354 | 96,672 | 479,123 | 0.97774 | 3,427,348 | 35.5 |
| **45** | 0.02708 | 2,572 | 0.00549 | 94,978 | 468,458 | 0.96526 | 2,948,225 | 31.0 |
| **50** | 0.04262 | 3,938 | 0.00871 | 92,405 | 452,182 | 0.94930 | 2,479,767 | 26.8 |
| **55** | 0.05914 | 5,232 | 0.01219 | 88,467 | 429,255 | 0.93168 | 2,027,586 | 22.9 |
| **60** | 0.07807 | 6,498 | 0.01625 | 83,235 | 399,929 | 0.91757 | 1,598,331 | 19.2 |
| **65** | 0.08715 | 6,688 | 0.01822 | 76,737 | 366,964 | 0.86849 | 1,198,402 | 15.6 |
| **70** | 0.18009 | 12,615 | 0.03958 | 70,049 | 318,706 | 0.77823 | 831,438 | 11.9 |
| **75** | 0.27260 | 15,656 | 0.06312 | 57,433 | 248,027 | 0.51626 [c] | 512,731 | 8.9 |
| **80+** | 1.00000 | 41,777 | 0.15783 | 41,777 | 264,704 | - | 264,704 | 6.3 |
| **Lelaki** *Male* | | | | | | | | |
| **0** | 0.01114 | 1,114 | 0.01126 | 100,000 | 98,969 | 0.98795 [a] | 7,052,764 | 70.5 |
| **1** | 0.00229 | 226 | 0.00057 | 98,886 | 395,005 | 0.99648 [b] | 6,953,796 | 70.3 |
| **5** | 0.00431 | 425 | 0.00086 | 98,660 | 492,237 | 0.99784 | 6,558,790 | 66.5 |
| **10** | 0.00000 | - | 0.00000 | 98,235 | 491,174 | 0.99906 | 6,066,554 | 61.8 |
| **15** | 0.00189 | 186 | 0.00038 | 98,235 | 490,710 | 0.99712 | 5,575,379 | 56.8 |
| **20** | 0.00388 | 380 | 0.00078 | 98,049 | 489,296 | 0.99442 | 5,084,669 | 51.9 |
| **25** | 0.00730 | 713 | 0.00146 | 97,669 | 486,564 | 0.99316 | 4,595,373 | 47.1 |
| **30** | 0.00638 | 618 | 0.00128 | 96,956 | 483,237 | 0.99154 | 4,108,808 | 42.4 |
| **35** | 0.01057 | 1,018 | 0.00212 | 96,338 | 479,147 | 0.98384 | 3,625,571 | 37.6 |
| **40** | 0.02182 | 2,080 | 0.00441 | 95,320 | 471,402 | 0.97315 | 3,146,424 | 33.0 |
| **45** | 0.03199 | 2,983 | 0.00650 | 93,240 | 458,745 | 0.95269 | 2,675,022 | 28.7 |
| **50** | 0.06314 | 5,699 | 0.01304 | 90,258 | 437,041 | 0.92910 | 2,216,278 | 24.6 |
| **55** | 0.07918 | 6,695 | 0.01649 | 84,559 | 406,055 | 0.91622 | 1,779,237 | 21.0 |
| **60** | 0.08877 | 6,912 | 0.01858 | 77,863 | 372,036 | 0.90686 | 1,373,182 | 17.6 |
| **65** | 0.09793 | 6,948 | 0.02059 | 70,951 | 337,384 | 0.84205 | 1,001,146 | 14.1 |
| **70** | 0.22449 | 14,368 | 0.05057 | 64,003 | 284,094 | 0.71179 | 663,762 | 10.4 |
| **75** | 0.37037 | 18,383 | 0.09091 | 49,635 | 202,216 | 0.46739 [c] | 379,668 | 7.6 |
| **80+** | 1.00000 | 31,252 | 0.17611 | 31,252 | 177,453 | - | 177,453 | 5.7 |
| **Perempuan** *Female* | | | | | | | | |
| **0** | 0.00274 | 274 | 0.00274 | 100,000 | 99,742 | 0.99613 [a] | 7,716,076 | 77.2 |
| **1** | 0.00236 | 235 | 0.00059 | 99,726 | 398,323 | 0.99878 [b] | 7,616,334 | 76.4 |
| **5** | 0.00000 | - | 0.00000 | 99,491 | 497,457 | 0.99900 | 7,218,011 | 72.5 |
| **10** | 0.00199 | 198 | 0.00040 | 99,491 | 496,961 | 0.99900 | 6,720,555 | 67.5 |
| **15** | 0.00000 | - | 0.00000 | 99,293 | 496,465 | 0.99936 | 6,223,594 | 62.7 |
| **20** | 0.00129 | 128 | 0.00026 | 99,293 | 496,146 | 0.99810 | 5,727,128 | 57.7 |
| **25** | 0.00253 | 250 | 0.00051 | 99,165 | 495,201 | 0.99744 | 5,230,982 | 52.8 |
| **30** | 0.00259 | 256 | 0.00052 | 98,915 | 493,934 | 0.99571 | 4,735,782 | 47.9 |
| **35** | 0.00600 | 592 | 0.00120 | 98,659 | 491,813 | 0.99073 | 4,241,848 | 43.0 |
| **40** | 0.01257 | 1,233 | 0.00253 | 98,067 | 487,251 | 0.98296 | 3,750,035 | 38.2 |
| **45** | 0.02157 | 2,088 | 0.00436 | 96,834 | 478,948 | 0.97781 | 3,262,783 | 33.7 |
| **50** | 0.02283 | 2,163 | 0.00462 | 94,745 | 468,320 | 0.96867 | 2,783,835 | 29.4 |
| **55** | 0.04002 | 3,705 | 0.00817 | 92,582 | 453,649 | 0.94569 | 2,315,515 | 25.0 |
| **60** | 0.06920 | 6,151 | 0.01434 | 88,877 | 429,010 | 0.92770 | 1,861,866 | 20.9 |
| **65** | 0.07563 | 6,256 | 0.01572 | 82,727 | 397,993 | 0.89269 | 1,432,856 | 17.3 |
| **70** | 0.14159 | 10,828 | 0.03048 | 76,470 | 355,283 | 0.84029 | 1,034,863 | 13.5 |
| **75** | 0.18081 | 11,869 | 0.03976 | 65,643 | 298,542 | 0.56070 [c] | 679,580 | 10.4 |
| **80+** | 1.00000 | 53,774 | 0.14113 | 53,774 | 381,037 | - | 381,037 | 7.1 |

**Nota:** *Notes:*

[a] **Daripada umur 0 hingga kumpulan umur 1-4**
*From age of 0 to age group 1-4*

[b] **Daripada umur 0, kumpulan umur 1-4 hingga kumpulan umur 5-9**
*From age of 0, age group 1-4 to age group 5-9*

[c] **Daripada umur 75 hingga 80+**
*From age of 75 to 80+*

[e] **Anggaran**
*Estimates*

**Jadual 5.3.11: Jadual hayat ringkas mengikut jantina dan umur, Kecil Lojing, Kelantan, 2026[e]**

*Table 5.3.11: Abridged life table by sex and age, Kecil Lojing, Kelantan, 2026 [e]*

| **Umur** *Age* | **Kebarangkalian mati di antara umur x dan umur x+n** *Probability of dying between age x and age x+n* | **Bilangan kematian di antara umur x dan umur x+n** *Number of deaths between age x and age x+n* | **Kadar tengah mortaliti di antara umur x dan umur x+n** *Central mortality rate between age x and age x+n* | **Penakat (orang yang masih hidup) pada umur tepat x** *Survivors at exact age x* | **Bilangan orang hidup-tahun di antara umur x dan umur x+n** *Number of person-years lived between age x and age x+n* | **Nisbah ketakatan** *Survival ratio* | **Jumlah bilangan orang hidup-tahun selepas umur tepat x** *Total number of person-years lived after exact age x* | **Jangkaan hayat** *Life expectancy* |
|---|---|---|---|---|---|---|---|---|
| **x** | $_nq_x$ | $_nd_x$ | $_nm_x$ | $l_x$ | $_nL_x$ | $_nS_x$ | $T_x$ | $e_x$ |
| **Lelaki dan Perempuan** *Both sexes* | | | | | | | | |
| **0** | 0.01198 | 1,198 | 0.01211 | 100,000 | 98,905 | 0.98823 [a] | 6,579,675 | 65.8 |
| **1** | 0.00000 | - | 0.00000 | 98,802 | 395,210 | 0.99979 [b] | 6,480,769 | 65.6 |
| **5** | 0.00000 | - | 0.00000 | 98,802 | 494,012 | 1.00000 | 6,085,560 | 61.6 |
| **10** | 0.00000 | - | 0.00000 | 98,802 | 494,012 | 0.99307 | 5,591,548 | 56.6 |
| **15** | 0.01385 | 1,368 | 0.00279 | 98,802 | 490,591 | 0.98506 | 5,097,536 | 51.6 |
| **20** | 0.01605 | 1,564 | 0.00324 | 97,434 | 483,260 | 0.98581 | 4,606,945 | 47.3 |
| **25** | 0.01229 | 1,178 | 0.00247 | 95,870 | 476,404 | 0.98905 | 4,123,685 | 43.0 |
| **30** | 0.00960 | 909 | 0.00193 | 94,692 | 471,187 | 0.98396 | 3,647,281 | 38.5 |
| **35** | 0.02255 | 2,115 | 0.00456 | 93,783 | 463,628 | 0.98131 | 3,176,094 | 33.9 |
| **40** | 0.01475 | 1,352 | 0.00297 | 91,668 | 454,962 | 0.95410 | 2,712,465 | 29.6 |
| **45** | 0.07752 | 7,001 | 0.01613 | 90,316 | 434,079 | 0.92704 | 2,257,504 | 25.0 |
| **50** | 0.06803 | 5,668 | 0.01408 | 83,315 | 402,406 | 0.94087 | 1,823,425 | 21.9 |
| **55** | 0.04959 | 3,850 | 0.01017 | 77,647 | 378,611 | 0.91778 | 1,421,019 | 18.3 |
| **60** | 0.11655 | 8,601 | 0.02475 | 73,797 | 347,483 | 0.78033 | 1,042,408 | 14.1 |
| **65** | 0.33639 | 21,931 | 0.08088 | 65,196 | 271,152 | 0.72323 | 694,925 | 10.7 |
| **70** | 0.18692 | 8,087 | 0.04124 | 43,265 | 196,106 | 0.68901 | 423,773 | 9.8 |
| **75** | 0.46358 | 16,308 | 0.12069 | 35,178 | 135,120 | 0.40650 [c] | 227,667 | 6.5 |
| **80+** | 1.00000 | 18,870 | 0.20390 | 18,870 | 92,547 | - | 92,547 | 4.9 |
| **Lelaki** *Male* | | | | | | | | |
| **0** | 0.00743 | 743 | 0.00749 | 100,000 | 99,304 | 0.99266 [a] | 6,321,349 | 63.2 |
| **1** | 0.00000 | - | 0.00000 | 99,257 | 397,026 | 0.99990 [b] | 6,222,045 | 62.7 |
| **5** | 0.00000 | - | 0.00000 | 99,257 | 496,283 | 1.00000 | 5,825,019 | 58.7 |
| **10** | 0.00000 | - | 0.00000 | 99,257 | 496,283 | 0.98969 | 5,328,736 | 53.7 |
| **15** | 0.02062 | 2,047 | 0.00417 | 99,257 | 491,166 | 0.97543 | 4,832,454 | 48.7 |
| **20** | 0.02861 | 2,781 | 0.00581 | 97,210 | 479,096 | 0.98186 | 4,341,287 | 44.7 |
| **25** | 0.00737 | 696 | 0.00148 | 94,429 | 470,403 | 0.99186 | 3,862,191 | 40.9 |
| **30** | 0.00892 | 836 | 0.00179 | 93,733 | 466,573 | 0.98051 | 3,391,788 | 36.2 |
| **35** | 0.03015 | 2,801 | 0.00612 | 92,897 | 457,481 | 0.97149 | 2,925,215 | 31.5 |
| **40** | 0.02681 | 2,415 | 0.00543 | 90,096 | 444,440 | 0.94338 | 2,467,734 | 27.4 |
| **45** | 0.08726 | 7,651 | 0.01825 | 87,680 | 419,274 | 0.91377 | 2,023,294 | 23.1 |
| **50** | 0.08511 | 6,811 | 0.01778 | 80,029 | 383,119 | 0.92433 | 1,604,021 | 20.0 |
| **55** | 0.06536 | 4,786 | 0.01351 | 73,218 | 354,127 | 0.92662 | 1,220,902 | 16.7 |
| **60** | 0.08197 | 5,609 | 0.01709 | 68,433 | 328,141 | 0.72379 | 866,774 | 12.7 |
| **65** | 0.48780 | 30,646 | 0.12903 | 62,824 | 237,503 | 0.64250 | 538,634 | 8.6 |
| **70** | 0.10309 | 3,317 | 0.02174 | 32,178 | 152,596 | 0.65378 | 301,130 | 9.4 |
| **75** | 0.61728 | 17,815 | 0.17857 | 28,861 | 99,765 | 0.32834 [c] | 148,534 | 5.1 |
| **80+** | 1.00000 | 11,045 | 0.22648 | 11,045 | 48,769 | - | 48,769 | 4.4 |
| **Perempuan** *Female* | | | | | | | | |
| **0** | 0.01724 | 1,724 | 0.01751 | 100,000 | 98,451 | 0.98311 [a] | 6,891,590 | 68.9 |
| **1** | 0.00000 | - | 0.00000 | 98,276 | 393,103 | 0.99964 [b] | 6,793,139 | 69.1 |
| **5** | 0.00000 | - | 0.00000 | 98,276 | 491,379 | 1.00000 | 6,400,035 | 65.1 |
| **10** | 0.00000 | - | 0.00000 | 98,276 | 491,379 | 0.99651 | 5,908,656 | 60.1 |
| **15** | 0.00698 | 686 | 0.00140 | 98,276 | 489,665 | 0.99650 | 5,417,277 | 55.1 |
| **20** | 0.00000 | - | 0.00000 | 97,590 | 487,950 | 0.99077 | 4,927,612 | 50.5 |
| **25** | 0.01845 | 1,801 | 0.00372 | 97,590 | 483,449 | 0.98555 | 4,439,662 | 45.5 |
| **30** | 0.01038 | 995 | 0.00209 | 95,790 | 476,461 | 0.98840 | 3,956,213 | 41.3 |
| **35** | 0.01284 | 1,217 | 0.00258 | 94,795 | 470,932 | 0.99354 | 3,479,752 | 36.7 |
| **40** | 0.00000 | - | 0.00000 | 93,578 | 467,890 | 0.96732 | 3,008,820 | 32.2 |
| **45** | 0.06536 | 6,116 | 0.01351 | 93,578 | 452,599 | 0.94276 | 2,540,930 | 27.2 |
| **50** | 0.04854 | 4,246 | 0.00995 | 87,462 | 426,694 | 0.95882 | 2,088,331 | 23.9 |
| **55** | 0.03344 | 2,783 | 0.00680 | 83,216 | 409,122 | 0.90329 | 1,661,637 | 20.0 |
| **60** | 0.16216 | 13,043 | 0.03529 | 80,433 | 369,556 | 0.82786 | 1,252,515 | 15.6 |
| **65** | 0.18405 | 12,403 | 0.04054 | 67,390 | 305,941 | 0.78344 | 882,958 | 13.1 |
| **70** | 0.25641 | 14,099 | 0.05882 | 54,987 | 239,686 | 0.73109 | 577,018 | 10.5 |
| **75** | 0.28571 | 11,682 | 0.06667 | 40,888 | 175,232 | 0.48053 [c] | 337,332 | 8.3 |
| **80+** | 1.00000 | 29,205 | 0.18017 | 29,205 | 162,100 | - | 162,100 | 5.6 |

**Nota:** *Notes:*

[a] **Daripada umur 0 hingga kumpulan umur 1-4**
*From age of 0 to age group 1-4*

[b] **Daripada umur 0, kumpulan umur 1-4 hingga kumpulan umur 5-9**
*From age of 0, age group 1-4 to age group 5-9*

[c] **Daripada umur 75 hingga 80+**
*From age of 75 to 80+*

[e] **Anggaran**
*Estimates*

# NEGERI & DAERAH PENTADBIRAN

## *STATE & ADMINISTRATIVE DISTRICT*

# MELAKA

# 2026e

**Muka surat ini sengaja dibiarkan kosong**

*This page is deliberately left blank*

**Jadual 5.4: Jadual hayat ringkas mengikut jantina dan umur, Melaka, 2026[e]**

*Table 5.4: Abridged life table by sex and age, Melaka, 2026 [e]*

| **Umur** *Age* | **Kebarangkalian mati di antara umur x dan umur x+n** *Probability of dying between age x and age x+n* | **Bilangan kematian di antara umur x dan umur x+n** *Number of deaths between age x and age x+n* | **Kadar tengah mortaliti di antara umur x dan umur x+n** *Central mortality rate between age x and age x+n* | **Penakat (orang yang masih hidup) pada umur tepat x** *Survivors at exact age x* | **Bilangan orang hidup-tahun di antara umur x dan umur x+n** *Number of person-years lived between age x and age x+n* | **Nisbah ketakatan** *Survival ratio* | **Jumlah bilangan orang hidup-tahun selepas umur tepat x** *Total number of person-years lived after exact age x* | **Jangkaan hayat** *Life expectancy* |
|---|---|---|---|---|---|---|---|---|
| **x** | $_nq_x$ | $_nd_x$ | $_nm_x$ | $l_x$ | $_nL_x$ | $_nS_x$ | $T_x$ | $e_x$ |
| **Lelaki dan Perempuan** *Both sexes* | | | | | | | | |
| **0** | 0.00672 | 672 | 0.00676 | 100,000 | 99,375 | 0.99291 [a] | 7,475,110 | 74.8 |
| **1** | 0.00094 | 93 | 0.00023 | 99,328 | 397,081 | 0.99893 [b] | 7,375,735 | 74.3 |
| **5** | 0.00102 | 101 | 0.00020 | 99,235 | 495,923 | 0.99897 | 6,978,654 | 70.3 |
| **10** | 0.00105 | 104 | 0.00021 | 99,134 | 495,411 | 0.99766 | 6,482,731 | 65.4 |
| **15** | 0.00363 | 360 | 0.00073 | 99,030 | 494,251 | 0.99638 | 5,987,320 | 60.5 |
| **20** | 0.00361 | 357 | 0.00072 | 98,670 | 492,460 | 0.99624 | 5,493,069 | 55.7 |
| **25** | 0.00391 | 384 | 0.00078 | 98,314 | 490,607 | 0.99661 | 5,000,609 | 50.9 |
| **30** | 0.00287 | 281 | 0.00057 | 97,929 | 488,943 | 0.99479 | 4,510,003 | 46.1 |
| **35** | 0.00757 | 739 | 0.00152 | 97,648 | 486,394 | 0.98975 | 4,021,059 | 41.2 |
| **40** | 0.01295 | 1,255 | 0.00261 | 96,909 | 481,408 | 0.98567 | 3,534,665 | 36.5 |
| **45** | 0.01573 | 1,505 | 0.00317 | 95,654 | 474,508 | 0.97527 | 3,053,257 | 31.9 |
| **50** | 0.03387 | 3,189 | 0.00689 | 94,149 | 462,775 | 0.95610 | 2,578,749 | 27.4 |
| **55** | 0.05429 | 4,938 | 0.01116 | 90,961 | 442,458 | 0.93407 | 2,115,973 | 23.3 |
| **60** | 0.07823 | 6,730 | 0.01628 | 86,023 | 413,289 | 0.90642 | 1,673,515 | 19.5 |
| **65** | 0.11024 | 8,741 | 0.02333 | 79,293 | 374,611 | 0.87111 | 1,260,226 | 15.9 |
| **70** | 0.14986 | 10,573 | 0.03240 | 70,552 | 326,327 | 0.80596 | 885,615 | 12.6 |
| **75** | 0.24601 | 14,755 | 0.05610 | 59,979 | 263,007 | 0.52975 [c] | 559,288 | 9.3 |
| **80+** | 1.00000 | 45,224 | 0.15264 | 45,224 | 296,282 | - | 296,282 | 6.6 |
| **Lelaki** *Male* | | | | | | | | |
| **0** | 0.00793 | 793 | 0.00798 | 100,000 | 99,259 | 0.99161 [a] | 7,199,004 | 72.0 |
| **1** | 0.00121 | 120 | 0.00030 | 99,207 | 396,544 | 0.99864 [b] | 7,099,745 | 71.6 |
| **5** | 0.00123 | 122 | 0.00025 | 99,087 | 495,130 | 0.99877 | 6,703,201 | 67.6 |
| **10** | 0.00123 | 122 | 0.00025 | 98,965 | 494,519 | 0.99680 | 6,208,070 | 62.7 |
| **15** | 0.00517 | 511 | 0.00104 | 98,843 | 492,937 | 0.99485 | 5,713,551 | 57.8 |
| **20** | 0.00512 | 504 | 0.00103 | 98,332 | 490,401 | 0.99513 | 5,220,614 | 53.1 |
| **25** | 0.00460 | 450 | 0.00092 | 97,828 | 488,015 | 0.99621 | 4,730,213 | 48.4 |
| **30** | 0.00297 | 289 | 0.00059 | 97,378 | 486,166 | 0.99380 | 4,242,198 | 43.6 |
| **35** | 0.00943 | 916 | 0.00190 | 97,089 | 483,154 | 0.98758 | 3,756,031 | 38.7 |
| **40** | 0.01544 | 1,485 | 0.00311 | 96,173 | 477,152 | 0.98290 | 3,272,877 | 34.0 |
| **45** | 0.01878 | 1,778 | 0.00379 | 94,688 | 468,995 | 0.96520 | 2,795,725 | 29.5 |
| **50** | 0.05113 | 4,751 | 0.01050 | 92,910 | 452,672 | 0.93803 | 2,326,730 | 25.0 |
| **55** | 0.07340 | 6,471 | 0.01524 | 88,159 | 424,618 | 0.91347 | 1,874,059 | 21.3 |
| **60** | 0.10070 | 8,226 | 0.02121 | 81,688 | 387,876 | 0.87926 | 1,449,441 | 17.7 |
| **65** | 0.14302 | 10,507 | 0.03081 | 73,462 | 341,044 | 0.83329 | 1,061,565 | 14.5 |
| **70** | 0.19435 | 12,235 | 0.04305 | 62,955 | 284,189 | 0.76650 | 720,521 | 11.4 |
| **75** | 0.28209 | 14,308 | 0.06568 | 50,720 | 217,831 | 0.50077 [c] | 436,332 | 8.6 |
| **80+** | 1.00000 | 36,412 | 0.16665 | 36,412 | 218,501 | - | 218,501 | 6.0 |
| **Perempuan** *Female* | | | | | | | | |
| **0** | 0.00542 | 542 | 0.00544 | 100,000 | 99,494 | 0.99434 [a] | 7,775,705 | 77.8 |
| **1** | 0.00064 | 64 | 0.00016 | 99,458 | 397,674 | 0.99921 [b] | 7,676,211 | 77.2 |
| **5** | 0.00079 | 78 | 0.00016 | 99,394 | 496,776 | 0.99918 | 7,278,536 | 73.2 |
| **10** | 0.00085 | 84 | 0.00017 | 99,316 | 496,370 | 0.99860 | 6,781,760 | 68.3 |
| **15** | 0.00195 | 193 | 0.00039 | 99,232 | 495,676 | 0.99809 | 6,285,389 | 63.3 |
| **20** | 0.00187 | 185 | 0.00037 | 99,039 | 494,730 | 0.99757 | 5,789,713 | 58.5 |
| **25** | 0.00299 | 296 | 0.00060 | 98,853 | 493,528 | 0.99715 | 5,294,983 | 53.6 |
| **30** | 0.00272 | 268 | 0.00054 | 98,558 | 492,119 | 0.99597 | 4,801,454 | 48.7 |
| **35** | 0.00534 | 525 | 0.00107 | 98,290 | 490,137 | 0.99228 | 4,309,335 | 43.8 |
| **40** | 0.01012 | 989 | 0.00203 | 97,765 | 486,352 | 0.98893 | 3,819,198 | 39.1 |
| **45** | 0.01204 | 1,165 | 0.00242 | 96,776 | 480,966 | 0.98372 | 3,332,846 | 34.4 |
| **50** | 0.02058 | 1,967 | 0.00416 | 95,610 | 473,134 | 0.97171 | 2,851,880 | 29.8 |
| **55** | 0.03617 | 3,387 | 0.00737 | 93,643 | 459,749 | 0.95338 | 2,378,746 | 25.4 |
| **60** | 0.05746 | 5,186 | 0.01183 | 90,256 | 438,317 | 0.93233 | 1,918,997 | 21.3 |
| **65** | 0.07851 | 6,679 | 0.01634 | 85,071 | 408,656 | 0.90558 | 1,480,680 | 17.4 |
| **70** | 0.11170 | 8,756 | 0.02366 | 78,392 | 370,069 | 0.84013 | 1,072,023 | 13.7 |
| **75** | 0.21410 | 14,909 | 0.04795 | 69,636 | 310,907 | 0.55708 [c] | 701,954 | 10.1 |
| **80+** | 1.00000 | 54,727 | 0.13995 | 54,727 | 391,048 | - | 391,048 | 7.1 |

**Nota:** *Notes:*

[a] **Daripada umur 0 hingga kumpulan umur 1-4**
*From age of 0 to age group 1-4*

[b] **Daripada umur 0, kumpulan umur 1-4 hingga kumpulan umur 5-9**
*From age of 0, age group 1-4 to age group 5-9*

[c] **Daripada umur 75 hingga 80+**
*From age of 75 to 80+*

[e] **Anggaran**
*Estimates*

**Jadual 5.4.1: Jadual hayat ringkas mengikut jantina dan umur, Alor Gajah, Melaka, 2026[e]**

*Table 5.4.1: Abridged life table by sex and age, Alor Gajah, Melaka, 2026 [e]*

| **Umur** *Age* | **Kebarangkalian mati di antara umur x dan umur x+n** *Probability of dying between age x and age x+n* | **Bilangan kematian di antara umur x dan umur x+n** *Number of deaths between age x and age x+n* | **Kadar tengah mortaliti di antara umur x dan umur x+n** *Central mortality rate between age x and age x+n* | **Penakat (orang yang masih hidup) pada umur tepat x** *Survivors at exact age x* | **Bilangan orang hidup-tahun di antara umur x dan umur x+n** *Number of person-years lived between age x and age x+n* | **Nisbah ketakatan** *Survival ratio* | **Jumlah bilangan orang hidup-tahun selepas umur tepat x** *Total number of person-years lived after exact age x* | **Jangkaan hayat** *Life expectancy* |
|---|---|---|---|---|---|---|---|---|
| **x** | $_nq_x$ | $_nd_x$ | $_nm_x$ | $l_x$ | $_nL_x$ | $_nS_x$ | $T_x$ | $e_x$ |
| **Lelaki dan Perempuan** *Both sexes* | | | | | | | | |
| **0** | 0.00828 | 828 | 0.00835 | 100,000 | 99,234 | 0.99136 [a] | 7,400,143 | 74.0 |
| **1** | 0.00098 | 97 | 0.00025 | 99,172 | 396,445 | 0.99919 [b] | 7,300,910 | 73.6 |
| **5** | 0.00038 | 37 | 0.00008 | 99,075 | 495,280 | 0.99895 | 6,904,464 | 69.7 |
| **10** | 0.00171 | 170 | 0.00034 | 99,037 | 494,762 | 0.99703 | 6,409,184 | 64.7 |
| **15** | 0.00422 | 417 | 0.00085 | 98,868 | 493,295 | 0.99635 | 5,914,422 | 59.8 |
| **20** | 0.00307 | 303 | 0.00062 | 98,450 | 491,496 | 0.99709 | 5,421,127 | 55.1 |
| **25** | 0.00275 | 270 | 0.00055 | 98,148 | 490,064 | 0.99617 | 4,929,631 | 50.2 |
| **30** | 0.00491 | 480 | 0.00098 | 97,878 | 488,189 | 0.99382 | 4,439,567 | 45.4 |
| **35** | 0.00746 | 726 | 0.00150 | 97,397 | 485,172 | 0.99014 | 3,951,378 | 40.6 |
| **40** | 0.01228 | 1,187 | 0.00247 | 96,671 | 480,388 | 0.98777 | 3,466,206 | 35.9 |
| **45** | 0.01218 | 1,163 | 0.00245 | 95,484 | 474,511 | 0.97641 | 2,985,818 | 31.3 |
| **50** | 0.03513 | 3,314 | 0.00715 | 94,321 | 463,319 | 0.95082 | 2,511,307 | 26.6 |
| **55** | 0.06375 | 5,802 | 0.01317 | 91,007 | 440,531 | 0.92065 | 2,047,988 | 22.5 |
| **60** | 0.09600 | 8,180 | 0.02017 | 85,205 | 405,577 | 0.88857 | 1,607,457 | 18.9 |
| **65** | 0.12849 | 9,897 | 0.02746 | 77,025 | 360,383 | 0.86294 | 1,201,881 | 15.6 |
| **70** | 0.14688 | 9,860 | 0.03170 | 67,128 | 310,990 | 0.80888 | 841,498 | 12.5 |
| **75** | 0.24299 | 13,915 | 0.05532 | 57,268 | 251,552 | 0.52583 [c] | 530,508 | 9.3 |
| **80+** | 1.00000 | 43,353 | 0.15541 | 43,353 | 278,956 | - | 278,956 | 6.4 |
| **Lelaki** *Male* | | | | | | | | |
| **0** | 0.00969 | 969 | 0.00978 | 100,000 | 99,099 | 0.99014 [a] | 7,150,683 | 71.5 |
| **1** | 0.00064 | 64 | 0.00016 | 99,031 | 395,972 | 0.99917 [b] | 7,051,584 | 71.2 |
| **5** | 0.00071 | 70 | 0.00014 | 98,967 | 494,660 | 0.99829 | 6,655,612 | 67.3 |
| **10** | 0.00271 | 268 | 0.00054 | 98,897 | 493,813 | 0.99621 | 6,160,953 | 62.3 |
| **15** | 0.00487 | 480 | 0.00098 | 98,628 | 491,941 | 0.99528 | 5,667,140 | 57.5 |
| **20** | 0.00456 | 448 | 0.00091 | 98,148 | 489,621 | 0.99679 | 5,175,199 | 52.7 |
| **25** | 0.00185 | 181 | 0.00037 | 97,700 | 488,049 | 0.99599 | 4,685,578 | 48.0 |
| **30** | 0.00618 | 602 | 0.00124 | 97,519 | 486,091 | 0.99322 | 4,197,529 | 43.0 |
| **35** | 0.00738 | 715 | 0.00148 | 96,917 | 482,797 | 0.98978 | 3,711,439 | 38.3 |
| **40** | 0.01309 | 1,259 | 0.00263 | 96,202 | 477,862 | 0.98627 | 3,228,641 | 33.6 |
| **45** | 0.01438 | 1,365 | 0.00290 | 94,943 | 471,302 | 0.96282 | 2,750,780 | 29.0 |
| **50** | 0.06031 | 5,644 | 0.01244 | 93,578 | 453,780 | 0.92909 | 2,279,477 | 24.4 |
| **55** | 0.08219 | 7,227 | 0.01714 | 87,934 | 421,603 | 0.90079 | 1,825,697 | 20.8 |
| **60** | 0.11776 | 9,504 | 0.02503 | 80,707 | 379,775 | 0.86665 | 1,404,095 | 17.4 |
| **65** | 0.15102 | 10,753 | 0.03267 | 71,203 | 329,131 | 0.82481 | 1,024,320 | 14.4 |
| **70** | 0.20366 | 12,311 | 0.04535 | 60,449 | 271,469 | 0.77336 | 695,189 | 11.5 |
| **75** | 0.25550 | 12,299 | 0.05858 | 48,138 | 209,943 | 0.50453 [c] | 423,721 | 8.8 |
| **80+** | 1.00000 | 35,839 | 0.16765 | 35,839 | 213,778 | - | 213,778 | 6.0 |
| **Perempuan** *Female* | | | | | | | | |
| **0** | 0.00666 | 666 | 0.00671 | 100,000 | 99,380 | 0.99277 [a] | 7,639,135 | 76.4 |
| **1** | 0.00133 | 132 | 0.00033 | 99,334 | 397,006 | 0.99924 [b] | 7,539,754 | 75.9 |
| **5** | 0.00000 | - | 0.00000 | 99,202 | 496,008 | 0.99970 | 7,142,749 | 72.0 |
| **10** | 0.00060 | 60 | 0.00012 | 99,202 | 495,858 | 0.99794 | 6,646,741 | 67.0 |
| **15** | 0.00351 | 348 | 0.00070 | 99,142 | 494,837 | 0.99757 | 6,150,883 | 62.0 |
| **20** | 0.00133 | 132 | 0.00027 | 98,793 | 493,637 | 0.99747 | 5,656,046 | 57.3 |
| **25** | 0.00373 | 368 | 0.00075 | 98,661 | 492,386 | 0.99639 | 5,162,409 | 52.3 |
| **30** | 0.00348 | 342 | 0.00070 | 98,293 | 490,610 | 0.99449 | 4,670,022 | 47.5 |
| **35** | 0.00755 | 739 | 0.00151 | 97,951 | 487,907 | 0.99055 | 4,179,412 | 42.7 |
| **40** | 0.01137 | 1,105 | 0.00229 | 97,212 | 483,297 | 0.98962 | 3,691,506 | 38.0 |
| **45** | 0.00939 | 902 | 0.00189 | 96,107 | 478,278 | 0.98538 | 3,208,209 | 33.4 |
| **50** | 0.01990 | 1,894 | 0.00402 | 95,204 | 471,286 | 0.96704 | 2,729,931 | 28.7 |
| **55** | 0.04629 | 4,319 | 0.00948 | 93,310 | 455,752 | 0.93881 | 2,258,645 | 24.2 |
| **60** | 0.07681 | 6,836 | 0.01598 | 88,991 | 427,865 | 0.90831 | 1,802,893 | 20.3 |
| **65** | 0.10779 | 8,856 | 0.02279 | 82,155 | 388,636 | 0.89502 | 1,375,027 | 16.7 |
| **70** | 0.10183 | 7,464 | 0.02146 | 73,299 | 347,836 | 0.83626 | 986,391 | 13.5 |
| **75** | 0.23267 | 15,318 | 0.05266 | 65,835 | 290,880 | 0.54447 [c] | 638,555 | 9.7 |
| **80+** | 1.00000 | 50,517 | 0.14530 | 50,517 | 347,675 | - | 347,675 | 6.9 |

**Nota:** *Notes:*

[a] **Daripada umur 0 hingga kumpulan umur 1-4**
*From age of 0 to age group 1-4*

[b] **Daripada umur 0, kumpulan umur 1-4 hingga kumpulan umur 5-9**
*From age of 0, age group 1-4 to age group 5-9*

[c] **Daripada umur 75 hingga 80+**
*From age of 75 to 80+*

[e] **Anggaran**
*Estimates*

**Jadual 5.4.2: Jadual hayat ringkas mengikut jantina dan umur, Jasin, Melaka, 2026[e]**

*Table 5.4.2: Abridged life table by sex and age, Jasin, Melaka, 2026 [e]*

| **Umur** *Age* | **Kebarangkalian mati di antara umur x dan umur x+n** *Probability of dying between age x and age x+n* | **Bilangan kematian di antara umur x dan umur x+n** *Number of deaths between age x and age x+n* | **Kadar tengah mortaliti di antara umur x dan umur x+n** *Central mortality rate between age x and age x+n* | **Penakat (orang yang masih hidup) pada umur tepat x** *Survivors at exact age x* | **Bilangan orang hidup-tahun di antara umur x dan umur x+n** *Number of person-years lived between age x and age x+n* | **Nisbah ketakatan** *Survival ratio* | **Jumlah bilangan orang hidup-tahun selepas umur tepat x** *Total number of person-years lived after exact age x* | **Jangkaan hayat** *Life expectancy* |
|---|---|---|---|---|---|---|---|---|
| **x** | $_nq_x$ | $_nd_x$ | $_nm_x$ | $l_x$ | $_nL_x$ | $_nS_x$ | $T_x$ | $e_x$ |
| **Lelaki dan Perempuan** *Both sexes* | | | | | | | | |
| **0** | 0.00505 | 505 | 0.00508 | 100,000 | 99,527 | 0.99437 [a] | 7,390,863 | 73.9 |
| **1** | 0.00130 | 129 | 0.00032 | 99,495 | 397,657 | 0.99795 [b] | 7,291,335 | 73.3 |
| **5** | 0.00267 | 265 | 0.00053 | 99,365 | 496,164 | 0.99725 | 6,893,678 | 69.4 |
| **10** | 0.00283 | 280 | 0.00057 | 99,100 | 494,800 | 0.99593 | 6,397,514 | 64.6 |
| **15** | 0.00531 | 525 | 0.00106 | 98,820 | 492,786 | 0.99448 | 5,902,715 | 59.7 |
| **20** | 0.00574 | 564 | 0.00115 | 98,295 | 490,065 | 0.99499 | 5,409,928 | 55.0 |
| **25** | 0.00428 | 418 | 0.00086 | 97,731 | 487,610 | 0.99620 | 4,919,863 | 50.3 |
| **30** | 0.00331 | 322 | 0.00066 | 97,313 | 485,760 | 0.99397 | 4,432,253 | 45.5 |
| **35** | 0.00875 | 849 | 0.00176 | 96,991 | 482,833 | 0.98864 | 3,946,493 | 40.7 |
| **40** | 0.01399 | 1,345 | 0.00282 | 96,142 | 477,348 | 0.98115 | 3,463,660 | 36.0 |
| **45** | 0.02377 | 2,253 | 0.00481 | 94,797 | 468,352 | 0.96841 | 2,986,313 | 31.5 |
| **50** | 0.03961 | 3,665 | 0.00808 | 92,544 | 453,555 | 0.94791 | 2,517,961 | 27.2 |
| **55** | 0.06509 | 5,786 | 0.01346 | 88,878 | 429,928 | 0.93330 | 2,064,406 | 23.2 |
| **60** | 0.06841 | 5,684 | 0.01417 | 83,093 | 401,254 | 0.91346 | 1,634,478 | 19.7 |
| **65** | 0.10601 | 8,206 | 0.02239 | 77,409 | 366,529 | 0.87571 | 1,233,224 | 15.9 |
| **70** | 0.14475 | 10,017 | 0.03121 | 69,203 | 320,972 | 0.80560 | 866,695 | 12.5 |
| **75** | 0.25247 | 14,942 | 0.05779 | 59,186 | 258,574 | 0.52618 [c] | 545,724 | 9.2 |
| **80+** | 1.00000 | 44,243 | 0.15408 | 44,243 | 287,150 | - | 287,150 | 6.5 |
| **Lelaki** *Male* | | | | | | | | |
| **0** | 0.00500 | 500 | 0.00502 | 100,000 | 99,529 | 0.99388 [a] | 7,159,649 | 71.6 |
| **1** | 0.00252 | 250 | 0.00063 | 99,500 | 397,410 | 0.99656 [b] | 7,060,120 | 71.0 |
| **5** | 0.00411 | 408 | 0.00082 | 99,250 | 495,229 | 0.99749 | 6,662,709 | 67.1 |
| **10** | 0.00090 | 89 | 0.00018 | 98,842 | 493,985 | 0.99495 | 6,167,480 | 62.4 |
| **15** | 0.00920 | 909 | 0.00185 | 98,752 | 491,490 | 0.99135 | 5,673,495 | 57.5 |
| **20** | 0.00809 | 792 | 0.00162 | 97,843 | 487,238 | 0.99401 | 5,182,005 | 53.0 |
| **25** | 0.00387 | 376 | 0.00078 | 97,052 | 484,320 | 0.99648 | 4,694,767 | 48.4 |
| **30** | 0.00317 | 307 | 0.00064 | 96,676 | 482,614 | 0.99281 | 4,210,447 | 43.6 |
| **35** | 0.01122 | 1,082 | 0.00226 | 96,370 | 479,143 | 0.98558 | 3,727,833 | 38.7 |
| **40** | 0.01765 | 1,682 | 0.00356 | 95,288 | 472,233 | 0.97660 | 3,248,690 | 34.1 |
| **45** | 0.02926 | 2,739 | 0.00594 | 93,606 | 461,181 | 0.95601 | 2,776,456 | 29.7 |
| **50** | 0.05917 | 5,377 | 0.01220 | 90,867 | 440,892 | 0.92886 | 2,315,275 | 25.5 |
| **55** | 0.08386 | 7,169 | 0.01751 | 85,490 | 409,528 | 0.91700 | 1,874,383 | 21.9 |
| **60** | 0.08207 | 6,428 | 0.01712 | 78,321 | 375,535 | 0.89572 | 1,464,856 | 18.7 |
| **65** | 0.12847 | 9,236 | 0.02746 | 71,893 | 336,375 | 0.85410 | 1,089,320 | 15.2 |
| **70** | 0.16589 | 10,394 | 0.03618 | 62,657 | 287,299 | 0.79191 | 752,946 | 12.0 |
| **75** | 0.25868 | 13,520 | 0.05942 | 52,263 | 227,514 | 0.51140 [c] | 465,647 | 8.9 |
| **80+** | 1.00000 | 38,743 | 0.16270 | 38,743 | 238,132 | - | 238,132 | 6.1 |
| **Perempuan** *Female* | | | | | | | | |
| **0** | 0.00512 | 512 | 0.00514 | 100,000 | 99,522 | 0.99495 [a] | 7,642,279 | 76.4 |
| **1** | 0.00000 | - | 0.00000 | 99,488 | 397,954 | 0.99938 [b] | 7,542,757 | 75.8 |
| **5** | 0.00111 | 110 | 0.00022 | 99,488 | 497,166 | 0.99698 | 7,144,803 | 71.8 |
| **10** | 0.00494 | 491 | 0.00099 | 99,378 | 495,663 | 0.99702 | 6,647,637 | 66.9 |
| **15** | 0.00102 | 100 | 0.00020 | 98,887 | 494,186 | 0.99796 | 6,151,974 | 62.2 |
| **20** | 0.00306 | 302 | 0.00061 | 98,787 | 493,179 | 0.99604 | 5,657,788 | 57.3 |
| **25** | 0.00485 | 478 | 0.00097 | 98,485 | 491,228 | 0.99582 | 5,164,609 | 52.4 |
| **30** | 0.00350 | 343 | 0.00070 | 98,007 | 489,175 | 0.99550 | 4,673,382 | 47.7 |
| **35** | 0.00551 | 538 | 0.00111 | 97,663 | 486,971 | 0.99245 | 4,184,207 | 42.8 |
| **40** | 0.00961 | 933 | 0.00193 | 97,125 | 483,293 | 0.98665 | 3,697,236 | 38.1 |
| **45** | 0.01713 | 1,647 | 0.00345 | 96,192 | 476,841 | 0.98032 | 3,213,943 | 33.4 |
| **50** | 0.02228 | 2,106 | 0.00451 | 94,545 | 467,458 | 0.96522 | 2,737,102 | 29.0 |
| **55** | 0.04757 | 4,397 | 0.00974 | 92,438 | 451,200 | 0.94854 | 2,269,644 | 24.6 |
| **60** | 0.05555 | 4,891 | 0.01143 | 88,042 | 427,981 | 0.93064 | 1,818,444 | 20.7 |
| **65** | 0.08398 | 6,983 | 0.01753 | 83,151 | 398,297 | 0.89596 | 1,390,463 | 16.7 |
| **70** | 0.12593 | 9,592 | 0.02688 | 76,168 | 356,859 | 0.81745 | 992,166 | 13.0 |
| **75** | 0.24733 | 16,466 | 0.05645 | 66,576 | 291,713 | 0.54083 [c] | 635,307 | 9.5 |
| **80+** | 1.00000 | 50,110 | 0.14584 | 50,110 | 343,594 | - | 343,594 | 6.9 |

**Nota:** *Notes:*

[a] **Daripada umur 0 hingga kumpulan umur 1-4**
*From age of 0 to age group 1-4*

[b] **Daripada umur 0, kumpulan umur 1-4 hingga kumpulan umur 5-9**
*From age of 0, age group 1-4 to age group 5-9*

[c] **Daripada umur 75 hingga 80+**
*From age of 75 to 80+*

[e] **Anggaran**
*Estimates*

**Jadual 5.4.3: Jadual hayat ringkas mengikut jantina dan umur, Melaka Tengah, Melaka, 2026[e]**

*Table 5.4.3: Abridged life table by sex and age, Melaka Tengah, Melaka, 2026 [e]*

| **Umur** *Age* | **Kebarangkalian mati di antara umur x dan umur x+n** *Probability of dying between age x and age x+n* | **Bilangan kematian di antara umur x dan umur x+n** *Number of deaths between age x and age x+n* | **Kadar tengah mortaliti di antara umur x dan umur x+n** *Central mortality rate between age x and age x+n* | **Penakat (orang yang masih hidup) pada umur tepat x** *Survivors at exact age x* | **Bilangan orang hidup-tahun di antara umur x dan umur x+n** *Number of person-years lived between age x and age x+n* | **Nisbah ketakatan** *Survival ratio* | **Jumlah bilangan orang hidup-tahun selepas umur tepat x** *Total number of person-years lived after exact age x* | **Jangkaan hayat** *Life expectancy* |
|---|---|---|---|---|---|---|---|---|
| **x** | $_nq_x$ | $_nd_x$ | $_nm_x$ | $l_x$ | $_nL_x$ | $_nS_x$ | $T_x$ | $e_x$ |
| **Lelaki dan Perempuan** *Both sexes* | | | | | | | | |
| **0** | 0.00663 | 663 | 0.00667 | 100,000 | 99,383 | 0.99306 [a] | 7,518,518 | 75.2 |
| **1** | 0.00081 | 80 | 0.00020 | 99,337 | 397,148 | 0.99906 [b] | 7,419,135 | 74.7 |
| **5** | 0.00089 | 88 | 0.00018 | 99,257 | 496,062 | 0.99929 | 7,021,987 | 70.7 |
| **10** | 0.00052 | 52 | 0.00010 | 99,168 | 495,712 | 0.99825 | 6,525,925 | 65.8 |
| **15** | 0.00297 | 295 | 0.00060 | 99,117 | 494,846 | 0.99681 | 6,030,214 | 60.8 |
| **20** | 0.00340 | 336 | 0.00068 | 98,822 | 493,267 | 0.99606 | 5,535,368 | 56.0 |
| **25** | 0.00448 | 441 | 0.00090 | 98,485 | 491,324 | 0.99672 | 5,042,101 | 51.2 |
| **30** | 0.00208 | 204 | 0.00042 | 98,044 | 489,710 | 0.99531 | 4,550,777 | 46.4 |
| **35** | 0.00729 | 714 | 0.00146 | 97,840 | 487,415 | 0.98989 | 4,061,067 | 41.5 |
| **40** | 0.01296 | 1,258 | 0.00261 | 97,126 | 482,485 | 0.98558 | 3,573,652 | 36.8 |
| **45** | 0.01591 | 1,525 | 0.00321 | 95,868 | 475,527 | 0.97612 | 3,091,167 | 32.2 |
| **50** | 0.03199 | 3,018 | 0.00650 | 94,343 | 464,169 | 0.96049 | 2,615,640 | 27.7 |
| **55** | 0.04728 | 4,318 | 0.00969 | 91,325 | 445,829 | 0.93934 | 2,151,470 | 23.6 |
| **60** | 0.07470 | 6,499 | 0.01552 | 87,007 | 418,785 | 0.91092 | 1,705,642 | 19.6 |
| **65** | 0.10462 | 8,423 | 0.02208 | 80,508 | 381,481 | 0.87263 | 1,286,856 | 16.0 |
| **70** | 0.15278 | 11,013 | 0.03308 | 72,085 | 332,891 | 0.80486 | 905,376 | 12.6 |
| **75** | 0.24514 | 14,971 | 0.05588 | 61,072 | 267,931 | 0.53199 [c] | 572,485 | 9.4 |
| **80+** | 1.00000 | 46,101 | 0.15137 | 46,101 | 304,554 | - | 304,554 | 6.6 |
| **Lelaki** *Male* | | | | | | | | |
| **0** | 0.00815 | 815 | 0.00822 | 100,000 | 99,238 | 0.99146 [a] | 7,212,388 | 72.1 |
| **1** | 0.00104 | 103 | 0.00026 | 99,185 | 396,494 | 0.99891 [b] | 7,113,150 | 71.7 |
| **5** | 0.00087 | 86 | 0.00017 | 99,081 | 495,191 | 0.99914 | 6,716,656 | 67.8 |
| **10** | 0.00084 | 83 | 0.00017 | 98,995 | 494,768 | 0.99743 | 6,221,465 | 62.8 |
| **15** | 0.00430 | 425 | 0.00086 | 98,912 | 493,497 | 0.99549 | 5,726,697 | 57.9 |
| **20** | 0.00473 | 466 | 0.00095 | 98,487 | 491,270 | 0.99444 | 5,233,199 | 53.1 |
| **25** | 0.00639 | 626 | 0.00128 | 98,021 | 488,540 | 0.99580 | 4,741,929 | 48.4 |
| **30** | 0.00200 | 195 | 0.00040 | 97,395 | 486,487 | 0.99413 | 4,253,389 | 43.7 |
| **35** | 0.00976 | 948 | 0.00196 | 97,200 | 483,629 | 0.98724 | 3,766,902 | 38.8 |
| **40** | 0.01580 | 1,521 | 0.00319 | 96,252 | 477,456 | 0.98263 | 3,283,273 | 34.1 |
| **45** | 0.01895 | 1,795 | 0.00383 | 94,731 | 469,165 | 0.96763 | 2,805,817 | 29.6 |
| **50** | 0.04605 | 4,280 | 0.00943 | 92,935 | 453,977 | 0.94382 | 2,336,652 | 25.1 |
| **55** | 0.06681 | 5,923 | 0.01382 | 88,656 | 428,472 | 0.91703 | 1,882,675 | 21.2 |
| **60** | 0.10028 | 8,297 | 0.02112 | 82,733 | 392,923 | 0.87872 | 1,454,203 | 17.6 |
| **65** | 0.14463 | 10,765 | 0.03118 | 74,436 | 345,268 | 0.83003 | 1,061,280 | 14.3 |
| **70** | 0.19960 | 12,709 | 0.04435 | 63,671 | 286,582 | 0.75611 | 716,012 | 11.2 |
| **75** | 0.29923 | 15,249 | 0.07037 | 50,962 | 216,687 | 0.49541 [c] | 429,430 | 8.4 |
| **80+** | 1.00000 | 35,713 | 0.16787 | 35,713 | 212,743 | - | 212,743 | 6.0 |
| **Perempuan** *Female* | | | | | | | | |
| **0** | 0.00500 | 500 | 0.00502 | 100,000 | 99,533 | 0.99479 [a] | 7,871,529 | 78.7 |
| **1** | 0.00056 | 55 | 0.00014 | 99,500 | 397,862 | 0.99920 [b] | 7,771,996 | 78.1 |
| **5** | 0.00091 | 91 | 0.00018 | 99,445 | 496,996 | 0.99945 | 7,374,134 | 74.2 |
| **10** | 0.00018 | 18 | 0.00004 | 99,354 | 496,725 | 0.99916 | 6,877,138 | 69.2 |
| **15** | 0.00151 | 150 | 0.00030 | 99,336 | 496,306 | 0.99831 | 6,380,413 | 64.2 |
| **20** | 0.00188 | 186 | 0.00038 | 99,186 | 495,466 | 0.99821 | 5,884,107 | 59.3 |
| **25** | 0.00171 | 169 | 0.00034 | 99,000 | 494,578 | 0.99803 | 5,388,640 | 54.4 |
| **30** | 0.00223 | 220 | 0.00045 | 98,831 | 493,605 | 0.99668 | 4,894,062 | 49.5 |
| **35** | 0.00442 | 436 | 0.00089 | 98,611 | 491,966 | 0.99293 | 4,400,457 | 44.6 |
| **40** | 0.00974 | 957 | 0.00196 | 98,175 | 488,485 | 0.98897 | 3,908,492 | 39.8 |
| **45** | 0.01233 | 1,198 | 0.00248 | 97,219 | 483,098 | 0.98362 | 3,420,006 | 35.2 |
| **50** | 0.02049 | 1,968 | 0.00414 | 96,020 | 475,183 | 0.97546 | 2,936,908 | 30.6 |
| **55** | 0.02868 | 2,697 | 0.00582 | 94,053 | 463,521 | 0.96044 | 2,461,725 | 26.2 |
| **60** | 0.05076 | 4,637 | 0.01042 | 91,356 | 445,185 | 0.94217 | 1,998,204 | 21.9 |
| **65** | 0.06528 | 5,661 | 0.01350 | 86,718 | 419,440 | 0.91229 | 1,553,020 | 17.9 |
| **70** | 0.11172 | 9,056 | 0.02367 | 81,058 | 382,649 | 0.84917 | 1,133,580 | 14.0 |
| **75** | 0.19485 | 14,030 | 0.04318 | 72,002 | 324,936 | 0.56729 [c] | 750,931 | 10.4 |
| **80+** | 1.00000 | 57,972 | 0.13609 | 57,972 | 425,995 | - | 425,995 | 7.3 |

**Nota:** *Notes:*

[a] **Daripada umur 0 hingga kumpulan umur 1-4**
*From age of 0 to age group 1-4*

[b] **Daripada umur 0, kumpulan umur 1-4 hingga kumpulan umur 5-9**
*From age of 0, age group 1-4 to age group 5-9*

[c] **Daripada umur 75 hingga 80+**
*From age of 75 to 80+*

[e] **Anggaran**
*Estimates*

# NEGERI & DAERAH PENTADBIRAN

## *STATE & ADMINISTRATIVE DISTRICT*

# NEGERI SEMBILAN 2026e

**Muka surat ini sengaja dibiarkan kosong**

*This page is deliberately left blank*

**Jadual 5.5: Jadual hayat ringkas mengikut jantina dan umur, Negeri Sembilan, 2026[e]**

*Table 5.5: Abridged life table by sex and age, Negeri Sembilan, 2026 [e]*

| **Umur** *Age* | **Kebarangkalian mati di antara umur x dan umur x+n** *Probability of dying between age x and age x+n* | **Bilangan kematian di antara umur x dan umur x+n** *Number of deaths between age x and age x+n* | **Kadar tengah mortaliti di antara umur x dan umur x+n** *Central mortality rate between age x and age x+n* | **Penakat (orang yang masih hidup) pada umur tepat x** *Survivors at exact age x* | **Bilangan orang hidup-tahun di antara umur x dan umur x+n** *Number of person-years lived between age x and age x+n* | **Nisbah ketakatan** *Survival ratio* | **Jumlah bilangan orang hidup-tahun selepas umur tepat x** *Total number of person-years lived after exact age x* | **Jangkaan hayat** *Life expectancy* |
|---|---|---|---|---|---|---|---|---|
| **x** | $_nq_x$ | $_nd_x$ | $_nm_x$ | $l_x$ | $_nL_x$ | $_nS_x$ | $T_x$ | $e_x$ |
| **Lelaki dan Perempuan** *Both sexes* | | | | | | | | |
| **0** | 0.00771 | 771 | 0.00777 | 100,000 | 99,285 | 0.99189 [a] | 7,421,074 | 74.2 |
| **1** | 0.00103 | 102 | 0.00026 | 99,229 | 396,661 | 0.99899 [b] | 7,321,789 | 73.8 |
| **5** | 0.00076 | 75 | 0.00015 | 99,127 | 495,445 | 0.99909 | 6,925,127 | 69.9 |
| **10** | 0.00107 | 106 | 0.00021 | 99,051 | 494,992 | 0.99756 | 6,429,682 | 64.9 |
| **15** | 0.00381 | 377 | 0.00076 | 98,946 | 493,786 | 0.99578 | 5,934,690 | 60.0 |
| **20** | 0.00463 | 456 | 0.00093 | 98,569 | 491,704 | 0.99571 | 5,440,904 | 55.2 |
| **25** | 0.00394 | 387 | 0.00079 | 98,113 | 489,596 | 0.99544 | 4,949,200 | 50.4 |
| **30** | 0.00518 | 506 | 0.00104 | 97,726 | 487,364 | 0.99291 | 4,459,604 | 45.6 |
| **35** | 0.00901 | 876 | 0.00181 | 97,220 | 483,909 | 0.98856 | 3,972,240 | 40.9 |
| **40** | 0.01390 | 1,339 | 0.00280 | 96,344 | 478,371 | 0.98078 | 3,488,331 | 36.2 |
| **45** | 0.02462 | 2,339 | 0.00498 | 95,004 | 469,176 | 0.96948 | 3,009,961 | 31.7 |
| **50** | 0.03657 | 3,389 | 0.00745 | 92,666 | 454,858 | 0.95288 | 2,540,785 | 27.4 |
| **55** | 0.05808 | 5,185 | 0.01196 | 89,277 | 433,423 | 0.93655 | 2,085,927 | 23.4 |
| **60** | 0.06914 | 5,814 | 0.01432 | 84,092 | 405,923 | 0.91138 | 1,652,504 | 19.7 |
| **65** | 0.10954 | 8,574 | 0.02318 | 78,277 | 369,951 | 0.86982 | 1,246,581 | 15.9 |
| **70** | 0.15337 | 10,690 | 0.03322 | 69,703 | 321,790 | 0.80849 | 876,630 | 12.6 |
| **75** | 0.23657 | 13,961 | 0.05366 | 59,013 | 260,163 | 0.53110 [c] | 554,840 | 9.4 |
| **80+** | 1.00000 | 45,052 | 0.15289 | 45,052 | 294,677 | - | 294,677 | 6.5 |
| **Lelaki** *Male* | | | | | | | | |
| **0** | 0.00835 | 835 | 0.00841 | 100,000 | 99,221 | 0.99130 [a] | 7,153,036 | 71.5 |
| **1** | 0.00099 | 98 | 0.00025 | 99,165 | 396,427 | 0.99884 [b] | 7,053,815 | 71.1 |
| **5** | 0.00106 | 105 | 0.00021 | 99,067 | 495,071 | 0.99868 | 6,657,388 | 67.2 |
| **10** | 0.00158 | 156 | 0.00032 | 98,962 | 494,418 | 0.99650 | 6,162,316 | 62.3 |
| **15** | 0.00542 | 536 | 0.00109 | 98,806 | 492,688 | 0.99417 | 5,667,898 | 57.4 |
| **20** | 0.00623 | 612 | 0.00125 | 98,270 | 489,818 | 0.99410 | 5,175,209 | 52.7 |
| **25** | 0.00557 | 544 | 0.00112 | 97,657 | 486,927 | 0.99375 | 4,685,392 | 48.0 |
| **30** | 0.00694 | 674 | 0.00139 | 97,114 | 483,882 | 0.99091 | 4,198,465 | 43.2 |
| **35** | 0.01125 | 1,085 | 0.00226 | 96,439 | 479,485 | 0.98487 | 3,714,582 | 38.5 |
| **40** | 0.01905 | 1,816 | 0.00385 | 95,355 | 472,233 | 0.97475 | 3,235,097 | 33.9 |
| **45** | 0.03158 | 2,953 | 0.00642 | 93,538 | 460,308 | 0.96053 | 2,762,865 | 29.5 |
| **50** | 0.04761 | 4,313 | 0.00975 | 90,585 | 442,142 | 0.93707 | 2,302,557 | 25.4 |
| **55** | 0.07902 | 6,817 | 0.01645 | 86,272 | 414,316 | 0.91527 | 1,860,415 | 21.6 |
| **60** | 0.09093 | 7,225 | 0.01905 | 79,455 | 379,211 | 0.88650 | 1,446,099 | 18.2 |
| **65** | 0.13833 | 9,992 | 0.02972 | 72,230 | 336,169 | 0.84257 | 1,066,888 | 14.8 |
| **70** | 0.17959 | 11,177 | 0.03946 | 62,238 | 283,247 | 0.78044 | 730,719 | 11.7 |
| **75** | 0.26829 | 13,699 | 0.06197 | 51,061 | 221,056 | 0.50599 [c] | 447,472 | 8.8 |
| **80+** | 1.00000 | 37,362 | 0.16501 | 37,362 | 226,416 | - | 226,416 | 6.1 |
| **Perempuan** *Female* | | | | | | | | |
| **0** | 0.00703 | 703 | 0.00708 | 100,000 | 99,347 | 0.99254 [a] | 7,726,053 | 77.3 |
| **1** | 0.00106 | 106 | 0.00027 | 99,297 | 396,923 | 0.99913 [b] | 7,626,707 | 76.8 |
| **5** | 0.00047 | 46 | 0.00009 | 99,191 | 495,839 | 0.99950 | 7,229,783 | 72.9 |
| **10** | 0.00053 | 52 | 0.00011 | 99,145 | 495,593 | 0.99876 | 6,733,944 | 67.9 |
| **15** | 0.00196 | 194 | 0.00039 | 99,092 | 494,977 | 0.99766 | 6,238,351 | 63.0 |
| **20** | 0.00273 | 270 | 0.00055 | 98,898 | 493,817 | 0.99756 | 5,743,374 | 58.1 |
| **25** | 0.00215 | 212 | 0.00043 | 98,628 | 492,612 | 0.99746 | 5,249,557 | 53.2 |
| **30** | 0.00294 | 289 | 0.00059 | 98,417 | 491,360 | 0.99538 | 4,756,945 | 48.3 |
| **35** | 0.00630 | 618 | 0.00126 | 98,127 | 489,092 | 0.99277 | 4,265,585 | 43.5 |
| **40** | 0.00817 | 796 | 0.00164 | 97,509 | 485,556 | 0.98741 | 3,776,493 | 38.7 |
| **45** | 0.01704 | 1,648 | 0.00344 | 96,713 | 479,444 | 0.97867 | 3,290,937 | 34.0 |
| **50** | 0.02568 | 2,442 | 0.00520 | 95,065 | 469,220 | 0.96802 | 2,811,493 | 29.6 |
| **55** | 0.03844 | 3,561 | 0.00784 | 92,623 | 454,214 | 0.95653 | 2,342,273 | 25.3 |
| **60** | 0.04869 | 4,336 | 0.00998 | 89,062 | 434,471 | 0.93494 | 1,888,059 | 21.2 |
| **65** | 0.08226 | 6,970 | 0.01716 | 84,726 | 406,206 | 0.89545 | 1,453,588 | 17.2 |
| **70** | 0.12883 | 10,017 | 0.02754 | 77,756 | 363,738 | 0.83454 | 1,047,382 | 13.5 |
| **75** | 0.20750 | 14,056 | 0.04630 | 67,739 | 303,556 | 0.55597 [c] | 683,644 | 10.1 |
| **80+** | 1.00000 | 53,683 | 0.14124 | 53,683 | 380,089 | - | 380,089 | 7.1 |

**Nota:** *Notes:*

[a] **Daripada umur 0 hingga kumpulan umur 1-4**
*From age of 0 to age group 1-4*

[b] **Daripada umur 0, kumpulan umur 1-4 hingga kumpulan umur 5-9**
*From age of 0, age group 1-4 to age group 5-9*

[c] **Daripada umur 75 hingga 80+**
*From age of 75 to 80+*

[e] **Anggaran**
*Estimates*

**Jadual 5.5.1: Jadual hayat ringkas mengikut jantina dan umur, Jelebu, Negeri Sembilan, 2026[e]**

*Table 5.5.1: Abridged life table by sex and age, Jelebu, Negeri Sembilan, 2026 [e]*

| **Umur** *Age* | **Kebarangkalian mati di antara umur x dan umur x+n** *Probability of dying between age x and age x+n* | **Bilangan kematian di antara umur x dan umur x+n** *Number of deaths between age x and age x+n* | **Kadar tengah mortaliti di antara umur x dan umur x+n** *Central mortality rate between age x and age x+n* | **Penakat (orang yang masih hidup) pada umur tepat x** *Survivors at exact age x* | **Bilangan orang hidup-tahun di antara umur x dan umur x+n** *Number of person-years lived between age x and age x+n* | **Nisbah ketakatan** *Survival ratio* | **Jumlah bilangan orang hidup-tahun selepas umur tepat x** *Total number of person-years lived after exact age x* | **Jangkaan hayat** *Life expectancy* |
|---|---|---|---|---|---|---|---|---|
| **x** | $_nq_x$ | $_nd_x$ | $_nm_x$ | $l_x$ | $_nL_x$ | $_nS_x$ | $T_x$ | $e_x$ |
| **Lelaki dan Perempuan** *Both sexes* | | | | | | | | |
| **0** | 0.00425 | 425 | 0.00426 | 100,000 | 99,602 | 0.99581 [a] | 7,310,618 | 73.1 |
| **1** | 0.00000 | - | 0.00000 | 99,575 | 398,301 | 0.99995 [b] | 7,211,016 | 72.4 |
| **5** | 0.00000 | - | 0.00000 | 99,575 | 497,877 | 0.99908 | 6,812,715 | 68.4 |
| **10** | 0.00184 | 184 | 0.00037 | 99,575 | 497,418 | 0.99695 | 6,314,838 | 63.4 |
| **15** | 0.00426 | 424 | 0.00085 | 99,392 | 495,899 | 0.99563 | 5,817,420 | 58.5 |
| **20** | 0.00447 | 443 | 0.00090 | 98,968 | 493,734 | 0.99444 | 5,321,521 | 53.8 |
| **25** | 0.00666 | 656 | 0.00134 | 98,525 | 490,987 | 0.98803 | 4,827,787 | 49.0 |
| **30** | 0.01731 | 1,694 | 0.00349 | 97,870 | 485,112 | 0.98642 | 4,336,800 | 44.3 |
| **35** | 0.00978 | 941 | 0.00197 | 96,175 | 478,524 | 0.98991 | 3,851,688 | 40.0 |
| **40** | 0.01041 | 991 | 0.00209 | 95,234 | 473,693 | 0.97268 | 3,373,164 | 35.4 |
| **45** | 0.04441 | 4,186 | 0.00908 | 94,243 | 460,751 | 0.94699 | 2,899,471 | 30.8 |
| **50** | 0.06200 | 5,583 | 0.01280 | 90,057 | 436,329 | 0.94089 | 2,438,720 | 27.1 |
| **55** | 0.05602 | 4,732 | 0.01153 | 84,474 | 410,539 | 0.93597 | 2,002,392 | 23.7 |
| **60** | 0.07251 | 5,782 | 0.01505 | 79,742 | 384,254 | 0.92095 | 1,591,853 | 20.0 |
| **65** | 0.08610 | 6,368 | 0.01799 | 73,960 | 353,880 | 0.87880 | 1,207,599 | 16.3 |
| **70** | 0.15961 | 10,788 | 0.03469 | 67,592 | 310,991 | 0.81433 | 853,719 | 12.6 |
| **75** | 0.21669 | 12,309 | 0.04860 | 56,804 | 253,247 | 0.53338 [c] | 542,729 | 9.6 |
| **80+** | 1.00000 | 44,495 | 0.15371 | 44,495 | 289,481 | - | 289,481 | 6.5 |
| **Lelaki** *Male* | | | | | | | | |
| **0** | 0.00406 | 406 | 0.00407 | 100,000 | 99,616 | 0.99599 [a] | 7,107,755 | 71.1 |
| **1** | 0.00000 | - | 0.00000 | 99,594 | 398,377 | 0.99996 [b] | 7,008,139 | 70.4 |
| **5** | 0.00000 | - | 0.00000 | 99,594 | 497,972 | 1.00000 | 6,609,762 | 66.4 |
| **10** | 0.00000 | - | 0.00000 | 99,594 | 497,972 | 0.99717 | 6,111,790 | 61.4 |
| **15** | 0.00566 | 563 | 0.00113 | 99,594 | 496,564 | 0.99436 | 5,613,819 | 56.4 |
| **20** | 0.00563 | 557 | 0.00113 | 99,031 | 493,763 | 0.99333 | 5,117,255 | 51.7 |
| **25** | 0.00771 | 760 | 0.00155 | 98,474 | 490,471 | 0.98809 | 4,623,492 | 47.0 |
| **30** | 0.01614 | 1,577 | 0.00325 | 97,714 | 484,630 | 0.98505 | 4,133,021 | 42.3 |
| **35** | 0.01375 | 1,322 | 0.00277 | 96,138 | 477,383 | 0.98781 | 3,648,391 | 37.9 |
| **40** | 0.01061 | 1,006 | 0.00213 | 94,816 | 471,564 | 0.96092 | 3,171,008 | 33.4 |
| **45** | 0.06786 | 6,366 | 0.01405 | 93,810 | 453,134 | 0.92654 | 2,699,445 | 28.8 |
| **50** | 0.07946 | 6,949 | 0.01655 | 87,444 | 419,848 | 0.92798 | 2,246,311 | 25.7 |
| **55** | 0.06393 | 5,146 | 0.01321 | 80,495 | 389,611 | 0.92371 | 1,826,463 | 22.7 |
| **60** | 0.08950 | 6,744 | 0.01874 | 75,349 | 359,887 | 0.90384 | 1,436,852 | 19.1 |
| **65** | 0.10346 | 7,098 | 0.02182 | 68,605 | 325,281 | 0.85371 | 1,076,965 | 15.7 |
| **70** | 0.19405 | 11,935 | 0.04298 | 61,507 | 277,697 | 0.80723 | 751,684 | 12.2 |
| **75** | 0.19119 | 9,478 | 0.04228 | 49,572 | 224,165 | 0.52707 [c] | 473,987 | 9.6 |
| **80+** | 1.00000 | 40,094 | 0.16049 | 40,094 | 249,822 | - | 249,822 | 6.2 |
| **Perempuan** *Female* | | | | | | | | |
| **0** | 0.00445 | 445 | 0.00447 | 100,000 | 99,583 | 0.99560 [a] | 7,572,535 | 75.7 |
| **1** | 0.00000 | - | 0.00000 | 99,555 | 398,218 | 0.99994 [b] | 7,472,952 | 75.1 |
| **5** | 0.00000 | - | 0.00000 | 99,555 | 497,773 | 0.99804 | 7,074,734 | 71.1 |
| **10** | 0.00392 | 390 | 0.00079 | 99,555 | 496,798 | 0.99681 | 6,576,961 | 66.1 |
| **15** | 0.00245 | 243 | 0.00049 | 99,164 | 495,215 | 0.99739 | 6,080,163 | 61.3 |
| **20** | 0.00277 | 274 | 0.00055 | 98,921 | 493,922 | 0.99626 | 5,584,949 | 56.5 |
| **25** | 0.00471 | 465 | 0.00095 | 98,647 | 492,074 | 0.98794 | 5,091,027 | 51.6 |
| **30** | 0.01944 | 1,908 | 0.00393 | 98,182 | 486,140 | 0.98841 | 4,598,954 | 46.8 |
| **35** | 0.00358 | 345 | 0.00072 | 96,274 | 480,507 | 0.99314 | 4,112,814 | 42.7 |
| **40** | 0.01015 | 974 | 0.00204 | 95,929 | 477,210 | 0.98865 | 3,632,307 | 37.9 |
| **45** | 0.01257 | 1,193 | 0.00253 | 94,955 | 471,792 | 0.97344 | 3,155,097 | 33.2 |
| **50** | 0.04073 | 3,819 | 0.00832 | 93,762 | 459,260 | 0.95583 | 2,683,306 | 28.6 |
| **55** | 0.04776 | 4,295 | 0.00978 | 89,942 | 438,974 | 0.94788 | 2,224,046 | 24.7 |
| **60** | 0.05671 | 4,857 | 0.01167 | 85,647 | 416,093 | 0.93676 | 1,785,072 | 20.8 |
| **65** | 0.07016 | 5,668 | 0.01454 | 80,790 | 389,779 | 0.90173 | 1,368,979 | 16.9 |
| **70** | 0.12850 | 9,653 | 0.02747 | 75,122 | 351,475 | 0.81934 | 979,199 | 13.0 |
| **75** | 0.24050 | 15,745 | 0.05467 | 65,468 | 287,979 | 0.54123 [c] | 627,724 | 9.6 |
| **80+** | 1.00000 | 49,723 | 0.14635 | 49,723 | 339,745 | - | 339,745 | 6.8 |

**Nota:** *Notes:*

[a] **Daripada umur 0 hingga kumpulan umur 1-4**
*From age of 0 to age group 1-4*

[b] **Daripada umur 0, kumpulan umur 1-4 hingga kumpulan umur 5-9**
*From age of 0, age group 1-4 to age group 5-9*

[c] **Daripada umur 75 hingga 80+**
*From age of 75 to 80+*

[e] **Anggaran**
*Estimates*

**Jadual 5.5.2: Jadual hayat ringkas mengikut jantina dan umur, Kuala Pilah, Negeri Sembilan, 2026[e]**

*Table 5.5.2: Abridged life table by sex and age, Kuala Pilah, Negeri Sembilan, 2026 [e]*

| **Umur** *Age* | **Kebarangkalian mati di antara umur x dan umur x+n** *Probability of dying between age x and age x+n* | **Bilangan kematian di antara umur x dan umur x+n** *Number of deaths between age x and age x+n* | **Kadar tengah mortaliti di antara umur x dan umur x+n** *Central mortality rate between age x and age x+n* | **Penakat (orang yang masih hidup) pada umur tepat x** *Survivors at exact age x* | **Bilangan orang hidup-tahun di antara umur x dan umur x+n** *Number of person-years lived between age x and age x+n* | **Nisbah ketakatan** *Survival ratio* | **Jumlah bilangan orang hidup-tahun selepas umur tepat x** *Total number of person-years lived after exact age x* | **Jangkaan hayat** *Life expectancy* |
|---|---|---|---|---|---|---|---|---|
| **x** | $_nq_x$ | $_nd_x$ | $_nm_x$ | $l_x$ | $_nL_x$ | $_nS_x$ | $T_x$ | $e_x$ |
| **Lelaki dan Perempuan** *Both sexes* | | | | | | | | |
| **0** | 0.00786 | 786 | 0.00792 | 100,000 | 99,272 | 0.99225 [a] | 7,200,850 | 72.0 |
| **1** | 0.00000 | - | 0.00000 | 99,214 | 396,856 | 0.99935 [b] | 7,101,578 | 71.6 |
| **5** | 0.00107 | 106 | 0.00021 | 99,214 | 495,805 | 0.99905 | 6,704,723 | 67.6 |
| **10** | 0.00083 | 83 | 0.00017 | 99,108 | 495,334 | 0.99677 | 6,208,917 | 62.6 |
| **15** | 0.00563 | 557 | 0.00113 | 99,026 | 493,735 | 0.99491 | 5,713,583 | 57.7 |
| **20** | 0.00456 | 449 | 0.00091 | 98,468 | 491,220 | 0.99523 | 5,219,848 | 53.0 |
| **25** | 0.00498 | 488 | 0.00100 | 98,020 | 488,878 | 0.99553 | 4,728,628 | 48.2 |
| **30** | 0.00396 | 387 | 0.00079 | 97,531 | 486,691 | 0.99341 | 4,239,750 | 43.5 |
| **35** | 0.00922 | 896 | 0.00185 | 97,145 | 483,485 | 0.98389 | 3,753,060 | 38.6 |
| **40** | 0.02307 | 2,221 | 0.00467 | 96,249 | 475,694 | 0.97657 | 3,269,575 | 34.0 |
| **45** | 0.02380 | 2,238 | 0.00482 | 94,028 | 464,547 | 0.95779 | 2,793,881 | 29.7 |
| **50** | 0.06107 | 5,606 | 0.01260 | 91,790 | 444,936 | 0.93525 | 2,329,334 | 25.4 |
| **55** | 0.06866 | 5,918 | 0.01422 | 86,184 | 416,127 | 0.91900 | 1,884,398 | 21.9 |
| **60** | 0.09425 | 7,565 | 0.01978 | 80,267 | 382,420 | 0.88780 | 1,468,270 | 18.3 |
| **65** | 0.13202 | 9,598 | 0.02827 | 72,702 | 339,512 | 0.84696 | 1,085,850 | 14.9 |
| **70** | 0.17726 | 11,186 | 0.03890 | 63,103 | 287,551 | 0.78349 | 746,338 | 11.8 |
| **75** | 0.26422 | 13,718 | 0.06089 | 51,917 | 225,292 | 0.50894 [c] | 458,787 | 8.8 |
| **80+** | 1.00000 | 38,200 | 0.16360 | 38,200 | 233,494 | - | 233,494 | 6.1 |
| **Lelaki** *Male* | | | | | | | | |
| **0** | 0.01547 | 1,547 | 0.01569 | 100,000 | 98,588 | 0.98480 [a] | 6,877,802 | 68.8 |
| **1** | 0.00000 | - | 0.00000 | 98,453 | 393,812 | 0.99876 [b] | 6,779,214 | 68.9 |
| **5** | 0.00194 | 191 | 0.00039 | 98,453 | 491,788 | 0.99826 | 6,385,402 | 64.9 |
| **10** | 0.00153 | 151 | 0.00031 | 98,262 | 490,934 | 0.99752 | 5,893,614 | 60.0 |
| **15** | 0.00343 | 336 | 0.00069 | 98,111 | 489,717 | 0.99470 | 5,402,680 | 55.1 |
| **20** | 0.00717 | 702 | 0.00144 | 97,775 | 487,122 | 0.99266 | 4,912,963 | 50.2 |
| **25** | 0.00750 | 728 | 0.00151 | 97,074 | 483,547 | 0.99337 | 4,425,841 | 45.6 |
| **30** | 0.00576 | 555 | 0.00115 | 96,345 | 480,340 | 0.98899 | 3,942,294 | 40.9 |
| **35** | 0.01630 | 1,562 | 0.00329 | 95,791 | 475,049 | 0.97256 | 3,461,954 | 36.1 |
| **40** | 0.03875 | 3,652 | 0.00790 | 94,229 | 462,016 | 0.96771 | 2,986,904 | 31.7 |
| **45** | 0.02556 | 2,315 | 0.00518 | 90,577 | 447,099 | 0.94642 | 2,524,888 | 27.9 |
| **50** | 0.08233 | 7,267 | 0.01717 | 88,262 | 423,143 | 0.91327 | 2,077,790 | 23.5 |
| **55** | 0.09152 | 7,413 | 0.01918 | 80,995 | 386,445 | 0.89435 | 1,654,646 | 20.4 |
| **60** | 0.12119 | 8,918 | 0.02580 | 73,583 | 345,619 | 0.86615 | 1,268,201 | 17.2 |
| **65** | 0.14826 | 9,587 | 0.03203 | 64,665 | 299,357 | 0.82090 | 922,582 | 14.3 |
| **70** | 0.21531 | 11,859 | 0.04826 | 55,078 | 245,741 | 0.77141 | 623,226 | 11.3 |
| **75** | 0.24552 | 10,611 | 0.05598 | 43,219 | 189,566 | 0.49782 [c] | 377,484 | 8.7 |
| **80+** | 1.00000 | 32,608 | 0.17352 | 32,608 | 187,918 | - | 187,918 | 5.8 |
| **Perempuan** *Female* | | | | | | | | |
| **0** | 0.00000 | - | 0.00000 | 100,000 | 100,000 | 1.00000 [a] | 7,565,610 | 75.7 |
| **1** | 0.00000 | - | 0.00000 | 100,000 | 400,000 | 1.00000 [b] | 7,465,610 | 74.7 |
| **5** | 0.00000 | - | 0.00000 | 100,000 | 500,000 | 1.00000 | 7,065,610 | 70.7 |
| **10** | 0.00000 | - | 0.00000 | 100,000 | 500,000 | 0.99586 | 6,565,610 | 65.7 |
| **15** | 0.00829 | 829 | 0.00166 | 100,000 | 497,928 | 0.99504 | 6,065,610 | 60.7 |
| **20** | 0.00161 | 160 | 0.00032 | 99,171 | 495,456 | 0.99784 | 5,567,682 | 56.1 |
| **25** | 0.00271 | 268 | 0.00054 | 99,011 | 494,387 | 0.99776 | 5,072,226 | 51.2 |
| **30** | 0.00177 | 174 | 0.00035 | 98,743 | 493,281 | 0.99912 | 4,577,840 | 46.4 |
| **35** | 0.00000 | - | 0.00000 | 98,569 | 492,844 | 0.99699 | 4,084,559 | 41.4 |
| **40** | 0.00602 | 593 | 0.00121 | 98,569 | 491,361 | 0.98605 | 3,591,715 | 36.4 |
| **45** | 0.02192 | 2,147 | 0.00443 | 97,975 | 484,509 | 0.96955 | 3,100,354 | 31.6 |
| **50** | 0.03916 | 3,753 | 0.00799 | 95,828 | 469,758 | 0.95667 | 2,615,845 | 27.3 |
| **55** | 0.04766 | 4,388 | 0.00976 | 92,075 | 449,404 | 0.94091 | 2,146,087 | 23.3 |
| **60** | 0.07110 | 6,235 | 0.01474 | 87,687 | 422,847 | 0.90761 | 1,696,683 | 19.3 |
| **65** | 0.11530 | 9,391 | 0.02447 | 81,452 | 383,782 | 0.87231 | 1,273,836 | 15.6 |
| **70** | 0.14169 | 10,210 | 0.03050 | 72,061 | 334,778 | 0.79411 | 890,054 | 12.4 |
| **75** | 0.28070 | 17,362 | 0.06531 | 61,851 | 265,849 | 0.52123 [c] | 555,276 | 9.0 |
| **80+** | 1.00000 | 44,489 | 0.15371 | 44,489 | 289,427 | - | 289,427 | 6.5 |

**Nota:** *Notes:*

[a] **Daripada umur 0 hingga kumpulan umur 1-4**
*From age of 0 to age group 1-4*

[b] **Daripada umur 0, kumpulan umur 1-4 hingga kumpulan umur 5-9**
*From age of 0, age group 1-4 to age group 5-9*

[c] **Daripada umur 75 hingga 80+**
*From age of 75 to 80+*

[e] **Anggaran**
*Estimates*

**Jadual 5.5.3: Jadual hayat ringkas mengikut jantina dan umur, Port Dickson, Negeri Sembilan, 2026[e]**

*Table 5.5.3: Abridged life table by sex and age, Port Dickson, Negeri Sembilan, 2026 [e]*

| **Umur** *Age* | **Kebarangkalian mati di antara umur x dan umur x+n** *Probability of dying between age x and age x+n* | **Bilangan kematian di antara umur x dan umur x+n** *Number of deaths between age x and age x+n* | **Kadar tengah mortaliti di antara umur x dan umur x+n** *Central mortality rate between age x and age x+n* | **Penakat (orang yang masih hidup) pada umur tepat x** *Survivors at exact age x* | **Bilangan orang hidup-tahun di antara umur x dan umur x+n** *Number of person-years lived between age x and age x+n* | **Nisbah ketakatan** *Survival ratio* | **Jumlah bilangan orang hidup-tahun selepas umur tepat x** *Total number of person-years lived after exact age x* | **Jangkaan hayat** *Life expectancy* |
|---|---|---|---|---|---|---|---|---|
| **x** | $_nq_x$ | $_nd_x$ | $_nm_x$ | $l_x$ | $_nL_x$ | $_nS_x$ | $T_x$ | $e_x$ |
| **Lelaki dan Perempuan** *Both sexes* | | | | | | | | |
| **0** | 0.00947 | 947 | 0.00956 | 100,000 | 99,127 | 0.98983 [a] | 7,223,277 | 72.2 |
| **1** | 0.00172 | 170 | 0.00043 | 99,053 | 395,787 | 0.99825 [b] | 7,124,149 | 71.9 |
| **5** | 0.00148 | 147 | 0.00030 | 98,883 | 494,046 | 0.99865 | 6,728,363 | 68.0 |
| **10** | 0.00123 | 121 | 0.00025 | 98,736 | 493,377 | 0.99689 | 6,234,317 | 63.1 |
| **15** | 0.00499 | 492 | 0.00100 | 98,615 | 491,843 | 0.99375 | 5,740,940 | 58.2 |
| **20** | 0.00751 | 737 | 0.00151 | 98,122 | 488,770 | 0.99410 | 5,249,097 | 53.5 |
| **25** | 0.00428 | 417 | 0.00086 | 97,386 | 485,887 | 0.99491 | 4,760,327 | 48.9 |
| **30** | 0.00590 | 572 | 0.00118 | 96,969 | 483,416 | 0.99034 | 4,274,440 | 44.1 |
| **35** | 0.01345 | 1,297 | 0.00271 | 96,397 | 478,744 | 0.98530 | 3,791,025 | 39.3 |
| **40** | 0.01596 | 1,518 | 0.00322 | 95,100 | 471,707 | 0.97440 | 3,312,281 | 34.8 |
| **45** | 0.03540 | 3,313 | 0.00721 | 93,583 | 459,632 | 0.96074 | 2,840,574 | 30.4 |
| **50** | 0.04326 | 3,905 | 0.00884 | 90,270 | 441,588 | 0.94993 | 2,380,942 | 26.4 |
| **55** | 0.05720 | 4,940 | 0.01178 | 86,365 | 419,476 | 0.93850 | 1,939,354 | 22.5 |
| **60** | 0.06606 | 5,379 | 0.01366 | 81,425 | 393,678 | 0.91013 | 1,519,878 | 18.7 |
| **65** | 0.11537 | 8,773 | 0.02449 | 76,046 | 358,297 | 0.86829 | 1,126,200 | 14.8 |
| **70** | 0.15018 | 10,103 | 0.03247 | 67,273 | 311,107 | 0.75524 | 767,902 | 11.4 |
| **75** | 0.35607 | 20,356 | 0.08664 | 57,170 | 234,960 | 0.48563 [c] | 456,795 | 8.0 |
| **80+** | 1.00000 | 36,814 | 0.16595 | 36,814 | 221,835 | - | 221,835 | 6.0 |
| **Lelaki** *Male* | | | | | | | | |
| **0** | 0.01172 | 1,172 | 0.01185 | 100,000 | 98,917 | 0.98740 [a] | 6,942,033 | 69.4 |
| **1** | 0.00223 | 221 | 0.00056 | 98,828 | 394,785 | 0.99708 [b] | 6,843,116 | 69.2 |
| **5** | 0.00314 | 310 | 0.00063 | 98,607 | 492,260 | 0.99723 | 6,448,331 | 65.4 |
| **10** | 0.00239 | 235 | 0.00048 | 98,297 | 490,897 | 0.99545 | 5,956,071 | 60.6 |
| **15** | 0.00672 | 659 | 0.00135 | 98,062 | 488,661 | 0.99292 | 5,465,174 | 55.7 |
| **20** | 0.00745 | 725 | 0.00149 | 97,403 | 485,200 | 0.99382 | 4,976,512 | 51.1 |
| **25** | 0.00490 | 474 | 0.00098 | 96,677 | 482,202 | 0.99347 | 4,491,312 | 46.5 |
| **30** | 0.00816 | 785 | 0.00164 | 96,204 | 479,056 | 0.98814 | 4,009,110 | 41.7 |
| **35** | 0.01560 | 1,488 | 0.00314 | 95,419 | 473,373 | 0.98079 | 3,530,054 | 37.0 |
| **40** | 0.02288 | 2,149 | 0.00463 | 93,930 | 464,279 | 0.96326 | 3,056,681 | 32.5 |
| **45** | 0.05092 | 4,673 | 0.01045 | 91,781 | 447,222 | 0.94265 | 2,592,402 | 28.2 |
| **50** | 0.06414 | 5,587 | 0.01325 | 87,108 | 421,572 | 0.93092 | 2,145,180 | 24.6 |
| **55** | 0.07437 | 6,063 | 0.01545 | 81,521 | 392,449 | 0.92008 | 1,723,608 | 21.1 |
| **60** | 0.08591 | 6,483 | 0.01795 | 75,458 | 361,086 | 0.89010 | 1,331,159 | 17.6 |
| **65** | 0.13615 | 9,391 | 0.02922 | 68,976 | 321,402 | 0.85871 | 970,073 | 14.1 |
| **70** | 0.14726 | 8,774 | 0.03179 | 59,585 | 275,990 | 0.73442 | 648,671 | 10.9 |
| **75** | 0.40435 | 20,545 | 0.10136 | 50,811 | 202,691 | 0.45613 [c] | 372,682 | 7.3 |
| **80+** | 1.00000 | 30,266 | 0.17804 | 30,266 | 169,991 | - | 169,991 | 5.6 |
| **Perempuan** *Female* | | | | | | | | |
| **0** | 0.00684 | 684 | 0.00689 | 100,000 | 99,364 | 0.99267 [a] | 7,565,221 | 75.7 |
| **1** | 0.00118 | 117 | 0.00029 | 99,316 | 396,972 | 0.99931 [b] | 7,465,857 | 75.2 |
| **5** | 0.00000 | - | 0.00000 | 99,199 | 495,994 | 1.00000 | 7,068,885 | 71.3 |
| **10** | 0.00000 | - | 0.00000 | 99,199 | 495,994 | 0.99852 | 6,572,891 | 66.3 |
| **15** | 0.00296 | 294 | 0.00059 | 99,199 | 495,259 | 0.99473 | 6,076,897 | 61.3 |
| **20** | 0.00758 | 750 | 0.00152 | 98,905 | 492,649 | 0.99449 | 5,581,638 | 56.4 |
| **25** | 0.00341 | 335 | 0.00068 | 98,155 | 489,937 | 0.99676 | 5,088,989 | 51.8 |
| **30** | 0.00307 | 300 | 0.00061 | 97,820 | 488,350 | 0.99293 | 4,599,053 | 47.0 |
| **35** | 0.01109 | 1,082 | 0.00223 | 97,520 | 484,895 | 0.99061 | 4,110,703 | 42.2 |
| **40** | 0.00767 | 740 | 0.00154 | 96,438 | 480,341 | 0.98740 | 3,625,808 | 37.6 |
| **45** | 0.01756 | 1,680 | 0.00354 | 95,698 | 474,291 | 0.97997 | 3,145,468 | 32.9 |
| **50** | 0.02254 | 2,119 | 0.00456 | 94,018 | 464,792 | 0.96940 | 2,671,177 | 28.4 |
| **55** | 0.03886 | 3,571 | 0.00793 | 91,899 | 450,568 | 0.95804 | 2,206,385 | 24.0 |
| **60** | 0.04518 | 3,991 | 0.00924 | 88,328 | 431,664 | 0.93232 | 1,755,816 | 19.9 |
| **65** | 0.09125 | 7,696 | 0.01912 | 84,337 | 402,447 | 0.87916 | 1,324,152 | 15.7 |
| **70** | 0.15339 | 11,756 | 0.03323 | 76,641 | 353,817 | 0.77582 | 921,705 | 12.0 |
| **75** | 0.30779 | 19,971 | 0.07275 | 64,885 | 274,499 | 0.51663 [c] | 567,888 | 8.8 |
| **80+** | 1.00000 | 44,915 | 0.15309 | 44,915 | 293,389 | - | 293,389 | 6.5 |

**Nota:** *Notes:*

[a] **Daripada umur 0 hingga kumpulan umur 1-4**
*From age of 0 to age group 1-4*

[b] **Daripada umur 0, kumpulan umur 1-4 hingga kumpulan umur 5-9**
*From age of 0, age group 1-4 to age group 5-9*

[c] **Daripada umur 75 hingga 80+**
*From age of 75 to 80+*

[e] **Anggaran**
*Estimates*

**Jadual 5.5.4: Jadual hayat ringkas mengikut jantina dan umur, Rembau, Negeri Sembilan, 2026[e]**

*Table 5.5.4: Abridged life table by sex and age, Rembau, Negeri Sembilan, 2026 [e]*

| **Umur** *Age* | **Kebarangkalian mati di antara umur x dan umur x+n** *Probability of dying between age x and age x+n* | **Bilangan kematian di antara umur x dan umur x+n** *Number of deaths between age x and age x+n* | **Kadar tengah mortaliti di antara umur x dan umur x+n** *Central mortality rate between age x and age x+n* | **Penakat (orang yang masih hidup) pada umur tepat x** *Survivors at exact age x* | **Bilangan orang hidup-tahun di antara umur x dan umur x+n** *Number of person-years lived between age x and age x+n* | **Nisbah ketakatan** *Survival ratio* | **Jumlah bilangan orang hidup-tahun selepas umur tepat x** *Total number of person-years lived after exact age x* | **Jangkaan hayat** *Life expectancy* |
|---|---|---|---|---|---|---|---|---|
| **x** | $_nq_x$ | $_nd_x$ | $_nm_x$ | $l_x$ | $_nL_x$ | $_nS_x$ | $T_x$ | $e_x$ |
| **Lelaki dan Perempuan** *Both sexes* | | | | | | | | |
| **0** | 0.00956 | 956 | 0.00964 | 100,000 | 99,120 | 0.98994 [a] | 7,200,459 | 72.0 |
| **1** | 0.00132 | 130 | 0.00033 | 99,044 | 395,853 | 0.99919 [b] | 7,101,340 | 71.7 |
| **5** | 0.00000 | - | 0.00000 | 98,914 | 494,570 | 0.99927 | 6,705,487 | 67.8 |
| **10** | 0.00146 | 144 | 0.00029 | 98,914 | 494,210 | 0.99858 | 6,210,917 | 62.8 |
| **15** | 0.00139 | 137 | 0.00028 | 98,770 | 493,507 | 0.99616 | 5,716,706 | 57.9 |
| **20** | 0.00631 | 622 | 0.00127 | 98,633 | 491,610 | 0.99481 | 5,223,199 | 53.0 |
| **25** | 0.00407 | 398 | 0.00081 | 98,011 | 489,059 | 0.99371 | 4,731,589 | 48.3 |
| **30** | 0.00852 | 832 | 0.00171 | 97,613 | 485,984 | 0.98882 | 4,242,530 | 43.5 |
| **35** | 0.01387 | 1,342 | 0.00279 | 96,781 | 480,548 | 0.98692 | 3,756,546 | 38.8 |
| **40** | 0.01227 | 1,171 | 0.00247 | 95,439 | 474,264 | 0.97397 | 3,275,998 | 34.3 |
| **45** | 0.03995 | 3,766 | 0.00815 | 94,267 | 461,921 | 0.95129 | 2,801,734 | 29.7 |
| **50** | 0.05783 | 5,234 | 0.01191 | 90,501 | 439,423 | 0.93976 | 2,339,812 | 25.9 |
| **55** | 0.06279 | 5,354 | 0.01296 | 85,268 | 412,954 | 0.92805 | 1,900,390 | 22.3 |
| **60** | 0.08172 | 6,531 | 0.01704 | 79,914 | 383,242 | 0.89504 | 1,487,436 | 18.6 |
| **65** | 0.13026 | 9,559 | 0.02787 | 73,383 | 343,017 | 0.85487 | 1,104,194 | 15.0 |
| **70** | 0.16222 | 10,354 | 0.03531 | 63,824 | 293,234 | 0.78562 | 761,177 | 11.9 |
| **75** | 0.27664 | 14,792 | 0.06421 | 53,470 | 230,370 | 0.50770 [c] | 467,943 | 8.8 |
| **80+** | 1.00000 | 38,678 | 0.16280 | 38,678 | 237,573 | - | 237,573 | 6.1 |
| **Lelaki** *Male* | | | | | | | | |
| **0** | 0.00801 | 801 | 0.00807 | 100,000 | 99,251 | 0.99209 [a] | 6,959,935 | 69.6 |
| **1** | 0.00000 | - | 0.00000 | 99,199 | 396,796 | 0.99989 [b] | 6,860,684 | 69.2 |
| **5** | 0.00000 | - | 0.00000 | 99,199 | 495,995 | 1.00000 | 6,463,888 | 65.2 |
| **10** | 0.00000 | - | 0.00000 | 99,199 | 495,995 | 0.99869 | 5,967,893 | 60.2 |
| **15** | 0.00261 | 259 | 0.00052 | 99,199 | 495,347 | 0.99391 | 5,471,899 | 55.2 |
| **20** | 0.00959 | 949 | 0.00193 | 98,940 | 492,328 | 0.99178 | 4,976,551 | 50.3 |
| **25** | 0.00685 | 671 | 0.00137 | 97,991 | 488,279 | 0.99254 | 4,484,223 | 45.8 |
| **30** | 0.00808 | 786 | 0.00162 | 97,320 | 484,635 | 0.98771 | 3,995,944 | 41.1 |
| **35** | 0.01653 | 1,596 | 0.00333 | 96,534 | 478,680 | 0.98124 | 3,511,308 | 36.4 |
| **40** | 0.02102 | 1,996 | 0.00425 | 94,938 | 469,702 | 0.95832 | 3,032,628 | 31.9 |
| **45** | 0.06278 | 5,835 | 0.01296 | 92,942 | 450,125 | 0.93888 | 2,562,926 | 27.6 |
| **50** | 0.05935 | 5,170 | 0.01223 | 87,107 | 422,613 | 0.93404 | 2,112,802 | 24.3 |
| **55** | 0.07299 | 5,981 | 0.01515 | 81,938 | 394,737 | 0.91627 | 1,690,189 | 20.6 |
| **60** | 0.09531 | 7,240 | 0.02002 | 75,957 | 361,686 | 0.86799 | 1,295,452 | 17.1 |
| **65** | 0.17257 | 11,859 | 0.03777 | 68,717 | 313,940 | 0.81396 | 933,766 | 13.6 |
| **70** | 0.20233 | 11,504 | 0.04502 | 56,859 | 255,533 | 0.74495 | 619,826 | 10.9 |
| **75** | 0.32115 | 14,566 | 0.07652 | 45,354 | 190,358 | 0.47746 [c] | 364,293 | 8.0 |
| **80+** | 1.00000 | 30,789 | 0.17701 | 30,789 | 173,935 | - | 173,935 | 5.6 |
| **Perempuan** *Female* | | | | | | | | |
| **0** | 0.01117 | 1,117 | 0.01129 | 100,000 | 98,976 | 0.98765 [a] | 7,452,139 | 74.5 |
| **1** | 0.00277 | 274 | 0.00069 | 98,883 | 394,847 | 0.99842 [b] | 7,353,163 | 74.4 |
| **5** | 0.00000 | - | 0.00000 | 98,608 | 493,042 | 0.99836 | 6,958,316 | 70.6 |
| **10** | 0.00329 | 324 | 0.00066 | 98,608 | 492,232 | 0.99835 | 6,465,274 | 65.6 |
| **15** | 0.00000 | - | 0.00000 | 98,284 | 491,422 | 0.99867 | 5,973,043 | 60.8 |
| **20** | 0.00266 | 262 | 0.00053 | 98,284 | 490,768 | 0.99800 | 5,481,621 | 55.8 |
| **25** | 0.00134 | 131 | 0.00027 | 98,023 | 489,785 | 0.99474 | 4,990,853 | 50.9 |
| **30** | 0.00919 | 899 | 0.00185 | 97,891 | 487,208 | 0.99016 | 4,501,068 | 46.0 |
| **35** | 0.01049 | 1,018 | 0.00211 | 96,992 | 482,415 | 0.99298 | 4,013,860 | 41.4 |
| **40** | 0.00351 | 337 | 0.00070 | 95,974 | 479,028 | 0.98947 | 3,531,445 | 36.8 |
| **45** | 0.01757 | 1,681 | 0.00355 | 95,637 | 473,984 | 0.96319 | 3,052,417 | 31.9 |
| **50** | 0.05639 | 5,298 | 0.01161 | 93,956 | 456,536 | 0.94470 | 2,578,433 | 27.4 |
| **55** | 0.05414 | 4,800 | 0.01113 | 88,658 | 431,291 | 0.93826 | 2,121,896 | 23.9 |
| **60** | 0.06978 | 5,852 | 0.01446 | 83,858 | 404,662 | 0.91974 | 1,690,605 | 20.2 |
| **65** | 0.09151 | 7,139 | 0.01918 | 78,006 | 372,186 | 0.89192 | 1,285,943 | 16.5 |
| **70** | 0.12630 | 8,951 | 0.02696 | 70,868 | 331,962 | 0.81799 | 913,757 | 12.9 |
| **75** | 0.24578 | 15,218 | 0.05604 | 61,917 | 271,540 | 0.53327 [c] | 581,796 | 9.4 |
| **80+** | 1.00000 | 46,699 | 0.15052 | 46,699 | 310,255 | - | 310,255 | 6.6 |

**Nota:** *Notes:*

[a] **Daripada umur 0 hingga kumpulan umur 1-4**
*From age of 0 to age group 1-4*

[b] **Daripada umur 0, kumpulan umur 1-4 hingga kumpulan umur 5-9**
*From age of 0, age group 1-4 to age group 5-9*

[c] **Daripada umur 75 hingga 80+**
*From age of 75 to 80+*

[e] **Anggaran**
*Estimates*

**Jadual 5.5.5: Jadual hayat ringkas mengikut jantina dan umur, Seremban, Negeri Sembilan, 2026[e]**

*Table 5.5.5: Abridged life table by sex and age, Seremban, Negeri Sembilan, 2026 [e]*

| **Umur** *Age* | **Kebarangkalian mati di antara umur x dan umur x+n** *Probability of dying between age x and age x+n* | **Bilangan kematian di antara umur x dan umur x+n** *Number of deaths between age x and age x+n* | **Kadar tengah mortaliti di antara umur x dan umur x+n** *Central mortality rate between age x and age x+n* | **Penakat (orang yang masih hidup) pada umur tepat x** *Survivors at exact age x* | **Bilangan orang hidup-tahun di antara umur x dan umur x+n** *Number of person-years lived between age x and age x+n* | **Nisbah ketakatan** *Survival ratio* | **Jumlah bilangan orang hidup-tahun selepas umur tepat x** *Total number of person-years lived after exact age x* | **Jangkaan hayat** *Life expectancy* |
|---|---|---|---|---|---|---|---|---|
| **x** | $_nq_x$ | $_nd_x$ | $_nm_x$ | $l_x$ | $_nL_x$ | $_nS_x$ | $T_x$ | $e_x$ |
| **Lelaki dan Perempuan** *Both sexes* | | | | | | | | |
| **0** | 0.00781 | 781 | 0.00787 | 100,000 | 99,276 | 0.99185 [a] | 7,581,009 | 75.8 |
| **1** | 0.00092 | 91 | 0.00023 | 99,219 | 396,650 | 0.99910 [b] | 7,481,733 | 75.4 |
| **5** | 0.00064 | 64 | 0.00013 | 99,128 | 495,481 | 0.99924 | 7,085,083 | 71.5 |
| **10** | 0.00088 | 87 | 0.00018 | 99,064 | 495,102 | 0.99803 | 6,589,602 | 66.5 |
| **15** | 0.00306 | 303 | 0.00061 | 98,977 | 494,126 | 0.99696 | 6,094,500 | 61.6 |
| **20** | 0.00302 | 298 | 0.00060 | 98,674 | 492,624 | 0.99700 | 5,600,375 | 56.8 |
| **25** | 0.00298 | 293 | 0.00060 | 98,376 | 491,147 | 0.99659 | 5,107,751 | 51.9 |
| **30** | 0.00384 | 377 | 0.00077 | 98,083 | 489,471 | 0.99478 | 4,616,604 | 47.1 |
| **35** | 0.00660 | 644 | 0.00132 | 97,706 | 486,917 | 0.99128 | 4,127,133 | 42.2 |
| **40** | 0.01086 | 1,054 | 0.00218 | 97,061 | 482,671 | 0.98527 | 3,640,216 | 37.5 |
| **45** | 0.01865 | 1,791 | 0.00377 | 96,007 | 475,560 | 0.97617 | 3,157,545 | 32.9 |
| **50** | 0.02911 | 2,743 | 0.00591 | 94,216 | 464,225 | 0.95894 | 2,681,985 | 28.5 |
| **55** | 0.05337 | 4,882 | 0.01097 | 91,474 | 445,163 | 0.94086 | 2,217,760 | 24.2 |
| **60** | 0.06523 | 5,648 | 0.01349 | 86,591 | 418,836 | 0.91933 | 1,772,597 | 20.5 |
| **65** | 0.09719 | 7,867 | 0.02043 | 80,943 | 385,049 | 0.88455 | 1,353,761 | 16.7 |
| **70** | 0.13568 | 9,915 | 0.02911 | 73,076 | 340,595 | 0.83221 | 968,712 | 13.3 |
| **75** | 0.20494 | 12,945 | 0.04567 | 63,162 | 283,447 | 0.54873 [c] | 628,116 | 9.9 |
| **80+** | 1.00000 | 50,217 | 0.14570 | 50,217 | 344,669 | - | 344,669 | 6.9 |
| **Lelaki** *Male* | | | | | | | | |
| **0** | 0.00826 | 826 | 0.00833 | 100,000 | 99,228 | 0.99133 [a] | 7,321,865 | 73.2 |
| **1** | 0.00110 | 109 | 0.00028 | 99,174 | 396,435 | 0.99888 [b] | 7,222,637 | 72.8 |
| **5** | 0.00086 | 86 | 0.00017 | 99,064 | 495,108 | 0.99878 | 6,826,202 | 68.9 |
| **10** | 0.00157 | 156 | 0.00031 | 98,979 | 494,505 | 0.99696 | 6,331,094 | 64.0 |
| **15** | 0.00452 | 446 | 0.00091 | 98,823 | 492,999 | 0.99555 | 5,836,590 | 59.1 |
| **20** | 0.00438 | 431 | 0.00088 | 98,377 | 490,806 | 0.99541 | 5,343,590 | 54.3 |
| **25** | 0.00480 | 471 | 0.00096 | 97,946 | 488,553 | 0.99479 | 4,852,784 | 49.5 |
| **30** | 0.00562 | 547 | 0.00113 | 97,475 | 486,008 | 0.99294 | 4,364,231 | 44.8 |
| **35** | 0.00851 | 825 | 0.00171 | 96,928 | 482,577 | 0.98846 | 3,878,224 | 40.0 |
| **40** | 0.01459 | 1,403 | 0.00294 | 96,103 | 477,009 | 0.98162 | 3,395,647 | 35.3 |
| **45** | 0.02223 | 2,105 | 0.00450 | 94,700 | 468,240 | 0.97114 | 2,918,638 | 30.8 |
| **50** | 0.03564 | 3,300 | 0.00726 | 92,595 | 454,728 | 0.94549 | 2,450,398 | 26.5 |
| **55** | 0.07407 | 6,614 | 0.01538 | 89,296 | 429,942 | 0.91833 | 1,995,671 | 22.3 |
| **60** | 0.08987 | 7,431 | 0.01882 | 82,681 | 394,829 | 0.89398 | 1,565,729 | 18.9 |
| **65** | 0.12375 | 9,312 | 0.02638 | 75,250 | 352,971 | 0.85926 | 1,170,900 | 15.6 |
| **70** | 0.16012 | 10,558 | 0.03481 | 65,938 | 303,295 | 0.80590 | 817,929 | 12.4 |
| **75** | 0.23456 | 12,990 | 0.05315 | 55,380 | 244,425 | 0.52505 [c] | 514,634 | 9.3 |
| **80+** | 1.00000 | 42,390 | 0.15688 | 42,390 | 270,210 | - | 270,210 | 6.4 |
| **Perempuan** *Female* | | | | | | | | |
| **0** | 0.00732 | 732 | 0.00737 | 100,000 | 99,321 | 0.99243 [a] | 7,867,179 | 78.7 |
| **1** | 0.00072 | 71 | 0.00018 | 99,268 | 396,895 | 0.99932 [b] | 7,767,859 | 78.3 |
| **5** | 0.00043 | 42 | 0.00009 | 99,197 | 495,878 | 0.99971 | 7,370,964 | 74.3 |
| **10** | 0.00015 | 15 | 0.00003 | 99,154 | 495,734 | 0.99923 | 6,875,086 | 69.3 |
| **15** | 0.00140 | 138 | 0.00028 | 99,139 | 495,351 | 0.99861 | 6,379,351 | 64.3 |
| **20** | 0.00139 | 138 | 0.00028 | 99,001 | 494,661 | 0.99875 | 5,884,000 | 59.4 |
| **25** | 0.00111 | 110 | 0.00022 | 98,863 | 494,042 | 0.99861 | 5,389,340 | 54.5 |
| **30** | 0.00167 | 165 | 0.00034 | 98,753 | 493,354 | 0.99697 | 4,895,298 | 49.6 |
| **35** | 0.00439 | 433 | 0.00088 | 98,588 | 491,858 | 0.99436 | 4,401,944 | 44.6 |
| **40** | 0.00689 | 677 | 0.00138 | 98,155 | 489,083 | 0.98915 | 3,910,087 | 39.8 |
| **45** | 0.01483 | 1,446 | 0.00299 | 97,478 | 483,777 | 0.98117 | 3,421,003 | 35.1 |
| **50** | 0.02290 | 2,199 | 0.00463 | 96,033 | 474,666 | 0.97177 | 2,937,226 | 30.6 |
| **55** | 0.03369 | 3,162 | 0.00685 | 93,834 | 461,265 | 0.96208 | 2,462,560 | 26.2 |
| **60** | 0.04229 | 3,834 | 0.00864 | 90,672 | 443,775 | 0.94309 | 2,001,296 | 22.1 |
| **65** | 0.07217 | 6,267 | 0.01498 | 86,838 | 418,521 | 0.90801 | 1,557,521 | 17.9 |
| **70** | 0.11336 | 9,133 | 0.02403 | 80,570 | 380,019 | 0.85594 | 1,139,000 | 14.1 |
| **75** | 0.17869 | 12,765 | 0.03924 | 71,437 | 325,274 | 0.57143 [c] | 758,981 | 10.6 |
| **80+** | 1.00000 | 58,672 | 0.13528 | 58,672 | 433,707 | - | 433,707 | 7.4 |

**Nota:** *Notes:*

[a] **Daripada umur 0 hingga kumpulan umur 1-4**
*From age of 0 to age group 1-4*

[b] **Daripada umur 0, kumpulan umur 1-4 hingga kumpulan umur 5-9**
*From age of 0, age group 1-4 to age group 5-9*

[c] **Daripada umur 75 hingga 80+**
*From age of 75 to 80+*

[e] **Anggaran**
*Estimates*

**Jadual 5.5.6: Jadual hayat ringkas mengikut jantina dan umur, Tampin, Negeri Sembilan, 2026[e]**

*Table 5.5.6: Abridged life table by sex and age, Tampin, Negeri Sembilan, 2026 [e]*

| Umur *Age* | Kebarangkalian mati di antara umur x dan umur x+n *Probability of dying between age x and age x+n* | Bilangan kematian di antara umur x dan umur x+n *Number of deaths between age x and age x+n* | Kadar tengah mortaliti di antara umur x dan umur x+n *Central mortality rate between age x and age x+n* | Penakat (orang yang masih hidup) pada umur tepat x *Survivors at exact age x* | Bilangan orang hidup-tahun di antara umur x dan umur x+n *Number of person-years lived between age x and age x+n* | Nisbah ketakatan *Survival ratio* | Jumlah bilangan orang hidup-tahun selepas umur tepat x *Total number of person-years lived after exact age x* | Jangkaan hayat *Life expectancy* |
|---|---|---|---|---|---|---|---|---|
| x | $_nq_x$ | $_nd_x$ | $_nm_x$ | $l_x$ | $_nL_x$ | $_nS_x$ | $T_x$ | $e_x$ |
| **Lelaki dan Perempuan** *Both sexes* | | | | | | | | |
| **0** | 0.00507 | 507 | 0.00509 | 100,000 | 99,526 | 0.99410 [a] | 7,248,799 | 72.5 |
| **1** | 0.00182 | 181 | 0.00046 | 99,493 | 397,522 | 0.99829 [b] | 7,149,273 | 71.9 |
| **5** | 0.00145 | 144 | 0.00029 | 99,312 | 496,199 | 0.99900 | 6,751,751 | 68.0 |
| **10** | 0.00055 | 55 | 0.00011 | 99,168 | 495,701 | 0.99863 | 6,255,552 | 63.1 |
| **15** | 0.00218 | 216 | 0.00044 | 99,113 | 495,023 | 0.99440 | 5,759,851 | 58.1 |
| **20** | 0.00901 | 891 | 0.00181 | 98,896 | 492,253 | 0.99108 | 5,264,828 | 53.2 |
| **25** | 0.00883 | 865 | 0.00177 | 98,005 | 487,862 | 0.99194 | 4,772,575 | 48.7 |
| **30** | 0.00728 | 707 | 0.00146 | 97,140 | 483,932 | 0.99283 | 4,284,712 | 44.1 |
| **35** | 0.00706 | 681 | 0.00142 | 96,433 | 480,463 | 0.98676 | 3,800,780 | 39.4 |
| **40** | 0.01946 | 1,863 | 0.00393 | 95,752 | 474,103 | 0.97292 | 3,320,317 | 34.7 |
| **45** | 0.03486 | 3,273 | 0.00710 | 93,889 | 461,263 | 0.96398 | 2,846,214 | 30.3 |
| **50** | 0.03722 | 3,372 | 0.00758 | 90,616 | 444,651 | 0.94780 | 2,384,951 | 26.3 |
| **55** | 0.06775 | 5,911 | 0.01403 | 87,244 | 421,442 | 0.93215 | 1,940,300 | 22.2 |
| **60** | 0.06796 | 5,528 | 0.01407 | 81,333 | 392,845 | 0.90836 | 1,518,858 | 18.7 |
| **65** | 0.11704 | 8,872 | 0.02486 | 75,805 | 356,845 | 0.84539 | 1,126,013 | 14.9 |
| **70** | 0.19715 | 13,196 | 0.04374 | 66,933 | 301,674 | 0.76501 | 769,168 | 11.5 |
| **75** | 0.28211 | 15,160 | 0.06569 | 53,737 | 230,784 | 0.50634 [c] | 467,494 | 8.7 |
| **80+** | 1.00000 | 38,577 | 0.16297 | 38,577 | 236,710 | - | 236,710 | 6.1 |
| **Lelaki** *Male* | | | | | | | | |
| **0** | 0.00388 | 388 | 0.00390 | 100,000 | 99,632 | 0.99616 [a] | 6,981,527 | 69.8 |
| **1** | 0.00000 | - | 0.00000 | 99,612 | 398,447 | 0.99996 [b] | 6,881,895 | 69.1 |
| **5** | 0.00000 | - | 0.00000 | 99,612 | 498,058 | 0.99945 | 6,483,448 | 65.1 |
| **10** | 0.00110 | 109 | 0.00022 | 99,612 | 497,785 | 0.99782 | 5,985,390 | 60.1 |
| **15** | 0.00325 | 324 | 0.00065 | 99,502 | 496,702 | 0.99060 | 5,487,605 | 55.2 |
| **20** | 0.01556 | 1,544 | 0.00314 | 99,179 | 492,034 | 0.98887 | 4,990,903 | 50.3 |
| **25** | 0.00662 | 646 | 0.00133 | 97,635 | 486,559 | 0.99130 | 4,498,870 | 46.1 |
| **30** | 0.01079 | 1,047 | 0.00217 | 96,989 | 482,327 | 0.99320 | 4,012,310 | 41.4 |
| **35** | 0.00277 | 266 | 0.00056 | 95,942 | 479,045 | 0.98808 | 3,529,984 | 36.8 |
| **40** | 0.02108 | 2,017 | 0.00426 | 95,676 | 473,337 | 0.96907 | 3,050,939 | 31.9 |
| **45** | 0.04099 | 3,839 | 0.00837 | 93,659 | 458,696 | 0.95080 | 2,577,601 | 27.5 |
| **50** | 0.05775 | 5,187 | 0.01189 | 89,820 | 436,129 | 0.92288 | 2,118,905 | 23.6 |
| **55** | 0.09767 | 8,266 | 0.02054 | 84,632 | 402,496 | 0.90421 | 1,682,776 | 19.9 |
| **60** | 0.09370 | 7,156 | 0.01966 | 76,366 | 363,943 | 0.88068 | 1,280,280 | 16.8 |
| **65** | 0.14758 | 10,214 | 0.03187 | 69,211 | 320,518 | 0.81108 | 916,337 | 13.2 |
| **70** | 0.23741 | 14,006 | 0.05388 | 58,996 | 259,966 | 0.70199 | 595,819 | 10.1 |
| **75** | 0.37746 | 16,982 | 0.09306 | 44,990 | 182,495 | 0.45662 [c] | 335,852 | 7.5 |
| **80+** | 1.00000 | 28,008 | 0.18263 | 28,008 | 153,357 | - | 153,357 | 5.5 |
| **Perempuan** *Female* | | | | | | | | |
| **0** | 0.00636 | 636 | 0.00640 | 100,000 | 99,408 | 0.99186 [a] | 7,553,938 | 75.5 |
| **1** | 0.00378 | 376 | 0.00095 | 99,364 | 396,521 | 0.99659 [b] | 7,454,530 | 75.0 |
| **5** | 0.00285 | 282 | 0.00057 | 98,988 | 494,236 | 0.99857 | 7,058,009 | 71.3 |
| **10** | 0.00000 | - | 0.00000 | 98,706 | 493,531 | 0.99945 | 6,563,773 | 66.5 |
| **15** | 0.00110 | 109 | 0.00022 | 98,706 | 493,260 | 0.99871 | 6,070,242 | 61.5 |
| **20** | 0.00149 | 147 | 0.00030 | 98,598 | 492,621 | 0.99324 | 5,576,983 | 56.6 |
| **25** | 0.01204 | 1,185 | 0.00242 | 98,451 | 489,291 | 0.99302 | 5,084,362 | 51.6 |
| **30** | 0.00185 | 180 | 0.00037 | 97,265 | 485,877 | 0.99180 | 4,595,071 | 47.2 |
| **35** | 0.01457 | 1,415 | 0.00294 | 97,085 | 481,891 | 0.98412 | 4,109,194 | 42.3 |
| **40** | 0.01721 | 1,646 | 0.00347 | 95,671 | 474,239 | 0.97721 | 3,627,303 | 37.9 |
| **45** | 0.02847 | 2,677 | 0.00578 | 94,025 | 463,432 | 0.97783 | 3,153,064 | 33.5 |
| **50** | 0.01569 | 1,433 | 0.00316 | 91,348 | 453,157 | 0.97125 | 2,689,632 | 29.4 |
| **55** | 0.04202 | 3,778 | 0.00858 | 89,915 | 440,129 | 0.95593 | 2,236,474 | 24.9 |
| **60** | 0.04620 | 3,980 | 0.00946 | 86,137 | 420,734 | 0.93445 | 1,796,345 | 20.9 |
| **65** | 0.08583 | 7,051 | 0.01793 | 82,157 | 393,157 | 0.87851 | 1,375,611 | 16.7 |
| **70** | 0.16050 | 12,054 | 0.03490 | 75,106 | 345,393 | 0.82517 | 982,454 | 13.1 |
| **75** | 0.19190 | 12,099 | 0.04245 | 63,051 | 285,009 | 0.55262 [c] | 637,062 | 10.1 |
| **80+** | 1.00000 | 50,952 | 0.14473 | 50,952 | 352,053 | - | 352,053 | 6.9 |

**Nota:** *Notes:*

[a] **Daripada umur 0 hingga kumpulan umur 1-4**
*From age of 0 to age group 1-4*

[b] **Daripada umur 0, kumpulan umur 1-4 hingga kumpulan umur 5-9**
*From age of 0, age group 1-4 to age group 5-9*

[c] **Daripada umur 75 hingga 80+**
*From age of 75 to 80+*

[e] **Anggaran**
*Estimates*

**Jadual 5.5.7: Jadual hayat ringkas mengikut jantina dan umur, Jempol, Negeri Sembilan, 2026[e]**

*Table 5.5.7: Abridged life table by sex and age, Jempol, Negeri Sembilan, 2026 [e]*

| **Umur** *Age* | **Kebarangkalian mati di antara umur x dan umur x+n** *Probability of dying between age x and age x+n* | **Bilangan kematian di antara umur x dan umur x+n** *Number of deaths between age x and age x+n* | **Kadar tengah mortaliti di antara umur x dan umur x+n** *Central mortality rate between age x and age x+n* | **Penakat (orang yang masih hidup) pada umur tepat x** *Survivors at exact age x* | **Bilangan orang hidup-tahun di antara umur x dan umur x+n** *Number of person-years lived between age x and age x+n* | **Nisbah ketakatan** *Survival ratio* | **Jumlah bilangan orang hidup-tahun selepas umur tepat x** *Total number of person-years lived after exact age x* | **Jangkaan hayat** *Life expectancy* |
|---|---|---|---|---|---|---|---|---|
| **x** | $_nq_x$ | $_nd_x$ | $_nm_x$ | $l_x$ | $_nL_x$ | $_nS_x$ | $T_x$ | $e_x$ |
| **Lelaki dan Perempuan** *Both sexes* | | | | | | | | |
| **0** | 0.00720 | 720 | 0.00725 | 100,000 | 99,331 | 0.99235 [a] | 7,172,639 | 71.7 |
| **1** | 0.00113 | 112 | 0.00028 | 99,280 | 396,841 | 0.99909 [b] | 7,073,307 | 71.2 |
| **5** | 0.00048 | 48 | 0.00010 | 99,168 | 495,720 | 0.99879 | 6,676,466 | 67.3 |
| **10** | 0.00193 | 191 | 0.00039 | 99,120 | 495,122 | 0.99536 | 6,180,745 | 62.4 |
| **15** | 0.00735 | 727 | 0.00148 | 98,929 | 492,825 | 0.99260 | 5,685,624 | 57.5 |
| **20** | 0.00744 | 731 | 0.00149 | 98,201 | 489,180 | 0.99329 | 5,192,799 | 52.9 |
| **25** | 0.00597 | 582 | 0.00120 | 97,471 | 485,900 | 0.99356 | 4,703,619 | 48.3 |
| **30** | 0.00691 | 669 | 0.00139 | 96,889 | 482,772 | 0.98688 | 4,217,719 | 43.5 |
| **35** | 0.01938 | 1,865 | 0.00391 | 96,220 | 476,436 | 0.97858 | 3,734,947 | 38.8 |
| **40** | 0.02350 | 2,217 | 0.00476 | 94,355 | 466,231 | 0.97156 | 3,258,510 | 34.5 |
| **45** | 0.03351 | 3,087 | 0.00682 | 92,138 | 452,970 | 0.96113 | 2,792,279 | 30.3 |
| **50** | 0.04442 | 3,956 | 0.00909 | 89,050 | 435,361 | 0.94376 | 2,339,310 | 26.3 |
| **55** | 0.06860 | 5,838 | 0.01421 | 85,094 | 410,878 | 0.93008 | 1,903,948 | 22.4 |
| **60** | 0.07133 | 5,653 | 0.01479 | 79,257 | 382,150 | 0.89724 | 1,493,070 | 18.8 |
| **65** | 0.13660 | 10,054 | 0.02932 | 73,603 | 342,881 | 0.84662 | 1,110,920 | 15.1 |
| **70** | 0.17281 | 10,982 | 0.03783 | 63,549 | 290,290 | 0.79514 | 768,039 | 12.1 |
| **75** | 0.24359 | 12,805 | 0.05548 | 52,567 | 230,822 | 0.51685 [c] | 477,749 | 9.1 |
| **80+** | 1.00000 | 39,762 | 0.16103 | 39,762 | 246,927 | - | 246,927 | 6.2 |
| **Lelaki** *Male* | | | | | | | | |
| **0** | 0.00533 | 533 | 0.00535 | 100,000 | 99,498 | 0.99422 [a] | 6,863,558 | 68.6 |
| **1** | 0.00110 | 109 | 0.00027 | 99,467 | 397,612 | 0.99886 [b] | 6,764,060 | 68.0 |
| **5** | 0.00100 | 99 | 0.00020 | 99,358 | 496,544 | 0.99834 | 6,366,448 | 64.1 |
| **10** | 0.00233 | 231 | 0.00047 | 99,259 | 495,718 | 0.99272 | 5,869,905 | 59.1 |
| **15** | 0.01224 | 1,212 | 0.00246 | 99,028 | 492,109 | 0.98978 | 5,374,187 | 54.3 |
| **20** | 0.00817 | 799 | 0.00164 | 97,816 | 487,080 | 0.99175 | 4,882,078 | 49.9 |
| **25** | 0.00834 | 809 | 0.00168 | 97,017 | 483,060 | 0.99193 | 4,394,998 | 45.3 |
| **30** | 0.00779 | 750 | 0.00156 | 96,207 | 479,163 | 0.98291 | 3,911,938 | 40.7 |
| **35** | 0.02647 | 2,526 | 0.00536 | 95,458 | 470,973 | 0.97079 | 3,432,775 | 36.0 |
| **40** | 0.03203 | 2,977 | 0.00651 | 92,931 | 457,215 | 0.96222 | 2,961,802 | 31.9 |
| **45** | 0.04371 | 3,932 | 0.00894 | 89,955 | 439,943 | 0.95023 | 2,504,587 | 27.8 |
| **50** | 0.05610 | 4,826 | 0.01154 | 86,022 | 418,048 | 0.92292 | 2,064,644 | 24.0 |
| **55** | 0.09932 | 8,064 | 0.02090 | 81,197 | 385,823 | 0.90810 | 1,646,596 | 20.3 |
| **60** | 0.08366 | 6,119 | 0.01746 | 73,132 | 350,365 | 0.86589 | 1,260,773 | 17.2 |
| **65** | 0.18915 | 12,676 | 0.04178 | 67,014 | 303,380 | 0.80357 | 910,408 | 13.6 |
| **70** | 0.20540 | 11,161 | 0.04578 | 54,338 | 243,788 | 0.76296 | 607,028 | 11.2 |
| **75** | 0.27685 | 11,953 | 0.06427 | 43,177 | 186,001 | 0.48794 [c] | 363,241 | 8.4 |
| **80+** | 1.00000 | 31,224 | 0.17617 | 31,224 | 177,239 | - | 177,239 | 5.7 |
| **Perempuan** *Female* | | | | | | | | |
| **0** | 0.00901 | 901 | 0.00909 | 100,000 | 99,168 | 0.99055 [a] | 7,530,532 | 75.3 |
| **1** | 0.00116 | 115 | 0.00029 | 99,099 | 396,109 | 0.99928 [b] | 7,431,364 | 75.0 |
| **5** | 0.00000 | - | 0.00000 | 98,984 | 494,920 | 0.99923 | 7,035,256 | 71.1 |
| **10** | 0.00154 | 152 | 0.00031 | 98,984 | 494,539 | 0.99826 | 6,540,336 | 66.1 |
| **15** | 0.00194 | 191 | 0.00039 | 98,832 | 493,681 | 0.99570 | 6,045,796 | 61.2 |
| **20** | 0.00667 | 658 | 0.00134 | 98,640 | 491,557 | 0.99516 | 5,552,116 | 56.3 |
| **25** | 0.00299 | 293 | 0.00060 | 97,982 | 489,179 | 0.99558 | 5,060,559 | 51.6 |
| **30** | 0.00585 | 571 | 0.00117 | 97,689 | 487,018 | 0.99163 | 4,571,380 | 46.8 |
| **35** | 0.01091 | 1,060 | 0.00219 | 97,118 | 482,940 | 0.98794 | 4,084,362 | 42.1 |
| **40** | 0.01322 | 1,270 | 0.00266 | 96,058 | 477,115 | 0.98246 | 3,601,422 | 37.5 |
| **45** | 0.02191 | 2,077 | 0.00443 | 94,788 | 468,747 | 0.97304 | 3,124,307 | 33.0 |
| **50** | 0.03211 | 2,977 | 0.00653 | 92,711 | 456,111 | 0.96238 | 2,655,560 | 28.6 |
| **55** | 0.04330 | 3,886 | 0.00885 | 89,734 | 438,954 | 0.94903 | 2,199,449 | 24.5 |
| **60** | 0.05899 | 5,064 | 0.01216 | 85,848 | 416,578 | 0.92319 | 1,760,495 | 20.5 |
| **65** | 0.09574 | 7,734 | 0.02011 | 80,783 | 384,582 | 0.88229 | 1,343,916 | 16.6 |
| **70** | 0.14201 | 10,374 | 0.03057 | 73,049 | 339,312 | 0.82771 | 959,335 | 13.1 |
| **75** | 0.20758 | 13,010 | 0.04632 | 62,676 | 280,853 | 0.54703 [c] | 620,023 | 9.9 |
| **80+** | 1.00000 | 49,665 | 0.14643 | 49,665 | 339,170 | - | 339,170 | 6.8 |

**Nota:** *Notes:*

[a] **Daripada umur 0 hingga kumpulan umur 1-4**
*From age of 0 to age group 1-4*

[b] **Daripada umur 0, kumpulan umur 1-4 hingga kumpulan umur 5-9**
*From age of 0, age group 1-4 to age group 5-9*

[c] **Daripada umur 75 hingga 80+**
*From age of 75 to 80+*

[e] **Anggaran**
*Estimates*

# NEGERI & DAERAH PENTADBIRAN

## *STATE & ADMINISTRATIVE DISTRICT*

# PAHANG

# 2026e

**Muka surat ini sengaja dibiarkan kosong**

*This page is deliberately left blank*

**Jadual 5.6: Jadual hayat ringkas mengikut jantina dan umur, Pahang, 2026[e]**

*Table 5.6: Abridged life table by sex and age, Pahang, 2026 [e]*

| **Umur** *Age* | **Kebarangkalian mati di antara umur x dan umur x+n** *Probability of dying between age x and age x+n* | **Bilangan kematian di antara umur x dan umur x+n** *Number of deaths between age x and age x+n* | **Kadar tengah mortaliti di antara umur x dan umur x+n** *Central mortality rate between age x and age x+n* | **Penakat (orang yang masih hidup) pada umur tepat x** *Survivors at exact age x* | **Bilangan orang hidup-tahun di antara umur x dan umur x+n** *Number of person-years lived between age x and age x+n* | **Nisbah ketakatan** *Survival ratio* | **Jumlah bilangan orang hidup-tahun selepas umur tepat x** *Total number of person-years lived after exact age x* | **Jangkaan hayat** *Life expectancy* |
|---|---|---|---|---|---|---|---|---|
| **x** | $_nq_x$ | $_nd_x$ | $_nm_x$ | $l_x$ | $_nL_x$ | $_nS_x$ | $T_x$ | $e_x$ |
| **Lelaki dan Perempuan** *Both sexes* | | | | | | | | |
| **0** | 0.00803 | 803 | 0.00809 | 100,000 | 99,256 | 0.99123 [a] | 7,358,485 | 73.6 |
| **1** | 0.00173 | 172 | 0.00043 | 99,197 | 396,361 | 0.99857 [b] | 7,259,229 | 73.2 |
| **5** | 0.00088 | 87 | 0.00018 | 99,025 | 494,910 | 0.99902 | 6,862,868 | 69.3 |
| **10** | 0.00107 | 106 | 0.00021 | 98,939 | 494,427 | 0.99781 | 6,367,958 | 64.4 |
| **15** | 0.00331 | 327 | 0.00066 | 98,832 | 493,345 | 0.99650 | 5,873,531 | 59.4 |
| **20** | 0.00370 | 364 | 0.00074 | 98,506 | 491,617 | 0.99601 | 5,380,186 | 54.6 |
| **25** | 0.00428 | 420 | 0.00086 | 98,141 | 489,657 | 0.99473 | 4,888,569 | 49.8 |
| **30** | 0.00626 | 612 | 0.00126 | 97,722 | 487,079 | 0.99163 | 4,398,912 | 45.0 |
| **35** | 0.01050 | 1,020 | 0.00211 | 97,110 | 483,000 | 0.98784 | 3,911,834 | 40.3 |
| **40** | 0.01385 | 1,330 | 0.00279 | 96,090 | 477,124 | 0.98342 | 3,428,834 | 35.7 |
| **45** | 0.01934 | 1,833 | 0.00391 | 94,760 | 469,216 | 0.97272 | 2,951,709 | 31.1 |
| **50** | 0.03537 | 3,287 | 0.00720 | 92,927 | 456,415 | 0.95566 | 2,482,493 | 26.7 |
| **55** | 0.05363 | 4,807 | 0.01102 | 89,640 | 436,180 | 0.93128 | 2,026,078 | 22.6 |
| **60** | 0.08466 | 7,182 | 0.01768 | 84,832 | 406,206 | 0.89819 | 1,589,898 | 18.7 |
| **65** | 0.12055 | 9,360 | 0.02566 | 77,650 | 364,850 | 0.84882 | 1,183,692 | 15.2 |
| **70** | 0.18602 | 12,703 | 0.04102 | 68,290 | 309,692 | 0.78671 | 818,842 | 12.0 |
| **75** | 0.24681 | 13,719 | 0.05631 | 55,587 | 243,636 | 0.52148 [c] | 509,150 | 9.2 |
| **80+** | 1.00000 | 41,868 | 0.15769 | 41,868 | 265,514 | - | 265,514 | 6.3 |
| **Lelaki** *Male* | | | | | | | | |
| **0** | 0.00822 | 822 | 0.00829 | 100,000 | 99,232 | 0.99104 [a] | 7,127,810 | 71.3 |
| **1** | 0.00180 | 179 | 0.00045 | 99,178 | 396,287 | 0.99845 [b] | 7,028,578 | 70.9 |
| **5** | 0.00098 | 97 | 0.00020 | 98,999 | 494,754 | 0.99895 | 6,632,291 | 67.0 |
| **10** | 0.00112 | 111 | 0.00022 | 98,902 | 494,234 | 0.99684 | 6,137,537 | 62.1 |
| **15** | 0.00520 | 513 | 0.00104 | 98,791 | 492,673 | 0.99481 | 5,643,304 | 57.1 |
| **20** | 0.00519 | 510 | 0.00104 | 98,278 | 490,114 | 0.99489 | 5,150,631 | 52.4 |
| **25** | 0.00502 | 491 | 0.00101 | 97,768 | 487,612 | 0.99374 | 4,660,517 | 47.7 |
| **30** | 0.00751 | 730 | 0.00151 | 97,277 | 484,559 | 0.98971 | 4,172,905 | 42.9 |
| **35** | 0.01310 | 1,265 | 0.00264 | 96,547 | 479,571 | 0.98547 | 3,688,346 | 38.2 |
| **40** | 0.01597 | 1,522 | 0.00322 | 95,282 | 472,604 | 0.98002 | 3,208,775 | 33.7 |
| **45** | 0.02406 | 2,256 | 0.00487 | 93,760 | 463,159 | 0.96487 | 2,736,171 | 29.2 |
| **50** | 0.04647 | 4,252 | 0.00951 | 91,504 | 446,889 | 0.94320 | 2,273,012 | 24.8 |
| **55** | 0.06763 | 5,901 | 0.01400 | 87,252 | 421,506 | 0.91330 | 1,826,124 | 20.9 |
| **60** | 0.10715 | 8,717 | 0.02264 | 81,351 | 384,962 | 0.87266 | 1,404,617 | 17.3 |
| **65** | 0.14995 | 10,891 | 0.03242 | 72,634 | 335,941 | 0.82033 | 1,019,656 | 14.0 |
| **70** | 0.21463 | 13,252 | 0.04809 | 61,743 | 275,583 | 0.75093 | 683,715 | 11.1 |
| **75** | 0.29292 | 14,204 | 0.06864 | 48,491 | 206,942 | 0.49295 [c] | 408,132 | 8.4 |
| **80+** | 1.00000 | 34,286 | 0.17042 | 34,286 | 201,190 | - | 201,190 | 5.9 |
| **Perempuan** *Female* | | | | | | | | |
| **0** | 0.00783 | 783 | 0.00788 | 100,000 | 99,275 | 0.99147 [a] | 7,632,793 | 76.3 |
| **1** | 0.00165 | 164 | 0.00041 | 99,217 | 396,461 | 0.99867 [b] | 7,533,518 | 75.9 |
| **5** | 0.00077 | 77 | 0.00015 | 99,053 | 495,075 | 0.99910 | 7,137,057 | 72.1 |
| **10** | 0.00102 | 101 | 0.00020 | 98,977 | 494,631 | 0.99888 | 6,641,982 | 67.1 |
| **15** | 0.00122 | 121 | 0.00024 | 98,876 | 494,076 | 0.99846 | 6,147,352 | 62.2 |
| **20** | 0.00186 | 184 | 0.00037 | 98,755 | 493,315 | 0.99745 | 5,653,275 | 57.2 |
| **25** | 0.00323 | 318 | 0.00065 | 98,571 | 492,059 | 0.99616 | 5,159,960 | 52.3 |
| **30** | 0.00444 | 437 | 0.00089 | 98,253 | 490,172 | 0.99421 | 4,667,901 | 47.5 |
| **35** | 0.00715 | 699 | 0.00143 | 97,816 | 487,332 | 0.99078 | 4,177,729 | 42.7 |
| **40** | 0.01131 | 1,099 | 0.00228 | 97,117 | 482,839 | 0.98724 | 3,690,397 | 38.0 |
| **45** | 0.01423 | 1,366 | 0.00287 | 96,019 | 476,677 | 0.98094 | 3,207,558 | 33.4 |
| **50** | 0.02396 | 2,268 | 0.00485 | 94,652 | 467,592 | 0.96867 | 2,730,881 | 28.9 |
| **55** | 0.03889 | 3,593 | 0.00793 | 92,385 | 452,940 | 0.94960 | 2,263,289 | 24.5 |
| **60** | 0.06238 | 5,538 | 0.01288 | 88,792 | 430,112 | 0.92347 | 1,810,349 | 20.4 |
| **65** | 0.09162 | 7,628 | 0.01920 | 83,253 | 397,197 | 0.87638 | 1,380,237 | 16.6 |
| **70** | 0.15885 | 12,013 | 0.03451 | 75,626 | 348,095 | 0.82079 | 983,040 | 13.0 |
| **75** | 0.20342 | 12,940 | 0.04529 | 63,613 | 285,712 | 0.55002 [c] | 634,945 | 10.0 |
| **80+** | 1.00000 | 50,672 | 0.14510 | 50,672 | 349,233 | - | 349,233 | 6.9 |

**Nota:** *Notes:*

[a] **Daripada umur 0 hingga kumpulan umur 1-4**
*From age of 0 to age group 1-4*

[b] **Daripada umur 0, kumpulan umur 1-4 hingga kumpulan umur 5-9**
*From age of 0, age group 1-4 to age group 5-9*

[c] **Daripada umur 75 hingga 80+**
*From age of 75 to 80+*

[e] **Anggaran**
*Estimates*

**Jadual 5.6.1: Jadual hayat ringkas mengikut jantina dan umur, Bentong, Pahang, 2026[e]**

*Table 5.6.1: Abridged life table by sex and age, Bentong, Pahang, 2026 [e]*

| **Umur** *Age* | **Kebarangkalian mati di antara umur x dan umur x+n** *Probability of dying between age x and age x+n* | **Bilangan kematian di antara umur x dan umur x+n** *Number of deaths between age x and age x+n* | **Kadar tengah mortaliti di antara umur x dan umur x+n** *Central mortality rate between age x and age x+n* | **Penakat (orang yang masih hidup) pada umur tepat x** *Survivors at exact age x* | **Bilangan orang hidup-tahun di antara umur x dan umur x+n** *Number of person-years lived between age x and age x+n* | **Nisbah ketakatan** *Survival ratio* | **Jumlah bilangan orang hidup-tahun selepas umur tepat x** *Total number of person-years lived after exact age x* | **Jangkaan hayat** *Life expectancy* |
|---|---|---|---|---|---|---|---|---|
| **x** | $_nq_x$ | $_nd_x$ | $_nm_x$ | $l_x$ | $_nL_x$ | $_nS_x$ | $T_x$ | $e_x$ |
| **Lelaki dan Perempuan** *Both sexes* | | | | | | | | |
| **0** | 0.00926 | 926 | 0.00934 | 100,000 | 99,146 | 0.99005 [a] | 7,347,372 | 73.5 |
| **1** | 0.00168 | 167 | 0.00042 | 99,074 | 395,881 | 0.99747 [b] | 7,248,226 | 73.2 |
| **5** | 0.00308 | 304 | 0.00062 | 98,907 | 493,776 | 0.99820 | 6,852,345 | 69.3 |
| **10** | 0.00052 | 51 | 0.00010 | 98,603 | 492,888 | 0.99901 | 6,358,569 | 64.5 |
| **15** | 0.00146 | 144 | 0.00029 | 98,552 | 492,402 | 0.99643 | 5,865,681 | 59.5 |
| **20** | 0.00569 | 560 | 0.00114 | 98,409 | 490,644 | 0.99479 | 5,373,279 | 54.6 |
| **25** | 0.00473 | 462 | 0.00095 | 97,849 | 488,089 | 0.99554 | 4,882,634 | 49.9 |
| **30** | 0.00419 | 408 | 0.00084 | 97,387 | 485,913 | 0.99228 | 4,394,545 | 45.1 |
| **35** | 0.01127 | 1,093 | 0.00227 | 96,979 | 482,161 | 0.98854 | 3,908,632 | 40.3 |
| **40** | 0.01164 | 1,117 | 0.00234 | 95,886 | 476,638 | 0.98515 | 3,426,470 | 35.7 |
| **45** | 0.01809 | 1,714 | 0.00365 | 94,769 | 469,562 | 0.97234 | 2,949,832 | 31.1 |
| **50** | 0.03742 | 3,482 | 0.00763 | 93,055 | 456,572 | 0.95913 | 2,480,270 | 26.7 |
| **55** | 0.04446 | 3,983 | 0.00909 | 89,574 | 437,911 | 0.93088 | 2,023,698 | 22.6 |
| **60** | 0.09493 | 8,125 | 0.01993 | 85,591 | 407,642 | 0.88653 | 1,585,787 | 18.5 |
| **65** | 0.13395 | 10,377 | 0.02871 | 77,466 | 361,387 | 0.85501 | 1,178,145 | 15.2 |
| **70** | 0.15773 | 10,582 | 0.03425 | 67,089 | 308,991 | 0.79333 | 816,758 | 12.2 |
| **75** | 0.26477 | 14,962 | 0.06104 | 56,507 | 245,132 | 0.51723 [c] | 507,767 | 9.0 |
| **80+** | 1.00000 | 41,546 | 0.15819 | 41,546 | 262,635 | - | 262,635 | 6.3 |
| **Lelaki** *Male* | | | | | | | | |
| **0** | 0.00721 | 721 | 0.00726 | 100,000 | 99,325 | 0.99210 [a] | 7,154,619 | 71.5 |
| **1** | 0.00167 | 166 | 0.00042 | 99,279 | 396,724 | 0.99782 [b] | 7,055,294 | 71.1 |
| **5** | 0.00242 | 239 | 0.00048 | 99,113 | 494,969 | 0.99879 | 6,658,570 | 67.2 |
| **10** | 0.00000 | - | 0.00000 | 98,874 | 494,370 | 0.99861 | 6,163,601 | 62.3 |
| **15** | 0.00277 | 274 | 0.00056 | 98,874 | 493,685 | 0.99576 | 5,669,231 | 57.3 |
| **20** | 0.00571 | 563 | 0.00115 | 98,600 | 491,592 | 0.99468 | 5,175,546 | 52.5 |
| **25** | 0.00494 | 484 | 0.00099 | 98,037 | 488,975 | 0.99538 | 4,683,954 | 47.8 |
| **30** | 0.00431 | 421 | 0.00086 | 97,553 | 486,714 | 0.99072 | 4,194,979 | 43.0 |
| **35** | 0.01426 | 1,385 | 0.00287 | 97,133 | 482,200 | 0.98567 | 3,708,265 | 38.2 |
| **40** | 0.01441 | 1,380 | 0.00290 | 95,747 | 475,288 | 0.98165 | 3,226,066 | 33.7 |
| **45** | 0.02234 | 2,108 | 0.00452 | 94,368 | 466,568 | 0.96694 | 2,750,778 | 29.1 |
| **50** | 0.04401 | 4,061 | 0.00900 | 92,259 | 451,145 | 0.95196 | 2,284,210 | 24.8 |
| **55** | 0.05225 | 4,608 | 0.01073 | 88,199 | 429,473 | 0.91088 | 1,833,065 | 20.8 |
| **60** | 0.12802 | 10,701 | 0.02736 | 83,591 | 391,199 | 0.85067 | 1,403,592 | 16.8 |
| **65** | 0.17378 | 12,666 | 0.03806 | 72,889 | 332,779 | 0.82441 | 1,012,393 | 13.9 |
| **70** | 0.17779 | 10,707 | 0.03903 | 60,223 | 274,346 | 0.75893 | 679,614 | 11.3 |
| **75** | 0.31802 | 15,747 | 0.07563 | 49,516 | 208,210 | 0.48624 [c] | 405,268 | 8.2 |
| **80+** | 1.00000 | 33,769 | 0.17136 | 33,769 | 197,058 | - | 197,058 | 5.8 |
| **Perempuan** *Female* | | | | | | | | |
| **0** | 0.01143 | 1,143 | 0.01155 | 100,000 | 98,953 | 0.98793 [a] | 7,597,214 | 76.0 |
| **1** | 0.00170 | 168 | 0.00042 | 98,857 | 395,010 | 0.99708 [b] | 7,498,260 | 75.8 |
| **5** | 0.00376 | 371 | 0.00075 | 98,689 | 492,520 | 0.99759 | 7,103,250 | 72.0 |
| **10** | 0.00106 | 104 | 0.00021 | 98,318 | 491,331 | 0.99947 | 6,610,730 | 67.2 |
| **15** | 0.00000 | - | 0.00000 | 98,214 | 491,070 | 0.99717 | 6,119,399 | 62.3 |
| **20** | 0.00565 | 555 | 0.00113 | 98,214 | 489,682 | 0.99499 | 5,628,329 | 57.3 |
| **25** | 0.00436 | 426 | 0.00087 | 97,659 | 487,230 | 0.99584 | 5,138,647 | 52.6 |
| **30** | 0.00397 | 386 | 0.00079 | 97,233 | 485,202 | 0.99481 | 4,651,417 | 47.8 |
| **35** | 0.00642 | 622 | 0.00129 | 96,848 | 482,684 | 0.99302 | 4,166,214 | 43.0 |
| **40** | 0.00755 | 726 | 0.00151 | 96,226 | 479,315 | 0.98998 | 3,683,530 | 38.3 |
| **45** | 0.01252 | 1,196 | 0.00252 | 95,500 | 474,511 | 0.97900 | 3,204,215 | 33.6 |
| **50** | 0.02959 | 2,791 | 0.00601 | 94,304 | 464,546 | 0.96764 | 2,729,704 | 28.9 |
| **55** | 0.03520 | 3,222 | 0.00717 | 91,514 | 449,515 | 0.95386 | 2,265,158 | 24.8 |
| **60** | 0.05748 | 5,075 | 0.01184 | 88,292 | 428,773 | 0.92392 | 1,815,643 | 20.6 |
| **65** | 0.09581 | 7,973 | 0.02013 | 83,217 | 396,151 | 0.88412 | 1,386,870 | 16.7 |
| **70** | 0.13807 | 10,389 | 0.02966 | 75,243 | 350,246 | 0.82599 | 990,720 | 13.2 |
| **75** | 0.21571 | 13,990 | 0.04836 | 64,855 | 289,299 | 0.54830 [c] | 640,474 | 9.9 |
| **80+** | 1.00000 | 50,865 | 0.14484 | 50,865 | 351,175 | - | 351,175 | 6.9 |

**Nota:** *Notes:*

[a] **Daripada umur 0 hingga kumpulan umur 1-4**
*From age of 0 to age group 1-4*

[b] **Daripada umur 0, kumpulan umur 1-4 hingga kumpulan umur 5-9**
*From age of 0, age group 1-4 to age group 5-9*

[c] **Daripada umur 75 hingga 80+**
*From age of 75 to 80+*

[e] **Anggaran**
*Estimates*

**Jadual 5.6.2: Jadual hayat ringkas mengikut jantina dan umur, Cameron Highlands, Pahang, 2026[e]**

*Table 5.6.2: Abridged life table by sex and age, Cameron Highlands, Pahang, 2026 [e]*

| **Umur** *Age* | **Kebarangkalian mati di antara umur x dan umur x+n** *Probability of dying between age x and age x+n* | **Bilangan kematian di antara umur x dan umur x+n** *Number of deaths between age x and age x+n* | **Kadar tengah mortaliti di antara umur x dan umur x+n** *Central mortality rate between age x and age x+n* | **Penakat (orang yang masih hidup) pada umur tepat x** *Survivors at exact age x* | **Bilangan orang hidup-tahun di antara umur x dan umur x+n** *Number of person-years lived between age x and age x+n* | **Nisbah ketakatan** *Survival ratio* | **Jumlah bilangan orang hidup-tahun selepas umur tepat x** *Total number of person-years lived after exact age x* | **Jangkaan hayat** *Life expectancy* |
|---|---|---|---|---|---|---|---|---|
| **x** | $_nq_x$ | $_nd_x$ | $_nm_x$ | $l_x$ | $_nL_x$ | $_nS_x$ | $T_x$ | $e_x$ |
| **Lelaki dan Perempuan** *Both sexes* | | | | | | | | |
| **0** | 0.00695 | 695 | 0.00700 | 100,000 | 99,354 | 0.99098 [a] | 7,726,296 | 77.3 |
| **1** | 0.00438 | 435 | 0.00110 | 99,305 | 396,138 | 0.99770 [b] | 7,626,942 | 76.8 |
| **5** | 0.00000 | - | 0.00000 | 98,870 | 494,351 | 0.99917 | 7,230,804 | 73.1 |
| **10** | 0.00165 | 163 | 0.00033 | 98,870 | 493,942 | 0.99843 | 6,736,453 | 68.1 |
| **15** | 0.00149 | 147 | 0.00030 | 98,707 | 493,166 | 0.99754 | 6,242,511 | 63.2 |
| **20** | 0.00342 | 337 | 0.00069 | 98,560 | 491,955 | 0.99734 | 5,749,344 | 58.3 |
| **25** | 0.00190 | 187 | 0.00038 | 98,222 | 490,645 | 0.99605 | 5,257,389 | 53.5 |
| **30** | 0.00599 | 588 | 0.00120 | 98,036 | 488,709 | 0.99247 | 4,766,745 | 48.6 |
| **35** | 0.00908 | 885 | 0.00182 | 97,448 | 485,027 | 0.98822 | 4,278,036 | 43.9 |
| **40** | 0.01451 | 1,401 | 0.00292 | 96,563 | 479,313 | 0.98773 | 3,793,009 | 39.3 |
| **45** | 0.01000 | 952 | 0.00201 | 95,162 | 473,432 | 0.98468 | 3,313,695 | 34.8 |
| **50** | 0.02069 | 1,950 | 0.00418 | 94,211 | 466,179 | 0.97482 | 2,840,263 | 30.1 |
| **55** | 0.02976 | 2,746 | 0.00604 | 92,261 | 454,440 | 0.95746 | 2,374,084 | 25.7 |
| **60** | 0.05570 | 4,986 | 0.01146 | 89,515 | 435,110 | 0.91483 | 1,919,644 | 21.4 |
| **65** | 0.11638 | 9,838 | 0.02471 | 84,529 | 398,051 | 0.87748 | 1,484,534 | 17.6 |
| **70** | 0.12947 | 9,670 | 0.02769 | 74,691 | 349,281 | 0.88231 | 1,086,483 | 14.5 |
| **75** | 0.10417 | 6,773 | 0.02198 | 65,021 | 308,174 | 0.58197 [c] | 737,202 | 11.3 |
| **80+** | 1.00000 | 58,248 | 0.13577 | 58,248 | 429,028 | - | 429,028 | 7.4 |
| **Lelaki** *Male* | | | | | | | | |
| **0** | 0.00000 | - | 0.00000 | 100,000 | 100,000 | 0.99802 [a] | 7,687,838 | 76.9 |
| **1** | 0.00422 | 422 | 0.00106 | 100,000 | 399,010 | 0.99776 [b] | 7,587,838 | 75.9 |
| **5** | 0.00000 | - | 0.00000 | 99,578 | 497,890 | 1.00000 | 7,188,828 | 72.2 |
| **10** | 0.00000 | - | 0.00000 | 99,578 | 497,890 | 0.99866 | 6,690,938 | 67.2 |
| **15** | 0.00269 | 268 | 0.00054 | 99,578 | 497,221 | 0.99581 | 6,193,047 | 62.2 |
| **20** | 0.00569 | 565 | 0.00114 | 99,310 | 495,138 | 0.99651 | 5,695,826 | 57.4 |
| **25** | 0.00127 | 125 | 0.00025 | 98,745 | 493,411 | 0.99670 | 5,200,688 | 52.7 |
| **30** | 0.00533 | 525 | 0.00107 | 98,620 | 491,784 | 0.99569 | 4,707,277 | 47.7 |
| **35** | 0.00328 | 322 | 0.00066 | 98,094 | 489,667 | 0.99021 | 4,215,493 | 43.0 |
| **40** | 0.01632 | 1,596 | 0.00329 | 97,773 | 484,874 | 0.98303 | 3,725,826 | 38.1 |
| **45** | 0.01764 | 1,696 | 0.00356 | 96,177 | 476,644 | 0.97990 | 3,240,952 | 33.7 |
| **50** | 0.02261 | 2,137 | 0.00457 | 94,481 | 467,062 | 0.96450 | 2,764,308 | 29.3 |
| **55** | 0.04867 | 4,495 | 0.00998 | 92,344 | 450,483 | 0.94629 | 2,297,246 | 24.9 |
| **60** | 0.05900 | 5,183 | 0.01216 | 87,849 | 426,289 | 0.90664 | 1,846,763 | 21.0 |
| **65** | 0.12987 | 10,736 | 0.02778 | 82,666 | 386,492 | 0.87922 | 1,420,474 | 17.2 |
| **70** | 0.11033 | 7,936 | 0.02335 | 71,930 | 339,812 | 0.87698 | 1,033,982 | 14.4 |
| **75** | 0.13728 | 8,785 | 0.02948 | 63,994 | 298,009 | 0.57070 [c] | 694,170 | 10.8 |
| **80+** | 1.00000 | 55,209 | 0.13936 | 55,209 | 396,161 | - | 396,161 | 7.2 |
| **Perempuan** *Female* | | | | | | | | |
| **0** | 0.01412 | 1,412 | 0.01430 | 100,000 | 98,719 | 0.98390 [a] | 7,750,289 | 77.5 |
| **1** | 0.00455 | 448 | 0.00114 | 98,588 | 393,233 | 0.99746 [b] | 7,651,570 | 77.6 |
| **5** | 0.00000 | - | 0.00000 | 98,140 | 490,701 | 0.99840 | 7,258,337 | 74.0 |
| **10** | 0.00320 | 314 | 0.00064 | 98,140 | 489,914 | 0.99840 | 6,767,637 | 69.0 |
| **15** | 0.00000 | - | 0.00000 | 97,826 | 489,128 | 1.00000 | 6,277,722 | 64.2 |
| **20** | 0.00000 | - | 0.00000 | 97,826 | 489,128 | 0.99810 | 5,788,594 | 59.2 |
| **25** | 0.00380 | 371 | 0.00076 | 97,826 | 488,200 | 0.99411 | 5,299,466 | 54.2 |
| **30** | 0.00799 | 779 | 0.00161 | 97,454 | 485,324 | 0.98495 | 4,811,266 | 49.4 |
| **35** | 0.02216 | 2,142 | 0.00448 | 96,675 | 478,022 | 0.98310 | 4,325,941 | 44.7 |
| **40** | 0.01152 | 1,089 | 0.00232 | 94,533 | 469,945 | 0.99421 | 3,847,919 | 40.7 |
| **45** | 0.00000 | - | 0.00000 | 93,445 | 467,224 | 0.99065 | 3,377,974 | 36.1 |
| **50** | 0.01871 | 1,748 | 0.00378 | 93,445 | 462,853 | 0.98728 | 2,910,750 | 31.1 |
| **55** | 0.00662 | 607 | 0.00133 | 91,696 | 456,965 | 0.97059 | 2,447,897 | 26.7 |
| **60** | 0.05236 | 4,769 | 0.01075 | 91,090 | 443,525 | 0.92352 | 1,990,932 | 21.9 |
| **65** | 0.10195 | 8,800 | 0.02148 | 86,321 | 409,602 | 0.87537 | 1,547,407 | 17.9 |
| **70** | 0.14989 | 11,620 | 0.03241 | 77,520 | 358,553 | 0.88592 | 1,137,805 | 14.7 |
| **75** | 0.07194 | 4,741 | 0.01493 | 65,901 | 317,651 | 0.59236 [c] | 779,252 | 11.8 |
| **80+** | 1.00000 | 61,160 | 0.13249 | 61,160 | 461,601 | - | 461,601 | 7.5 |

**Nota:** *Notes:*

[a] **Daripada umur 0 hingga kumpulan umur 1-4**
*From age of 0 to age group 1-4*

[b] **Daripada umur 0, kumpulan umur 1-4 hingga kumpulan umur 5-9**
*From age of 0, age group 1-4 to age group 5-9*

[c] **Daripada umur 75 hingga 80+**
*From age of 75 to 80+*

[e] **Anggaran**
*Estimates*

**Jadual 5.6.3: Jadual hayat ringkas mengikut jantina dan umur, Jerantut, Pahang, 2026[e]**

*Table 5.6.3: Abridged life table by sex and age, Jerantut, Pahang, 2026 [e]*

| Umur *Age* | Kebarangkalian mati di antara umur x dan umur x+n *Probability of dying between age x and age x+n* | Bilangan kematian di antara umur x dan umur x+n *Number of deaths between age x and age x+n* | Kadar tengah mortaliti di antara umur x dan umur x+n *Central mortality rate between age x and age x+n* | Penakat (orang yang masih hidup) pada umur tepat x *Survivors at exact age x* | Bilangan orang hidup-tahun di antara umur x dan umur x+n *Number of person-years lived between age x and age x+n* | Nisbah ketakatan *Survival ratio* | Jumlah bilangan orang hidup-tahun selepas umur tepat x *Total number of person-years lived after exact age x* | Jangkaan hayat *Life expectancy* |
|---|---|---|---|---|---|---|---|---|
| x | $_nq_x$ | $_nd_x$ | $_nm_x$ | $l_x$ | $_nL_x$ | $_nS_x$ | $T_x$ | $e_x$ |
| **Lelaki dan Perempuan** *Both sexes* | | | | | | | | |
| **0** | 0.01006 | 1,006 | 0.01015 | 100,000 | 99,075 | 0.98903 [a] | 7,185,707 | 71.9 |
| **1** | 0.00218 | 216 | 0.00055 | 98,994 | 395,438 | 0.99874 [b] | 7,086,632 | 71.6 |
| **5** | 0.00000 | - | 0.00000 | 98,778 | 493,889 | 0.99972 | 6,691,194 | 67.7 |
| **10** | 0.00056 | 55 | 0.00011 | 98,778 | 493,751 | 0.99672 | 6,197,305 | 62.7 |
| **15** | 0.00600 | 592 | 0.00120 | 98,722 | 492,132 | 0.99485 | 5,703,554 | 57.8 |
| **20** | 0.00430 | 422 | 0.00086 | 98,131 | 489,598 | 0.99586 | 5,211,422 | 53.1 |
| **25** | 0.00398 | 389 | 0.00080 | 97,709 | 487,572 | 0.99284 | 4,721,824 | 48.3 |
| **30** | 0.01035 | 1,007 | 0.00208 | 97,320 | 484,082 | 0.98873 | 4,234,251 | 43.5 |
| **35** | 0.01220 | 1,175 | 0.00245 | 96,313 | 478,626 | 0.98579 | 3,750,169 | 38.9 |
| **40** | 0.01626 | 1,547 | 0.00328 | 95,138 | 471,823 | 0.97418 | 3,271,543 | 34.4 |
| **45** | 0.03553 | 3,326 | 0.00724 | 93,591 | 459,642 | 0.95949 | 2,799,720 | 29.9 |
| **50** | 0.04566 | 4,122 | 0.00935 | 90,266 | 441,024 | 0.94113 | 2,340,077 | 25.9 |
| **55** | 0.07270 | 6,263 | 0.01509 | 86,144 | 415,063 | 0.92534 | 1,899,054 | 22.0 |
| **60** | 0.07678 | 6,133 | 0.01597 | 79,881 | 384,074 | 0.91013 | 1,483,991 | 18.6 |
| **65** | 0.10405 | 7,673 | 0.02195 | 73,748 | 349,558 | 0.85090 | 1,099,917 | 14.9 |
| **70** | 0.19939 | 13,175 | 0.04429 | 66,075 | 297,438 | 0.75932 | 750,359 | 11.4 |
| **75** | 0.29226 | 15,460 | 0.06845 | 52,900 | 225,850 | 0.50135 [c] | 452,921 | 8.6 |
| **80+** | 1.00000 | 37,440 | 0.16488 | 37,440 | 227,071 | - | 227,071 | 6.1 |
| **Lelaki** *Male* | | | | | | | | |
| **0** | 0.01018 | 1,018 | 0.01028 | 100,000 | 99,055 | 0.98930 [a] | 6,875,883 | 68.8 |
| **1** | 0.00142 | 140 | 0.00035 | 98,982 | 395,594 | 0.99911 [b] | 6,776,828 | 68.5 |
| **5** | 0.00000 | - | 0.00000 | 98,842 | 494,208 | 0.99945 | 6,381,234 | 64.6 |
| **10** | 0.00110 | 108 | 0.00022 | 98,842 | 493,937 | 0.99418 | 5,887,027 | 59.6 |
| **15** | 0.01055 | 1,042 | 0.00212 | 98,733 | 491,062 | 0.99215 | 5,393,090 | 54.6 |
| **20** | 0.00512 | 500 | 0.00103 | 97,691 | 487,206 | 0.99524 | 4,902,028 | 50.2 |
| **25** | 0.00439 | 427 | 0.00088 | 97,191 | 484,888 | 0.99273 | 4,414,822 | 45.4 |
| **30** | 0.01016 | 983 | 0.00204 | 96,764 | 481,364 | 0.98700 | 3,929,934 | 40.6 |
| **35** | 0.01587 | 1,521 | 0.00320 | 95,781 | 475,105 | 0.98377 | 3,448,570 | 36.0 |
| **40** | 0.01658 | 1,563 | 0.00334 | 94,261 | 467,396 | 0.96538 | 2,973,465 | 31.5 |
| **45** | 0.05296 | 4,909 | 0.01088 | 92,698 | 451,215 | 0.93985 | 2,506,069 | 27.0 |
| **50** | 0.06774 | 5,947 | 0.01402 | 87,788 | 424,075 | 0.91804 | 2,054,855 | 23.4 |
| **55** | 0.09721 | 7,956 | 0.02043 | 81,842 | 389,319 | 0.90507 | 1,630,780 | 19.9 |
| **60** | 0.09241 | 6,828 | 0.01938 | 73,886 | 352,360 | 0.88661 | 1,241,461 | 16.8 |
| **65** | 0.13651 | 9,154 | 0.02930 | 67,058 | 312,405 | 0.81702 | 889,100 | 13.3 |
| **70** | 0.23679 | 13,711 | 0.05372 | 57,904 | 255,242 | 0.69458 | 576,695 | 10.0 |
| **75** | 0.39533 | 17,471 | 0.09855 | 44,193 | 177,286 | 0.44849 [c] | 321,454 | 7.3 |
| **80+** | 1.00000 | 26,722 | 0.18535 | 26,722 | 144,167 | - | 144,167 | 5.4 |
| **Perempuan** *Female* | | | | | | | | |
| **0** | 0.00992 | 992 | 0.01001 | 100,000 | 99,087 | 0.98876 [a] | 7,562,958 | 75.6 |
| **1** | 0.00300 | 297 | 0.00075 | 99,008 | 395,293 | 0.99833 [b] | 7,463,871 | 75.4 |
| **5** | 0.00000 | - | 0.00000 | 98,711 | 493,557 | 1.00000 | 7,068,577 | 71.6 |
| **10** | 0.00000 | - | 0.00000 | 98,711 | 493,557 | 0.99944 | 6,575,020 | 66.6 |
| **15** | 0.00113 | 111 | 0.00023 | 98,711 | 493,279 | 0.99781 | 6,081,462 | 61.6 |
| **20** | 0.00325 | 321 | 0.00065 | 98,600 | 492,199 | 0.99670 | 5,588,183 | 56.7 |
| **25** | 0.00334 | 329 | 0.00067 | 98,280 | 490,577 | 0.99299 | 5,095,984 | 51.9 |
| **30** | 0.01070 | 1,048 | 0.00215 | 97,951 | 487,136 | 0.99084 | 4,605,407 | 47.0 |
| **35** | 0.00761 | 738 | 0.00153 | 96,903 | 482,673 | 0.98827 | 4,118,271 | 42.5 |
| **40** | 0.01588 | 1,528 | 0.00320 | 96,166 | 477,009 | 0.98354 | 3,635,599 | 37.8 |
| **45** | 0.01704 | 1,612 | 0.00344 | 94,638 | 469,160 | 0.98030 | 3,158,589 | 33.4 |
| **50** | 0.02242 | 2,085 | 0.00453 | 93,026 | 459,916 | 0.96531 | 2,689,430 | 28.9 |
| **55** | 0.04725 | 4,297 | 0.00968 | 90,940 | 443,960 | 0.94577 | 2,229,514 | 24.5 |
| **60** | 0.06155 | 5,333 | 0.01270 | 86,643 | 419,884 | 0.93344 | 1,785,554 | 20.6 |
| **65** | 0.07190 | 5,846 | 0.01492 | 81,310 | 391,936 | 0.88308 | 1,365,670 | 16.8 |
| **70** | 0.16543 | 12,484 | 0.03607 | 75,464 | 346,111 | 0.81762 | 973,734 | 12.9 |
| **75** | 0.20270 | 12,766 | 0.04511 | 62,980 | 282,986 | 0.54912 [c] | 627,623 | 10.0 |
| **80+** | 1.00000 | 50,214 | 0.14570 | 50,214 | 344,638 | - | 344,638 | 6.9 |

**Nota:** *Notes:*

[a] **Daripada umur 0 hingga kumpulan umur 1-4**
*From age of 0 to age group 1-4*

[b] **Daripada umur 0, kumpulan umur 1-4 hingga kumpulan umur 5-9**
*From age of 0, age group 1-4 to age group 5-9*

[c] **Daripada umur 75 hingga 80+**
*From age of 75 to 80+*

[e] **Anggaran**
*Estimates*

**Jadual 5.6.4: Jadual hayat ringkas mengikut jantina dan umur, Kuantan, Pahang, 2026[e]**

*Table 5.6.4: Abridged life table by sex and age, Kuantan, Pahang, 2026 [e]*

| **Umur** *Age* | **Kebarangkalian mati di antara umur x dan umur x+n** *Probability of dying between age x and age x+n* | **Bilangan kematian di antara umur x dan umur x+n** *Number of deaths between age x and age x+n* | **Kadar tengah mortaliti di antara umur x dan umur x+n** *Central mortality rate between age x and age x+n* | **Penakat (orang yang masih hidup) pada umur tepat x** *Survivors at exact age x* | **Bilangan orang hidup-tahun di antara umur x dan umur x+n** *Number of person-years lived between age x and age x+n* | **Nisbah ketakatan** *Survival ratio* | **Jumlah bilangan orang hidup-tahun selepas umur tepat x** *Total number of person-years lived after exact age x* | **Jangkaan hayat** *Life expectancy* |
|---|---|---|---|---|---|---|---|---|
| **x** | $_nq_x$ | $_nd_x$ | $_nm_x$ | $l_x$ | $_nL_x$ | $_nS_x$ | $T_x$ | $e_x$ |
| **Lelaki dan Perempuan** *Both sexes* | | | | | | | | |
| **0** | 0.00601 | 601 | 0.00604 | 100,000 | 99,440 | 0.99311 [a] | 7,646,774 | 76.5 |
| **1** | 0.00196 | 195 | 0.00049 | 99,399 | 397,113 | 0.99853 [b] | 7,547,334 | 75.9 |
| **5** | 0.00080 | 80 | 0.00016 | 99,205 | 495,823 | 0.99916 | 7,150,221 | 72.1 |
| **10** | 0.00087 | 87 | 0.00017 | 99,125 | 495,407 | 0.99832 | 6,654,398 | 67.1 |
| **15** | 0.00248 | 246 | 0.00050 | 99,038 | 494,577 | 0.99739 | 6,158,990 | 62.2 |
| **20** | 0.00273 | 270 | 0.00055 | 98,793 | 493,288 | 0.99685 | 5,664,414 | 57.3 |
| **25** | 0.00356 | 351 | 0.00071 | 98,523 | 491,737 | 0.99625 | 5,171,125 | 52.5 |
| **30** | 0.00394 | 387 | 0.00079 | 98,172 | 489,893 | 0.99399 | 4,679,389 | 47.7 |
| **35** | 0.00810 | 792 | 0.00163 | 97,785 | 486,946 | 0.99166 | 4,189,496 | 42.8 |
| **40** | 0.00859 | 833 | 0.00173 | 96,994 | 482,885 | 0.98911 | 3,702,549 | 38.2 |
| **45** | 0.01321 | 1,270 | 0.00266 | 96,160 | 477,626 | 0.98111 | 3,219,665 | 33.5 |
| **50** | 0.02465 | 2,339 | 0.00499 | 94,890 | 468,604 | 0.96889 | 2,742,039 | 28.9 |
| **55** | 0.03773 | 3,492 | 0.00769 | 92,552 | 454,028 | 0.94330 | 2,273,434 | 24.6 |
| **60** | 0.07642 | 6,806 | 0.01589 | 89,060 | 428,284 | 0.90631 | 1,819,406 | 20.4 |
| **65** | 0.11239 | 9,245 | 0.02382 | 82,254 | 388,159 | 0.87132 | 1,391,122 | 16.9 |
| **70** | 0.14702 | 10,734 | 0.03174 | 73,009 | 338,212 | 0.85415 | 1,002,964 | 13.7 |
| **75** | 0.14448 | 8,998 | 0.03115 | 62,275 | 288,883 | 0.56543 [c] | 664,752 | 10.7 |
| **80+** | 1.00000 | 53,278 | 0.14175 | 53,278 | 375,868 | - | 375,868 | 7.1 |
| **Lelaki** *Male* | | | | | | | | |
| **0** | 0.00629 | 629 | 0.00632 | 100,000 | 99,409 | 0.99296 [a] | 7,433,477 | 74.3 |
| **1** | 0.00176 | 174 | 0.00044 | 99,371 | 397,073 | 0.99854 [b] | 7,334,068 | 73.8 |
| **5** | 0.00091 | 90 | 0.00018 | 99,197 | 495,758 | 0.99901 | 6,936,995 | 69.9 |
| **10** | 0.00108 | 107 | 0.00022 | 99,107 | 495,266 | 0.99769 | 6,441,237 | 65.0 |
| **15** | 0.00353 | 350 | 0.00071 | 99,000 | 494,124 | 0.99618 | 5,945,971 | 60.1 |
| **20** | 0.00411 | 406 | 0.00082 | 98,650 | 492,235 | 0.99569 | 5,451,847 | 55.3 |
| **25** | 0.00450 | 442 | 0.00090 | 98,244 | 490,115 | 0.99508 | 4,959,612 | 50.5 |
| **30** | 0.00533 | 522 | 0.00107 | 97,802 | 487,706 | 0.99136 | 4,469,497 | 45.7 |
| **35** | 0.01197 | 1,165 | 0.00241 | 97,280 | 483,490 | 0.98897 | 3,981,792 | 40.9 |
| **40** | 0.01008 | 969 | 0.00203 | 96,116 | 478,156 | 0.98662 | 3,498,302 | 36.4 |
| **45** | 0.01671 | 1,590 | 0.00337 | 95,147 | 471,760 | 0.97484 | 3,020,146 | 31.7 |
| **50** | 0.03376 | 3,159 | 0.00687 | 93,557 | 459,888 | 0.95999 | 2,548,387 | 27.2 |
| **55** | 0.04647 | 4,201 | 0.00951 | 90,398 | 441,489 | 0.93159 | 2,088,499 | 23.1 |
| **60** | 0.09141 | 7,880 | 0.01916 | 86,198 | 411,289 | 0.88533 | 1,647,009 | 19.1 |
| **65** | 0.14027 | 10,985 | 0.03017 | 78,318 | 364,126 | 0.84362 | 1,235,720 | 15.8 |
| **70** | 0.17512 | 11,792 | 0.03839 | 67,333 | 307,184 | 0.83110 | 871,594 | 12.9 |
| **75** | 0.16135 | 8,962 | 0.03510 | 55,541 | 255,301 | 0.54767 [c] | 564,410 | 10.2 |
| **80+** | 1.00000 | 46,579 | 0.15069 | 46,579 | 309,109 | - | 309,109 | 6.6 |
| **Perempuan** *Female* | | | | | | | | |
| **0** | 0.00570 | 570 | 0.00574 | 100,000 | 99,468 | 0.99330 [a] | 7,900,056 | 79.0 |
| **1** | 0.00218 | 216 | 0.00054 | 99,430 | 397,180 | 0.99848 [b] | 7,800,588 | 78.5 |
| **5** | 0.00069 | 69 | 0.00014 | 99,213 | 495,894 | 0.99932 | 7,403,408 | 74.6 |
| **10** | 0.00067 | 66 | 0.00013 | 99,144 | 495,556 | 0.99901 | 6,907,514 | 69.7 |
| **15** | 0.00131 | 130 | 0.00026 | 99,078 | 495,068 | 0.99880 | 6,411,958 | 64.7 |
| **20** | 0.00109 | 108 | 0.00022 | 98,949 | 494,475 | 0.99822 | 5,916,891 | 59.8 |
| **25** | 0.00247 | 244 | 0.00050 | 98,841 | 493,594 | 0.99764 | 5,422,416 | 54.9 |
| **30** | 0.00225 | 222 | 0.00045 | 98,597 | 492,428 | 0.99696 | 4,928,822 | 50.0 |
| **35** | 0.00383 | 377 | 0.00077 | 98,375 | 490,931 | 0.99461 | 4,436,394 | 45.1 |
| **40** | 0.00696 | 682 | 0.00140 | 97,998 | 488,284 | 0.99176 | 3,945,463 | 40.3 |
| **45** | 0.00952 | 927 | 0.00191 | 97,316 | 484,263 | 0.98743 | 3,457,179 | 35.5 |
| **50** | 0.01564 | 1,508 | 0.00315 | 96,389 | 478,177 | 0.97805 | 2,972,916 | 30.8 |
| **55** | 0.02836 | 2,690 | 0.00575 | 94,882 | 467,682 | 0.95570 | 2,494,739 | 26.3 |
| **60** | 0.06071 | 5,597 | 0.01252 | 92,191 | 446,964 | 0.92930 | 2,027,057 | 22.0 |
| **65** | 0.08134 | 7,043 | 0.01696 | 86,595 | 415,365 | 0.90090 | 1,580,092 | 18.2 |
| **70** | 0.11845 | 9,423 | 0.02518 | 79,551 | 374,200 | 0.87747 | 1,164,728 | 14.6 |
| **75** | 0.12717 | 8,918 | 0.02716 | 70,129 | 328,348 | 0.58465 [c] | 790,527 | 11.3 |
| **80+** | 1.00000 | 61,210 | 0.13244 | 61,210 | 462,179 | - | 462,179 | 7.6 |

**Nota:** *Notes:*

[a] **Daripada umur 0 hingga kumpulan umur 1-4**
*From age of 0 to age group 1-4*

[b] **Daripada umur 0, kumpulan umur 1-4 hingga kumpulan umur 5-9**
*From age of 0, age group 1-4 to age group 5-9*

[c] **Daripada umur 75 hingga 80+**
*From age of 75 to 80+*

[e] **Anggaran**
*Estimates*

**Jadual 5.6.5: Jadual hayat ringkas mengikut jantina dan umur, Lipis, Pahang, 2026[e]**

*Table 5.6.5: Abridged life table by sex and age, Lipis, Pahang, 2026 [e]*

| Umur *Age* | Kebarangkalian mati di antara umur x dan umur x+n *Probability of dying between age x and age x+n* | Bilangan kematian di antara umur x dan umur x+n *Number of deaths between age x and age x+n* | Kadar tengah mortaliti di antara umur x dan umur x+n *Central mortality rate between age x and age x+n* | Penakat (orang yang masih hidup) pada umur tepat x *Survivors at exact age x* | Bilangan orang hidup-tahun di antara umur x dan umur x+n *Number of person-years lived between age x and age x+n* | Nisbah ketakatan *Survival ratio* | Jumlah bilangan orang hidup-tahun selepas umur tepat x *Total number of person-years lived after exact age x* | Jangkaan hayat *Life expectancy* |
|---|---|---|---|---|---|---|---|---|
| x | $_nq_x$ | $_nd_x$ | $_nm_x$ | $l_x$ | $_nL_x$ | $_nS_x$ | $T_x$ | $e_x$ |
| **Lelaki dan Perempuan** *Both sexes* | | | | | | | | |
| **0** | 0.01372 | 1,372 | 0.01389 | 100,000 | 98,753 | 0.98578 [a] | 7,405,363 | 74.1 |
| **1** | 0.00152 | 150 | 0.00038 | 98,628 | 394,139 | 0.99838 [b] | 7,306,609 | 74.1 |
| **5** | 0.00121 | 119 | 0.00024 | 98,478 | 492,095 | 0.99883 | 6,912,470 | 70.2 |
| **10** | 0.00114 | 112 | 0.00023 | 98,360 | 491,518 | 0.99773 | 6,420,376 | 65.3 |
| **15** | 0.00340 | 334 | 0.00068 | 98,247 | 490,403 | 0.99783 | 5,928,858 | 60.3 |
| **20** | 0.00094 | 92 | 0.00019 | 97,914 | 489,339 | 0.99733 | 5,438,455 | 55.5 |
| **25** | 0.00440 | 430 | 0.00088 | 97,822 | 488,035 | 0.99520 | 4,949,115 | 50.6 |
| **30** | 0.00521 | 508 | 0.00105 | 97,392 | 485,690 | 0.99292 | 4,461,081 | 45.8 |
| **35** | 0.00895 | 867 | 0.00180 | 96,884 | 482,253 | 0.98768 | 3,975,390 | 41.0 |
| **40** | 0.01572 | 1,509 | 0.00317 | 96,017 | 476,312 | 0.98211 | 3,493,138 | 36.4 |
| **45** | 0.02011 | 1,900 | 0.00406 | 94,508 | 467,789 | 0.97235 | 3,016,826 | 31.9 |
| **50** | 0.03535 | 3,274 | 0.00720 | 92,608 | 454,854 | 0.95408 | 2,549,037 | 27.5 |
| **55** | 0.05687 | 5,080 | 0.01171 | 89,334 | 433,969 | 0.93716 | 2,094,184 | 23.4 |
| **60** | 0.06917 | 5,828 | 0.01433 | 84,254 | 406,699 | 0.93054 | 1,660,215 | 19.7 |
| **65** | 0.06977 | 5,472 | 0.01446 | 78,426 | 378,449 | 0.87226 | 1,253,516 | 16.0 |
| **70** | 0.19005 | 13,865 | 0.04200 | 72,954 | 330,107 | 0.78223 | 875,067 | 12.0 |
| **75** | 0.25198 | 14,889 | 0.05766 | 59,089 | 258,220 | 0.52617 [c] | 544,960 | 9.2 |
| **80+** | 1.00000 | 44,199 | 0.15414 | 44,199 | 286,740 | - | 286,740 | 6.5 |
| **Lelaki** *Male* | | | | | | | | |
| **0** | 0.01071 | 1,071 | 0.01082 | 100,000 | 99,007 | 0.98806 [a] | 7,189,372 | 71.9 |
| **1** | 0.00295 | 292 | 0.00074 | 98,929 | 395,021 | 0.99708 [b] | 7,090,365 | 71.7 |
| **5** | 0.00244 | 241 | 0.00049 | 98,637 | 492,584 | 0.99878 | 6,695,343 | 67.9 |
| **10** | 0.00000 | - | 0.00000 | 98,397 | 491,983 | 0.99731 | 6,202,759 | 63.0 |
| **15** | 0.00538 | 529 | 0.00108 | 98,397 | 490,660 | 0.99644 | 5,710,776 | 58.0 |
| **20** | 0.00173 | 169 | 0.00035 | 97,867 | 488,915 | 0.99598 | 5,220,116 | 53.3 |
| **25** | 0.00631 | 617 | 0.00127 | 97,698 | 486,951 | 0.99307 | 4,731,201 | 48.4 |
| **30** | 0.00755 | 733 | 0.00152 | 97,082 | 483,576 | 0.99025 | 4,244,251 | 43.7 |
| **35** | 0.01197 | 1,153 | 0.00241 | 96,349 | 478,861 | 0.98531 | 3,760,675 | 39.0 |
| **40** | 0.01744 | 1,661 | 0.00352 | 95,196 | 471,827 | 0.98019 | 3,281,814 | 34.5 |
| **45** | 0.02221 | 2,077 | 0.00449 | 93,535 | 462,483 | 0.96840 | 2,809,986 | 30.0 |
| **50** | 0.04120 | 3,768 | 0.00841 | 91,458 | 447,870 | 0.93638 | 2,347,504 | 25.7 |
| **55** | 0.08700 | 7,629 | 0.01819 | 87,690 | 419,377 | 0.91574 | 1,899,634 | 21.7 |
| **60** | 0.08127 | 6,506 | 0.01694 | 80,061 | 384,039 | 0.91968 | 1,480,257 | 18.5 |
| **65** | 0.07930 | 5,833 | 0.01651 | 73,555 | 353,191 | 0.84663 | 1,096,218 | 14.9 |
| **70** | 0.23382 | 15,835 | 0.05296 | 67,722 | 299,022 | 0.74191 | 743,027 | 11.0 |
| **75** | 0.28975 | 15,034 | 0.06777 | 51,887 | 221,848 | 0.50035 [c] | 444,006 | 8.6 |
| **80+** | 1.00000 | 36,853 | 0.16588 | 36,853 | 222,157 | - | 222,157 | 6.0 |
| **Perempuan** *Female* | | | | | | | | |
| **0** | 0.01706 | 1,706 | 0.01733 | 100,000 | 98,466 | 0.98328 [a] | 7,665,707 | 76.7 |
| **1** | 0.00000 | - | 0.00000 | 98,294 | 393,174 | 0.99965 [b] | 7,567,241 | 77.0 |
| **5** | 0.00000 | - | 0.00000 | 98,294 | 491,468 | 0.99886 | 7,174,067 | 73.0 |
| **10** | 0.00229 | 225 | 0.00046 | 98,294 | 490,905 | 0.99826 | 6,682,599 | 68.0 |
| **15** | 0.00119 | 117 | 0.00024 | 98,069 | 490,050 | 0.99940 | 6,191,694 | 63.1 |
| **20** | 0.00000 | - | 0.00000 | 97,952 | 489,758 | 0.99936 | 5,701,643 | 58.2 |
| **25** | 0.00128 | 126 | 0.00026 | 97,952 | 489,444 | 0.99861 | 5,211,886 | 53.2 |
| **30** | 0.00150 | 147 | 0.00030 | 97,826 | 488,763 | 0.99702 | 4,722,442 | 48.3 |
| **35** | 0.00446 | 436 | 0.00089 | 97,679 | 487,307 | 0.99104 | 4,233,679 | 43.3 |
| **40** | 0.01349 | 1,312 | 0.00272 | 97,244 | 482,939 | 0.98439 | 3,746,372 | 38.5 |
| **45** | 0.01776 | 1,703 | 0.00358 | 95,932 | 475,402 | 0.97672 | 3,263,433 | 34.0 |
| **50** | 0.02890 | 2,723 | 0.00587 | 94,229 | 464,335 | 0.97181 | 2,788,032 | 29.6 |
| **55** | 0.02747 | 2,513 | 0.00557 | 91,505 | 451,243 | 0.95788 | 2,323,697 | 25.4 |
| **60** | 0.05719 | 5,090 | 0.01177 | 88,992 | 432,236 | 0.94173 | 1,872,453 | 21.0 |
| **65** | 0.05942 | 4,985 | 0.01225 | 83,902 | 407,049 | 0.89675 | 1,440,217 | 17.2 |
| **70** | 0.14985 | 11,826 | 0.03240 | 78,917 | 365,021 | 0.81979 | 1,033,168 | 13.1 |
| **75** | 0.21592 | 14,487 | 0.04841 | 67,091 | 299,240 | 0.55213 [c] | 668,147 | 10.0 |
| **80+** | 1.00000 | 52,605 | 0.14260 | 52,605 | 368,906 | - | 368,906 | 7.0 |

**Nota:** *Notes:*

[a] **Daripada umur 0 hingga kumpulan umur 1-4**
*From age of 0 to age group 1-4*

[b] **Daripada umur 0, kumpulan umur 1-4 hingga kumpulan umur 5-9**
*From age of 0, age group 1-4 to age group 5-9*

[c] **Daripada umur 75 hingga 80+**
*From age of 75 to 80+*

[e] **Anggaran**
*Estimates*

**Jadual 5.6.6: Jadual hayat ringkas mengikut jantina dan umur, Pekan, Pahang, 2026e**

*Table 5.6.6: Abridged life table by sex and age, Pekan, Pahang, 2026* [e]

| **Umur** *Age* | **Kebarangkalian mati di antara umur x dan umur x+n** *Probability of dying between age x and age x+n* | **Bilangan kematian di antara umur x dan umur x+n** *Number of deaths between age x and age x+n* | **Kadar tengah mortaliti di antara umur x dan umur x+n** *Central mortality rate between age x and age x+n* | **Penakat (orang yang masih hidup) pada umur tepat x** *Survivors at exact age x* | **Bilangan orang hidup-tahun di antara umur x dan umur x+n** *Number of person-years lived between age x and age x+n* | **Nisbah ketakatan** *Survival ratio* | **Jumlah bilangan orang hidup-tahun selepas umur tepat x** *Total number of person-years lived after exact age x* | **Jangkaan hayat** *Life expectancy* |
|---|---|---|---|---|---|---|---|---|
| **x** | $_nq_x$ | $_nd_x$ | $_nm_x$ | $l_x$ | $_nL_x$ | $_nS_x$ | $T_x$ | $e_x$ |
| **Lelaki dan Perempuan** *Both sexes* | | | | | | | | |
| **0** | 0.00690 | 690 | 0.00695 | 100,000 | 99,358 | 0.99143 [a] | 6,959,242 | 69.6 |
| **1** | 0.00358 | 355 | 0.00090 | 99,310 | 396,355 | 0.99715 [b] | 6,859,883 | 69.1 |
| **5** | 0.00190 | 188 | 0.00038 | 98,955 | 494,303 | 0.99781 | 6,463,528 | 65.3 |
| **10** | 0.00247 | 244 | 0.00050 | 98,767 | 493,223 | 0.99606 | 5,969,225 | 60.4 |
| **15** | 0.00541 | 533 | 0.00108 | 98,522 | 491,280 | 0.99475 | 5,476,002 | 55.6 |
| **20** | 0.00509 | 498 | 0.00102 | 97,990 | 488,702 | 0.99571 | 4,984,722 | 50.9 |
| **25** | 0.00349 | 340 | 0.00070 | 97,491 | 486,606 | 0.99413 | 4,496,020 | 46.1 |
| **30** | 0.00825 | 802 | 0.00166 | 97,151 | 483,751 | 0.98811 | 4,009,414 | 41.3 |
| **35** | 0.01556 | 1,499 | 0.00314 | 96,349 | 478,000 | 0.98234 | 3,525,663 | 36.6 |
| **40** | 0.01980 | 1,878 | 0.00400 | 94,851 | 469,559 | 0.97563 | 3,047,663 | 32.1 |
| **45** | 0.02903 | 2,699 | 0.00589 | 92,973 | 458,117 | 0.95959 | 2,578,104 | 27.7 |
| **50** | 0.05214 | 4,707 | 0.01071 | 90,274 | 439,604 | 0.93813 | 2,119,987 | 23.5 |
| **55** | 0.07214 | 6,173 | 0.01497 | 85,568 | 412,407 | 0.91445 | 1,680,382 | 19.6 |
| **60** | 0.10001 | 7,940 | 0.02105 | 79,395 | 377,124 | 0.88664 | 1,267,976 | 16.0 |
| **65** | 0.12819 | 9,160 | 0.02739 | 71,455 | 334,374 | 0.77584 | 890,852 | 12.5 |
| **70** | 0.33425 | 20,822 | 0.08026 | 62,295 | 259,420 | 0.63924 | 556,477 | 8.9 |
| **75** | 0.40058 | 16,613 | 0.10018 | 41,473 | 165,831 | 0.44175 [c] | 297,058 | 7.2 |
| **80+** | 1.00000 | 24,860 | 0.18944 | 24,860 | 131,227 | - | 131,227 | 5.3 |
| **Lelaki** *Male* | | | | | | | | |
| **0** | 0.00964 | 964 | 0.00973 | 100,000 | 99,103 | 0.98843 [a] | 6,727,520 | 67.3 |
| **1** | 0.00438 | 434 | 0.00110 | 99,036 | 395,112 | 0.99661 [b] | 6,628,416 | 66.9 |
| **5** | 0.00190 | 188 | 0.00038 | 98,602 | 492,541 | 0.99708 | 6,233,304 | 63.2 |
| **10** | 0.00393 | 387 | 0.00079 | 98,414 | 491,104 | 0.99375 | 5,740,764 | 58.3 |
| **15** | 0.00859 | 842 | 0.00172 | 98,027 | 488,033 | 0.99240 | 5,249,660 | 53.6 |
| **20** | 0.00661 | 643 | 0.00133 | 97,186 | 484,321 | 0.99492 | 4,761,627 | 49.0 |
| **25** | 0.00353 | 341 | 0.00071 | 96,543 | 481,862 | 0.99285 | 4,277,306 | 44.3 |
| **30** | 0.01078 | 1,037 | 0.00217 | 96,202 | 478,416 | 0.98666 | 3,795,444 | 39.5 |
| **35** | 0.01592 | 1,515 | 0.00321 | 95,164 | 472,035 | 0.98270 | 3,317,028 | 34.9 |
| **40** | 0.01869 | 1,750 | 0.00377 | 93,649 | 463,871 | 0.97379 | 2,844,993 | 30.4 |
| **45** | 0.03386 | 3,112 | 0.00689 | 91,899 | 451,715 | 0.95323 | 2,381,122 | 25.9 |
| **50** | 0.06013 | 5,339 | 0.01240 | 88,787 | 430,588 | 0.93052 | 1,929,408 | 21.7 |
| **55** | 0.07942 | 6,628 | 0.01654 | 83,448 | 400,673 | 0.89161 | 1,498,819 | 18.0 |
| **60** | 0.13986 | 10,744 | 0.03008 | 76,821 | 357,243 | 0.86425 | 1,098,146 | 14.3 |
| **65** | 0.13096 | 8,653 | 0.02803 | 66,077 | 308,749 | 0.72777 | 740,903 | 11.2 |
| **70** | 0.43478 | 24,967 | 0.11111 | 57,423 | 224,699 | 0.55348 | 432,154 | 7.5 |
| **75** | 0.46729 | 15,167 | 0.12195 | 32,457 | 124,366 | 0.40052 [c] | 207,455 | 6.4 |
| **80+** | 1.00000 | 17,290 | 0.20809 | 17,290 | 83,089 | - | 83,089 | 4.8 |
| **Perempuan** *Female* | | | | | | | | |
| **0** | 0.00404 | 404 | 0.00405 | 100,000 | 99,621 | 0.99466 [a] | 7,222,373 | 72.2 |
| **1** | 0.00274 | 273 | 0.00069 | 99,596 | 397,708 | 0.99762 [b] | 7,122,752 | 71.5 |
| **5** | 0.00189 | 188 | 0.00038 | 99,324 | 496,148 | 0.99856 | 6,725,044 | 67.7 |
| **10** | 0.00100 | 99 | 0.00020 | 99,136 | 495,432 | 0.99849 | 6,228,895 | 62.8 |
| **15** | 0.00203 | 201 | 0.00041 | 99,037 | 494,683 | 0.99737 | 5,733,463 | 57.9 |
| **20** | 0.00322 | 319 | 0.00065 | 98,836 | 493,384 | 0.99668 | 5,238,781 | 53.0 |
| **25** | 0.00341 | 336 | 0.00068 | 98,517 | 491,747 | 0.99610 | 4,745,397 | 48.2 |
| **30** | 0.00439 | 431 | 0.00088 | 98,181 | 489,829 | 0.99030 | 4,253,650 | 43.3 |
| **35** | 0.01504 | 1,470 | 0.00303 | 97,750 | 485,076 | 0.98185 | 3,763,822 | 38.5 |
| **40** | 0.02131 | 2,052 | 0.00431 | 96,280 | 476,272 | 0.97733 | 3,278,745 | 34.1 |
| **45** | 0.02406 | 2,268 | 0.00487 | 94,229 | 465,474 | 0.96582 | 2,802,473 | 29.7 |
| **50** | 0.04456 | 4,097 | 0.00911 | 91,961 | 449,562 | 0.94603 | 2,336,999 | 25.4 |
| **55** | 0.06383 | 5,608 | 0.01319 | 87,864 | 425,299 | 0.93455 | 1,887,437 | 21.5 |
| **60** | 0.06719 | 5,527 | 0.01391 | 82,256 | 397,462 | 0.90454 | 1,462,139 | 17.8 |
| **65** | 0.12576 | 9,649 | 0.02684 | 76,729 | 359,521 | 0.82295 | 1,064,677 | 13.9 |
| **70** | 0.23572 | 15,812 | 0.05344 | 67,080 | 295,868 | 0.71824 | 705,156 | 10.5 |
| **75** | 0.34200 | 17,533 | 0.08251 | 51,267 | 212,504 | 0.48080 [c] | 409,288 | 8.0 |
| **80+** | 1.00000 | 33,734 | 0.17143 | 33,734 | 196,784 | - | 196,784 | 5.8 |

**Nota:** *Notes:*

[a] **Daripada umur 0 hingga kumpulan umur 1-4**
*From age of 0 to age group 1-4*

[b] **Daripada umur 0, kumpulan umur 1-4 hingga kumpulan umur 5-9**
*From age of 0, age group 1-4 to age group 5-9*

[c] **Daripada umur 75 hingga 80+**
*From age of 75 to 80+*

[e] **Anggaran**
*Estimates*

**Jadual 5.6.7: Jadual hayat ringkas mengikut jantina dan umur, Raub, Pahang, 2026[e]**

*Table 5.6.7: Abridged life table by sex and age, Raub, Pahang, 2026 [e]*

| Umur *Age* | Kebarangkalian mati di antara umur x dan umur x+n *Probability of dying between age x and age x+n* | Bilangan kematian di antara umur x dan umur x+n *Number of deaths between age x and age x+n* | Kadar tengah mortaliti di antara umur x dan umur x+n *Central mortality rate between age x and age x+n* | Penakat (orang yang masih hidup) pada umur tepat x *Survivors at exact age x* | Bilangan orang hidup-tahun di antara umur x dan umur x+n *Number of person-years lived between age x and age x+n* | Nisbah ketakatan *Survival ratio* | Jumlah bilangan orang hidup-tahun selepas umur tepat x *Total number of person-years lived after exact age x* | Jangkaan hayat *Life expectancy* |
|---|---|---|---|---|---|---|---|---|
| x | $_nq_x$ | $_nd_x$ | $_nm_x$ | $l_x$ | $_nL_x$ | $_nS_x$ | $T_x$ | $e_x$ |
| **Lelaki dan Perempuan** *Both sexes* | | | | | | | | |
| **0** | 0.01123 | 1,123 | 0.01135 | 100,000 | 98,971 | 0.98851 [a] | 7,390,430 | 73.9 |
| **1** | 0.00091 | 90 | 0.00023 | 98,877 | 395,284 | 0.99862 [b] | 7,291,459 | 73.7 |
| **5** | 0.00147 | 145 | 0.00029 | 98,787 | 493,573 | 0.99926 | 6,896,175 | 69.8 |
| **10** | 0.00000 | - | 0.00000 | 98,642 | 493,210 | 0.99896 | 6,402,602 | 64.9 |
| **15** | 0.00209 | 206 | 0.00042 | 98,642 | 492,694 | 0.99715 | 5,909,392 | 59.9 |
| **20** | 0.00362 | 356 | 0.00072 | 98,436 | 491,289 | 0.99650 | 5,416,698 | 55.0 |
| **25** | 0.00338 | 332 | 0.00068 | 98,080 | 489,569 | 0.99531 | 4,925,409 | 50.2 |
| **30** | 0.00600 | 587 | 0.00120 | 97,748 | 487,273 | 0.99255 | 4,435,840 | 45.4 |
| **35** | 0.00891 | 866 | 0.00179 | 97,161 | 483,640 | 0.98849 | 3,948,567 | 40.6 |
| **40** | 0.01413 | 1,361 | 0.00285 | 96,295 | 478,073 | 0.98535 | 3,464,927 | 36.0 |
| **45** | 0.01518 | 1,441 | 0.00306 | 94,934 | 471,068 | 0.97438 | 2,986,854 | 31.5 |
| **50** | 0.03623 | 3,387 | 0.00738 | 93,493 | 458,998 | 0.95173 | 2,515,786 | 26.9 |
| **55** | 0.06077 | 5,476 | 0.01253 | 90,106 | 436,841 | 0.92356 | 2,056,788 | 22.8 |
| **60** | 0.09313 | 7,882 | 0.01954 | 84,630 | 403,448 | 0.89555 | 1,619,947 | 19.1 |
| **65** | 0.11694 | 8,975 | 0.02484 | 76,749 | 361,307 | 0.85646 | 1,216,499 | 15.9 |
| **70** | 0.17367 | 11,770 | 0.03804 | 67,774 | 309,445 | 0.81536 | 855,192 | 12.6 |
| **75** | 0.19792 | 11,084 | 0.04393 | 56,004 | 252,309 | 0.53768 [c] | 545,748 | 9.7 |
| **80+** | 1.00000 | 44,920 | 0.15308 | 44,920 | 293,438 | - | 293,438 | 6.5 |
| **Lelaki** *Male* | | | | | | | | |
| **0** | 0.01791 | 1,791 | 0.01821 | 100,000 | 98,377 | 0.98158 [a] | 7,054,379 | 70.5 |
| **1** | 0.00178 | 175 | 0.00045 | 98,209 | 392,415 | 0.99799 [b] | 6,956,002 | 70.8 |
| **5** | 0.00149 | 146 | 0.00030 | 98,034 | 489,804 | 0.99926 | 6,563,587 | 67.0 |
| **10** | 0.00000 | - | 0.00000 | 97,888 | 489,440 | 0.99848 | 6,073,782 | 62.0 |
| **15** | 0.00303 | 297 | 0.00061 | 97,888 | 488,698 | 0.99655 | 5,584,342 | 57.0 |
| **20** | 0.00388 | 378 | 0.00078 | 97,591 | 487,010 | 0.99505 | 5,095,644 | 52.2 |
| **25** | 0.00603 | 586 | 0.00121 | 97,213 | 484,599 | 0.99322 | 4,608,634 | 47.4 |
| **30** | 0.00754 | 728 | 0.00151 | 96,627 | 481,313 | 0.99148 | 4,124,035 | 42.7 |
| **35** | 0.00950 | 911 | 0.00191 | 95,899 | 477,214 | 0.98728 | 3,642,721 | 38.0 |
| **40** | 0.01597 | 1,517 | 0.00322 | 94,987 | 471,143 | 0.98142 | 3,165,507 | 33.3 |
| **45** | 0.02124 | 1,985 | 0.00429 | 93,470 | 462,387 | 0.96255 | 2,694,364 | 28.8 |
| **50** | 0.05401 | 4,941 | 0.01110 | 91,485 | 445,072 | 0.93822 | 2,231,976 | 24.4 |
| **55** | 0.07000 | 6,058 | 0.01451 | 86,544 | 417,574 | 0.90093 | 1,786,905 | 20.6 |
| **60** | 0.13034 | 10,490 | 0.02788 | 80,486 | 376,204 | 0.85691 | 1,369,331 | 17.0 |
| **65** | 0.15775 | 11,041 | 0.03425 | 69,996 | 322,374 | 0.82153 | 993,127 | 14.2 |
| **70** | 0.20307 | 11,972 | 0.04520 | 58,954 | 264,842 | 0.76854 | 670,753 | 11.4 |
| **75** | 0.26709 | 12,549 | 0.06165 | 46,983 | 203,541 | 0.49856 [c] | 405,912 | 8.6 |
| **80+** | 1.00000 | 34,434 | 0.17015 | 34,434 | 202,371 | - | 202,371 | 5.9 |
| **Perempuan** *Female* | | | | | | | | |
| **0** | 0.00419 | 419 | 0.00421 | 100,000 | 99,607 | 0.99586 [a] | 7,801,860 | 78.0 |
| **1** | 0.00000 | - | 0.00000 | 99,581 | 398,323 | 0.99922 [b] | 7,702,253 | 77.3 |
| **5** | 0.00146 | 145 | 0.00029 | 99,581 | 497,541 | 0.99927 | 7,303,930 | 73.3 |
| **10** | 0.00000 | - | 0.00000 | 99,435 | 497,177 | 0.99946 | 6,806,390 | 68.5 |
| **15** | 0.00108 | 107 | 0.00022 | 99,435 | 496,909 | 0.99780 | 6,309,212 | 63.5 |
| **20** | 0.00332 | 330 | 0.00067 | 99,328 | 495,816 | 0.99834 | 5,812,303 | 58.5 |
| **25** | 0.00000 | - | 0.00000 | 98,998 | 494,991 | 0.99825 | 5,316,488 | 53.7 |
| **30** | 0.00351 | 347 | 0.00070 | 98,998 | 494,124 | 0.99417 | 4,821,497 | 48.7 |
| **35** | 0.00816 | 805 | 0.00164 | 98,651 | 491,244 | 0.98998 | 4,327,373 | 43.9 |
| **40** | 0.01190 | 1,165 | 0.00240 | 97,847 | 486,321 | 0.98968 | 3,836,129 | 39.2 |
| **45** | 0.00872 | 843 | 0.00175 | 96,682 | 481,302 | 0.98708 | 3,349,808 | 34.6 |
| **50** | 0.01716 | 1,645 | 0.00346 | 95,839 | 475,084 | 0.96586 | 2,868,506 | 29.9 |
| **55** | 0.05141 | 4,842 | 0.01055 | 94,195 | 458,867 | 0.94551 | 2,393,422 | 25.4 |
| **60** | 0.05773 | 5,158 | 0.01189 | 89,352 | 433,865 | 0.93400 | 1,934,555 | 21.7 |
| **65** | 0.07479 | 6,297 | 0.01554 | 84,194 | 405,228 | 0.89112 | 1,500,690 | 17.8 |
| **70** | 0.14573 | 11,352 | 0.03144 | 77,897 | 361,108 | 0.86054 | 1,095,462 | 14.1 |
| **75** | 0.13211 | 8,792 | 0.02829 | 66,546 | 310,749 | 0.57684 [c] | 734,354 | 11.0 |
| **80+** | 1.00000 | 57,754 | 0.13634 | 57,754 | 423,605 | - | 423,605 | 7.3 |

**Nota:** *Notes:*

[a] **Daripada umur 0 hingga kumpulan umur 1-4**
*From age of 0 to age group 1-4*

[b] **Daripada umur 0, kumpulan umur 1-4 hingga kumpulan umur 5-9**
*From age of 0, age group 1-4 to age group 5-9*

[c] **Daripada umur 75 hingga 80+**
*From age of 75 to 80+*

[e] **Anggaran**
*Estimates*

**Jadual 5.6.8: Jadual hayat ringkas mengikut jantina dan umur, Temerloh, Pahang, 2026[e]**

*Table 5.6.8: Abridged life table by sex and age, Temerloh, Pahang, 2026 [e]*

| Umur *Age* | Kebarangkalian mati di antara umur x dan umur x+n *Probability of dying between age x and age x+n* | Bilangan kematian di antara umur x dan umur x+n *Number of deaths between age x and age x+n* | Kadar tengah mortaliti di antara umur x dan umur x+n *Central mortality rate between age x and age x+n* | Penakat (orang yang masih hidup) pada umur tepat x *Survivors at exact age x* | Bilangan orang hidup-tahun di antara umur x dan umur x+n *Number of person-years lived between age x and age x+n* | Nisbah ketakatan *Survival ratio* | Jumlah bilangan orang hidup-tahun selepas umur tepat x *Total number of person-years lived after exact age x* | Jangkaan hayat *Life expectancy* |
|---|---|---|---|---|---|---|---|---|
| x | $_nq_x$ | $_nd_x$ | $_nm_x$ | $l_x$ | $_nL_x$ | $_nS_x$ | $T_x$ | $e_x$ |
| **Lelaki dan Perempuan** *Both sexes* | | | | | | | | |
| **0** | 0.00770 | 770 | 0.00776 | 100,000 | 99,286 | 0.99202 [a] | 7,283,908 | 72.8 |
| **1** | 0.00080 | 79 | 0.00020 | 99,230 | 396,723 | 0.99932 [b] | 7,184,622 | 72.4 |
| **5** | 0.00033 | 33 | 0.00007 | 99,151 | 495,673 | 0.99953 | 6,787,898 | 68.5 |
| **10** | 0.00061 | 61 | 0.00012 | 99,118 | 495,439 | 0.99750 | 6,292,226 | 63.5 |
| **15** | 0.00440 | 435 | 0.00088 | 99,058 | 494,199 | 0.99467 | 5,796,787 | 58.5 |
| **20** | 0.00626 | 618 | 0.00126 | 98,622 | 491,567 | 0.99399 | 5,302,587 | 53.8 |
| **25** | 0.00575 | 564 | 0.00115 | 98,005 | 488,614 | 0.99352 | 4,811,020 | 49.1 |
| **30** | 0.00722 | 703 | 0.00145 | 97,441 | 485,446 | 0.99131 | 4,322,407 | 44.4 |
| **35** | 0.01018 | 985 | 0.00205 | 96,738 | 481,226 | 0.98604 | 3,836,960 | 39.7 |
| **40** | 0.01779 | 1,703 | 0.00359 | 95,753 | 474,506 | 0.98282 | 3,355,734 | 35.0 |
| **45** | 0.01656 | 1,558 | 0.00334 | 94,050 | 466,355 | 0.97266 | 2,881,228 | 30.6 |
| **50** | 0.03830 | 3,542 | 0.00781 | 92,492 | 453,605 | 0.94400 | 2,414,874 | 26.1 |
| **55** | 0.07441 | 6,619 | 0.01546 | 88,950 | 428,202 | 0.91477 | 1,961,269 | 22.0 |
| **60** | 0.09692 | 7,979 | 0.02037 | 82,331 | 391,706 | 0.88125 | 1,533,067 | 18.6 |
| **65** | 0.14292 | 10,627 | 0.03078 | 74,352 | 345,192 | 0.85324 | 1,141,361 | 15.4 |
| **70** | 0.15124 | 9,638 | 0.03272 | 63,725 | 294,530 | 0.81168 | 796,169 | 12.5 |
| **75** | 0.23200 | 12,548 | 0.05249 | 54,087 | 239,065 | 0.52343 [c] | 501,640 | 9.3 |
| **80+** | 1.00000 | 41,539 | 0.15820 | 41,539 | 262,575 | - | 262,575 | 6.3 |
| **Lelaki** *Male* | | | | | | | | |
| **0** | 0.00536 | 536 | 0.00539 | 100,000 | 99,495 | 0.99434 [a] | 7,000,707 | 70.0 |
| **1** | 0.00077 | 76 | 0.00019 | 99,464 | 397,675 | 0.99953 [b] | 6,901,212 | 69.4 |
| **5** | 0.00000 | - | 0.00000 | 99,388 | 496,938 | 0.99970 | 6,503,537 | 65.4 |
| **10** | 0.00060 | 59 | 0.00012 | 99,388 | 496,790 | 0.99662 | 6,006,598 | 60.4 |
| **15** | 0.00618 | 613 | 0.00124 | 99,328 | 495,109 | 0.99256 | 5,509,808 | 55.5 |
| **20** | 0.00871 | 860 | 0.00175 | 98,715 | 491,425 | 0.99262 | 5,014,699 | 50.8 |
| **25** | 0.00604 | 591 | 0.00121 | 97,855 | 487,797 | 0.99169 | 4,523,274 | 46.2 |
| **30** | 0.01058 | 1,029 | 0.00213 | 97,264 | 483,746 | 0.98818 | 4,035,476 | 41.5 |
| **35** | 0.01308 | 1,259 | 0.00263 | 96,235 | 478,026 | 0.98000 | 3,551,730 | 36.9 |
| **40** | 0.02701 | 2,565 | 0.00548 | 94,976 | 468,466 | 0.97652 | 3,073,704 | 32.4 |
| **45** | 0.01985 | 1,834 | 0.00401 | 92,411 | 457,468 | 0.96248 | 2,605,238 | 28.2 |
| **50** | 0.05556 | 5,032 | 0.01143 | 90,577 | 440,303 | 0.92468 | 2,147,770 | 23.7 |
| **55** | 0.09625 | 8,233 | 0.02022 | 85,545 | 407,139 | 0.89213 | 1,707,467 | 20.0 |
| **60** | 0.12074 | 9,335 | 0.02570 | 77,311 | 363,219 | 0.84677 | 1,300,328 | 16.8 |
| **65** | 0.19019 | 12,928 | 0.04203 | 67,977 | 307,562 | 0.81645 | 937,109 | 13.8 |
| **70** | 0.17535 | 9,653 | 0.03844 | 55,048 | 251,110 | 0.77224 | 629,547 | 11.4 |
| **75** | 0.29132 | 13,225 | 0.06820 | 45,396 | 193,916 | 0.48759 [c] | 378,437 | 8.3 |
| **80+** | 1.00000 | 32,171 | 0.17435 | 32,171 | 184,521 | - | 184,521 | 5.7 |
| **Perempuan** *Female* | | | | | | | | |
| **0** | 0.01011 | 1,011 | 0.01020 | 100,000 | 99,071 | 0.98965 [a] | 7,621,234 | 76.2 |
| **1** | 0.00083 | 82 | 0.00021 | 98,989 | 395,753 | 0.99908 [b] | 7,522,163 | 76.0 |
| **5** | 0.00068 | 68 | 0.00014 | 98,907 | 494,368 | 0.99934 | 7,126,410 | 72.1 |
| **10** | 0.00063 | 62 | 0.00013 | 98,840 | 494,044 | 0.99846 | 6,632,042 | 67.1 |
| **15** | 0.00245 | 242 | 0.00049 | 98,778 | 493,283 | 0.99713 | 6,137,998 | 62.1 |
| **20** | 0.00330 | 325 | 0.00066 | 98,536 | 491,866 | 0.99568 | 5,644,715 | 57.3 |
| **25** | 0.00534 | 524 | 0.00107 | 98,211 | 489,743 | 0.99562 | 5,152,849 | 52.5 |
| **30** | 0.00342 | 334 | 0.00068 | 97,686 | 487,598 | 0.99488 | 4,663,106 | 47.7 |
| **35** | 0.00682 | 664 | 0.00137 | 97,353 | 485,103 | 0.99268 | 4,175,508 | 42.9 |
| **40** | 0.00783 | 757 | 0.00157 | 96,689 | 481,552 | 0.98946 | 3,690,405 | 38.2 |
| **45** | 0.01327 | 1,273 | 0.00267 | 95,932 | 476,478 | 0.98331 | 3,208,852 | 33.4 |
| **50** | 0.02015 | 1,907 | 0.00407 | 94,659 | 468,528 | 0.96354 | 2,732,374 | 28.9 |
| **55** | 0.05310 | 4,925 | 0.01091 | 92,752 | 451,448 | 0.93630 | 2,263,846 | 24.4 |
| **60** | 0.07489 | 6,577 | 0.01556 | 87,827 | 422,692 | 0.91492 | 1,812,398 | 20.6 |
| **65** | 0.09610 | 7,808 | 0.02019 | 81,250 | 386,728 | 0.88809 | 1,389,705 | 17.1 |
| **70** | 0.12940 | 9,503 | 0.02767 | 73,442 | 343,450 | 0.84791 | 1,002,977 | 13.7 |
| **75** | 0.17816 | 11,391 | 0.03912 | 63,938 | 291,214 | 0.55845 [c] | 659,527 | 10.3 |
| **80+** | 1.00000 | 52,547 | 0.14267 | 52,547 | 368,313 | - | 368,313 | 7.0 |

**Nota:** *Notes:*

[a] **Daripada umur 0 hingga kumpulan umur 1-4**
*From age of 0 to age group 1-4*

[b] **Daripada umur 0, kumpulan umur 1-4 hingga kumpulan umur 5-9**
*From age of 0, age group 1-4 to age group 5-9*

[c] **Daripada umur 75 hingga 80+**
*From age of 75 to 80+*

[e] **Anggaran**
*Estimates*

**Jadual 5.6.9: Jadual hayat ringkas mengikut jantina dan umur, Rompin, Pahang, 2026[e]**

*Table 5.6.9: Abridged life table by sex and age, Rompin, Pahang, 2026 [e]*

| Umur *Age* | Kebarangkalian mati di antara umur x dan umur x+n *Probability of dying between age x and age x+n* | Bilangan kematian di antara umur x dan umur x+n *Number of deaths between age x and age x+n* | Kadar tengah mortaliti di antara umur x dan umur x+n *Central mortality rate between age x and age x+n* | Penakat (orang yang masih hidup) pada umur tepat x *Survivors at exact age x* | Bilangan orang hidup-tahun di antara umur x dan umur x+n *Number of person-years lived between age x and age x+n* | Nisbah ketakatan *Survival ratio* | Jumlah bilangan orang hidup-tahun selepas umur tepat x *Total number of person-years lived after exact age x* | Jangkaan hayat *Life expectancy* |
|---|---|---|---|---|---|---|---|---|
| x | $_nq_x$ | $_nd_x$ | $_nm_x$ | $l_x$ | $_nL_x$ | $_nS_x$ | $T_x$ | $e_x$ |
| **Lelaki dan Perempuan** *Both sexes* | | | | | | | | |
| **0** | 0.00836 | 836 | 0.00843 | 100,000 | 99,226 | 0.99151 [a] | 6,910,851 | 69.1 |
| **1** | 0.00052 | 51 | 0.00013 | 99,164 | 396,527 | 0.99961 [b] | 6,811,624 | 68.7 |
| **5** | 0.00000 | - | 0.00000 | 99,112 | 495,561 | 0.99835 | 6,415,098 | 64.7 |
| **10** | 0.00329 | 326 | 0.00066 | 99,112 | 494,745 | 0.99583 | 5,919,536 | 59.7 |
| **15** | 0.00505 | 499 | 0.00101 | 98,786 | 492,681 | 0.99448 | 5,424,791 | 54.9 |
| **20** | 0.00600 | 589 | 0.00120 | 98,287 | 489,960 | 0.99404 | 4,932,110 | 50.2 |
| **25** | 0.00593 | 579 | 0.00119 | 97,697 | 487,038 | 0.99266 | 4,442,150 | 45.5 |
| **30** | 0.00875 | 850 | 0.00176 | 97,118 | 483,466 | 0.98745 | 3,955,112 | 40.7 |
| **35** | 0.01637 | 1,576 | 0.00330 | 96,268 | 477,400 | 0.98213 | 3,471,646 | 36.1 |
| **40** | 0.01939 | 1,836 | 0.00392 | 94,692 | 468,871 | 0.97490 | 2,994,246 | 31.6 |
| **45** | 0.03093 | 2,872 | 0.00628 | 92,856 | 457,102 | 0.95780 | 2,525,375 | 27.2 |
| **50** | 0.05382 | 4,843 | 0.01106 | 89,984 | 437,814 | 0.94216 | 2,068,273 | 23.0 |
| **55** | 0.06208 | 5,286 | 0.01281 | 85,141 | 412,492 | 0.91938 | 1,630,459 | 19.2 |
| **60** | 0.10038 | 8,016 | 0.02114 | 79,856 | 379,238 | 0.87784 | 1,217,967 | 15.3 |
| **65** | 0.14638 | 10,516 | 0.03159 | 71,839 | 332,908 | 0.78591 | 838,729 | 11.7 |
| **70** | 0.29342 | 17,993 | 0.06877 | 61,324 | 261,635 | 0.59003 | 505,821 | 8.2 |
| **75** | 0.57492 | 24,911 | 0.16137 | 43,330 | 154,373 | 0.36781 [c] | 244,186 | 5.6 |
| **80+** | 1.00000 | 18,419 | 0.20508 | 18,419 | 89,813 | - | 89,813 | 4.9 |
| **Lelaki** *Male* | | | | | | | | |
| **0** | 0.00874 | 874 | 0.00882 | 100,000 | 99,185 | 0.99138 [a] | 6,724,274 | 67.2 |
| **1** | 0.00000 | - | 0.00000 | 99,126 | 396,503 | 0.99988 [b] | 6,625,089 | 66.8 |
| **5** | 0.00000 | - | 0.00000 | 99,126 | 495,628 | 0.99788 | 6,228,586 | 62.8 |
| **10** | 0.00424 | 420 | 0.00085 | 99,126 | 494,578 | 0.99368 | 5,732,958 | 57.8 |
| **15** | 0.00840 | 829 | 0.00169 | 98,706 | 491,455 | 0.99100 | 5,238,380 | 53.1 |
| **20** | 0.00959 | 939 | 0.00193 | 97,876 | 487,034 | 0.99275 | 4,746,925 | 48.5 |
| **25** | 0.00488 | 473 | 0.00098 | 96,937 | 483,503 | 0.99363 | 4,259,891 | 43.9 |
| **30** | 0.00788 | 760 | 0.00158 | 96,464 | 480,421 | 0.98868 | 3,776,388 | 39.1 |
| **35** | 0.01480 | 1,416 | 0.00298 | 95,704 | 474,981 | 0.98010 | 3,295,967 | 34.4 |
| **40** | 0.02508 | 2,365 | 0.00508 | 94,288 | 465,529 | 0.97127 | 2,820,986 | 29.9 |
| **45** | 0.03247 | 2,985 | 0.00660 | 91,924 | 452,155 | 0.94966 | 2,355,456 | 25.6 |
| **50** | 0.06882 | 6,121 | 0.01425 | 88,939 | 429,391 | 0.93310 | 1,903,301 | 21.4 |
| **55** | 0.06484 | 5,370 | 0.01340 | 82,818 | 400,666 | 0.90683 | 1,473,910 | 17.8 |
| **60** | 0.12346 | 9,562 | 0.02632 | 77,448 | 363,338 | 0.84453 | 1,073,244 | 13.9 |
| **65** | 0.19198 | 13,033 | 0.04247 | 67,887 | 306,851 | 0.73562 | 709,906 | 10.5 |
| **70** | 0.35398 | 19,417 | 0.08602 | 54,854 | 225,726 | 0.53256 | 403,055 | 7.3 |
| **75** | 0.64306 | 22,788 | 0.18956 | 35,436 | 120,213 | 0.32209 [c] | 177,330 | 5.0 |
| **80+** | 1.00000 | 12,649 | 0.22146 | 12,649 | 57,116 | - | 57,116 | 4.5 |
| **Perempuan** *Female* | | | | | | | | |
| **0** | 0.00797 | 797 | 0.00803 | 100,000 | 99,262 | 0.99162 [a] | 7,118,215 | 71.2 |
| **1** | 0.00106 | 106 | 0.00027 | 99,203 | 396,550 | 0.99935 [b] | 7,018,953 | 70.8 |
| **5** | 0.00000 | - | 0.00000 | 99,098 | 495,488 | 0.99886 | 6,622,403 | 66.8 |
| **10** | 0.00228 | 226 | 0.00046 | 99,098 | 494,924 | 0.99826 | 6,126,914 | 61.8 |
| **15** | 0.00121 | 119 | 0.00024 | 98,872 | 494,061 | 0.99877 | 5,631,990 | 57.0 |
| **20** | 0.00126 | 125 | 0.00025 | 98,753 | 493,451 | 0.99560 | 5,137,929 | 52.0 |
| **25** | 0.00755 | 744 | 0.00152 | 98,628 | 491,279 | 0.99122 | 4,644,478 | 47.1 |
| **30** | 0.01003 | 981 | 0.00202 | 97,884 | 486,964 | 0.98568 | 4,153,199 | 42.4 |
| **35** | 0.01866 | 1,809 | 0.00377 | 96,902 | 479,989 | 0.98477 | 3,666,235 | 37.8 |
| **40** | 0.01173 | 1,115 | 0.00236 | 95,093 | 472,678 | 0.97963 | 3,186,246 | 33.5 |
| **45** | 0.02911 | 2,736 | 0.00591 | 93,978 | 463,050 | 0.96612 | 2,713,567 | 28.9 |
| **50** | 0.03879 | 3,540 | 0.00791 | 91,242 | 447,361 | 0.95108 | 2,250,517 | 24.7 |
| **55** | 0.05945 | 5,214 | 0.01225 | 87,703 | 425,477 | 0.93080 | 1,803,156 | 20.6 |
| **60** | 0.07956 | 6,563 | 0.01657 | 82,488 | 396,034 | 0.90581 | 1,377,679 | 16.7 |
| **65** | 0.11009 | 8,358 | 0.02330 | 75,925 | 358,730 | 0.82969 | 981,645 | 12.9 |
| **70** | 0.23797 | 16,079 | 0.05402 | 67,567 | 297,636 | 0.64414 | 622,915 | 9.2 |
| **75** | 0.51056 | 26,288 | 0.13712 | 51,488 | 191,719 | 0.41060 [c] | 325,278 | 6.3 |
| **80+** | 1.00000 | 25,200 | 0.18868 | 25,200 | 133,560 | - | 133,560 | 5.3 |

**Nota:** *Notes:*

[a] **Daripada umur 0 hingga kumpulan umur 1-4**
*From age of 0 to age group 1-4*

[b] **Daripada umur 0, kumpulan umur 1-4 hingga kumpulan umur 5-9**
*From age of 0, age group 1-4 to age group 5-9*

[c] **Daripada umur 75 hingga 80+**
*From age of 75 to 80+*

[e] **Anggaran**
*Estimates*

**Jadual 5.6.10: Jadual hayat ringkas mengikut jantina dan umur, Maran, Pahang, 2026[e]**

*Table 5.6.10: Abridged life table by sex and age, Maran, Pahang, 2026 [e]*

| Umur *Age* | Kebarangkalian mati di antara umur x dan umur x+n *Probability of dying between age x and age x+n* | Bilangan kematian di antara umur x dan umur x+n *Number of deaths between age x and age x+n* | Kadar tengah mortaliti di antara umur x dan umur x+n *Central mortality rate between age x and age x+n* | Penakat (orang yang masih hidup) pada umur tepat x *Survivors at exact age x* | Bilangan orang hidup-tahun di antara umur x dan umur x+n *Number of person-years lived between age x and age x+n* | Nisbah ketakatan *Survival ratio* | Jumlah bilangan orang hidup-tahun selepas umur tepat x *Total number of person-years lived after exact age x* | Jangkaan hayat *Life expectancy* |
|---|---|---|---|---|---|---|---|---|
| x | $_nq_x$ | $_nd_x$ | $_nm_x$ | $l_x$ | $_nL_x$ | $_nS_x$ | $T_x$ | $e_x$ |
| **Lelaki dan Perempuan** *Both sexes* | | | | | | | | |
| **0** | 0.00715 | 715 | 0.00720 | 100,000 | 99,336 | 0.99266 [a] | 6,992,479 | 69.9 |
| **1** | 0.00059 | 59 | 0.00015 | 99,285 | 396,993 | 0.99937 [b] | 6,893,143 | 69.4 |
| **5** | 0.00046 | 46 | 0.00009 | 99,226 | 496,015 | 0.99933 | 6,496,149 | 65.5 |
| **10** | 0.00088 | 87 | 0.00018 | 99,180 | 495,682 | 0.99758 | 6,000,135 | 60.5 |
| **15** | 0.00397 | 394 | 0.00080 | 99,093 | 494,480 | 0.99572 | 5,504,453 | 55.5 |
| **20** | 0.00458 | 452 | 0.00092 | 98,699 | 492,366 | 0.99561 | 5,009,972 | 50.8 |
| **25** | 0.00419 | 412 | 0.00084 | 98,247 | 490,207 | 0.99343 | 4,517,606 | 46.0 |
| **30** | 0.00895 | 876 | 0.00180 | 97,836 | 486,988 | 0.98861 | 4,027,400 | 41.2 |
| **35** | 0.01386 | 1,344 | 0.00279 | 96,960 | 481,439 | 0.98250 | 3,540,411 | 36.5 |
| **40** | 0.02118 | 2,026 | 0.00428 | 95,616 | 473,016 | 0.97154 | 3,058,972 | 32.0 |
| **45** | 0.03589 | 3,359 | 0.00731 | 93,590 | 459,554 | 0.95606 | 2,585,956 | 27.6 |
| **50** | 0.05230 | 4,719 | 0.01074 | 90,231 | 439,359 | 0.94351 | 2,126,403 | 23.6 |
| **55** | 0.06092 | 5,209 | 0.01257 | 85,512 | 414,539 | 0.93539 | 1,687,044 | 19.7 |
| **60** | 0.06853 | 5,504 | 0.01419 | 80,303 | 387,758 | 0.88982 | 1,272,505 | 15.8 |
| **65** | 0.15488 | 11,585 | 0.03358 | 74,800 | 345,037 | 0.80367 | 884,747 | 11.8 |
| **70** | 0.24538 | 15,511 | 0.05594 | 63,215 | 277,296 | 0.60380 | 539,710 | 8.5 |
| **75** | 0.59607 | 28,434 | 0.16983 | 47,703 | 167,431 | 0.36196 [c] | 262,414 | 5.5 |
| **80+** | 1.00000 | 19,269 | 0.20287 | 19,269 | 94,983 | - | 94,983 | 4.9 |
| **Lelaki** *Male* | | | | | | | | |
| **0** | 0.00820 | 820 | 0.00826 | 100,000 | 99,234 | 0.99191 [a] | 6,740,205 | 67.4 |
| **1** | 0.00000 | - | 0.00000 | 99,180 | 396,721 | 0.99945 [b] | 6,640,971 | 67.0 |
| **5** | 0.00088 | 88 | 0.00018 | 99,180 | 495,682 | 0.99956 | 6,244,250 | 63.0 |
| **10** | 0.00000 | - | 0.00000 | 99,093 | 495,463 | 0.99628 | 5,748,567 | 58.0 |
| **15** | 0.00744 | 737 | 0.00149 | 99,093 | 493,621 | 0.99258 | 5,253,104 | 53.0 |
| **20** | 0.00739 | 727 | 0.00148 | 98,356 | 489,960 | 0.99270 | 4,759,483 | 48.4 |
| **25** | 0.00721 | 703 | 0.00145 | 97,628 | 486,384 | 0.99169 | 4,269,523 | 43.7 |
| **30** | 0.00942 | 913 | 0.00189 | 96,925 | 482,343 | 0.98495 | 3,783,139 | 39.0 |
| **35** | 0.02074 | 1,991 | 0.00419 | 96,012 | 475,083 | 0.98105 | 3,300,796 | 34.4 |
| **40** | 0.01712 | 1,610 | 0.00345 | 94,021 | 466,080 | 0.97164 | 2,825,714 | 30.1 |
| **45** | 0.03980 | 3,678 | 0.00812 | 92,411 | 452,860 | 0.95087 | 2,359,634 | 25.5 |
| **50** | 0.05884 | 5,221 | 0.01213 | 88,733 | 430,612 | 0.92850 | 1,906,773 | 21.5 |
| **55** | 0.08494 | 7,094 | 0.01774 | 83,512 | 399,825 | 0.90494 | 1,476,162 | 17.7 |
| **60** | 0.10613 | 8,110 | 0.02241 | 76,418 | 361,815 | 0.85253 | 1,076,337 | 14.1 |
| **65** | 0.19372 | 13,233 | 0.04290 | 68,308 | 308,459 | 0.77810 | 714,522 | 10.5 |
| **70** | 0.25686 | 14,146 | 0.05894 | 55,075 | 240,011 | 0.52380 | 406,063 | 7.4 |
| **75** | 0.77135 | 31,571 | 0.25112 | 40,929 | 125,718 | 0.24290 [c] | 166,052 | 4.1 |
| **80+** | 1.00000 | 9,358 | 0.23202 | 9,358 | 40,334 | - | 40,334 | 4.3 |
| **Perempuan** *Female* | | | | | | | | |
| **0** | 0.00620 | 620 | 0.00624 | 100,000 | 99,423 | 0.99327 [a] | 7,283,205 | 72.8 |
| **1** | 0.00124 | 123 | 0.00031 | 99,380 | 397,214 | 0.99929 [b] | 7,183,783 | 72.3 |
| **5** | 0.00000 | - | 0.00000 | 99,257 | 496,284 | 0.99907 | 6,786,569 | 68.4 |
| **10** | 0.00187 | 185 | 0.00037 | 99,257 | 495,821 | 0.99907 | 6,290,285 | 63.4 |
| **15** | 0.00000 | - | 0.00000 | 99,072 | 495,358 | 0.99948 | 5,794,464 | 58.5 |
| **20** | 0.00104 | 103 | 0.00021 | 99,072 | 495,101 | 0.99908 | 5,299,107 | 53.5 |
| **25** | 0.00081 | 80 | 0.00016 | 98,969 | 494,645 | 0.99549 | 4,804,005 | 48.5 |
| **30** | 0.00822 | 813 | 0.00165 | 98,889 | 492,413 | 0.99380 | 4,309,360 | 43.6 |
| **35** | 0.00417 | 409 | 0.00084 | 98,076 | 489,358 | 0.98483 | 3,816,947 | 38.9 |
| **40** | 0.02622 | 2,561 | 0.00531 | 97,667 | 481,933 | 0.97114 | 3,327,589 | 34.1 |
| **45** | 0.03158 | 3,003 | 0.00642 | 95,106 | 468,022 | 0.96155 | 2,845,656 | 29.9 |
| **50** | 0.04554 | 4,194 | 0.00932 | 92,103 | 450,028 | 0.95911 | 2,377,634 | 25.8 |
| **55** | 0.03601 | 3,166 | 0.00733 | 87,908 | 431,627 | 0.96636 | 1,927,607 | 21.9 |
| **60** | 0.03117 | 2,641 | 0.00633 | 84,742 | 417,109 | 0.92282 | 1,495,979 | 17.7 |
| **65** | 0.12468 | 10,236 | 0.02659 | 82,101 | 384,916 | 0.82309 | 1,078,870 | 13.1 |
| **70** | 0.23659 | 17,002 | 0.05367 | 71,865 | 316,820 | 0.66725 | 693,954 | 9.7 |
| **75** | 0.45872 | 25,166 | 0.11905 | 54,863 | 211,398 | 0.43946 [c] | 377,134 | 6.9 |
| **80+** | 1.00000 | 29,696 | 0.17918 | 29,696 | 165,736 | - | 165,736 | 5.6 |

**Nota:** *Notes:*

[a] **Daripada umur 0 hingga kumpulan umur 1-4**
*From age of 0 to age group 1-4*

[b] **Daripada umur 0, kumpulan umur 1-4 hingga kumpulan umur 5-9**
*From age of 0, age group 1-4 to age group 5-9*

[c] **Daripada umur 75 hingga 80+**
*From age of 75 to 80+*

[e] **Anggaran**
*Estimates*

**Jadual 5.6.11: Jadual hayat ringkas mengikut jantina dan umur, Bera, Pahang, 2026[e]**

*Table 5.6.11: Abridged life table by sex and age, Bera, Pahang, 2026 [e]*

| Umur *Age* | Kebarangkalian mati di antara umur x dan umur x+n *Probability of dying between age x and age x+n* | Bilangan kematian di antara umur x dan umur x+n *Number of deaths between age x and age x+n* | Kadar tengah mortaliti di antara umur x dan umur x+n *Central mortality rate between age x and age x+n* | Penakat (orang yang masih hidup) pada umur tepat x *Survivors at exact age x* | Bilangan orang hidup-tahun di antara umur x dan umur x+n *Number of person-years lived between age x and age x+n* | Nisbah ketakatan *Survival ratio* | Jumlah bilangan orang hidup-tahun selepas umur tepat x *Total number of person-years lived after exact age x* | Jangkaan hayat *Life expectancy* |
|---|---|---|---|---|---|---|---|---|
| x | $_nq_x$ | $_nd_x$ | $_nm_x$ | $l_x$ | $_nL_x$ | $_nS_x$ | $T_x$ | $e_x$ |
| **Lelaki dan Perempuan** *Both sexes* | | | | | | | | |
| **0** | 0.01242 | 1,242 | 0.01256 | 100,000 | 98,866 | 0.98689 [a] | 7,235,628 | 72.4 |
| **1** | 0.00183 | 180 | 0.00046 | 98,758 | 394,581 | 0.99854 [b] | 7,136,762 | 72.3 |
| **5** | 0.00066 | 65 | 0.00013 | 98,577 | 492,724 | 0.99909 | 6,742,181 | 68.4 |
| **10** | 0.00115 | 114 | 0.00023 | 98,512 | 492,277 | 0.99838 | 6,249,456 | 63.4 |
| **15** | 0.00208 | 205 | 0.00042 | 98,399 | 491,480 | 0.99850 | 5,757,179 | 58.5 |
| **20** | 0.00092 | 90 | 0.00018 | 98,194 | 490,742 | 0.99542 | 5,265,699 | 53.6 |
| **25** | 0.00825 | 810 | 0.00166 | 98,103 | 488,493 | 0.99166 | 4,774,957 | 48.7 |
| **30** | 0.00843 | 820 | 0.00169 | 97,294 | 484,418 | 0.99090 | 4,286,464 | 44.1 |
| **35** | 0.00977 | 942 | 0.00196 | 96,474 | 480,012 | 0.98584 | 3,802,046 | 39.4 |
| **40** | 0.01860 | 1,777 | 0.00376 | 95,531 | 473,213 | 0.97931 | 3,322,034 | 34.8 |
| **45** | 0.02282 | 2,140 | 0.00462 | 93,754 | 463,421 | 0.96948 | 2,848,821 | 30.4 |
| **50** | 0.03840 | 3,518 | 0.00783 | 91,614 | 449,276 | 0.95183 | 2,385,400 | 26.0 |
| **55** | 0.05833 | 5,139 | 0.01202 | 88,096 | 427,633 | 0.92074 | 1,936,123 | 22.0 |
| **60** | 0.10148 | 8,419 | 0.02138 | 82,957 | 393,739 | 0.89623 | 1,508,490 | 18.2 |
| **65** | 0.10632 | 7,925 | 0.02246 | 74,538 | 352,880 | 0.84308 | 1,114,751 | 15.0 |
| **70** | 0.21354 | 14,224 | 0.04781 | 66,613 | 297,506 | 0.76459 | 761,871 | 11.4 |
| **75** | 0.26323 | 13,790 | 0.06062 | 52,389 | 227,469 | 0.51015 [c] | 464,365 | 8.9 |
| **80+** | 1.00000 | 38,599 | 0.16293 | 38,599 | 236,896 | - | 236,896 | 6.1 |
| **Lelaki** *Male* | | | | | | | | |
| **0** | 0.01396 | 1,396 | 0.01414 | 100,000 | 98,720 | 0.98466 [a] | 7,008,911 | 70.1 |
| **1** | 0.00342 | 338 | 0.00086 | 98,604 | 393,610 | 0.99733 [b] | 6,910,192 | 70.1 |
| **5** | 0.00130 | 128 | 0.00026 | 98,267 | 491,014 | 0.99878 | 6,516,582 | 66.3 |
| **10** | 0.00115 | 112 | 0.00023 | 98,139 | 490,413 | 0.99791 | 6,025,568 | 61.4 |
| **15** | 0.00303 | 297 | 0.00061 | 98,026 | 489,389 | 0.99766 | 5,535,154 | 56.5 |
| **20** | 0.00165 | 161 | 0.00033 | 97,729 | 488,243 | 0.99557 | 5,045,765 | 51.6 |
| **25** | 0.00721 | 704 | 0.00145 | 97,568 | 486,080 | 0.99161 | 4,557,522 | 46.7 |
| **30** | 0.00958 | 928 | 0.00193 | 96,864 | 482,000 | 0.98900 | 4,071,442 | 42.0 |
| **35** | 0.01243 | 1,192 | 0.00250 | 95,936 | 476,699 | 0.98425 | 3,589,442 | 37.4 |
| **40** | 0.01912 | 1,812 | 0.00386 | 94,744 | 469,190 | 0.97492 | 3,112,743 | 32.9 |
| **45** | 0.03116 | 2,896 | 0.00633 | 92,932 | 457,421 | 0.95868 | 2,643,553 | 28.4 |
| **50** | 0.05181 | 4,665 | 0.01064 | 90,036 | 438,519 | 0.93221 | 2,186,132 | 24.3 |
| **55** | 0.08465 | 7,227 | 0.01768 | 85,371 | 408,790 | 0.89657 | 1,747,613 | 20.5 |
| **60** | 0.12396 | 9,687 | 0.02643 | 78,145 | 366,507 | 0.87185 | 1,338,823 | 17.1 |
| **65** | 0.13293 | 9,100 | 0.02848 | 68,458 | 319,540 | 0.83411 | 972,316 | 14.2 |
| **70** | 0.20391 | 12,104 | 0.04541 | 59,358 | 266,531 | 0.74788 | 652,776 | 11.0 |
| **75** | 0.31268 | 14,776 | 0.07413 | 47,254 | 199,333 | 0.48392 [c] | 386,245 | 8.2 |
| **80+** | 1.00000 | 32,479 | 0.17376 | 32,479 | 186,912 | - | 186,912 | 5.8 |
| **Perempuan** *Female* | | | | | | | | |
| **0** | 0.01076 | 1,076 | 0.01087 | 100,000 | 99,012 | 0.98941 [a] | 7,492,374 | 74.9 |
| **1** | 0.00000 | - | 0.00000 | 98,924 | 395,694 | 0.99982 [b] | 7,393,362 | 74.7 |
| **5** | 0.00000 | - | 0.00000 | 98,924 | 494,618 | 0.99942 | 6,997,667 | 70.7 |
| **10** | 0.00116 | 115 | 0.00023 | 98,924 | 494,330 | 0.99888 | 6,503,049 | 65.7 |
| **15** | 0.00108 | 106 | 0.00022 | 98,808 | 493,777 | 0.99946 | 6,008,719 | 60.8 |
| **20** | 0.00000 | - | 0.00000 | 98,702 | 493,511 | 0.99504 | 5,514,943 | 55.9 |
| **25** | 0.00992 | 979 | 0.00199 | 98,702 | 491,064 | 0.99172 | 5,021,432 | 50.9 |
| **30** | 0.00663 | 648 | 0.00133 | 97,723 | 486,996 | 0.99361 | 4,530,368 | 46.4 |
| **35** | 0.00615 | 597 | 0.00123 | 97,075 | 483,883 | 0.98794 | 4,043,372 | 41.7 |
| **40** | 0.01800 | 1,737 | 0.00363 | 96,478 | 478,048 | 0.98420 | 3,559,489 | 36.9 |
| **45** | 0.01355 | 1,284 | 0.00273 | 94,741 | 470,496 | 0.98112 | 3,081,441 | 32.5 |
| **50** | 0.02427 | 2,268 | 0.00491 | 93,457 | 461,615 | 0.97190 | 2,610,945 | 27.9 |
| **55** | 0.03202 | 2,920 | 0.00651 | 91,189 | 448,644 | 0.94552 | 2,149,330 | 23.6 |
| **60** | 0.07769 | 6,857 | 0.01616 | 88,269 | 424,201 | 0.92015 | 1,700,686 | 19.3 |
| **65** | 0.08219 | 6,691 | 0.01714 | 81,412 | 390,330 | 0.85079 | 1,276,485 | 15.7 |
| **70** | 0.22222 | 16,604 | 0.05000 | 74,720 | 332,090 | 0.77759 | 886,156 | 11.9 |
| **75** | 0.22265 | 12,940 | 0.05011 | 58,116 | 258,230 | 0.53394 [c] | 554,066 | 9.5 |
| **80+** | 1.00000 | 45,176 | 0.15271 | 45,176 | 295,836 | - | 295,836 | 6.5 |

**Nota:** *Notes:*

[a] **Daripada umur 0 hingga kumpulan umur 1-4**
*From age of 0 to age group 1-4*

[b] **Daripada umur 0, kumpulan umur 1-4 hingga kumpulan umur 5-9**
*From age of 0, age group 1-4 to age group 5-9*

[c] **Daripada umur 75 hingga 80+**
*From age of 75 to 80+*

[e] **Anggaran**
*Estimates*

# NEGERI & DAERAH PENTADBIRAN

## *STATE & ADMINISTRATIVE DISTRICT*

# PERAK

# 2026e

**Muka surat ini sengaja dibiarkan kosong**

*This page is deliberately left blank*

**Jadual 5.7: Jadual hayat ringkas mengikut jantina dan umur, Perak, 2026[e]**

*Table 5.7: Abridged life table by sex and age, Perak, 2026 [e]*

| **Umur** *Age* | **Kebarangkalian mati di antara umur x dan umur x+n** *Probability of dying between age x and age x+n* | **Bilangan kematian di antara umur x dan umur x+n** *Number of deaths between age x and age x+n* | **Kadar tengah mortaliti di antara umur x dan umur x+n** *Central mortality rate between age x and age x+n* | **Penakat (orang yang masih hidup) pada umur tepat x** *Survivors at exact age x* | **Bilangan orang hidup-tahun di antara umur x dan umur x+n** *Number of person-years lived between age x and age x+n* | **Nisbah ketakatan** *Survival ratio* | **Jumlah bilangan orang hidup-tahun selepas umur tepat x** *Total number of person-years lived after exact age x* | **Jangkaan hayat** *Life expectancy* |
|---|---|---|---|---|---|---|---|---|
| **x** | $_nq_x$ | $_nd_x$ | $_nm_x$ | $l_x$ | $_nL_x$ | $_nS_x$ | $T_x$ | $e_x$ |
| **Lelaki dan Perempuan** *Both sexes* | | | | | | | | |
| **0** | 0.00722 | 722 | 0.00727 | 100,000 | 99,330 | 0.99239 [a] | 7,399,660 | 74.0 |
| **1** | 0.00101 | 100 | 0.00025 | 99,278 | 396,865 | 0.99896 [b] | 7,300,330 | 73.5 |
| **5** | 0.00085 | 84 | 0.00017 | 99,178 | 495,681 | 0.99918 | 6,903,465 | 69.6 |
| **10** | 0.00078 | 78 | 0.00016 | 99,094 | 495,275 | 0.99818 | 6,407,785 | 64.7 |
| **15** | 0.00285 | 282 | 0.00057 | 99,016 | 494,376 | 0.99714 | 5,912,509 | 59.7 |
| **20** | 0.00287 | 283 | 0.00058 | 98,734 | 492,962 | 0.99651 | 5,418,133 | 54.9 |
| **25** | 0.00411 | 405 | 0.00082 | 98,451 | 491,241 | 0.99448 | 4,925,171 | 50.0 |
| **30** | 0.00693 | 680 | 0.00139 | 98,046 | 488,530 | 0.99152 | 4,433,930 | 45.2 |
| **35** | 0.01003 | 977 | 0.00202 | 97,366 | 484,389 | 0.98732 | 3,945,400 | 40.5 |
| **40** | 0.01535 | 1,479 | 0.00309 | 96,389 | 478,248 | 0.97958 | 3,461,011 | 35.9 |
| **45** | 0.02557 | 2,427 | 0.00518 | 94,910 | 468,482 | 0.96767 | 2,982,763 | 31.4 |
| **50** | 0.03927 | 3,632 | 0.00801 | 92,483 | 453,335 | 0.94992 | 2,514,280 | 27.2 |
| **55** | 0.06132 | 5,449 | 0.01265 | 88,851 | 430,632 | 0.93087 | 2,060,946 | 23.2 |
| **60** | 0.07744 | 6,459 | 0.01611 | 83,402 | 400,864 | 0.90846 | 1,630,313 | 19.5 |
| **65** | 0.10682 | 8,219 | 0.02257 | 76,943 | 364,169 | 0.87087 | 1,229,449 | 16.0 |
| **70** | 0.15410 | 10,591 | 0.03339 | 68,724 | 317,144 | 0.81040 | 865,281 | 12.6 |
| **75** | 0.23157 | 13,462 | 0.05238 | 58,133 | 257,013 | 0.53112 [c] | 548,137 | 9.4 |
| **80+** | 1.00000 | 44,672 | 0.15345 | 44,672 | 291,124 | - | 291,124 | 6.5 |
| **Lelaki** *Male* | | | | | | | | |
| **0** | 0.00706 | 706 | 0.00711 | 100,000 | 99,338 | 0.99261 [a] | 7,119,805 | 71.2 |
| **1** | 0.00088 | 87 | 0.00022 | 99,294 | 396,969 | 0.99886 [b] | 7,020,467 | 70.7 |
| **5** | 0.00118 | 118 | 0.00024 | 99,207 | 495,740 | 0.99893 | 6,623,498 | 66.8 |
| **10** | 0.00095 | 94 | 0.00019 | 99,089 | 495,212 | 0.99749 | 6,127,758 | 61.8 |
| **15** | 0.00408 | 404 | 0.00082 | 98,995 | 493,967 | 0.99595 | 5,632,546 | 56.9 |
| **20** | 0.00402 | 397 | 0.00081 | 98,591 | 491,964 | 0.99527 | 5,138,580 | 52.1 |
| **25** | 0.00545 | 535 | 0.00109 | 98,194 | 489,635 | 0.99277 | 4,646,615 | 47.3 |
| **30** | 0.00902 | 881 | 0.00181 | 97,660 | 486,096 | 0.98922 | 4,156,980 | 42.6 |
| **35** | 0.01256 | 1,216 | 0.00253 | 96,779 | 480,854 | 0.98365 | 3,670,884 | 37.9 |
| **40** | 0.02019 | 1,929 | 0.00408 | 95,563 | 472,991 | 0.97445 | 3,190,030 | 33.4 |
| **45** | 0.03102 | 2,905 | 0.00630 | 93,634 | 460,907 | 0.95726 | 2,717,039 | 29.0 |
| **50** | 0.05484 | 4,975 | 0.01128 | 90,729 | 441,207 | 0.93257 | 2,256,132 | 24.9 |
| **55** | 0.08076 | 6,925 | 0.01683 | 85,754 | 411,455 | 0.90756 | 1,814,925 | 21.2 |
| **60** | 0.10514 | 8,288 | 0.02220 | 78,828 | 373,421 | 0.87913 | 1,403,469 | 17.8 |
| **65** | 0.13845 | 9,766 | 0.02975 | 70,540 | 328,285 | 0.83838 | 1,030,049 | 14.6 |
| **70** | 0.18852 | 11,457 | 0.04163 | 60,774 | 275,227 | 0.77340 | 701,764 | 11.5 |
| **75** | 0.27354 | 13,490 | 0.06338 | 49,317 | 212,859 | 0.50096 [c] | 426,537 | 8.6 |
| **80+** | 1.00000 | 35,827 | 0.16767 | 35,827 | 213,678 | - | 213,678 | 6.0 |
| **Perempuan** *Female* | | | | | | | | |
| **0** | 0.00738 | 738 | 0.00743 | 100,000 | 99,315 | 0.99216 [a] | 7,715,110 | 77.2 |
| **1** | 0.00114 | 114 | 0.00029 | 99,262 | 396,764 | 0.99907 [b] | 7,615,795 | 76.7 |
| **5** | 0.00050 | 50 | 0.00010 | 99,148 | 495,616 | 0.99945 | 7,219,031 | 72.8 |
| **10** | 0.00061 | 60 | 0.00012 | 99,098 | 495,342 | 0.99895 | 6,723,414 | 67.8 |
| **15** | 0.00149 | 147 | 0.00030 | 99,038 | 494,823 | 0.99855 | 6,228,073 | 62.9 |
| **20** | 0.00142 | 140 | 0.00028 | 98,891 | 494,104 | 0.99810 | 5,733,250 | 58.0 |
| **25** | 0.00238 | 235 | 0.00048 | 98,751 | 493,166 | 0.99678 | 5,239,146 | 53.1 |
| **30** | 0.00407 | 401 | 0.00082 | 98,516 | 491,576 | 0.99456 | 4,745,980 | 48.2 |
| **35** | 0.00682 | 669 | 0.00137 | 98,115 | 488,901 | 0.99172 | 4,254,403 | 43.4 |
| **40** | 0.00976 | 951 | 0.00196 | 97,446 | 484,853 | 0.98543 | 3,765,502 | 38.6 |
| **45** | 0.01944 | 1,876 | 0.00393 | 96,495 | 477,786 | 0.97770 | 3,280,649 | 34.0 |
| **50** | 0.02522 | 2,386 | 0.00511 | 94,619 | 467,131 | 0.96588 | 2,802,863 | 29.6 |
| **55** | 0.04325 | 3,989 | 0.00884 | 92,233 | 451,193 | 0.95234 | 2,335,732 | 25.3 |
| **60** | 0.05227 | 4,612 | 0.01073 | 88,244 | 429,690 | 0.93527 | 1,884,539 | 21.4 |
| **65** | 0.07789 | 6,514 | 0.01621 | 83,632 | 401,876 | 0.89996 | 1,454,849 | 17.4 |
| **70** | 0.12407 | 9,568 | 0.02645 | 77,118 | 361,672 | 0.84234 | 1,052,973 | 13.7 |
| **75** | 0.19601 | 13,241 | 0.04346 | 67,550 | 304,651 | 0.55931 [c] | 691,301 | 10.2 |
| **80+** | 1.00000 | 54,310 | 0.14046 | 54,310 | 386,650 | - | 386,650 | 7.1 |

**Nota:** *Notes:*

[a] **Daripada umur 0 hingga kumpulan umur 1-4**
*From age of 0 to age group 1-4*

[b] **Daripada umur 0, kumpulan umur 1-4 hingga kumpulan umur 5-9**
*From age of 0, age group 1-4 to age group 5-9*

[c] **Daripada umur 75 hingga 80+**
*From age of 75 to 80+*

[e] **Anggaran**
*Estimates*

**Jadual 5.7.1: Jadual hayat ringkas mengikut jantina dan umur, Batang Padang, Perak, 2026[e]**

*Table 5.7.1: Abridged life table by sex and age, Batang Padang, Perak, 2026 [e]*

| **Umur** *Age* | **Kebarangkalian mati di antara umur x dan umur x+n** *Probability of dying between age x and age x+n* | **Bilangan kematian di antara umur x dan umur x+n** *Number of deaths between age x and age x+n* | **Kadar tengah mortaliti di antara umur x dan umur x+n** *Central mortality rate between age x and age x+n* | **Penakat (orang yang masih hidup) pada umur tepat x** *Survivors at exact age x* | **Bilangan orang hidup-tahun di antara umur x dan umur x+n** *Number of person-years lived between age x and age x+n* | **Nisbah ketakatan** *Survival ratio* | **Jumlah bilangan orang hidup-tahun selepas umur tepat x** *Total number of person-years lived after exact age x* | **Jangkaan hayat** *Life expectancy* |
|---|---|---|---|---|---|---|---|---|
| **x** | $_nq_x$ | $_nd_x$ | $_nm_x$ | $l_x$ | $_nL_x$ | $_nS_x$ | $T_x$ | $e_x$ |
| **Lelaki dan Perempuan** *Both sexes* | | | | | | | | |
| **0** | 0.00685 | 685 | 0.00689 | 100,000 | 99,364 | 0.99325 [a] | 7,395,542 | 74.0 |
| **1** | 0.00000 | - | 0.00000 | 99,315 | 397,261 | 0.99932 [b] | 7,296,179 | 73.5 |
| **5** | 0.00117 | 116 | 0.00023 | 99,315 | 496,287 | 0.99870 | 6,898,917 | 69.5 |
| **10** | 0.00144 | 143 | 0.00029 | 99,199 | 495,639 | 0.99626 | 6,402,630 | 64.5 |
| **15** | 0.00604 | 598 | 0.00121 | 99,056 | 493,787 | 0.99457 | 5,906,991 | 59.6 |
| **20** | 0.00482 | 474 | 0.00097 | 98,458 | 491,106 | 0.99600 | 5,413,204 | 55.0 |
| **25** | 0.00318 | 312 | 0.00064 | 97,984 | 489,142 | 0.99328 | 4,922,098 | 50.2 |
| **30** | 0.01027 | 1,003 | 0.00206 | 97,672 | 485,854 | 0.98843 | 4,432,956 | 45.4 |
| **35** | 0.01289 | 1,246 | 0.00259 | 96,669 | 480,232 | 0.98406 | 3,947,101 | 40.8 |
| **40** | 0.01904 | 1,817 | 0.00384 | 95,424 | 472,575 | 0.97623 | 3,466,869 | 36.3 |
| **45** | 0.02859 | 2,677 | 0.00580 | 93,607 | 461,341 | 0.96703 | 2,994,294 | 32.0 |
| **50** | 0.03747 | 3,407 | 0.00764 | 90,930 | 446,132 | 0.95604 | 2,532,953 | 27.9 |
| **55** | 0.05071 | 4,438 | 0.01041 | 87,523 | 426,518 | 0.94004 | 2,086,821 | 23.8 |
| **60** | 0.06971 | 5,791 | 0.01444 | 83,085 | 400,944 | 0.91771 | 1,660,303 | 20.0 |
| **65** | 0.09582 | 7,406 | 0.02013 | 77,293 | 367,950 | 0.87438 | 1,259,359 | 16.3 |
| **70** | 0.15859 | 11,083 | 0.03445 | 69,887 | 321,727 | 0.81702 | 891,409 | 12.8 |
| **75** | 0.21196 | 12,464 | 0.04742 | 58,804 | 262,858 | 0.53859 [c] | 569,682 | 9.7 |
| **80+** | 1.00000 | 46,340 | 0.15103 | 46,340 | 306,824 | - | 306,824 | 6.6 |
| **Lelaki** *Male* | | | | | | | | |
| **0** | 0.00610 | 610 | 0.00613 | 100,000 | 99,427 | 0.99398 [a] | 7,159,226 | 71.6 |
| **1** | 0.00000 | - | 0.00000 | 99,390 | 397,561 | 0.99938 [b] | 7,059,799 | 71.0 |
| **5** | 0.00108 | 108 | 0.00022 | 99,390 | 496,682 | 0.99818 | 6,662,238 | 67.0 |
| **10** | 0.00256 | 254 | 0.00051 | 99,283 | 495,778 | 0.99375 | 6,165,556 | 62.1 |
| **15** | 0.00995 | 985 | 0.00200 | 99,029 | 492,680 | 0.99167 | 5,669,778 | 57.3 |
| **20** | 0.00670 | 656 | 0.00134 | 98,043 | 488,576 | 0.99402 | 5,177,098 | 52.8 |
| **25** | 0.00526 | 513 | 0.00106 | 97,387 | 485,653 | 0.99056 | 4,688,522 | 48.1 |
| **30** | 0.01364 | 1,321 | 0.00275 | 96,874 | 481,069 | 0.98698 | 4,202,869 | 43.4 |
| **35** | 0.01239 | 1,184 | 0.00249 | 95,553 | 474,806 | 0.98345 | 3,721,800 | 38.9 |
| **40** | 0.02076 | 1,959 | 0.00420 | 94,369 | 466,948 | 0.97573 | 3,246,993 | 34.4 |
| **45** | 0.02786 | 2,574 | 0.00565 | 92,410 | 455,615 | 0.96426 | 2,780,045 | 30.1 |
| **50** | 0.04386 | 3,940 | 0.00897 | 89,836 | 439,329 | 0.94844 | 2,324,431 | 25.9 |
| **55** | 0.05962 | 5,121 | 0.01229 | 85,896 | 416,677 | 0.92112 | 1,885,101 | 21.9 |
| **60** | 0.09937 | 8,027 | 0.02091 | 80,775 | 383,809 | 0.88391 | 1,468,424 | 18.2 |
| **65** | 0.13465 | 9,795 | 0.02887 | 72,748 | 339,253 | 0.84101 | 1,084,616 | 14.9 |
| **70** | 0.18712 | 11,780 | 0.04129 | 62,953 | 285,315 | 0.78559 | 745,363 | 11.8 |
| **75** | 0.24799 | 12,690 | 0.05662 | 51,173 | 224,140 | 0.51279 [c] | 460,047 | 9.0 |
| **80+** | 1.00000 | 38,483 | 0.16313 | 38,483 | 235,907 | - | 235,907 | 6.1 |
| **Perempuan** *Female* | | | | | | | | |
| **0** | 0.00759 | 759 | 0.00765 | 100,000 | 99,296 | 0.99252 [a] | 7,667,303 | 76.7 |
| **1** | 0.00000 | - | 0.00000 | 99,241 | 396,963 | 0.99926 [b] | 7,568,007 | 76.3 |
| **5** | 0.00126 | 125 | 0.00025 | 99,241 | 495,890 | 0.99937 | 7,171,044 | 72.3 |
| **10** | 0.00000 | - | 0.00000 | 99,115 | 495,577 | 0.99947 | 6,675,154 | 67.3 |
| **15** | 0.00106 | 105 | 0.00021 | 99,115 | 495,316 | 0.99834 | 6,179,576 | 62.3 |
| **20** | 0.00227 | 225 | 0.00045 | 99,011 | 494,493 | 0.99844 | 5,684,261 | 57.4 |
| **25** | 0.00084 | 83 | 0.00017 | 98,786 | 493,723 | 0.99691 | 5,189,768 | 52.5 |
| **30** | 0.00533 | 526 | 0.00107 | 98,703 | 492,198 | 0.99058 | 4,696,046 | 47.6 |
| **35** | 0.01353 | 1,328 | 0.00272 | 98,176 | 487,562 | 0.98478 | 4,203,847 | 42.8 |
| **40** | 0.01694 | 1,640 | 0.00342 | 96,849 | 480,142 | 0.97686 | 3,716,285 | 38.4 |
| **45** | 0.02946 | 2,804 | 0.00598 | 95,208 | 469,030 | 0.97005 | 3,236,143 | 34.0 |
| **50** | 0.03046 | 2,815 | 0.00619 | 92,404 | 454,982 | 0.96404 | 2,767,113 | 29.9 |
| **55** | 0.04164 | 3,730 | 0.00850 | 89,589 | 438,619 | 0.95823 | 2,312,131 | 25.8 |
| **60** | 0.04191 | 3,598 | 0.00856 | 85,859 | 420,298 | 0.94871 | 1,873,512 | 21.8 |
| **65** | 0.06108 | 5,024 | 0.01260 | 82,261 | 398,742 | 0.90345 | 1,453,213 | 17.7 |
| **70** | 0.13433 | 10,375 | 0.02880 | 77,236 | 360,244 | 0.84337 | 1,054,471 | 13.7 |
| **75** | 0.18239 | 12,195 | 0.04014 | 66,861 | 303,819 | 0.56236 [c] | 694,227 | 10.4 |
| **80+** | 1.00000 | 54,666 | 0.14002 | 54,666 | 390,407 | - | 390,407 | 7.1 |

**Nota:** *Notes:*

[a] **Daripada umur 0 hingga kumpulan umur 1-4**
*From age of 0 to age group 1-4*

[b] **Daripada umur 0, kumpulan umur 1-4 hingga kumpulan umur 5-9**
*From age of 0, age group 1-4 to age group 5-9*

[c] **Daripada umur 75 hingga 80+**
*From age of 75 to 80+*

[e] **Anggaran**
*Estimates*

**Jadual 5.7.2: Jadual hayat ringkas mengikut jantina dan umur, Manjung, Perak, 2026[e]**

*Table 5.7.2: Abridged life table by sex and age, Manjung, Perak, 2026 [e]*

| **Umur** *Age* | **Kebarangkalian mati di antara umur x dan umur x+n** *Probability of dying between age x and age x+n* | **Bilangan kematian di antara umur x dan umur x+n** *Number of deaths between age x and age x+n* | **Kadar tengah mortaliti di antara umur x dan umur x+n** *Central mortality rate between age x and age x+n* | **Penakat (orang yang masih hidup) pada umur tepat x** *Survivors at exact age x* | **Bilangan orang hidup-tahun di antara umur x dan umur x+n** *Number of person-years lived between age x and age x+n* | **Nisbah ketakatan** *Survival ratio* | **Jumlah bilangan orang hidup-tahun selepas umur tepat x** *Total number of person-years lived after exact age x* | **Jangkaan hayat** *Life expectancy* |
|---|---|---|---|---|---|---|---|---|
| **x** | $_nq_x$ | $_nd_x$ | $_nm_x$ | $l_x$ | $_nL_x$ | $_nS_x$ | $T_x$ | $e_x$ |
| **Lelaki dan Perempuan** *Both sexes* | | | | | | | | |
| **0** | 0.00970 | 970 | 0.00979 | 100,000 | 99,107 | 0.98998 [a] | 7,398,556 | 74.0 |
| **1** | 0.00096 | 95 | 0.00024 | 99,030 | 395,883 | 0.99908 [b] | 7,299,449 | 73.7 |
| **5** | 0.00057 | 56 | 0.00011 | 98,935 | 494,534 | 0.99961 | 6,903,566 | 69.8 |
| **10** | 0.00022 | 22 | 0.00004 | 98,879 | 494,339 | 0.99880 | 6,409,033 | 64.8 |
| **15** | 0.00217 | 215 | 0.00044 | 98,857 | 493,747 | 0.99697 | 5,914,694 | 59.8 |
| **20** | 0.00389 | 383 | 0.00078 | 98,642 | 492,251 | 0.99607 | 5,420,947 | 55.0 |
| **25** | 0.00397 | 390 | 0.00080 | 98,258 | 490,316 | 0.99578 | 4,928,696 | 50.2 |
| **30** | 0.00448 | 438 | 0.00090 | 97,868 | 488,244 | 0.99339 | 4,438,380 | 45.4 |
| **35** | 0.00876 | 853 | 0.00176 | 97,430 | 485,016 | 0.98829 | 3,950,136 | 40.5 |
| **40** | 0.01469 | 1,419 | 0.00296 | 96,577 | 479,335 | 0.97956 | 3,465,120 | 35.9 |
| **45** | 0.02627 | 2,500 | 0.00532 | 95,158 | 469,538 | 0.96912 | 2,985,785 | 31.4 |
| **50** | 0.03561 | 3,299 | 0.00725 | 92,658 | 455,041 | 0.95320 | 2,516,246 | 27.2 |
| **55** | 0.05840 | 5,219 | 0.01203 | 89,359 | 433,746 | 0.93216 | 2,061,206 | 23.1 |
| **60** | 0.07787 | 6,552 | 0.01621 | 84,140 | 404,319 | 0.91088 | 1,627,460 | 19.3 |
| **65** | 0.10132 | 7,861 | 0.02135 | 77,588 | 368,285 | 0.87217 | 1,223,141 | 15.8 |
| **70** | 0.15733 | 10,970 | 0.03415 | 69,726 | 321,208 | 0.79434 | 854,856 | 12.3 |
| **75** | 0.26302 | 15,454 | 0.06057 | 58,757 | 255,149 | 0.52188 [c] | 533,648 | 9.1 |
| **80+** | 1.00000 | 43,303 | 0.15549 | 43,303 | 278,499 | - | 278,499 | 6.4 |
| **Lelaki** *Male* | | | | | | | | |
| **0** | 0.00777 | 777 | 0.00782 | 100,000 | 99,274 | 0.99204 [a] | 7,172,889 | 71.7 |
| **1** | 0.00063 | 62 | 0.00016 | 99,223 | 396,747 | 0.99957 [b] | 7,073,615 | 71.3 |
| **5** | 0.00000 | - | 0.00000 | 99,161 | 495,807 | 0.99978 | 6,676,869 | 67.3 |
| **10** | 0.00043 | 43 | 0.00009 | 99,161 | 495,700 | 0.99841 | 6,181,062 | 62.3 |
| **15** | 0.00275 | 273 | 0.00055 | 99,119 | 494,911 | 0.99618 | 5,685,362 | 57.4 |
| **20** | 0.00490 | 484 | 0.00098 | 98,846 | 493,018 | 0.99511 | 5,190,451 | 52.5 |
| **25** | 0.00488 | 480 | 0.00098 | 98,362 | 490,608 | 0.99499 | 4,697,433 | 47.8 |
| **30** | 0.00514 | 503 | 0.00103 | 97,882 | 488,150 | 0.99166 | 4,206,825 | 43.0 |
| **35** | 0.01156 | 1,126 | 0.00233 | 97,378 | 484,077 | 0.98475 | 3,718,676 | 38.2 |
| **40** | 0.01898 | 1,827 | 0.00383 | 96,253 | 476,695 | 0.97482 | 3,234,598 | 33.6 |
| **45** | 0.03151 | 2,975 | 0.00640 | 94,425 | 464,690 | 0.95995 | 2,757,903 | 29.2 |
| **50** | 0.04887 | 4,469 | 0.01002 | 91,450 | 446,079 | 0.93550 | 2,293,213 | 25.1 |
| **55** | 0.08093 | 7,039 | 0.01687 | 86,981 | 417,307 | 0.90633 | 1,847,134 | 21.2 |
| **60** | 0.10753 | 8,596 | 0.02273 | 79,942 | 378,219 | 0.88625 | 1,429,827 | 17.9 |
| **65** | 0.12073 | 8,614 | 0.02570 | 71,346 | 335,195 | 0.85045 | 1,051,609 | 14.7 |
| **70** | 0.18234 | 11,438 | 0.04013 | 62,732 | 285,065 | 0.76394 | 716,414 | 11.4 |
| **75** | 0.30177 | 15,479 | 0.07108 | 51,294 | 217,771 | 0.49514 [c] | 431,349 | 8.4 |
| **80+** | 1.00000 | 35,815 | 0.16769 | 35,815 | 213,578 | - | 213,578 | 6.0 |
| **Perempuan** *Female* | | | | | | | | |
| **0** | 0.01170 | 1,170 | 0.01183 | 100,000 | 98,929 | 0.98785 [a] | 7,659,632 | 76.6 |
| **1** | 0.00131 | 130 | 0.00033 | 98,830 | 394,994 | 0.99856 [b] | 7,560,703 | 76.5 |
| **5** | 0.00116 | 114 | 0.00023 | 98,700 | 493,212 | 0.99942 | 7,165,709 | 72.6 |
| **10** | 0.00000 | - | 0.00000 | 98,585 | 492,926 | 0.99923 | 6,672,497 | 67.7 |
| **15** | 0.00153 | 151 | 0.00031 | 98,585 | 492,549 | 0.99797 | 6,179,570 | 62.7 |
| **20** | 0.00253 | 249 | 0.00051 | 98,434 | 491,549 | 0.99753 | 5,687,022 | 57.8 |
| **25** | 0.00241 | 236 | 0.00048 | 98,185 | 490,335 | 0.99708 | 5,195,473 | 52.9 |
| **30** | 0.00344 | 337 | 0.00069 | 97,949 | 488,901 | 0.99571 | 4,705,138 | 48.0 |
| **35** | 0.00515 | 503 | 0.00103 | 97,612 | 486,802 | 0.99268 | 4,216,237 | 43.2 |
| **40** | 0.00951 | 924 | 0.00191 | 97,109 | 483,237 | 0.98496 | 3,729,434 | 38.4 |
| **45** | 0.02063 | 1,984 | 0.00417 | 96,186 | 475,967 | 0.97849 | 3,246,198 | 33.7 |
| **50** | 0.02240 | 2,110 | 0.00453 | 94,201 | 465,732 | 0.97020 | 2,770,230 | 29.4 |
| **55** | 0.03736 | 3,441 | 0.00762 | 92,091 | 451,854 | 0.95635 | 2,304,499 | 25.0 |
| **60** | 0.05019 | 4,449 | 0.01030 | 88,650 | 432,129 | 0.93421 | 1,852,644 | 20.9 |
| **65** | 0.08223 | 6,923 | 0.01715 | 84,201 | 403,697 | 0.89348 | 1,420,515 | 16.9 |
| **70** | 0.13300 | 10,278 | 0.02850 | 77,278 | 360,694 | 0.82257 | 1,016,818 | 13.2 |
| **75** | 0.22866 | 15,320 | 0.05164 | 67,000 | 296,697 | 0.54780 [c] | 656,124 | 9.8 |
| **80+** | 1.00000 | 51,679 | 0.14378 | 51,679 | 359,427 | - | 359,427 | 7.0 |

**Nota:** *Notes:*

[a] **Daripada umur 0 hingga kumpulan umur 1-4**
*From age of 0 to age group 1-4*

[b] **Daripada umur 0, kumpulan umur 1-4 hingga kumpulan umur 5-9**
*From age of 0, age group 1-4 to age group 5-9*

[c] **Daripada umur 75 hingga 80+**
*From age of 75 to 80+*

[e] **Anggaran**
*Estimates*

**Jadual 5.7.3: Jadual hayat ringkas mengikut jantina dan umur, Kinta, Perak, 2026[e]**

*Table 5.7.3: Abridged life table by sex and age, Kinta, Perak, 2026 [e]*

| **Umur** *Age* | **Kebarangkalian mati di antara umur x dan umur x+n** *Probability of dying between age x and age x+n* | **Bilangan kematian di antara umur x dan umur x+n** *Number of deaths between age x and age x+n* | **Kadar tengah mortaliti di antara umur x dan umur x+n** *Central mortality rate between age x and age x+n* | **Penakat (orang yang masih hidup) pada umur tepat x** *Survivors at exact age x* | **Bilangan orang hidup-tahun di antara umur x dan umur x+n** *Number of person-years lived between age x and age x+n* | **Nisbah ketakatan** *Survival ratio* | **Jumlah bilangan orang hidup-tahun selepas umur tepat x** *Total number of person-years lived after exact age x* | **Jangkaan hayat** *Life expectancy* |
|---|---|---|---|---|---|---|---|---|
| **x** | $_nq_x$ | $_nd_x$ | $_nm_x$ | $l_x$ | $_nL_x$ | $_nS_x$ | $T_x$ | $e_x$ |
| **Lelaki dan Perempuan** *Both sexes* | | | | | | | | |
| **0** | 0.00636 | 636 | 0.00639 | 100,000 | 99,408 | 0.99327 [a] | 7,625,374 | 76.3 |
| **1** | 0.00094 | 93 | 0.00023 | 99,364 | 397,226 | 0.99898 [b] | 7,525,966 | 75.7 |
| **5** | 0.00092 | 91 | 0.00018 | 99,271 | 496,128 | 0.99930 | 7,128,740 | 71.8 |
| **10** | 0.00047 | 47 | 0.00009 | 99,180 | 495,784 | 0.99910 | 6,632,612 | 66.9 |
| **15** | 0.00133 | 132 | 0.00027 | 99,133 | 495,336 | 0.99860 | 6,136,828 | 61.9 |
| **20** | 0.00147 | 145 | 0.00029 | 99,001 | 494,644 | 0.99742 | 5,641,491 | 57.0 |
| **25** | 0.00369 | 365 | 0.00074 | 98,856 | 493,369 | 0.99564 | 5,146,847 | 52.1 |
| **30** | 0.00503 | 495 | 0.00101 | 98,491 | 491,219 | 0.99380 | 4,653,478 | 47.2 |
| **35** | 0.00737 | 722 | 0.00148 | 97,996 | 488,175 | 0.99103 | 4,162,259 | 42.5 |
| **40** | 0.01058 | 1,029 | 0.00213 | 97,274 | 483,798 | 0.98474 | 3,674,084 | 37.8 |
| **45** | 0.01999 | 1,924 | 0.00404 | 96,245 | 476,415 | 0.97425 | 3,190,286 | 33.1 |
| **50** | 0.03163 | 2,983 | 0.00643 | 94,321 | 464,145 | 0.96083 | 2,713,872 | 28.8 |
| **55** | 0.04695 | 4,288 | 0.00962 | 91,337 | 445,967 | 0.94495 | 2,249,726 | 24.6 |
| **60** | 0.06355 | 5,532 | 0.01313 | 87,049 | 421,417 | 0.92341 | 1,803,760 | 20.7 |
| **65** | 0.09052 | 7,379 | 0.01896 | 81,518 | 389,140 | 0.89124 | 1,382,343 | 17.0 |
| **70** | 0.12882 | 9,551 | 0.02754 | 74,138 | 346,815 | 0.83600 | 993,203 | 13.4 |
| **75** | 0.20439 | 13,201 | 0.04553 | 64,588 | 289,936 | 0.55145 [c] | 646,388 | 10.0 |
| **80+** | 1.00000 | 51,387 | 0.14416 | 51,387 | 356,452 | - | 356,452 | 6.9 |
| **Lelaki** *Male* | | | | | | | | |
| **0** | 0.00559 | 559 | 0.00562 | 100,000 | 99,474 | 0.99416 [a] | 7,354,519 | 73.5 |
| **1** | 0.00069 | 68 | 0.00017 | 99,441 | 397,604 | 0.99884 [b] | 7,255,045 | 73.0 |
| **5** | 0.00147 | 146 | 0.00029 | 99,373 | 496,501 | 0.99907 | 6,857,441 | 69.0 |
| **10** | 0.00040 | 40 | 0.00008 | 99,227 | 496,037 | 0.99900 | 6,360,941 | 64.1 |
| **15** | 0.00160 | 158 | 0.00032 | 99,188 | 495,543 | 0.99827 | 5,864,903 | 59.1 |
| **20** | 0.00186 | 184 | 0.00037 | 99,029 | 494,688 | 0.99683 | 5,369,361 | 54.2 |
| **25** | 0.00450 | 444 | 0.00090 | 98,846 | 493,117 | 0.99413 | 4,874,673 | 49.3 |
| **30** | 0.00725 | 713 | 0.00145 | 98,401 | 490,224 | 0.99164 | 4,381,556 | 44.5 |
| **35** | 0.00948 | 926 | 0.00191 | 97,688 | 486,126 | 0.98854 | 3,891,331 | 39.8 |
| **40** | 0.01345 | 1,302 | 0.00271 | 96,762 | 480,556 | 0.98082 | 3,405,205 | 35.2 |
| **45** | 0.02498 | 2,385 | 0.00506 | 95,460 | 471,340 | 0.96293 | 2,924,650 | 30.6 |
| **50** | 0.04947 | 4,604 | 0.01014 | 93,076 | 453,868 | 0.94371 | 2,453,310 | 26.4 |
| **55** | 0.06346 | 5,614 | 0.01311 | 88,471 | 428,321 | 0.92572 | 1,999,442 | 22.6 |
| **60** | 0.08584 | 7,113 | 0.01794 | 82,857 | 396,503 | 0.89753 | 1,571,122 | 19.0 |
| **65** | 0.12065 | 9,139 | 0.02568 | 75,744 | 355,874 | 0.86037 | 1,174,618 | 15.5 |
| **70** | 0.16121 | 10,737 | 0.03507 | 66,605 | 306,184 | 0.79994 | 818,744 | 12.3 |
| **75** | 0.24638 | 13,765 | 0.05620 | 55,868 | 244,929 | 0.52214 [c] | 512,560 | 9.2 |
| **80+** | 1.00000 | 42,104 | 0.15732 | 42,104 | 267,630 | - | 267,630 | 6.4 |
| **Perempuan** *Female* | | | | | | | | |
| **0** | 0.00719 | 719 | 0.00724 | 100,000 | 99,332 | 0.99231 [a] | 7,925,034 | 79.3 |
| **1** | 0.00120 | 119 | 0.00030 | 99,281 | 396,825 | 0.99912 [b] | 7,825,702 | 78.8 |
| **5** | 0.00034 | 34 | 0.00007 | 99,161 | 495,721 | 0.99955 | 7,428,877 | 74.9 |
| **10** | 0.00055 | 55 | 0.00011 | 99,127 | 495,500 | 0.99921 | 6,933,156 | 69.9 |
| **15** | 0.00103 | 102 | 0.00021 | 99,072 | 495,106 | 0.99901 | 6,437,656 | 65.0 |
| **20** | 0.00095 | 94 | 0.00019 | 98,970 | 494,615 | 0.99831 | 5,942,550 | 60.0 |
| **25** | 0.00242 | 239 | 0.00048 | 98,876 | 493,781 | 0.99784 | 5,447,935 | 55.1 |
| **30** | 0.00191 | 188 | 0.00038 | 98,637 | 492,713 | 0.99675 | 4,954,154 | 50.2 |
| **35** | 0.00460 | 453 | 0.00092 | 98,449 | 491,111 | 0.99406 | 4,461,441 | 45.3 |
| **40** | 0.00728 | 714 | 0.00146 | 97,996 | 488,196 | 0.98919 | 3,970,330 | 40.5 |
| **45** | 0.01436 | 1,397 | 0.00289 | 97,282 | 482,919 | 0.98480 | 3,482,134 | 35.8 |
| **50** | 0.01605 | 1,539 | 0.00324 | 95,885 | 475,580 | 0.97626 | 2,999,215 | 31.3 |
| **55** | 0.03157 | 2,979 | 0.00642 | 94,347 | 464,287 | 0.96273 | 2,523,635 | 26.7 |
| **60** | 0.04315 | 3,943 | 0.00882 | 91,368 | 446,984 | 0.94704 | 2,059,348 | 22.5 |
| **65** | 0.06320 | 5,525 | 0.01305 | 87,425 | 423,313 | 0.91880 | 1,612,364 | 18.4 |
| **70** | 0.10041 | 8,224 | 0.02114 | 81,900 | 388,940 | 0.86735 | 1,189,051 | 14.5 |
| **75** | 0.16850 | 12,414 | 0.03680 | 73,676 | 337,346 | 0.57838 [c] | 800,111 | 10.9 |
| **80+** | 1.00000 | 61,262 | 0.13238 | 61,262 | 462,765 | - | 462,765 | 7.6 |

**Nota:** *Notes:*

[a] **Daripada umur 0 hingga kumpulan umur 1-4**
*From age of 0 to age group 1-4*

[b] **Daripada umur 0, kumpulan umur 1-4 hingga kumpulan umur 5-9**
*From age of 0, age group 1-4 to age group 5-9*

[c] **Daripada umur 75 hingga 80+**
*From age of 75 to 80+*

[e] **Anggaran**
*Estimates*

**Jadual 5.7.4: Jadual hayat ringkas mengikut jantina dan umur, Kerian, Perak, 2026[e]**

*Table 5.7.4: Abridged life table by sex and age, Kerian, Perak, 2026 [e]*

| **Umur** *Age* | **Kebarangkalian mati di antara umur x dan umur x+n** *Probability of dying between age x and age x+n* | **Bilangan kematian di antara umur x dan umur x+n** *Number of deaths between age x and age x+n* | **Kadar tengah mortaliti di antara umur x dan umur x+n** *Central mortality rate between age x and age x+n* | **Penakat (orang yang masih hidup) pada umur tepat x** *Survivors at exact age x* | **Bilangan orang hidup-tahun di antara umur x dan umur x+n** *Number of person-years lived between age x and age x+n* | **Nisbah ketakatan** *Survival ratio* | **Jumlah bilangan orang hidup-tahun selepas umur tepat x** *Total number of person-years lived after exact age x* | **Jangkaan hayat** *Life expectancy* |
|---|---|---|---|---|---|---|---|---|
| **x** | $_nq_x$ | $_nd_x$ | $_nm_x$ | $l_x$ | $_nL_x$ | $_nS_x$ | $T_x$ | $e_x$ |
| **Lelaki dan Perempuan** *Both sexes* | | | | | | | | |
| **0** | 0.00899 | 899 | 0.00906 | 100,000 | 99,170 | 0.99052 [a] | 7,121,225 | 71.2 |
| **1** | 0.00128 | 127 | 0.00032 | 99,101 | 396,088 | 0.99897 [b] | 7,022,055 | 70.9 |
| **5** | 0.00049 | 48 | 0.00010 | 98,974 | 494,750 | 0.99957 | 6,625,966 | 66.9 |
| **10** | 0.00038 | 37 | 0.00008 | 98,926 | 494,537 | 0.99786 | 6,131,216 | 62.0 |
| **15** | 0.00390 | 385 | 0.00078 | 98,889 | 493,480 | 0.99483 | 5,636,679 | 57.0 |
| **20** | 0.00645 | 635 | 0.00129 | 98,503 | 490,929 | 0.99368 | 5,143,199 | 52.2 |
| **25** | 0.00620 | 606 | 0.00124 | 97,868 | 487,825 | 0.99215 | 4,652,270 | 47.5 |
| **30** | 0.00950 | 924 | 0.00191 | 97,262 | 483,998 | 0.98649 | 4,164,445 | 42.8 |
| **35** | 0.01756 | 1,692 | 0.00354 | 96,337 | 477,458 | 0.98165 | 3,680,447 | 38.2 |
| **40** | 0.01915 | 1,813 | 0.00387 | 94,646 | 468,697 | 0.97148 | 3,202,990 | 33.8 |
| **45** | 0.03808 | 3,535 | 0.00776 | 92,833 | 455,328 | 0.95608 | 2,734,293 | 29.5 |
| **50** | 0.04999 | 4,464 | 0.01025 | 89,298 | 435,330 | 0.93590 | 2,278,966 | 25.5 |
| **55** | 0.07894 | 6,697 | 0.01644 | 84,834 | 407,427 | 0.91749 | 1,843,636 | 21.7 |
| **60** | 0.08637 | 6,749 | 0.01805 | 78,137 | 373,812 | 0.89150 | 1,436,209 | 18.4 |
| **65** | 0.13272 | 9,475 | 0.02843 | 71,388 | 333,253 | 0.84126 | 1,062,397 | 14.9 |
| **70** | 0.18875 | 11,686 | 0.04168 | 61,913 | 280,351 | 0.78385 | 729,144 | 11.8 |
| **75** | 0.24994 | 12,554 | 0.05713 | 50,227 | 219,752 | 0.51035 [c] | 448,793 | 8.9 |
| **80+** | 1.00000 | 37,674 | 0.16448 | 37,674 | 229,040 | - | 229,040 | 6.1 |
| **Lelaki** *Male* | | | | | | | | |
| **0** | 0.00927 | 927 | 0.00935 | 100,000 | 99,137 | 0.99047 [a] | 6,819,036 | 68.2 |
| **1** | 0.00083 | 82 | 0.00021 | 99,073 | 396,097 | 0.99896 [b] | 6,719,899 | 67.8 |
| **5** | 0.00094 | 93 | 0.00019 | 98,991 | 494,721 | 0.99917 | 6,323,802 | 63.9 |
| **10** | 0.00072 | 71 | 0.00014 | 98,898 | 494,311 | 0.99728 | 5,829,081 | 58.9 |
| **15** | 0.00473 | 467 | 0.00095 | 98,827 | 492,966 | 0.99352 | 5,334,771 | 54.0 |
| **20** | 0.00825 | 811 | 0.00166 | 98,360 | 489,771 | 0.99149 | 4,841,805 | 49.2 |
| **25** | 0.00878 | 856 | 0.00176 | 97,549 | 485,602 | 0.98986 | 4,352,034 | 44.6 |
| **30** | 0.01151 | 1,113 | 0.00232 | 96,692 | 480,678 | 0.98284 | 3,866,432 | 40.0 |
| **35** | 0.02288 | 2,187 | 0.00463 | 95,579 | 472,427 | 0.97572 | 3,385,755 | 35.4 |
| **40** | 0.02571 | 2,401 | 0.00521 | 93,392 | 460,957 | 0.96531 | 2,913,328 | 31.2 |
| **45** | 0.04392 | 3,996 | 0.00898 | 90,991 | 444,964 | 0.94242 | 2,452,371 | 27.0 |
| **50** | 0.07186 | 6,252 | 0.01491 | 86,995 | 419,345 | 0.91097 | 2,007,407 | 23.1 |
| **55** | 0.10753 | 8,682 | 0.02273 | 80,743 | 382,010 | 0.88406 | 1,588,062 | 19.7 |
| **60** | 0.12537 | 9,034 | 0.02675 | 72,061 | 337,720 | 0.84967 | 1,206,051 | 16.7 |
| **65** | 0.17888 | 11,274 | 0.03929 | 63,027 | 286,950 | 0.80881 | 868,331 | 13.8 |
| **70** | 0.20619 | 10,671 | 0.04598 | 51,753 | 232,088 | 0.76955 | 581,382 | 11.2 |
| **75** | 0.26102 | 10,723 | 0.06004 | 41,082 | 178,603 | 0.48867 [c] | 349,294 | 8.5 |
| **80+** | 1.00000 | 30,359 | 0.17786 | 30,359 | 170,691 | - | 170,691 | 5.6 |
| **Perempuan** *Female* | | | | | | | | |
| **0** | 0.00867 | 867 | 0.00874 | 100,000 | 99,199 | 0.99059 [a] | 7,464,459 | 74.6 |
| **1** | 0.00176 | 175 | 0.00044 | 99,133 | 396,098 | 0.99898 [b] | 7,365,260 | 74.3 |
| **5** | 0.00000 | - | 0.00000 | 98,959 | 494,793 | 1.00000 | 6,969,162 | 70.4 |
| **10** | 0.00000 | - | 0.00000 | 98,959 | 494,793 | 0.99851 | 6,474,369 | 65.4 |
| **15** | 0.00298 | 295 | 0.00060 | 98,959 | 494,055 | 0.99631 | 5,979,576 | 60.4 |
| **20** | 0.00439 | 433 | 0.00088 | 98,663 | 492,234 | 0.99628 | 5,485,521 | 55.6 |
| **25** | 0.00305 | 300 | 0.00061 | 98,230 | 490,400 | 0.99495 | 4,993,287 | 50.8 |
| **30** | 0.00705 | 690 | 0.00141 | 97,930 | 487,926 | 0.99097 | 4,502,887 | 46.0 |
| **35** | 0.01103 | 1,073 | 0.00222 | 97,240 | 483,519 | 0.98846 | 4,014,962 | 41.3 |
| **40** | 0.01206 | 1,160 | 0.00243 | 96,168 | 477,939 | 0.97796 | 3,531,442 | 36.7 |
| **45** | 0.03215 | 3,054 | 0.00653 | 95,008 | 467,404 | 0.96926 | 3,053,503 | 32.1 |
| **50** | 0.02929 | 2,694 | 0.00595 | 91,954 | 453,034 | 0.95975 | 2,586,099 | 28.1 |
| **55** | 0.05154 | 4,601 | 0.01058 | 89,260 | 434,798 | 0.94967 | 2,133,065 | 23.9 |
| **60** | 0.04905 | 4,152 | 0.01006 | 84,659 | 412,916 | 0.93049 | 1,698,267 | 20.1 |
| **65** | 0.09104 | 7,329 | 0.01908 | 80,507 | 384,213 | 0.86915 | 1,285,351 | 16.0 |
| **70** | 0.17465 | 12,781 | 0.03827 | 73,178 | 333,939 | 0.79504 | 901,138 | 12.3 |
| **75** | 0.24169 | 14,598 | 0.05498 | 60,397 | 265,493 | 0.53192 [c] | 567,199 | 9.4 |
| **80+** | 1.00000 | 45,800 | 0.15180 | 45,800 | 301,706 | - | 301,706 | 6.6 |

**Nota:** *Notes:*

[a] **Daripada umur 0 hingga kumpulan umur 1-4**
*From age of 0 to age group 1-4*

[b] **Daripada umur 0, kumpulan umur 1-4 hingga kumpulan umur 5-9**
*From age of 0, age group 1-4 to age group 5-9*

[c] **Daripada umur 75 hingga 80+**
*From age of 75 to 80+*

[e] **Anggaran**
*Estimates*

**Jadual 5.7.5: Jadual hayat ringkas mengikut jantina dan umur, Kuala Kangsar, Perak, 2026[e]**

*Table 5.7.5: Abridged life table by sex and age, Kuala Kangsar, Perak, 2026 [e]*

| **Umur** *Age* | **Kebarangkalian mati di antara umur x dan umur x+n** *Probability of dying between age x and age x+n* | **Bilangan kematian di antara umur x dan umur x+n** *Number of deaths between age x and age x+n* | **Kadar tengah mortaliti di antara umur x dan umur x+n** *Central mortality rate between age x and age x+n* | **Penakat (orang yang masih hidup) pada umur tepat x** *Survivors at exact age x* | **Bilangan orang hidup-tahun di antara umur x dan umur x+n** *Number of person-years lived between age x and age x+n* | **Nisbah ketakatan** *Survival ratio* | **Jumlah bilangan orang hidup-tahun selepas umur tepat x** *Total number of person-years lived after exact age x* | **Jangkaan hayat** *Life expectancy* |
|---|---|---|---|---|---|---|---|---|
| **x** | $_nq_x$ | $_nd_x$ | $_nm_x$ | $l_x$ | $_nL_x$ | $_nS_x$ | $T_x$ | $e_x$ |
| **Lelaki dan Perempuan** *Both sexes* | | | | | | | | |
| **0** | 0.00784 | 784 | 0.00790 | 100,000 | 99,273 | 0.99157 [a] | 7,195,315 | 72.0 |
| **1** | 0.00143 | 142 | 0.00036 | 99,216 | 396,510 | 0.99854 [b] | 7,096,042 | 71.5 |
| **5** | 0.00124 | 123 | 0.00025 | 99,074 | 495,061 | 0.99921 | 6,699,532 | 67.6 |
| **10** | 0.00033 | 33 | 0.00007 | 98,951 | 494,671 | 0.99810 | 6,204,471 | 62.7 |
| **15** | 0.00346 | 342 | 0.00069 | 98,918 | 493,733 | 0.99678 | 5,709,799 | 57.7 |
| **20** | 0.00298 | 294 | 0.00060 | 98,575 | 492,142 | 0.99579 | 5,216,066 | 52.9 |
| **25** | 0.00544 | 535 | 0.00109 | 98,281 | 490,070 | 0.99418 | 4,723,924 | 48.1 |
| **30** | 0.00619 | 605 | 0.00124 | 97,747 | 487,220 | 0.98953 | 4,233,854 | 43.3 |
| **35** | 0.01478 | 1,436 | 0.00298 | 97,141 | 482,118 | 0.98394 | 3,746,634 | 38.6 |
| **40** | 0.01737 | 1,662 | 0.00350 | 95,706 | 474,373 | 0.97593 | 3,264,516 | 34.1 |
| **45** | 0.03089 | 2,905 | 0.00628 | 94,043 | 462,954 | 0.96027 | 2,790,143 | 29.7 |
| **50** | 0.04886 | 4,453 | 0.01002 | 91,138 | 444,559 | 0.93529 | 2,327,189 | 25.5 |
| **55** | 0.08138 | 7,054 | 0.01697 | 86,686 | 415,792 | 0.91536 | 1,882,630 | 21.7 |
| **60** | 0.08818 | 7,022 | 0.01845 | 79,631 | 380,602 | 0.88955 | 1,466,837 | 18.4 |
| **65** | 0.13487 | 9,793 | 0.02892 | 72,609 | 338,565 | 0.84188 | 1,086,236 | 15.0 |
| **70** | 0.18499 | 11,620 | 0.04077 | 62,817 | 285,032 | 0.78858 | 747,671 | 11.9 |
| **75** | 0.24385 | 12,484 | 0.05554 | 51,196 | 224,771 | 0.51415 [c] | 462,640 | 9.0 |
| **80+** | 1.00000 | 38,712 | 0.16275 | 38,712 | 237,868 | - | 237,868 | 6.1 |
| **Lelaki** *Male* | | | | | | | | |
| **0** | 0.00789 | 789 | 0.00795 | 100,000 | 99,262 | 0.99089 [a] | 6,886,544 | 68.9 |
| **1** | 0.00281 | 279 | 0.00070 | 99,211 | 396,183 | 0.99800 [b] | 6,787,281 | 68.4 |
| **5** | 0.00084 | 83 | 0.00017 | 98,932 | 494,453 | 0.99925 | 6,391,098 | 64.6 |
| **10** | 0.00066 | 65 | 0.00013 | 98,849 | 494,083 | 0.99694 | 5,896,645 | 59.7 |
| **15** | 0.00546 | 540 | 0.00110 | 98,784 | 492,570 | 0.99505 | 5,402,562 | 54.7 |
| **20** | 0.00443 | 435 | 0.00089 | 98,244 | 490,133 | 0.99350 | 4,909,992 | 50.0 |
| **25** | 0.00859 | 840 | 0.00173 | 97,809 | 486,945 | 0.99110 | 4,419,859 | 45.2 |
| **30** | 0.00922 | 894 | 0.00185 | 96,969 | 482,611 | 0.98539 | 3,932,914 | 40.6 |
| **35** | 0.02005 | 1,927 | 0.00405 | 96,075 | 475,560 | 0.97772 | 3,450,303 | 35.9 |
| **40** | 0.02455 | 2,311 | 0.00497 | 94,149 | 464,965 | 0.96928 | 2,974,743 | 31.6 |
| **45** | 0.03704 | 3,402 | 0.00755 | 91,837 | 450,682 | 0.94671 | 2,509,778 | 27.3 |
| **50** | 0.07016 | 6,204 | 0.01454 | 88,436 | 426,667 | 0.91488 | 2,059,095 | 23.3 |
| **55** | 0.10120 | 8,322 | 0.02132 | 82,231 | 390,351 | 0.88990 | 1,632,428 | 19.9 |
| **60** | 0.12000 | 8,869 | 0.02553 | 73,909 | 347,373 | 0.85748 | 1,242,078 | 16.8 |
| **65** | 0.16811 | 10,934 | 0.03671 | 65,040 | 297,866 | 0.81224 | 894,705 | 13.8 |
| **70** | 0.21138 | 11,437 | 0.04727 | 54,106 | 241,938 | 0.75630 | 596,839 | 11.0 |
| **75** | 0.28467 | 12,147 | 0.06638 | 42,669 | 182,979 | 0.48442 [c] | 354,901 | 8.3 |
| **80+** | 1.00000 | 30,522 | 0.17754 | 30,522 | 171,922 | - | 171,922 | 5.6 |
| **Perempuan** *Female* | | | | | | | | |
| **0** | 0.00779 | 779 | 0.00785 | 100,000 | 99,278 | 0.99232 [a] | 7,537,900 | 75.4 |
| **1** | 0.00000 | - | 0.00000 | 99,221 | 396,884 | 0.99907 [b] | 7,438,622 | 75.0 |
| **5** | 0.00163 | 162 | 0.00033 | 99,221 | 495,700 | 0.99918 | 7,041,738 | 71.0 |
| **10** | 0.00000 | - | 0.00000 | 99,059 | 495,294 | 0.99935 | 6,546,039 | 66.1 |
| **15** | 0.00131 | 129 | 0.00026 | 99,059 | 494,971 | 0.99870 | 6,050,744 | 61.1 |
| **20** | 0.00129 | 128 | 0.00026 | 98,929 | 494,327 | 0.99843 | 5,555,774 | 56.2 |
| **25** | 0.00184 | 182 | 0.00037 | 98,801 | 493,552 | 0.99780 | 5,061,446 | 51.2 |
| **30** | 0.00256 | 252 | 0.00051 | 98,620 | 492,467 | 0.99434 | 4,567,894 | 46.3 |
| **35** | 0.00878 | 863 | 0.00176 | 98,367 | 489,678 | 0.99067 | 4,075,427 | 41.4 |
| **40** | 0.00989 | 965 | 0.00199 | 97,504 | 485,108 | 0.98307 | 3,585,749 | 36.8 |
| **45** | 0.02403 | 2,320 | 0.00486 | 96,539 | 476,897 | 0.97325 | 3,100,641 | 32.1 |
| **50** | 0.02954 | 2,783 | 0.00600 | 94,219 | 464,139 | 0.95429 | 2,623,744 | 27.8 |
| **55** | 0.06237 | 5,703 | 0.01288 | 91,436 | 442,924 | 0.93862 | 2,159,605 | 23.6 |
| **60** | 0.06033 | 5,172 | 0.01244 | 85,733 | 415,736 | 0.91769 | 1,716,681 | 20.0 |
| **65** | 0.10570 | 8,516 | 0.02232 | 80,561 | 381,517 | 0.86727 | 1,300,944 | 16.1 |
| **70** | 0.16295 | 11,739 | 0.03548 | 72,046 | 330,879 | 0.81521 | 919,427 | 12.8 |
| **75** | 0.21088 | 12,717 | 0.04715 | 60,306 | 269,737 | 0.54169 [c] | 588,548 | 9.8 |
| **80+** | 1.00000 | 47,589 | 0.14927 | 47,589 | 318,811 | - | 318,811 | 6.7 |

**Nota:** *Notes:*

[a] **Daripada umur 0 hingga kumpulan umur 1-4**
*From age of 0 to age group 1-4*

[b] **Daripada umur 0, kumpulan umur 1-4 hingga kumpulan umur 5-9**
*From age of 0, age group 1-4 to age group 5-9*

[c] **Daripada umur 75 hingga 80+**
*From age of 75 to 80+*

[e] **Anggaran**
*Estimates*

**Jadual 5.7.6: Jadual hayat ringkas mengikut jantina dan umur, Larut & Matang, Perak, 2026[e]**

*Table 5.7.6: Abridged life table by sex and age, Larut & Matang, Perak, 2026 [e]*

| **Umur** *Age* | **Kebarangkalian mati di antara umur x dan umur x+n** *Probability of dying between age x and age x+n* | **Bilangan kematian di antara umur x dan umur x+n** *Number of deaths between age x and age x+n* | **Kadar tengah mortaliti di antara umur x dan umur x+n** *Central mortality rate between age x and age x+n* | **Penakat (orang yang masih hidup) pada umur tepat x** *Survivors at exact age x* | **Bilangan orang hidup-tahun di antara umur x dan umur x+n** *Number of person-years lived between age x and age x+n* | **Nisbah ketakatan** *Survival ratio* | **Jumlah bilangan orang hidup-tahun selepas umur tepat x** *Total number of person-years lived after exact age x* | **Jangkaan hayat** *Life expectancy* |
|---|---|---|---|---|---|---|---|---|
| **x** | $_nq_x$ | $_nd_x$ | $_nm_x$ | $l_x$ | $_nL_x$ | $_nS_x$ | $T_x$ | $e_x$ |
| **Lelaki dan Perempuan** *Both sexes* | | | | | | | | |
| **0** | 0.00871 | 871 | 0.00878 | 100,000 | 99,195 | 0.99142 [a] | 7,192,617 | 71.9 |
| **1** | 0.00000 | - | 0.00000 | 99,129 | 396,516 | 0.99935 [b] | 7,093,422 | 71.6 |
| **5** | 0.00102 | 102 | 0.00020 | 99,129 | 495,392 | 0.99876 | 6,696,906 | 67.6 |
| **10** | 0.00146 | 144 | 0.00029 | 99,028 | 494,777 | 0.99796 | 6,201,514 | 62.6 |
| **15** | 0.00263 | 260 | 0.00053 | 98,883 | 493,766 | 0.99678 | 5,706,737 | 57.7 |
| **20** | 0.00382 | 377 | 0.00077 | 98,623 | 492,175 | 0.99566 | 5,212,971 | 52.9 |
| **25** | 0.00486 | 477 | 0.00097 | 98,246 | 490,040 | 0.99256 | 4,720,796 | 48.1 |
| **30** | 0.01003 | 980 | 0.00202 | 97,769 | 486,396 | 0.98792 | 4,230,756 | 43.3 |
| **35** | 0.01416 | 1,371 | 0.00285 | 96,789 | 480,518 | 0.98326 | 3,744,360 | 38.7 |
| **40** | 0.01935 | 1,846 | 0.00391 | 95,418 | 472,476 | 0.97489 | 3,263,842 | 34.2 |
| **45** | 0.03098 | 2,899 | 0.00629 | 93,572 | 460,612 | 0.95823 | 2,791,366 | 29.8 |
| **50** | 0.05290 | 4,796 | 0.01087 | 90,673 | 441,374 | 0.93437 | 2,330,754 | 25.7 |
| **55** | 0.07908 | 6,791 | 0.01647 | 85,877 | 412,406 | 0.91260 | 1,889,380 | 22.0 |
| **60** | 0.09643 | 7,627 | 0.02026 | 79,086 | 376,362 | 0.89236 | 1,476,974 | 18.7 |
| **65** | 0.12004 | 8,578 | 0.02554 | 71,459 | 335,850 | 0.85647 | 1,100,612 | 15.4 |
| **70** | 0.17022 | 10,703 | 0.03721 | 62,881 | 287,646 | 0.79933 | 764,762 | 12.2 |
| **75** | 0.23737 | 12,385 | 0.05387 | 52,178 | 229,925 | 0.51809 [c] | 477,116 | 9.1 |
| **80+** | 1.00000 | 39,792 | 0.16098 | 39,792 | 247,191 | - | 247,191 | 6.2 |
| **Lelaki** *Male* | | | | | | | | |
| **0** | 0.00901 | 901 | 0.00909 | 100,000 | 99,160 | 0.99111 [a] | 6,897,890 | 69.0 |
| **1** | 0.00000 | - | 0.00000 | 99,099 | 396,395 | 0.99914 [b] | 6,798,730 | 68.6 |
| **5** | 0.00147 | 146 | 0.00029 | 99,099 | 495,130 | 0.99849 | 6,402,335 | 64.6 |
| **10** | 0.00156 | 154 | 0.00031 | 98,953 | 494,381 | 0.99754 | 5,907,204 | 59.7 |
| **15** | 0.00335 | 331 | 0.00067 | 98,799 | 493,167 | 0.99522 | 5,412,823 | 54.8 |
| **20** | 0.00622 | 612 | 0.00125 | 98,468 | 490,808 | 0.99393 | 4,919,656 | 50.0 |
| **25** | 0.00592 | 580 | 0.00119 | 97,855 | 487,828 | 0.99001 | 4,428,848 | 45.3 |
| **30** | 0.01408 | 1,369 | 0.00284 | 97,276 | 482,956 | 0.98337 | 3,941,020 | 40.5 |
| **35** | 0.01921 | 1,843 | 0.00388 | 95,907 | 474,926 | 0.97845 | 3,458,065 | 36.1 |
| **40** | 0.02393 | 2,251 | 0.00484 | 94,064 | 464,691 | 0.97104 | 2,983,139 | 31.7 |
| **45** | 0.03412 | 3,133 | 0.00694 | 91,813 | 451,232 | 0.94802 | 2,518,447 | 27.4 |
| **50** | 0.07047 | 6,250 | 0.01461 | 88,680 | 427,777 | 0.91365 | 2,067,215 | 23.3 |
| **55** | 0.10343 | 8,526 | 0.02181 | 82,431 | 390,839 | 0.88527 | 1,639,438 | 19.9 |
| **60** | 0.12734 | 9,411 | 0.02720 | 73,905 | 345,997 | 0.86106 | 1,248,599 | 16.9 |
| **65** | 0.15224 | 9,818 | 0.03296 | 64,494 | 297,923 | 0.82005 | 902,602 | 14.0 |
| **70** | 0.21264 | 11,626 | 0.04759 | 54,675 | 244,311 | 0.75744 | 604,680 | 11.1 |
| **75** | 0.28057 | 12,078 | 0.06527 | 43,049 | 185,051 | 0.48650 [c] | 360,368 | 8.4 |
| **80+** | 1.00000 | 30,971 | 0.17666 | 30,971 | 175,318 | - | 175,318 | 5.7 |
| **Perempuan** *Female* | | | | | | | | |
| **0** | 0.00838 | 838 | 0.00845 | 100,000 | 99,225 | 0.99174 [a] | 7,527,139 | 75.3 |
| **1** | 0.00000 | - | 0.00000 | 99,162 | 396,646 | 0.99960 [b] | 7,427,915 | 74.9 |
| **5** | 0.00054 | 53 | 0.00011 | 99,162 | 495,675 | 0.99906 | 7,031,268 | 70.9 |
| **10** | 0.00134 | 133 | 0.00027 | 99,108 | 495,209 | 0.99841 | 6,535,594 | 65.9 |
| **15** | 0.00183 | 181 | 0.00037 | 98,975 | 494,423 | 0.99862 | 6,040,385 | 61.0 |
| **20** | 0.00094 | 93 | 0.00019 | 98,794 | 493,738 | 0.99782 | 5,545,962 | 56.1 |
| **25** | 0.00342 | 337 | 0.00068 | 98,701 | 492,664 | 0.99596 | 5,052,224 | 51.2 |
| **30** | 0.00466 | 459 | 0.00093 | 98,364 | 490,674 | 0.99367 | 4,559,560 | 46.4 |
| **35** | 0.00800 | 783 | 0.00161 | 97,905 | 487,569 | 0.98890 | 4,068,886 | 41.6 |
| **40** | 0.01422 | 1,381 | 0.00286 | 97,122 | 482,158 | 0.97919 | 3,581,317 | 36.9 |
| **45** | 0.02750 | 2,633 | 0.00558 | 95,741 | 472,123 | 0.96832 | 3,099,159 | 32.4 |
| **50** | 0.03598 | 3,350 | 0.00733 | 93,108 | 457,165 | 0.95340 | 2,627,036 | 28.2 |
| **55** | 0.05761 | 5,171 | 0.01186 | 89,758 | 435,864 | 0.93599 | 2,169,871 | 24.2 |
| **60** | 0.07081 | 5,989 | 0.01468 | 84,587 | 407,964 | 0.92013 | 1,734,007 | 20.5 |
| **65** | 0.08963 | 7,044 | 0.01877 | 78,598 | 375,379 | 0.88929 | 1,326,043 | 16.9 |
| **70** | 0.13386 | 9,578 | 0.02869 | 71,554 | 333,822 | 0.83522 | 950,664 | 13.3 |
| **75** | 0.20048 | 12,425 | 0.04456 | 61,975 | 278,814 | 0.54800 [c] | 616,842 | 10.0 |
| **80+** | 1.00000 | 49,550 | 0.14659 | 49,550 | 338,028 | - | 338,028 | 6.8 |

**Nota:** *Notes:*

[a] **Daripada umur 0 hingga kumpulan umur 1-4**
*From age of 0 to age group 1-4*

[b] **Daripada umur 0, kumpulan umur 1-4 hingga kumpulan umur 5-9**
*From age of 0, age group 1-4 to age group 5-9*

[c] **Daripada umur 75 hingga 80+**
*From age of 75 to 80+*

[e] **Anggaran**
*Estimates*

**Jadual 5.7.7: Jadual hayat ringkas mengikut jantina dan umur, Hilir Perak, Perak, 2026[e]**

*Table 5.7.7: Abridged life table by sex and age, Hilir Perak, Perak, 2026 [e]*

| **Umur** *Age* | **Kebarangkalian mati di antara umur x dan umur x+n** *Probability of dying between age x and age x+n* | **Bilangan kematian di antara umur x dan umur x+n** *Number of deaths between age x and age x+n* | **Kadar tengah mortaliti di antara umur x dan umur x+n** *Central mortality rate between age x and age x+n* | **Penakat (orang yang masih hidup) pada umur tepat x** *Survivors at exact age x* | **Bilangan orang hidup-tahun di antara umur x dan umur x+n** *Number of person-years lived between age x and age x+n* | **Nisbah ketakatan** *Survival ratio* | **Jumlah bilangan orang hidup-tahun selepas umur tepat x** *Total number of person-years lived after exact age x* | **Jangkaan hayat** *Life expectancy* |
|---|---|---|---|---|---|---|---|---|
| **x** | $_nq_x$ | $_nd_x$ | $_nm_x$ | $l_x$ | $_nL_x$ | $_nS_x$ | $T_x$ | $e_x$ |
| **Lelaki dan Perempuan** *Both sexes* | | | | | | | | |
| **0** | 0.00740 | 740 | 0.00745 | 100,000 | 99,313 | 0.99213 [a] | 7,235,369 | 72.4 |
| **1** | 0.00117 | 116 | 0.00029 | 99,260 | 396,752 | 0.99838 [b] | 7,136,056 | 71.9 |
| **5** | 0.00185 | 184 | 0.00037 | 99,144 | 495,261 | 0.99777 | 6,739,304 | 68.0 |
| **10** | 0.00261 | 258 | 0.00052 | 98,960 | 494,157 | 0.99690 | 6,244,043 | 63.1 |
| **15** | 0.00359 | 354 | 0.00072 | 98,702 | 492,626 | 0.99651 | 5,749,886 | 58.3 |
| **20** | 0.00339 | 333 | 0.00068 | 98,348 | 490,908 | 0.99574 | 5,257,259 | 53.5 |
| **25** | 0.00513 | 503 | 0.00103 | 98,015 | 488,817 | 0.99279 | 4,766,352 | 48.6 |
| **30** | 0.00930 | 907 | 0.00187 | 97,512 | 485,292 | 0.99031 | 4,277,535 | 43.9 |
| **35** | 0.01008 | 974 | 0.00203 | 96,605 | 480,591 | 0.98659 | 3,792,243 | 39.3 |
| **40** | 0.01679 | 1,605 | 0.00339 | 95,631 | 474,144 | 0.97372 | 3,311,652 | 34.6 |
| **45** | 0.03593 | 3,379 | 0.00732 | 94,026 | 461,684 | 0.95628 | 2,837,507 | 30.2 |
| **50** | 0.05179 | 4,695 | 0.01063 | 90,648 | 441,501 | 0.93848 | 2,375,823 | 26.2 |
| **55** | 0.07178 | 6,170 | 0.01489 | 85,953 | 414,339 | 0.92177 | 1,934,322 | 22.5 |
| **60** | 0.08517 | 6,795 | 0.01779 | 79,783 | 381,926 | 0.89948 | 1,519,984 | 19.1 |
| **65** | 0.11730 | 8,561 | 0.02492 | 72,988 | 343,535 | 0.86133 | 1,138,058 | 15.6 |
| **70** | 0.16288 | 10,494 | 0.03547 | 64,426 | 295,897 | 0.80468 | 794,523 | 12.3 |
| **75** | 0.23407 | 12,624 | 0.05302 | 53,932 | 238,102 | 0.52248 [c] | 498,625 | 9.2 |
| **80+** | 1.00000 | 41,308 | 0.15856 | 41,308 | 260,523 | - | 260,523 | 6.3 |
| **Lelaki** *Male* | | | | | | | | |
| **0** | 0.00519 | 519 | 0.00521 | 100,000 | 99,511 | 0.99434 [a] | 6,983,727 | 69.8 |
| **1** | 0.00113 | 112 | 0.00028 | 99,481 | 397,659 | 0.99754 [b] | 6,884,216 | 69.2 |
| **5** | 0.00360 | 358 | 0.00072 | 99,369 | 495,949 | 0.99717 | 6,486,557 | 65.3 |
| **10** | 0.00206 | 204 | 0.00041 | 99,011 | 494,544 | 0.99590 | 5,990,608 | 60.5 |
| **15** | 0.00614 | 607 | 0.00123 | 98,807 | 492,519 | 0.99391 | 5,496,063 | 55.6 |
| **20** | 0.00603 | 592 | 0.00121 | 98,200 | 489,521 | 0.99414 | 5,003,545 | 51.0 |
| **25** | 0.00568 | 554 | 0.00114 | 97,608 | 486,655 | 0.99063 | 4,514,023 | 46.2 |
| **30** | 0.01309 | 1,270 | 0.00263 | 97,054 | 482,094 | 0.98762 | 4,027,368 | 41.5 |
| **35** | 0.01167 | 1,118 | 0.00235 | 95,784 | 476,124 | 0.98194 | 3,545,274 | 37.0 |
| **40** | 0.02452 | 2,321 | 0.00496 | 94,666 | 467,526 | 0.96479 | 3,069,151 | 32.4 |
| **45** | 0.04617 | 4,264 | 0.00945 | 92,345 | 451,065 | 0.95624 | 2,601,624 | 28.2 |
| **50** | 0.04123 | 3,632 | 0.00842 | 88,081 | 431,326 | 0.93186 | 2,150,560 | 24.4 |
| **55** | 0.09620 | 8,124 | 0.02021 | 84,449 | 401,937 | 0.89651 | 1,719,234 | 20.4 |
| **60** | 0.11156 | 8,515 | 0.02363 | 76,325 | 360,339 | 0.87643 | 1,317,297 | 17.3 |
| **65** | 0.13707 | 9,295 | 0.02943 | 67,810 | 315,814 | 0.82445 | 956,958 | 14.1 |
| **70** | 0.22013 | 12,881 | 0.04947 | 58,515 | 260,374 | 0.74868 | 641,145 | 11.0 |
| **75** | 0.29132 | 13,294 | 0.06820 | 45,634 | 194,936 | 0.48805 [c] | 380,771 | 8.3 |
| **80+** | 1.00000 | 32,340 | 0.17403 | 32,340 | 185,835 | - | 185,835 | 5.7 |
| **Perempuan** *Female* | | | | | | | | |
| **0** | 0.00978 | 978 | 0.00987 | 100,000 | 99,099 | 0.98978 [a] | 7,527,194 | 75.3 |
| **1** | 0.00121 | 120 | 0.00030 | 99,022 | 395,788 | 0.99924 [b] | 7,428,094 | 75.0 |
| **5** | 0.00000 | - | 0.00000 | 98,902 | 494,510 | 0.99841 | 7,032,306 | 71.1 |
| **10** | 0.00317 | 314 | 0.00064 | 98,902 | 493,725 | 0.99795 | 6,537,796 | 66.1 |
| **15** | 0.00092 | 91 | 0.00018 | 98,588 | 492,714 | 0.99954 | 6,044,071 | 61.3 |
| **20** | 0.00000 | - | 0.00000 | 98,498 | 492,488 | 0.99785 | 5,551,357 | 56.4 |
| **25** | 0.00430 | 424 | 0.00086 | 98,498 | 491,428 | 0.99576 | 5,058,869 | 51.4 |
| **30** | 0.00417 | 409 | 0.00084 | 98,074 | 489,346 | 0.99396 | 4,567,441 | 46.6 |
| **35** | 0.00792 | 773 | 0.00159 | 97,665 | 486,391 | 0.99249 | 4,078,095 | 41.8 |
| **40** | 0.00709 | 687 | 0.00142 | 96,892 | 482,740 | 0.98394 | 3,591,704 | 37.1 |
| **45** | 0.02509 | 2,414 | 0.00508 | 96,204 | 474,988 | 0.95681 | 3,108,964 | 32.3 |
| **50** | 0.06176 | 5,793 | 0.01275 | 93,791 | 454,472 | 0.94391 | 2,633,977 | 28.1 |
| **55** | 0.05005 | 4,405 | 0.01027 | 87,998 | 428,979 | 0.94444 | 2,179,504 | 24.8 |
| **60** | 0.06136 | 5,130 | 0.01266 | 83,594 | 405,144 | 0.92000 | 1,750,525 | 20.9 |
| **65** | 0.09985 | 7,834 | 0.02102 | 78,464 | 372,734 | 0.89464 | 1,345,381 | 17.1 |
| **70** | 0.11149 | 7,874 | 0.02361 | 70,630 | 333,463 | 0.85418 | 972,648 | 13.8 |
| **75** | 0.18447 | 11,576 | 0.04064 | 62,755 | 284,836 | 0.55438 [c] | 639,185 | 10.2 |
| **80+** | 1.00000 | 51,179 | 0.14443 | 51,179 | 354,349 | - | 354,349 | 6.9 |

**Nota:** *Notes:*

[a] **Daripada umur 0 hingga kumpulan umur 1-4**
*From age of 0 to age group 1-4*

[b] **Daripada umur 0, kumpulan umur 1-4 hingga kumpulan umur 5-9**
*From age of 0, age group 1-4 to age group 5-9*

[c] **Daripada umur 75 hingga 80+**
*From age of 75 to 80+*

[e] **Anggaran**
*Estimates*

**Jadual 5.7.8: Jadual hayat ringkas mengikut jantina dan umur, Hulu Perak, Perak, 2026[e]**

*Table 5.7.8: Abridged life table by sex and age, Hulu Perak, Perak, 2026 [e]*

| **Umur** *Age* | **Kebarangkalian mati di antara umur x dan umur x+n** *Probability of dying between age x and age x+n* | **Bilangan kematian di antara umur x dan umur x+n** *Number of deaths between age x and age x+n* | **Kadar tengah mortaliti di antara umur x dan umur x+n** *Central mortality rate between age x and age x+n* | **Penakat (orang yang masih hidup) pada umur tepat x** *Survivors at exact age x* | **Bilangan orang hidup-tahun di antara umur x dan umur x+n** *Number of person-years lived between age x and age x+n* | **Nisbah ketakatan** *Survival ratio* | **Jumlah bilangan orang hidup-tahun selepas umur tepat x** *Total number of person-years lived after exact age x* | **Jangkaan hayat** *Life expectancy* |
|---|---|---|---|---|---|---|---|---|
| **x** | $_nq_x$ | $_nd_x$ | $_nm_x$ | $l_x$ | $_nL_x$ | $_nS_x$ | $T_x$ | $e_x$ |
| **Lelaki dan Perempuan** *Both sexes* | | | | | | | | |
| **0** | 0.00667 | 667 | 0.00672 | 100,000 | 99,379 | 0.99205 [a] | 7,180,821 | 71.8 |
| **1** | 0.00277 | 275 | 0.00069 | 99,333 | 396,647 | 0.99783 [b] | 7,081,442 | 71.3 |
| **5** | 0.00137 | 136 | 0.00028 | 99,058 | 494,949 | 0.99849 | 6,684,795 | 67.5 |
| **10** | 0.00165 | 163 | 0.00033 | 98,922 | 494,201 | 0.99707 | 6,189,846 | 62.6 |
| **15** | 0.00420 | 415 | 0.00084 | 98,759 | 492,755 | 0.99615 | 5,695,646 | 57.7 |
| **20** | 0.00349 | 344 | 0.00070 | 98,343 | 490,858 | 0.99409 | 5,202,891 | 52.9 |
| **25** | 0.00834 | 817 | 0.00167 | 98,000 | 487,955 | 0.98758 | 4,712,033 | 48.1 |
| **30** | 0.01654 | 1,608 | 0.00334 | 97,183 | 481,894 | 0.98769 | 4,224,078 | 43.5 |
| **35** | 0.00801 | 765 | 0.00161 | 95,575 | 475,961 | 0.98123 | 3,742,184 | 39.2 |
| **40** | 0.02961 | 2,807 | 0.00601 | 94,809 | 467,029 | 0.96739 | 3,266,224 | 34.5 |
| **45** | 0.03570 | 3,284 | 0.00727 | 92,002 | 451,800 | 0.95788 | 2,799,195 | 30.4 |
| **50** | 0.04878 | 4,328 | 0.01000 | 88,718 | 432,771 | 0.94415 | 2,347,394 | 26.5 |
| **55** | 0.06329 | 5,341 | 0.01307 | 84,390 | 408,599 | 0.92505 | 1,914,623 | 22.7 |
| **60** | 0.08740 | 6,909 | 0.01828 | 79,049 | 377,974 | 0.89655 | 1,506,024 | 19.1 |
| **65** | 0.12104 | 8,732 | 0.02577 | 72,140 | 338,872 | 0.85972 | 1,128,051 | 15.6 |
| **70** | 0.16216 | 10,282 | 0.03529 | 63,409 | 291,336 | 0.81128 | 789,179 | 12.4 |
| **75** | 0.22041 | 11,709 | 0.04954 | 53,126 | 236,357 | 0.52524 [c] | 497,842 | 9.4 |
| **80+** | 1.00000 | 41,417 | 0.15839 | 41,417 | 261,486 | - | 261,486 | 6.3 |
| **Lelaki** *Male* | | | | | | | | |
| **0** | 0.00736 | 736 | 0.00741 | 100,000 | 99,311 | 0.99147 [a] | 6,928,998 | 69.3 |
| **1** | 0.00269 | 267 | 0.00067 | 99,264 | 396,425 | 0.99717 [b] | 6,829,687 | 68.8 |
| **5** | 0.00264 | 262 | 0.00053 | 98,997 | 494,333 | 0.99759 | 6,433,262 | 65.0 |
| **10** | 0.00218 | 216 | 0.00044 | 98,736 | 493,140 | 0.99583 | 5,938,929 | 60.1 |
| **15** | 0.00616 | 607 | 0.00124 | 98,520 | 491,083 | 0.99405 | 5,445,789 | 55.3 |
| **20** | 0.00575 | 563 | 0.00115 | 97,913 | 488,159 | 0.99065 | 4,954,706 | 50.6 |
| **25** | 0.01298 | 1,264 | 0.00261 | 97,350 | 483,593 | 0.98490 | 4,466,547 | 45.9 |
| **30** | 0.01726 | 1,658 | 0.00348 | 96,087 | 476,289 | 0.98731 | 3,982,953 | 41.5 |
| **35** | 0.00803 | 758 | 0.00161 | 94,429 | 470,247 | 0.97746 | 3,506,665 | 37.1 |
| **40** | 0.03717 | 3,482 | 0.00758 | 93,670 | 459,645 | 0.95736 | 3,036,418 | 32.4 |
| **45** | 0.04831 | 4,357 | 0.00990 | 90,188 | 440,048 | 0.94397 | 2,576,773 | 28.6 |
| **50** | 0.06415 | 5,506 | 0.01325 | 85,831 | 415,391 | 0.93747 | 2,136,725 | 24.9 |
| **55** | 0.06080 | 4,884 | 0.01254 | 80,325 | 389,417 | 0.91238 | 1,721,334 | 21.4 |
| **60** | 0.11617 | 8,764 | 0.02467 | 75,441 | 355,297 | 0.87941 | 1,331,917 | 17.7 |
| **65** | 0.12559 | 8,374 | 0.02680 | 66,678 | 312,452 | 0.82765 | 976,620 | 14.6 |
| **70** | 0.22583 | 13,167 | 0.05091 | 58,303 | 258,600 | 0.77315 | 664,168 | 11.4 |
| **75** | 0.22816 | 10,298 | 0.05151 | 45,137 | 199,938 | 0.50702 [c] | 405,568 | 9.0 |
| **80+** | 1.00000 | 34,838 | 0.16942 | 34,838 | 205,630 | - | 205,630 | 5.9 |
| **Perempuan** *Female* | | | | | | | | |
| **0** | 0.00598 | 598 | 0.00601 | 100,000 | 99,443 | 0.99269 [a] | 7,473,230 | 74.7 |
| **1** | 0.00285 | 283 | 0.00071 | 99,402 | 396,904 | 0.99848 [b] | 7,373,787 | 74.2 |
| **5** | 0.00000 | - | 0.00000 | 99,119 | 495,594 | 0.99945 | 6,976,883 | 70.4 |
| **10** | 0.00111 | 110 | 0.00022 | 99,119 | 495,320 | 0.99837 | 6,481,289 | 65.4 |
| **15** | 0.00215 | 213 | 0.00043 | 99,009 | 494,513 | 0.99840 | 5,985,969 | 60.5 |
| **20** | 0.00104 | 103 | 0.00021 | 98,796 | 493,723 | 0.99807 | 5,491,456 | 55.6 |
| **25** | 0.00281 | 277 | 0.00056 | 98,693 | 492,772 | 0.99079 | 4,997,733 | 50.6 |
| **30** | 0.01563 | 1,539 | 0.00315 | 98,416 | 488,231 | 0.98816 | 4,504,962 | 45.8 |
| **35** | 0.00798 | 773 | 0.00160 | 96,877 | 482,452 | 0.98551 | 4,016,731 | 41.5 |
| **40** | 0.02105 | 2,023 | 0.00425 | 96,104 | 475,462 | 0.97891 | 3,534,279 | 36.8 |
| **45** | 0.02114 | 1,989 | 0.00427 | 94,081 | 465,433 | 0.97249 | 3,058,817 | 32.5 |
| **50** | 0.03401 | 3,132 | 0.00692 | 92,092 | 452,630 | 0.95046 | 2,593,383 | 28.2 |
| **55** | 0.06562 | 5,837 | 0.01357 | 88,960 | 430,206 | 0.93784 | 2,140,754 | 24.1 |
| **60** | 0.05845 | 4,859 | 0.01204 | 83,123 | 403,466 | 0.91330 | 1,710,548 | 20.6 |
| **65** | 0.11671 | 9,134 | 0.02479 | 78,264 | 368,484 | 0.89114 | 1,307,082 | 16.7 |
| **70** | 0.09997 | 6,911 | 0.02104 | 69,130 | 328,372 | 0.84649 | 938,598 | 13.6 |
| **75** | 0.21299 | 13,252 | 0.04768 | 62,219 | 277,965 | 0.54449 [c] | 610,226 | 9.8 |
| **80+** | 1.00000 | 48,967 | 0.14737 | 48,967 | 332,261 | - | 332,261 | 6.8 |

**Nota:** *Notes:*

[a] **Daripada umur 0 hingga kumpulan umur 1-4**
*From age of 0 to age group 1-4*

[b] **Daripada umur 0, kumpulan umur 1-4 hingga kumpulan umur 5-9**
*From age of 0, age group 1-4 to age group 5-9*

[c] **Daripada umur 75 hingga 80+**
*From age of 75 to 80+*

[e] **Anggaran**
*Estimates*

**Jadual 5.7.9: Jadual hayat ringkas mengikut jantina dan umur, Perak Tengah, Perak, 2026[e]**

*Table 5.7.9: Abridged life table by sex and age, Perak Tengah, Perak, 2026 [e]*

| **Umur** *Age* | **Kebarangkalian mati di antara umur x dan umur x+n** *Probability of dying between age x and age x+n* | **Bilangan kematian di antara umur x dan umur x+n** *Number of deaths between age x and age x+n* | **Kadar tengah mortaliti di antara umur x dan umur x+n** *Central mortality rate between age x and age x+n* | **Penakat (orang yang masih hidup) pada umur tepat x** *Survivors at exact age x* | **Bilangan orang hidup-tahun di antara umur x dan umur x+n** *Number of person-years lived between age x and age x+n* | **Nisbah ketakatan** *Survival ratio* | **Jumlah bilangan orang hidup-tahun selepas umur tepat x** *Total number of person-years lived after exact age x* | **Jangkaan hayat** *Life expectancy* |
|---|---|---|---|---|---|---|---|---|
| **x** | $_nq_x$ | $_nd_x$ | $_nm_x$ | $l_x$ | $_nL_x$ | $_nS_x$ | $T_x$ | $e_x$ |
| **Lelaki dan Perempuan** *Both sexes* | | | | | | | | |
| **0** | 0.00343 | 343 | 0.00344 | 100,000 | 99,678 | 0.99629 [a] | 7,201,960 | 72.0 |
| **1** | 0.00066 | 65 | 0.00016 | 99,657 | 398,468 | 0.99963 [b] | 7,102,282 | 71.3 |
| **5** | 0.00000 | - | 0.00000 | 99,592 | 497,961 | 0.99932 | 6,703,814 | 67.3 |
| **10** | 0.00135 | 135 | 0.00027 | 99,592 | 497,624 | 0.99606 | 6,205,854 | 62.3 |
| **15** | 0.00653 | 649 | 0.00131 | 99,457 | 495,664 | 0.99403 | 5,708,230 | 57.4 |
| **20** | 0.00542 | 535 | 0.00109 | 98,808 | 492,702 | 0.99546 | 5,212,566 | 52.8 |
| **25** | 0.00366 | 360 | 0.00073 | 98,273 | 490,464 | 0.99514 | 4,719,864 | 48.0 |
| **30** | 0.00607 | 594 | 0.00122 | 97,913 | 488,080 | 0.99242 | 4,229,400 | 43.2 |
| **35** | 0.00911 | 886 | 0.00183 | 97,319 | 484,379 | 0.98746 | 3,741,320 | 38.4 |
| **40** | 0.01600 | 1,543 | 0.00323 | 96,433 | 478,306 | 0.97708 | 3,256,941 | 33.8 |
| **45** | 0.02995 | 2,842 | 0.00608 | 94,890 | 467,346 | 0.96163 | 2,778,635 | 29.3 |
| **50** | 0.04706 | 4,331 | 0.00964 | 92,048 | 449,413 | 0.93496 | 2,311,290 | 25.1 |
| **55** | 0.08391 | 7,361 | 0.01752 | 87,717 | 420,183 | 0.91184 | 1,861,877 | 21.2 |
| **60** | 0.09280 | 7,457 | 0.01946 | 80,356 | 383,138 | 0.88786 | 1,441,694 | 17.9 |
| **65** | 0.13345 | 9,728 | 0.02860 | 72,899 | 340,174 | 0.84214 | 1,058,556 | 14.5 |
| **70** | 0.18603 | 11,752 | 0.04102 | 63,171 | 286,474 | 0.76147 | 718,382 | 11.4 |
| **75** | 0.30303 | 15,582 | 0.07143 | 51,419 | 218,142 | 0.49493 [c] | 431,907 | 8.4 |
| **80+** | 1.00000 | 35,838 | 0.16765 | 35,838 | 213,766 | - | 213,766 | 6.0 |
| **Lelaki** *Male* | | | | | | | | |
| **0** | 0.00678 | 678 | 0.00682 | 100,000 | 99,364 | 0.99330 [a] | 6,875,745 | 68.8 |
| **1** | 0.00000 | - | 0.00000 | 99,322 | 397,288 | 0.99992 [b] | 6,776,381 | 68.2 |
| **5** | 0.00000 | - | 0.00000 | 99,322 | 496,610 | 0.99935 | 6,379,093 | 64.2 |
| **10** | 0.00130 | 129 | 0.00026 | 99,322 | 496,287 | 0.99359 | 5,882,483 | 59.2 |
| **15** | 0.01153 | 1,144 | 0.00232 | 99,193 | 493,105 | 0.99077 | 5,386,195 | 54.3 |
| **20** | 0.00690 | 677 | 0.00139 | 98,049 | 488,552 | 0.99429 | 4,893,091 | 49.9 |
| **25** | 0.00450 | 439 | 0.00090 | 97,372 | 485,764 | 0.99543 | 4,404,538 | 45.2 |
| **30** | 0.00464 | 450 | 0.00093 | 96,934 | 483,543 | 0.99357 | 3,918,774 | 40.4 |
| **35** | 0.00823 | 794 | 0.00165 | 96,484 | 480,432 | 0.98371 | 3,435,232 | 35.6 |
| **40** | 0.02441 | 2,336 | 0.00494 | 95,689 | 472,606 | 0.96452 | 2,954,800 | 30.9 |
| **45** | 0.04683 | 4,372 | 0.00959 | 93,353 | 455,837 | 0.94591 | 2,482,193 | 26.6 |
| **50** | 0.06170 | 5,490 | 0.01273 | 88,981 | 431,182 | 0.92019 | 2,026,356 | 22.8 |
| **55** | 0.09911 | 8,275 | 0.02086 | 83,491 | 396,770 | 0.88340 | 1,595,174 | 19.1 |
| **60** | 0.13602 | 10,231 | 0.02919 | 75,216 | 350,505 | 0.84508 | 1,198,405 | 15.9 |
| **65** | 0.17681 | 11,490 | 0.03879 | 64,986 | 296,203 | 0.79418 | 847,900 | 13.0 |
| **70** | 0.24106 | 12,896 | 0.05482 | 53,496 | 235,239 | 0.71988 | 551,696 | 10.3 |
| **75** | 0.33159 | 13,462 | 0.07950 | 40,600 | 169,343 | 0.46488 [c] | 316,457 | 7.8 |
| **80+** | 1.00000 | 27,137 | 0.18446 | 27,137 | 147,114 | - | 147,114 | 5.4 |
| **Perempuan** *Female* | | | | | | | | |
| **0** | 0.00000 | - | 0.00000 | 100,000 | 100,000 | 0.99933 [a] | 7,565,320 | 75.7 |
| **1** | 0.00136 | 136 | 0.00034 | 100,000 | 399,663 | 0.99931 [b] | 7,465,320 | 74.7 |
| **5** | 0.00000 | - | 0.00000 | 99,864 | 499,319 | 0.99929 | 7,065,657 | 70.8 |
| **10** | 0.00141 | 141 | 0.00028 | 99,864 | 498,966 | 0.99863 | 6,566,338 | 65.8 |
| **15** | 0.00133 | 133 | 0.00027 | 99,723 | 498,282 | 0.99744 | 6,067,372 | 60.8 |
| **20** | 0.00379 | 377 | 0.00076 | 99,590 | 497,007 | 0.99677 | 5,569,089 | 55.9 |
| **25** | 0.00267 | 265 | 0.00053 | 99,213 | 495,403 | 0.99465 | 5,072,082 | 51.1 |
| **30** | 0.00804 | 796 | 0.00161 | 98,948 | 492,753 | 0.99089 | 4,576,679 | 46.3 |
| **35** | 0.01019 | 1,001 | 0.00205 | 98,153 | 488,262 | 0.99165 | 4,083,927 | 41.6 |
| **40** | 0.00649 | 630 | 0.00130 | 97,152 | 484,185 | 0.99092 | 3,595,664 | 37.0 |
| **45** | 0.01169 | 1,128 | 0.00235 | 96,522 | 479,789 | 0.97755 | 3,111,479 | 32.2 |
| **50** | 0.03334 | 3,180 | 0.00678 | 95,394 | 469,018 | 0.94847 | 2,631,690 | 27.6 |
| **55** | 0.07034 | 6,487 | 0.01458 | 92,213 | 444,850 | 0.93794 | 2,162,673 | 23.5 |
| **60** | 0.05315 | 4,557 | 0.01092 | 85,727 | 417,242 | 0.92717 | 1,717,823 | 20.0 |
| **65** | 0.09361 | 7,599 | 0.01964 | 81,170 | 386,854 | 0.88445 | 1,300,581 | 16.0 |
| **70** | 0.13976 | 10,283 | 0.03005 | 73,571 | 342,151 | 0.79534 | 913,727 | 12.4 |
| **75** | 0.28011 | 17,728 | 0.06515 | 63,289 | 272,125 | 0.52391 [c] | 571,577 | 9.0 |
| **80+** | 1.00000 | 45,561 | 0.15215 | 45,561 | 299,452 | - | 299,452 | 6.6 |

**Nota:** *Notes:*

[a] **Daripada umur 0 hingga kumpulan umur 1-4**
*From age of 0 to age group 1-4*

[b] **Daripada umur 0, kumpulan umur 1-4 hingga kumpulan umur 5-9**
*From age of 0, age group 1-4 to age group 5-9*

[c] **Daripada umur 75 hingga 80+**
*From age of 75 to 80+*

[e] **Anggaran**
*Estimates*

**Jadual 5.7.10: Jadual hayat ringkas mengikut jantina dan umur, Kampar, Perak, 2026[e]**

*Table 5.7.10: Abridged life table by sex and age, Kampar, Perak, 2026 [e]*

| **Umur** *Age* | **Kebarangkalian mati di antara umur x dan umur x+n** *Probability of dying between age x and age x+n* | **Bilangan kematian di antara umur x dan umur x+n** *Number of deaths between age x and age x+n* | **Kadar tengah mortaliti di antara umur x dan umur x+n** *Central mortality rate between age x and age x+n* | **Penakat (orang yang masih hidup) pada umur tepat x** *Survivors at exact age x* | **Bilangan orang hidup-tahun di antara umur x dan umur x+n** *Number of person-years lived between age x and age x+n* | **Nisbah ketakatan** *Survival ratio* | **Jumlah bilangan orang hidup-tahun selepas umur tepat x** *Total number of person-years lived after exact age x* | **Jangkaan hayat** *Life expectancy* |
|---|---|---|---|---|---|---|---|---|
| **x** | $_nq_x$ | $_nd_x$ | $_nm_x$ | $l_x$ | $_nL_x$ | $_nS_x$ | $T_x$ | $e_x$ |
| **Lelaki dan Perempuan** *Both sexes* | | | | | | | | |
| **0** | 0.00373 | 373 | 0.00375 | 100,000 | 99,649 | 0.99522 [a] | 7,412,708 | 74.1 |
| **1** | 0.00220 | 219 | 0.00055 | 99,627 | 397,962 | 0.99884 [b] | 7,313,059 | 73.4 |
| **5** | 0.00000 | - | 0.00000 | 99,407 | 497,036 | 1.00000 | 6,915,097 | 69.6 |
| **10** | 0.00000 | - | 0.00000 | 99,407 | 497,036 | 0.99821 | 6,418,061 | 64.6 |
| **15** | 0.00357 | 355 | 0.00072 | 99,407 | 496,148 | 0.99690 | 5,921,025 | 59.6 |
| **20** | 0.00262 | 259 | 0.00052 | 99,052 | 494,612 | 0.99734 | 5,424,877 | 54.8 |
| **25** | 0.00269 | 266 | 0.00054 | 98,793 | 493,298 | 0.99508 | 4,930,266 | 49.9 |
| **30** | 0.00715 | 704 | 0.00143 | 98,527 | 490,872 | 0.99230 | 4,436,967 | 45.0 |
| **35** | 0.00825 | 807 | 0.00166 | 97,822 | 487,093 | 0.98614 | 3,946,095 | 40.3 |
| **40** | 0.01952 | 1,894 | 0.00394 | 97,015 | 480,341 | 0.97654 | 3,459,002 | 35.7 |
| **45** | 0.02747 | 2,613 | 0.00557 | 95,121 | 469,073 | 0.96558 | 2,978,662 | 31.3 |
| **50** | 0.04157 | 3,846 | 0.00849 | 92,508 | 452,926 | 0.94712 | 2,509,589 | 27.1 |
| **55** | 0.06467 | 5,734 | 0.01337 | 88,662 | 428,977 | 0.92963 | 2,056,663 | 23.2 |
| **60** | 0.07646 | 6,341 | 0.01590 | 82,929 | 398,791 | 0.91732 | 1,627,685 | 19.6 |
| **65** | 0.08941 | 6,848 | 0.01872 | 76,588 | 365,819 | 0.88373 | 1,228,894 | 16.0 |
| **70** | 0.14577 | 10,166 | 0.03145 | 69,740 | 323,284 | 0.79828 | 863,075 | 12.4 |
| **75** | 0.26722 | 15,919 | 0.06169 | 59,574 | 258,071 | 0.52191 [c] | 539,791 | 9.1 |
| **80+** | 1.00000 | 43,654 | 0.15496 | 43,654 | 281,720 | - | 281,720 | 6.5 |
| **Lelaki** *Male* | | | | | | | | |
| **0** | 0.00510 | 510 | 0.00513 | 100,000 | 99,519 | 0.99496 [a] | 7,070,762 | 70.7 |
| **1** | 0.00000 | - | 0.00000 | 99,490 | 397,959 | 0.99994 [b] | 6,971,243 | 70.1 |
| **5** | 0.00000 | - | 0.00000 | 99,490 | 497,449 | 1.00000 | 6,573,284 | 66.1 |
| **10** | 0.00000 | - | 0.00000 | 99,490 | 497,449 | 0.99675 | 6,075,835 | 61.1 |
| **15** | 0.00650 | 647 | 0.00130 | 99,490 | 495,832 | 0.99441 | 5,578,386 | 56.1 |
| **20** | 0.00468 | 462 | 0.00094 | 98,843 | 493,058 | 0.99666 | 5,082,554 | 51.4 |
| **25** | 0.00199 | 196 | 0.00040 | 98,380 | 491,412 | 0.99458 | 4,589,496 | 46.7 |
| **30** | 0.00886 | 870 | 0.00178 | 98,184 | 488,747 | 0.98916 | 4,098,084 | 41.7 |
| **35** | 0.01284 | 1,249 | 0.00258 | 97,314 | 483,449 | 0.97890 | 3,609,337 | 37.1 |
| **40** | 0.02948 | 2,832 | 0.00598 | 96,065 | 473,246 | 0.96732 | 3,125,889 | 32.5 |
| **45** | 0.03598 | 3,355 | 0.00733 | 93,233 | 457,779 | 0.95236 | 2,652,642 | 28.5 |
| **50** | 0.05972 | 5,368 | 0.01231 | 89,878 | 435,973 | 0.92436 | 2,194,863 | 24.4 |
| **55** | 0.09257 | 7,823 | 0.01941 | 84,511 | 402,995 | 0.90035 | 1,758,891 | 20.8 |
| **60** | 0.10745 | 8,240 | 0.02271 | 76,687 | 362,836 | 0.88423 | 1,355,896 | 17.7 |
| **65** | 0.12509 | 8,562 | 0.02669 | 68,447 | 320,829 | 0.85584 | 993,060 | 14.5 |
| **70** | 0.16594 | 9,937 | 0.03619 | 59,885 | 274,580 | 0.75460 | 672,230 | 11.2 |
| **75** | 0.34067 | 17,015 | 0.08212 | 49,947 | 207,198 | 0.47895 [c] | 397,650 | 8.0 |
| **80+** | 1.00000 | 32,932 | 0.17291 | 32,932 | 190,453 | - | 190,453 | 5.8 |
| **Perempuan** *Female* | | | | | | | | |
| **0** | 0.00243 | 243 | 0.00244 | 100,000 | 99,771 | 0.99539 [a] | 7,809,452 | 78.1 |
| **1** | 0.00447 | 446 | 0.00112 | 99,757 | 397,923 | 0.99772 [b] | 7,709,681 | 77.3 |
| **5** | 0.00000 | - | 0.00000 | 99,311 | 496,557 | 1.00000 | 7,311,758 | 73.6 |
| **10** | 0.00000 | - | 0.00000 | 99,311 | 496,557 | 1.00000 | 6,815,201 | 68.6 |
| **15** | 0.00000 | - | 0.00000 | 99,311 | 496,557 | 1.00000 | 6,318,644 | 63.6 |
| **20** | 0.00000 | - | 0.00000 | 99,311 | 496,557 | 0.99829 | 5,822,087 | 58.6 |
| **25** | 0.00342 | 339 | 0.00068 | 99,311 | 495,709 | 0.99572 | 5,325,530 | 53.6 |
| **30** | 0.00516 | 510 | 0.00103 | 98,972 | 493,585 | 0.99572 | 4,829,821 | 48.8 |
| **35** | 0.00340 | 335 | 0.00068 | 98,462 | 491,473 | 0.99390 | 4,336,236 | 44.0 |
| **40** | 0.00881 | 864 | 0.00177 | 98,127 | 488,476 | 0.98629 | 3,844,763 | 39.2 |
| **45** | 0.01865 | 1,814 | 0.00377 | 97,263 | 481,780 | 0.97796 | 3,356,288 | 34.5 |
| **50** | 0.02549 | 2,433 | 0.00516 | 95,449 | 471,164 | 0.96775 | 2,874,507 | 30.1 |
| **55** | 0.03918 | 3,645 | 0.00799 | 93,017 | 455,971 | 0.95668 | 2,403,344 | 25.8 |
| **60** | 0.04762 | 4,256 | 0.00976 | 89,372 | 436,220 | 0.94916 | 1,947,373 | 21.8 |
| **65** | 0.05422 | 4,615 | 0.01115 | 85,116 | 414,044 | 0.91018 | 1,511,153 | 17.8 |
| **70** | 0.12746 | 10,261 | 0.02723 | 80,501 | 376,855 | 0.83749 | 1,097,109 | 13.6 |
| **75** | 0.20268 | 14,236 | 0.04511 | 70,241 | 315,611 | 0.56181 [c] | 720,255 | 10.3 |
| **80+** | 1.00000 | 56,004 | 0.13840 | 56,004 | 404,643 | - | 404,643 | 7.2 |

**Nota:** *Notes:*

[a] **Daripada umur 0 hingga kumpulan umur 1-4**
*From age of 0 to age group 1-4*

[b] **Daripada umur 0, kumpulan umur 1-4 hingga kumpulan umur 5-9**
*From age of 0, age group 1-4 to age group 5-9*

[c] **Daripada umur 75 hingga 80+**
*From age of 75 to 80+*

[e] **Anggaran**
*Estimates*

**Jadual 5.7.11: Jadual hayat ringkas mengikut jantina dan umur, Muallim, Perak, 2026[e]**

*Table 5.7.11: Abridged life table by sex and age, Muallim, Perak, 2026 [e]*

| Umur *Age* | Kebarangkalian mati di antara umur x dan umur x+n *Probability of dying between age x and age x+n* | Bilangan kematian di antara umur x dan umur x+n *Number of deaths between age x and age x+n* | Kadar tengah mortaliti di antara umur x dan umur x+n *Central mortality rate between age x and age x+n* | Penakat (orang yang masih hidup) pada umur tepat x *Survivors at exact age x* | Bilangan orang hidup-tahun di antara umur x dan umur x+n *Number of person-years lived between age x and age x+n* | Nisbah ketakatan *Survival ratio* | Jumlah bilangan orang hidup-tahun selepas umur tepat x *Total number of person-years lived after exact age x* | Jangkaan hayat *Life expectancy* |
|---|---|---|---|---|---|---|---|---|
| x | $_nq_x$ | $_nd_x$ | $_nm_x$ | $l_x$ | $_nL_x$ | $_nS_x$ | $T_x$ | $e_x$ |
| **Lelaki dan Perempuan** *Both sexes* | | | | | | | | |
| **0** | 0.00557 | 557 | 0.00560 | 100,000 | 99,480 | 0.99393 [a] | 7,568,702 | 75.7 |
| **1** | 0.00115 | 115 | 0.00029 | 99,443 | 397,487 | 0.99934 [b] | 7,469,222 | 75.1 |
| **5** | 0.00000 | - | 0.00000 | 99,328 | 496,641 | 0.99899 | 7,071,735 | 71.2 |
| **10** | 0.00201 | 200 | 0.00040 | 99,328 | 496,141 | 0.99799 | 6,575,094 | 66.2 |
| **15** | 0.00200 | 198 | 0.00040 | 99,128 | 495,146 | 0.99855 | 6,078,953 | 61.3 |
| **20** | 0.00090 | 89 | 0.00018 | 98,930 | 494,427 | 0.99893 | 5,583,807 | 56.4 |
| **25** | 0.00124 | 122 | 0.00025 | 98,841 | 493,898 | 0.99788 | 5,089,379 | 51.5 |
| **30** | 0.00300 | 296 | 0.00060 | 98,718 | 492,851 | 0.99651 | 4,595,482 | 46.6 |
| **35** | 0.00399 | 393 | 0.00080 | 98,422 | 491,129 | 0.98841 | 4,102,631 | 41.7 |
| **40** | 0.01922 | 1,884 | 0.00388 | 98,030 | 485,437 | 0.98279 | 3,611,502 | 36.8 |
| **45** | 0.01516 | 1,457 | 0.00305 | 96,145 | 477,083 | 0.97979 | 3,126,065 | 32.5 |
| **50** | 0.02534 | 2,400 | 0.00513 | 94,688 | 467,440 | 0.95922 | 2,648,982 | 28.0 |
| **55** | 0.05661 | 5,225 | 0.01165 | 92,288 | 448,379 | 0.92949 | 2,181,541 | 23.6 |
| **60** | 0.08524 | 7,421 | 0.01781 | 87,064 | 416,765 | 0.90881 | 1,733,162 | 19.9 |
| **65** | 0.09769 | 7,780 | 0.02054 | 79,642 | 378,761 | 0.87833 | 1,316,397 | 16.5 |
| **70** | 0.14824 | 10,653 | 0.03202 | 71,862 | 332,678 | 0.82628 | 937,636 | 13.0 |
| **75** | 0.20364 | 12,465 | 0.04535 | 61,209 | 274,884 | 0.54561 [c] | 604,958 | 9.9 |
| **80+** | 1.00000 | 48,744 | 0.14768 | 48,744 | 330,074 | - | 330,074 | 6.8 |
| **Lelaki** *Male* | | | | | | | | |
| **0** | 0.00529 | 529 | 0.00532 | 100,000 | 99,501 | 0.99373 [a] | 7,287,220 | 72.9 |
| **1** | 0.00222 | 221 | 0.00056 | 99,471 | 397,362 | 0.99877 [b] | 7,187,718 | 72.3 |
| **5** | 0.00000 | - | 0.00000 | 99,250 | 496,250 | 0.99804 | 6,790,357 | 68.4 |
| **10** | 0.00391 | 388 | 0.00078 | 99,250 | 495,279 | 0.99804 | 6,294,106 | 63.4 |
| **15** | 0.00000 | - | 0.00000 | 98,862 | 494,308 | 1.00000 | 5,798,827 | 58.7 |
| **20** | 0.00000 | - | 0.00000 | 98,862 | 494,308 | 0.99877 | 5,304,518 | 53.7 |
| **25** | 0.00247 | 244 | 0.00049 | 98,862 | 493,699 | 0.99686 | 4,810,210 | 48.7 |
| **30** | 0.00381 | 376 | 0.00076 | 98,618 | 492,150 | 0.99527 | 4,316,512 | 43.8 |
| **35** | 0.00565 | 555 | 0.00113 | 98,242 | 489,823 | 0.98383 | 3,824,362 | 38.9 |
| **40** | 0.02674 | 2,612 | 0.00542 | 97,687 | 481,904 | 0.97342 | 3,334,539 | 34.1 |
| **45** | 0.02641 | 2,511 | 0.00535 | 95,075 | 469,096 | 0.97011 | 2,852,635 | 30.0 |
| **50** | 0.03347 | 3,098 | 0.00681 | 92,564 | 455,073 | 0.93483 | 2,383,538 | 25.8 |
| **55** | 0.09796 | 8,764 | 0.02060 | 89,466 | 425,418 | 0.90392 | 1,928,465 | 21.6 |
| **60** | 0.09399 | 7,585 | 0.01973 | 80,702 | 384,545 | 0.88925 | 1,503,047 | 18.6 |
| **65** | 0.12925 | 9,450 | 0.02764 | 73,116 | 341,956 | 0.85961 | 1,118,503 | 15.3 |
| **70** | 0.15320 | 9,753 | 0.03318 | 63,666 | 293,947 | 0.79783 | 776,547 | 12.2 |
| **75** | 0.26001 | 14,018 | 0.05977 | 53,913 | 234,518 | 0.51405 [c] | 482,600 | 9.0 |
| **80+** | 1.00000 | 39,895 | 0.16081 | 39,895 | 248,081 | - | 248,081 | 6.2 |
| **Perempuan** *Female* | | | | | | | | |
| **0** | 0.00588 | 588 | 0.00591 | 100,000 | 99,452 | 0.99420 [a] | 7,879,492 | 78.8 |
| **1** | 0.00000 | - | 0.00000 | 99,412 | 397,647 | 0.99992 [b] | 7,780,040 | 78.3 |
| **5** | 0.00000 | - | 0.00000 | 99,412 | 497,059 | 1.00000 | 7,382,393 | 74.3 |
| **10** | 0.00000 | - | 0.00000 | 99,412 | 497,059 | 0.99796 | 6,885,334 | 69.3 |
| **15** | 0.00408 | 406 | 0.00082 | 99,412 | 496,044 | 0.99693 | 6,388,275 | 64.3 |
| **20** | 0.00205 | 203 | 0.00041 | 99,006 | 494,521 | 0.99877 | 5,892,232 | 59.5 |
| **25** | 0.00041 | 41 | 0.00008 | 98,803 | 493,912 | 0.99865 | 5,397,710 | 54.6 |
| **30** | 0.00228 | 225 | 0.00046 | 98,762 | 493,247 | 0.99780 | 4,903,798 | 49.7 |
| **35** | 0.00212 | 209 | 0.00042 | 98,537 | 492,163 | 0.99357 | 4,410,551 | 44.8 |
| **40** | 0.01076 | 1,058 | 0.00216 | 98,328 | 488,998 | 0.99316 | 3,918,388 | 39.9 |
| **45** | 0.00288 | 280 | 0.00058 | 97,271 | 485,653 | 0.98975 | 3,429,390 | 35.3 |
| **50** | 0.01764 | 1,711 | 0.00356 | 96,991 | 480,676 | 0.98316 | 2,943,737 | 30.4 |
| **55** | 0.01603 | 1,527 | 0.00323 | 95,280 | 472,582 | 0.95356 | 2,463,061 | 25.9 |
| **60** | 0.07735 | 7,252 | 0.01609 | 93,753 | 450,636 | 0.92451 | 1,990,478 | 21.2 |
| **65** | 0.07348 | 6,356 | 0.01526 | 86,501 | 416,618 | 0.89260 | 1,539,842 | 17.8 |
| **70** | 0.14401 | 11,542 | 0.03104 | 80,146 | 371,873 | 0.85537 | 1,123,225 | 14.0 |
| **75** | 0.14535 | 9,971 | 0.03135 | 68,604 | 318,089 | 0.57664 [c] | 751,352 | 11.0 |
| **80+** | 1.00000 | 58,632 | 0.13533 | 58,632 | 433,262 | - | 433,262 | 7.4 |

**Nota:** *Notes:*

[a] **Daripada umur 0 hingga kumpulan umur 1-4**
*From age of 0 to age group 1-4*

[b] **Daripada umur 0, kumpulan umur 1-4 hingga kumpulan umur 5-9**
*From age of 0, age group 1-4 to age group 5-9*

[c] **Daripada umur 75 hingga 80+**
*From age of 75 to 80+*

[e] **Anggaran**
*Estimates*

**Jadual 5.7.12: Jadual hayat ringkas mengikut jantina dan umur, Bagan Datuk, Perak, 2026[e]**

*Table 5.7.12: Abridged life table by sex and age, Bagan Datuk, Perak, 2026 [e]*

| **Umur** *Age* | **Kebarangkalian mati di antara umur x dan umur x+n** *Probability of dying between age x and age x+n* | **Bilangan kematian di antara umur x dan umur x+n** *Number of deaths between age x and age x+n* | **Kadar tengah mortaliti di antara umur x dan umur x+n** *Central mortality rate between age x and age x+n* | **Penakat (orang yang masih hidup) pada umur tepat x** *Survivors at exact age x* | **Bilangan orang hidup-tahun di antara umur x dan umur x+n** *Number of person-years lived between age x and age x+n* | **Nisbah ketakatan** *Survival ratio* | **Jumlah bilangan orang hidup-tahun selepas umur tepat x** *Total number of person-years lived after exact age x* | **Jangkaan hayat** *Life expectancy* |
|---|---|---|---|---|---|---|---|---|
| **x** | $_nq_x$ | $_nd_x$ | $_nm_x$ | $l_x$ | $_nL_x$ | $_nS_x$ | $T_x$ | $e_x$ |
| **Lelaki dan Perempuan** *Both sexes* | | | | | | | | |
| **0** | 0.00321 | 321 | 0.00322 | 100,000 | 99,698 | 0.99614 [a] | 7,533,027 | 75.3 |
| **1** | 0.00140 | 139 | 0.00035 | 99,679 | 398,370 | 0.99926 [b] | 7,433,329 | 74.6 |
| **5** | 0.00000 | - | 0.00000 | 99,540 | 497,698 | 1.00000 | 7,034,959 | 70.7 |
| **10** | 0.00000 | - | 0.00000 | 99,540 | 497,698 | 0.99839 | 6,537,261 | 65.7 |
| **15** | 0.00322 | 320 | 0.00064 | 99,540 | 496,897 | 0.99781 | 6,039,563 | 60.7 |
| **20** | 0.00117 | 116 | 0.00023 | 99,219 | 495,808 | 0.99732 | 5,542,666 | 55.9 |
| **25** | 0.00419 | 415 | 0.00084 | 99,104 | 494,480 | 0.99600 | 5,046,858 | 50.9 |
| **30** | 0.00380 | 375 | 0.00076 | 98,688 | 492,504 | 0.99292 | 4,552,378 | 46.1 |
| **35** | 0.01038 | 1,020 | 0.00209 | 98,313 | 489,014 | 0.98793 | 4,059,874 | 41.3 |
| **40** | 0.01379 | 1,342 | 0.00278 | 97,293 | 483,110 | 0.98675 | 3,570,860 | 36.7 |
| **45** | 0.01270 | 1,219 | 0.00256 | 95,951 | 476,709 | 0.98206 | 3,087,750 | 32.2 |
| **50** | 0.02324 | 2,202 | 0.00470 | 94,732 | 468,158 | 0.96613 | 2,611,041 | 27.6 |
| **55** | 0.04476 | 4,141 | 0.00916 | 92,531 | 452,300 | 0.94136 | 2,142,883 | 23.2 |
| **60** | 0.07318 | 6,468 | 0.01519 | 88,389 | 425,776 | 0.91043 | 1,690,583 | 19.1 |
| **65** | 0.10724 | 8,785 | 0.02266 | 81,921 | 387,641 | 0.87391 | 1,264,806 | 15.4 |
| **70** | 0.14720 | 10,766 | 0.03178 | 73,136 | 338,763 | 0.77712 | 877,165 | 12.0 |
| **75** | 0.31161 | 19,435 | 0.07383 | 62,370 | 263,261 | 0.51103 [c] | 538,402 | 8.6 |
| **80+** | 1.00000 | 42,934 | 0.15605 | 42,934 | 275,141 | - | 275,141 | 6.4 |
| **Lelaki** *Male* | | | | | | | | |
| **0** | 0.00643 | 643 | 0.00647 | 100,000 | 99,396 | 0.99235 [a] | 7,175,426 | 71.8 |
| **1** | 0.00276 | 274 | 0.00069 | 99,357 | 396,779 | 0.99847 [b] | 7,076,030 | 71.2 |
| **5** | 0.00000 | - | 0.00000 | 99,083 | 495,413 | 1.00000 | 6,679,251 | 67.4 |
| **10** | 0.00000 | - | 0.00000 | 99,083 | 495,413 | 0.99771 | 6,183,838 | 62.4 |
| **15** | 0.00457 | 453 | 0.00092 | 99,083 | 494,280 | 0.99668 | 5,688,425 | 57.4 |
| **20** | 0.00206 | 203 | 0.00041 | 98,629 | 492,639 | 0.99634 | 5,194,144 | 52.7 |
| **25** | 0.00527 | 518 | 0.00106 | 98,426 | 490,834 | 0.99506 | 4,701,506 | 47.8 |
| **30** | 0.00460 | 451 | 0.00092 | 97,908 | 488,412 | 0.99149 | 4,210,671 | 43.0 |
| **35** | 0.01244 | 1,213 | 0.00250 | 97,457 | 484,253 | 0.98471 | 3,722,260 | 38.2 |
| **40** | 0.01818 | 1,750 | 0.00367 | 96,244 | 476,847 | 0.98422 | 3,238,007 | 33.6 |
| **45** | 0.01334 | 1,261 | 0.00269 | 94,495 | 469,321 | 0.97094 | 2,761,160 | 29.2 |
| **50** | 0.04499 | 4,195 | 0.00921 | 93,234 | 455,681 | 0.94630 | 2,291,839 | 24.6 |
| **55** | 0.06282 | 5,594 | 0.01297 | 89,039 | 431,210 | 0.91791 | 1,836,158 | 20.6 |
| **60** | 0.10266 | 8,566 | 0.02164 | 83,445 | 395,811 | 0.86972 | 1,404,948 | 16.8 |
| **65** | 0.16106 | 12,060 | 0.03503 | 74,879 | 344,244 | 0.81733 | 1,009,137 | 13.5 |
| **70** | 0.20843 | 13,093 | 0.04654 | 62,819 | 281,360 | 0.72270 | 664,893 | 10.6 |
| **75** | 0.36431 | 18,116 | 0.08909 | 49,725 | 203,338 | 0.46983 [c] | 383,533 | 7.7 |
| **80+** | 1.00000 | 31,610 | 0.17542 | 31,610 | 180,195 | - | 180,195 | 5.7 |
| **Perempuan** *Female* | | | | | | | | |
| **0** | 0.00000 | - | 0.00000 | 100,000 | 100,000 | 1.00000 [a] | 7,917,031 | 79.2 |
| **1** | 0.00000 | - | 0.00000 | 100,000 | 400,000 | 1.00000 [b] | 7,817,031 | 78.2 |
| **5** | 0.00000 | - | 0.00000 | 100,000 | 500,000 | 1.00000 | 7,417,031 | 74.2 |
| **10** | 0.00000 | - | 0.00000 | 100,000 | 500,000 | 0.99915 | 6,917,031 | 69.2 |
| **15** | 0.00170 | 170 | 0.00034 | 100,000 | 499,574 | 0.99915 | 6,417,031 | 64.2 |
| **20** | 0.00000 | - | 0.00000 | 99,830 | 499,149 | 0.99885 | 5,917,457 | 59.3 |
| **25** | 0.00231 | 230 | 0.00046 | 99,830 | 498,573 | 0.99783 | 5,418,308 | 54.3 |
| **30** | 0.00204 | 203 | 0.00041 | 99,600 | 497,491 | 0.99564 | 4,919,735 | 49.4 |
| **35** | 0.00668 | 664 | 0.00134 | 99,397 | 495,323 | 0.99329 | 4,422,244 | 44.5 |
| **40** | 0.00674 | 665 | 0.00135 | 98,733 | 492,001 | 0.99081 | 3,926,921 | 39.8 |
| **45** | 0.01166 | 1,144 | 0.00235 | 98,068 | 487,478 | 0.98792 | 3,434,920 | 35.0 |
| **50** | 0.01250 | 1,211 | 0.00252 | 96,924 | 481,589 | 0.98009 | 2,947,443 | 30.4 |
| **55** | 0.02741 | 2,624 | 0.00556 | 95,712 | 472,002 | 0.96318 | 2,465,853 | 25.8 |
| **60** | 0.04649 | 4,327 | 0.00952 | 93,089 | 454,624 | 0.94727 | 1,993,851 | 21.4 |
| **65** | 0.05928 | 5,262 | 0.01222 | 88,761 | 430,651 | 0.91992 | 1,539,227 | 17.3 |
| **70** | 0.10218 | 8,532 | 0.02154 | 83,499 | 396,166 | 0.81704 | 1,108,576 | 13.3 |
| **75** | 0.27293 | 20,461 | 0.06321 | 74,967 | 323,685 | 0.54565 [c] | 712,410 | 9.5 |
| **80+** | 1.00000 | 54,507 | 0.14022 | 54,507 | 388,725 | - | 388,725 | 7.1 |

**Nota:** *Notes:*

[a] **Daripada umur 0 hingga kumpulan umur 1-4**
*From age of 0 to age group 1-4*

[b] **Daripada umur 0, kumpulan umur 1-4 hingga kumpulan umur 5-9**
*From age of 0, age group 1-4 to age group 5-9*

[c] **Daripada umur 75 hingga 80+**
*From age of 75 to 80+*

[e] **Anggaran**
*Estimates*

**Jadual 5.7.13: Jadual hayat ringkas mengikut jantina dan umur, Selama, Perak, 2026[e]**

*Table 5.7.13: Abridged life table by sex and age, Selama, Perak, 2026 [e]*

| **Umur** *Age* | **Kebarangkalian mati di antara umur x dan umur x+n** *Probability of dying between age x and age x+n* | **Bilangan kematian di antara umur x dan umur x+n** *Number of deaths between age x and age x+n* | **Kadar tengah mortaliti di antara umur x dan umur x+n** *Central mortality rate between age x and age x+n* | **Penakat (orang yang masih hidup) pada umur tepat x** *Survivors at exact age x* | **Bilangan orang hidup-tahun di antara umur x dan umur x+n** *Number of person-years lived between age x and age x+n* | **Nisbah ketakatan** *Survival ratio* | **Jumlah bilangan orang hidup-tahun selepas umur tepat x** *Total number of person-years lived after exact age x* | **Jangkaan hayat** *Life expectancy* |
|---|---|---|---|---|---|---|---|---|
| **x** | $_nq_x$ | $_nd_x$ | $_nm_x$ | $l_x$ | $_nL_x$ | $_nS_x$ | $T_x$ | $e_x$ |
| **Lelaki dan Perempuan** *Both sexes* | | | | | | | | |
| **0** | 0.01152 | 1,152 | 0.01165 | 100,000 | 98,945 | 0.98781 [a] | 6,826,187 | 68.3 |
| **1** | 0.00175 | 173 | 0.00044 | 98,848 | 394,960 | 0.99893 [b] | 6,727,242 | 68.1 |
| **5** | 0.00000 | - | 0.00000 | 98,675 | 493,375 | 1.00000 | 6,332,282 | 64.2 |
| **10** | 0.00000 | - | 0.00000 | 98,675 | 493,375 | 0.99581 | 5,838,908 | 59.2 |
| **15** | 0.00839 | 828 | 0.00168 | 98,675 | 491,305 | 0.99579 | 5,345,533 | 54.2 |
| **20** | 0.00000 | - | 0.00000 | 97,847 | 489,236 | 0.99470 | 4,854,227 | 49.6 |
| **25** | 0.01060 | 1,038 | 0.00213 | 97,847 | 486,642 | 0.98383 | 4,364,991 | 44.6 |
| **30** | 0.02180 | 2,110 | 0.00441 | 96,810 | 478,773 | 0.98038 | 3,878,349 | 40.1 |
| **35** | 0.01739 | 1,647 | 0.00351 | 94,700 | 469,381 | 0.97145 | 3,399,576 | 35.9 |
| **40** | 0.03990 | 3,712 | 0.00814 | 93,053 | 455,982 | 0.96275 | 2,930,195 | 31.5 |
| **45** | 0.03449 | 3,082 | 0.00702 | 89,340 | 438,997 | 0.95620 | 2,474,212 | 27.7 |
| **50** | 0.05344 | 4,610 | 0.01098 | 86,259 | 419,768 | 0.93117 | 2,035,215 | 23.6 |
| **55** | 0.08509 | 6,948 | 0.01778 | 81,649 | 390,874 | 0.89708 | 1,615,447 | 19.8 |
| **60** | 0.12241 | 9,144 | 0.02608 | 74,701 | 350,645 | 0.85871 | 1,224,573 | 16.4 |
| **65** | 0.16281 | 10,673 | 0.03545 | 65,557 | 301,102 | 0.78908 | 873,929 | 13.3 |
| **70** | 0.26838 | 14,730 | 0.06199 | 54,884 | 237,594 | 0.72953 | 572,827 | 10.4 |
| **75** | 0.27334 | 10,976 | 0.06332 | 40,154 | 173,331 | 0.48295 [c] | 335,233 | 8.3 |
| **80+** | 1.00000 | 29,178 | 0.18022 | 29,178 | 161,901 | - | 161,901 | 5.5 |
| **Lelaki** *Male* | | | | | | | | |
| **0** | 0.01294 | 1,294 | 0.01310 | 100,000 | 98,809 | 0.98726 [a] | 6,463,934 | 64.6 |
| **1** | 0.00000 | - | 0.00000 | 98,706 | 394,822 | 0.99979 [b] | 6,365,125 | 64.5 |
| **5** | 0.00000 | - | 0.00000 | 98,706 | 493,528 | 1.00000 | 5,970,303 | 60.5 |
| **10** | 0.00000 | - | 0.00000 | 98,706 | 493,528 | 0.99327 | 5,476,776 | 55.5 |
| **15** | 0.01346 | 1,328 | 0.00271 | 98,706 | 490,206 | 0.99322 | 4,983,248 | 50.5 |
| **20** | 0.00000 | - | 0.00000 | 97,377 | 486,885 | 0.99160 | 4,493,042 | 46.1 |
| **25** | 0.01681 | 1,637 | 0.00339 | 97,377 | 482,794 | 0.97704 | 4,006,157 | 41.1 |
| **30** | 0.02922 | 2,797 | 0.00593 | 95,740 | 471,709 | 0.97735 | 3,523,363 | 36.8 |
| **35** | 0.01589 | 1,476 | 0.00320 | 92,943 | 461,024 | 0.95952 | 3,051,654 | 32.8 |
| **40** | 0.06547 | 5,989 | 0.01354 | 91,467 | 442,361 | 0.94590 | 2,590,630 | 28.3 |
| **45** | 0.04193 | 3,584 | 0.00857 | 85,478 | 418,430 | 0.94861 | 2,148,269 | 25.1 |
| **50** | 0.06127 | 5,018 | 0.01264 | 81,894 | 396,925 | 0.91627 | 1,729,839 | 21.1 |
| **55** | 0.10766 | 8,276 | 0.02276 | 76,876 | 363,689 | 0.86878 | 1,332,914 | 17.3 |
| **60** | 0.15762 | 10,813 | 0.03422 | 68,600 | 315,968 | 0.80644 | 969,225 | 14.1 |
| **65** | 0.23622 | 13,651 | 0.05357 | 57,787 | 254,810 | 0.72917 | 653,257 | 11.3 |
| **70** | 0.31614 | 13,953 | 0.07510 | 44,137 | 185,800 | 0.65605 | 398,447 | 9.0 |
| **75** | 0.38462 | 11,609 | 0.09524 | 30,183 | 121,894 | 0.42678 [c] | 212,647 | 7.0 |
| **80+** | 1.00000 | 18,574 | 0.20467 | 18,574 | 90,752 | - | 90,752 | 4.9 |
| **Perempuan** *Female* | | | | | | | | |
| **0** | 0.01005 | 1,005 | 0.01014 | 100,000 | 99,076 | 0.98828 [a] | 7,259,531 | 72.6 |
| **1** | 0.00371 | 368 | 0.00093 | 98,995 | 395,064 | 0.99797 [b] | 7,160,456 | 72.3 |
| **5** | 0.00000 | - | 0.00000 | 98,627 | 493,137 | 1.00000 | 6,765,392 | 68.6 |
| **10** | 0.00000 | - | 0.00000 | 98,627 | 493,137 | 0.99833 | 6,272,255 | 63.6 |
| **15** | 0.00335 | 330 | 0.00067 | 98,627 | 492,312 | 0.99832 | 5,779,119 | 58.6 |
| **20** | 0.00000 | - | 0.00000 | 98,297 | 491,487 | 0.99814 | 5,286,807 | 53.8 |
| **25** | 0.00373 | 366 | 0.00075 | 98,297 | 490,571 | 0.99165 | 4,795,321 | 48.8 |
| **30** | 0.01299 | 1,272 | 0.00262 | 97,931 | 486,474 | 0.98392 | 4,304,750 | 44.0 |
| **35** | 0.01921 | 1,857 | 0.00388 | 96,659 | 478,650 | 0.98527 | 3,818,276 | 39.5 |
| **40** | 0.01015 | 962 | 0.00204 | 94,802 | 471,602 | 0.98153 | 3,339,626 | 35.2 |
| **45** | 0.02687 | 2,521 | 0.00545 | 93,839 | 462,892 | 0.96366 | 2,868,024 | 30.6 |
| **50** | 0.04608 | 4,208 | 0.00943 | 91,318 | 446,069 | 0.94421 | 2,405,132 | 26.3 |
| **55** | 0.06596 | 5,745 | 0.01364 | 87,110 | 421,185 | 0.92103 | 1,959,063 | 22.5 |
| **60** | 0.09291 | 7,560 | 0.01949 | 81,364 | 387,923 | 0.90500 | 1,537,878 | 18.9 |
| **65** | 0.09730 | 7,181 | 0.02045 | 73,805 | 351,071 | 0.84143 | 1,149,955 | 15.6 |
| **70** | 0.22644 | 15,086 | 0.05107 | 66,624 | 295,403 | 0.79377 | 798,884 | 12.0 |
| **75** | 0.18009 | 9,282 | 0.03958 | 51,537 | 234,482 | 0.53428 [c] | 503,481 | 9.8 |
| **80+** | 1.00000 | 42,256 | 0.15708 | 42,256 | 268,999 | - | 268,999 | 6.4 |

**Nota:** *Notes:*

[a] **Daripada umur 0 hingga kumpulan umur 1-4**
*From age of 0 to age group 1-4*

[b] **Daripada umur 0, kumpulan umur 1-4 hingga kumpulan umur 5-9**
*From age of 0, age group 1-4 to age group 5-9*

[c] **Daripada umur 75 hingga 80+**
*From age of 75 to 80+*

[e] **Anggaran**
*Estimates*

# NEGERI & DAERAH PENTADBIRAN

## *STATE & ADMINISTRATIVE DISTRICT*

# PERLIS

# 2026e

**Muka surat ini sengaja dibiarkan kosong**

*This page is deliberately left blank*

**Jadual 5.8: Jadual hayat ringkas mengikut jantina dan umur, Perlis, 2026[e]**

*Table 5.8: Abridged life table by sex and age, Perlis, 2026 [e]*

| **Umur** *Age* | **Kebarangkalian mati di antara umur x dan umur x+n** *Probability of dying between age x and age x+n* | **Bilangan kematian di antara umur x dan umur x+n** *Number of deaths between age x and age x+n* | **Kadar tengah mortaliti di antara umur x dan umur x+n** *Central mortality rate between age x and age x+n* | **Penakat (orang yang masih hidup) pada umur tepat x** *Survivors at exact age x* | **Bilangan orang hidup-tahun di antara umur x dan umur x+n** *Number of person-years lived between age x and age x+n* | **Nisbah ketakatan** *Survival ratio* | **Jumlah bilangan orang hidup-tahun selepas umur tepat x** *Total number of person-years lived after exact age x* | **Jangkaan hayat** *Life expectancy* |
|---|---|---|---|---|---|---|---|---|
| **x** | $_nq_x$ | $_nd_x$ | $_nm_x$ | $l_x$ | $_nL_x$ | $_nS_x$ | $T_x$ | $e_x$ |
| **Lelaki dan Perempuan** *Both sexes* | | | | | | | | |
| **0** | 0.00809 | 809 | 0.00815 | 100,000 | 99,251 | 0.99203 [a] | 7,338,986 | 73.4 |
| **1** | 0.00000 | - | 0.00000 | 99,191 | 396,765 | 0.99910 [b] | 7,239,735 | 73.0 |
| **5** | 0.00157 | 155 | 0.00031 | 99,191 | 495,568 | 0.99845 | 6,842,970 | 69.0 |
| **10** | 0.00154 | 153 | 0.00031 | 99,036 | 494,798 | 0.99724 | 6,347,402 | 64.1 |
| **15** | 0.00398 | 394 | 0.00080 | 98,883 | 493,432 | 0.99677 | 5,852,604 | 59.2 |
| **20** | 0.00247 | 243 | 0.00049 | 98,489 | 491,839 | 0.99715 | 5,359,172 | 54.4 |
| **25** | 0.00323 | 317 | 0.00065 | 98,246 | 490,438 | 0.99535 | 4,867,333 | 49.5 |
| **30** | 0.00607 | 594 | 0.00122 | 97,929 | 488,160 | 0.99059 | 4,376,895 | 44.7 |
| **35** | 0.01277 | 1,243 | 0.00257 | 97,335 | 483,566 | 0.98427 | 3,888,735 | 40.0 |
| **40** | 0.01872 | 1,799 | 0.00378 | 96,091 | 475,960 | 0.98113 | 3,405,169 | 35.4 |
| **45** | 0.01902 | 1,793 | 0.00384 | 94,293 | 466,979 | 0.97363 | 2,929,209 | 31.1 |
| **50** | 0.03386 | 3,132 | 0.00689 | 92,499 | 454,666 | 0.95160 | 2,462,230 | 26.6 |
| **55** | 0.06345 | 5,670 | 0.01311 | 89,367 | 432,660 | 0.91992 | 2,007,564 | 22.5 |
| **60** | 0.09784 | 8,189 | 0.02057 | 83,697 | 398,013 | 0.89651 | 1,574,904 | 18.8 |
| **65** | 0.10974 | 8,287 | 0.02322 | 75,508 | 356,824 | 0.86525 | 1,176,891 | 15.6 |
| **70** | 0.16285 | 10,947 | 0.03546 | 67,222 | 308,741 | 0.79502 | 820,067 | 12.2 |
| **75** | 0.25530 | 14,367 | 0.05853 | 56,275 | 245,456 | 0.51996 [c] | 511,326 | 9.1 |
| **80+** | 1.00000 | 41,908 | 0.15762 | 41,908 | 265,871 | - | 265,871 | 6.3 |
| **Lelaki** *Male* | | | | | | | | |
| **0** | 0.01064 | 1,064 | 0.01074 | 100,000 | 99,014 | 0.98952 [a] | 6,996,112 | 70.0 |
| **1** | 0.00000 | - | 0.00000 | 98,936 | 395,746 | 0.99883 [b] | 6,897,098 | 69.7 |
| **5** | 0.00202 | 200 | 0.00041 | 98,936 | 494,182 | 0.99850 | 6,501,352 | 65.7 |
| **10** | 0.00098 | 97 | 0.00020 | 98,736 | 493,439 | 0.99644 | 6,007,170 | 60.8 |
| **15** | 0.00614 | 605 | 0.00123 | 98,639 | 491,683 | 0.99484 | 5,513,731 | 55.9 |
| **20** | 0.00417 | 409 | 0.00084 | 98,034 | 489,147 | 0.99554 | 5,022,049 | 51.2 |
| **25** | 0.00475 | 464 | 0.00095 | 97,625 | 486,964 | 0.99335 | 4,532,902 | 46.4 |
| **30** | 0.00856 | 831 | 0.00172 | 97,161 | 483,726 | 0.98523 | 4,045,938 | 41.6 |
| **35** | 0.02104 | 2,027 | 0.00425 | 96,330 | 476,581 | 0.97742 | 3,562,212 | 37.0 |
| **40** | 0.02416 | 2,278 | 0.00489 | 94,303 | 465,819 | 0.97481 | 3,085,631 | 32.7 |
| **45** | 0.02624 | 2,414 | 0.00532 | 92,025 | 454,087 | 0.95974 | 2,619,812 | 28.5 |
| **50** | 0.05467 | 4,899 | 0.01124 | 89,610 | 435,803 | 0.92895 | 2,165,726 | 24.2 |
| **55** | 0.08837 | 7,486 | 0.01849 | 84,711 | 404,841 | 0.89522 | 1,729,923 | 20.4 |
| **60** | 0.12279 | 9,483 | 0.02616 | 77,225 | 362,420 | 0.86696 | 1,325,082 | 17.2 |
| **65** | 0.14473 | 9,804 | 0.03120 | 67,743 | 314,203 | 0.82796 | 962,662 | 14.2 |
| **70** | 0.20397 | 11,818 | 0.04543 | 57,939 | 260,148 | 0.75990 | 648,459 | 11.2 |
| **75** | 0.28549 | 13,167 | 0.06660 | 46,121 | 197,686 | 0.49091 [c] | 388,311 | 8.4 |
| **80+** | 1.00000 | 32,954 | 0.17287 | 32,954 | 190,625 | - | 190,625 | 5.8 |
| **Perempuan** *Female* | | | | | | | | |
| **0** | 0.00537 | 537 | 0.00540 | 100,000 | 99,498 | 0.99470 [a] | 7,698,784 | 77.0 |
| **1** | 0.00000 | - | 0.00000 | 99,463 | 397,851 | 0.99939 [b] | 7,599,286 | 76.4 |
| **5** | 0.00108 | 107 | 0.00022 | 99,463 | 497,046 | 0.99839 | 7,201,435 | 72.4 |
| **10** | 0.00215 | 214 | 0.00043 | 99,356 | 496,245 | 0.99810 | 6,704,388 | 67.5 |
| **15** | 0.00166 | 164 | 0.00033 | 99,142 | 495,300 | 0.99888 | 6,208,143 | 62.6 |
| **20** | 0.00058 | 57 | 0.00012 | 98,978 | 494,746 | 0.99884 | 5,712,843 | 57.7 |
| **25** | 0.00174 | 172 | 0.00035 | 98,920 | 494,173 | 0.99751 | 5,218,098 | 52.8 |
| **30** | 0.00324 | 320 | 0.00065 | 98,749 | 492,942 | 0.99648 | 4,723,925 | 47.8 |
| **35** | 0.00381 | 375 | 0.00076 | 98,428 | 491,206 | 0.99139 | 4,230,983 | 43.0 |
| **40** | 0.01343 | 1,317 | 0.00270 | 98,054 | 486,977 | 0.98751 | 3,739,777 | 38.1 |
| **45** | 0.01154 | 1,116 | 0.00232 | 96,737 | 480,895 | 0.98464 | 3,252,800 | 33.6 |
| **50** | 0.01922 | 1,838 | 0.00388 | 95,621 | 473,509 | 0.96985 | 2,771,906 | 29.0 |
| **55** | 0.04128 | 3,872 | 0.00843 | 93,783 | 459,234 | 0.94178 | 2,298,397 | 24.5 |
| **60** | 0.07588 | 6,822 | 0.01577 | 89,911 | 432,499 | 0.92345 | 1,839,163 | 20.5 |
| **65** | 0.07728 | 6,421 | 0.01608 | 83,089 | 399,391 | 0.89646 | 1,406,664 | 16.9 |
| **70** | 0.13200 | 10,120 | 0.02827 | 76,668 | 358,039 | 0.82234 | 1,007,273 | 13.1 |
| **75** | 0.23026 | 15,323 | 0.05204 | 66,548 | 294,429 | 0.54650 [c] | 649,234 | 9.8 |
| **80+** | 1.00000 | 51,224 | 0.14437 | 51,224 | 354,805 | - | 354,805 | 6.9 |

**Nota:** *Notes:*

[a] **Daripada umur 0 hingga kumpulan umur 1-4**
*From age of 0 to age group 1-4*

[b] **Daripada umur 0, kumpulan umur 1-4 hingga kumpulan umur 5-9**
*From age of 0, age group 1-4 to age group 5-9*

[c] **Daripada umur 75 hingga 80+**
*From age of 75 to 80+*

[e] **Anggaran**
*Estimates*

**Muka surat ini sengaja dibiarkan kosong**

*This page is deliberately left blank*

# NEGERI & DAERAH PENTADBIRAN

## *STATE & ADMINISTRATIVE DISTRICT*

# PULAU PINANG 2026e

**Muka surat ini sengaja dibiarkan kosong**

*This page is deliberately left blank*

**Jadual 5.9: Jadual hayat ringkas mengikut jantina dan umur, Pulau Pinang, 2026[e]**

*Table 5.9: Abridged life table by sex and age, Pulau Pinang, 2026 [e]*

| **Umur** *Age* | **Kebarangkalian mati di antara umur x dan umur x+n** *Probability of dying between age x and age x+n* | **Bilangan kematian di antara umur x dan umur x+n** *Number of deaths between age x and age x+n* | **Kadar tengah mortaliti di antara umur x dan umur x+n** *Central mortality rate between age x and age x+n* | **Penakat (orang yang masih hidup) pada umur tepat x** *Survivors at exact age x* | **Bilangan orang hidup-tahun di antara umur x dan umur x+n** *Number of person-years lived between age x and age x+n* | **Nisbah ketakatan** *Survival ratio* | **Jumlah bilangan orang hidup-tahun selepas umur tepat x** *Total number of person-years lived after exact age x* | **Jangkaan hayat** *Life expectancy* |
|---|---|---|---|---|---|---|---|---|
| **x** | $_nq_x$ | $_nd_x$ | $_nm_x$ | $l_x$ | $_nL_x$ | $_nS_x$ | $T_x$ | $e_x$ |
| **Lelaki dan Perempuan** *Both sexes* | | | | | | | | |
| **0** | 0.00607 | 607 | 0.00610 | 100,000 | 99,435 | 0.99353 [a] | 7,545,336 | 75.5 |
| **1** | 0.00099 | 98 | 0.00025 | 99,393 | 397,330 | 0.99898 [b] | 7,445,902 | 74.9 |
| **5** | 0.00088 | 87 | 0.00018 | 99,295 | 496,258 | 0.99913 | 7,048,572 | 71.0 |
| **10** | 0.00087 | 86 | 0.00017 | 99,208 | 495,825 | 0.99806 | 6,552,313 | 66.0 |
| **15** | 0.00301 | 298 | 0.00060 | 99,122 | 494,865 | 0.99695 | 6,056,488 | 61.1 |
| **20** | 0.00309 | 306 | 0.00062 | 98,824 | 493,355 | 0.99700 | 5,561,624 | 56.3 |
| **25** | 0.00290 | 286 | 0.00058 | 98,518 | 491,875 | 0.99637 | 5,068,269 | 51.4 |
| **30** | 0.00436 | 428 | 0.00087 | 98,232 | 490,090 | 0.99438 | 4,576,393 | 46.6 |
| **35** | 0.00689 | 673 | 0.00138 | 97,804 | 487,336 | 0.99148 | 4,086,304 | 41.8 |
| **40** | 0.01017 | 988 | 0.00205 | 97,130 | 483,182 | 0.98566 | 3,598,968 | 37.1 |
| **45** | 0.01855 | 1,783 | 0.00374 | 96,142 | 476,253 | 0.97688 | 3,115,787 | 32.4 |
| **50** | 0.02778 | 2,622 | 0.00563 | 94,359 | 465,242 | 0.96467 | 2,639,533 | 28.0 |
| **55** | 0.04308 | 3,952 | 0.00881 | 91,738 | 448,807 | 0.94767 | 2,174,291 | 23.7 |
| **60** | 0.06198 | 5,441 | 0.01279 | 87,785 | 425,323 | 0.92378 | 1,725,484 | 19.7 |
| **65** | 0.09139 | 7,525 | 0.01915 | 82,344 | 392,906 | 0.88000 | 1,300,161 | 15.8 |
| **70** | 0.15149 | 11,334 | 0.03278 | 74,819 | 345,757 | 0.78201 | 907,255 | 12.1 |
| **75** | 0.29635 | 18,814 | 0.06958 | 63,484 | 270,386 | 0.51846 [c] | 561,499 | 8.8 |
| **80+** | 1.00000 | 44,670 | 0.15345 | 44,670 | 291,112 | - | 291,112 | 6.5 |
| **Lelaki** *Male* | | | | | | | | |
| **0** | 0.00618 | 618 | 0.00621 | 100,000 | 99,419 | 0.99340 [a] | 7,313,113 | 73.1 |
| **1** | 0.00105 | 104 | 0.00026 | 99,382 | 397,283 | 0.99887 [b] | 7,213,693 | 72.6 |
| **5** | 0.00101 | 100 | 0.00020 | 99,278 | 496,140 | 0.99913 | 6,816,411 | 68.7 |
| **10** | 0.00074 | 73 | 0.00015 | 99,178 | 495,706 | 0.99770 | 6,320,271 | 63.7 |
| **15** | 0.00387 | 383 | 0.00078 | 99,105 | 494,564 | 0.99600 | 5,824,565 | 58.8 |
| **20** | 0.00413 | 408 | 0.00083 | 98,721 | 492,587 | 0.99592 | 5,330,000 | 54.0 |
| **25** | 0.00404 | 397 | 0.00081 | 98,314 | 490,575 | 0.99515 | 4,837,414 | 49.2 |
| **30** | 0.00567 | 555 | 0.00114 | 97,916 | 488,195 | 0.99239 | 4,346,838 | 44.4 |
| **35** | 0.00957 | 932 | 0.00192 | 97,362 | 484,478 | 0.98868 | 3,858,643 | 39.6 |
| **40** | 0.01308 | 1,262 | 0.00263 | 96,429 | 478,993 | 0.98202 | 3,374,165 | 35.0 |
| **45** | 0.02295 | 2,184 | 0.00464 | 95,168 | 470,380 | 0.97022 | 2,895,172 | 30.4 |
| **50** | 0.03677 | 3,419 | 0.00749 | 92,984 | 456,371 | 0.95342 | 2,424,793 | 26.1 |
| **55** | 0.05676 | 5,083 | 0.01168 | 89,564 | 435,114 | 0.93154 | 1,968,421 | 22.0 |
| **60** | 0.08088 | 6,833 | 0.01686 | 84,481 | 405,324 | 0.90212 | 1,533,307 | 18.1 |
| **65** | 0.11639 | 9,037 | 0.02472 | 77,649 | 365,650 | 0.84939 | 1,127,983 | 14.5 |
| **70** | 0.18935 | 12,991 | 0.04183 | 68,611 | 310,579 | 0.74318 | 762,334 | 11.1 |
| **75** | 0.34006 | 18,914 | 0.08194 | 55,620 | 230,816 | 0.48907 [c] | 451,755 | 8.1 |
| **80+** | 1.00000 | 36,706 | 0.16614 | 36,706 | 220,939 | - | 220,939 | 6.0 |
| **Perempuan** *Female* | | | | | | | | |
| **0** | 0.00595 | 595 | 0.00598 | 100,000 | 99,446 | 0.99368 [a] | 7,804,532 | 78.0 |
| **1** | 0.00092 | 92 | 0.00023 | 99,405 | 397,394 | 0.99909 [b] | 7,705,086 | 77.5 |
| **5** | 0.00074 | 73 | 0.00015 | 99,314 | 496,386 | 0.99913 | 7,307,692 | 73.6 |
| **10** | 0.00101 | 101 | 0.00020 | 99,241 | 495,951 | 0.99848 | 6,811,307 | 68.6 |
| **15** | 0.00202 | 200 | 0.00040 | 99,140 | 495,199 | 0.99800 | 6,315,355 | 63.7 |
| **20** | 0.00197 | 195 | 0.00039 | 98,940 | 494,210 | 0.99823 | 5,820,157 | 58.8 |
| **25** | 0.00157 | 155 | 0.00031 | 98,745 | 493,336 | 0.99777 | 5,325,947 | 53.9 |
| **30** | 0.00290 | 286 | 0.00058 | 98,590 | 492,234 | 0.99642 | 4,832,611 | 49.0 |
| **35** | 0.00425 | 418 | 0.00085 | 98,304 | 490,473 | 0.99429 | 4,340,377 | 44.2 |
| **40** | 0.00717 | 702 | 0.00144 | 97,885 | 487,673 | 0.98948 | 3,849,904 | 39.3 |
| **45** | 0.01390 | 1,350 | 0.00280 | 97,184 | 482,542 | 0.98387 | 3,362,231 | 34.6 |
| **50** | 0.01840 | 1,764 | 0.00371 | 95,833 | 474,757 | 0.97610 | 2,879,689 | 30.0 |
| **55** | 0.02949 | 2,774 | 0.00599 | 94,070 | 463,412 | 0.96367 | 2,404,931 | 25.6 |
| **60** | 0.04338 | 3,960 | 0.00887 | 91,295 | 446,575 | 0.94493 | 1,941,519 | 21.3 |
| **65** | 0.06728 | 5,876 | 0.01392 | 87,335 | 421,984 | 0.90882 | 1,494,944 | 17.1 |
| **70** | 0.11680 | 9,515 | 0.02481 | 81,459 | 383,508 | 0.81656 | 1,072,959 | 13.2 |
| **75** | 0.25889 | 18,626 | 0.05948 | 71,944 | 313,158 | 0.54579 [c] | 689,451 | 9.6 |
| **80+** | 1.00000 | 53,319 | 0.14169 | 53,319 | 376,293 | - | 376,293 | 7.1 |

**Nota:** *Notes:*

[a] **Daripada umur 0 hingga kumpulan umur 1-4**
*From age of 0 to age group 1-4*

[b] **Daripada umur 0, kumpulan umur 1-4 hingga kumpulan umur 5-9**
*From age of 0, age group 1-4 to age group 5-9*

[c] **Daripada umur 75 hingga 80+**
*From age of 75 to 80+*

[e] **Anggaran**
*Estimates*

**Jadual 5.9.1: Jadual hayat ringkas mengikut jantina dan umur, Seberang Perai Tengah, Pulau Pinang, 2026[e]**

*Table 5.9.1: Abridged life table by sex and age, Seberang Perai Tengah, Pulau Pinang, 2026 [e]*

| **Umur** *Age* | **Kebarangkalian mati di antara umur x dan umur x+n** *Probability of dying between age x and age x+n* | **Bilangan kematian di antara umur x dan umur x+n** *Number of deaths between age x and age x+n* | **Kadar tengah mortaliti di antara umur x dan umur x+n** *Central mortality rate between age x and age x+n* | **Penakat (orang yang masih hidup) pada umur tepat x** *Survivors at exact age x* | **Bilangan orang hidup-tahun di antara umur x dan umur x+n** *Number of person-years lived between age x and age x+n* | **Nisbah ketakatan** *Survival ratio* | **Jumlah bilangan orang hidup-tahun selepas umur tepat x** *Total number of person-years lived after exact age x* | **Jangkaan hayat** *Life expectancy* |
|---|---|---|---|---|---|---|---|---|
| **x** | $_nq_x$ | $_nd_x$ | $_nm_x$ | $l_x$ | $_nL_x$ | $_nS_x$ | $T_x$ | $e_x$ |
| **Lelaki dan Perempuan** *Both sexes* | | | | | | | | |
| **0** | 0.00854 | 854 | 0.00861 | 100,000 | 99,210 | 0.99131 [a] | 7,553,364 | 75.5 |
| **1** | 0.00056 | 56 | 0.00014 | 99,146 | 396,443 | 0.99942 [b] | 7,454,154 | 75.2 |
| **5** | 0.00034 | 34 | 0.00007 | 99,090 | 495,363 | 0.99938 | 7,057,711 | 71.2 |
| **10** | 0.00089 | 89 | 0.00018 | 99,056 | 495,057 | 0.99831 | 6,562,348 | 66.2 |
| **15** | 0.00250 | 247 | 0.00050 | 98,967 | 494,218 | 0.99731 | 6,067,292 | 61.3 |
| **20** | 0.00289 | 285 | 0.00058 | 98,720 | 492,888 | 0.99720 | 5,573,074 | 56.5 |
| **25** | 0.00271 | 267 | 0.00054 | 98,435 | 491,509 | 0.99683 | 5,080,186 | 51.6 |
| **30** | 0.00363 | 356 | 0.00073 | 98,168 | 489,951 | 0.99417 | 4,588,677 | 46.7 |
| **35** | 0.00803 | 786 | 0.00161 | 97,812 | 487,096 | 0.99097 | 4,098,726 | 41.9 |
| **40** | 0.01003 | 973 | 0.00202 | 97,026 | 482,700 | 0.98527 | 3,611,630 | 37.2 |
| **45** | 0.01948 | 1,871 | 0.00393 | 96,054 | 475,591 | 0.97661 | 3,128,929 | 32.6 |
| **50** | 0.02738 | 2,579 | 0.00555 | 94,183 | 464,467 | 0.96468 | 2,653,338 | 28.2 |
| **55** | 0.04348 | 3,983 | 0.00889 | 91,604 | 448,062 | 0.94711 | 2,188,872 | 23.9 |
| **60** | 0.06272 | 5,496 | 0.01295 | 87,621 | 424,364 | 0.92808 | 1,740,810 | 19.9 |
| **65** | 0.08173 | 6,712 | 0.01704 | 82,125 | 393,845 | 0.89044 | 1,316,445 | 16.0 |
| **70** | 0.13986 | 10,548 | 0.03008 | 75,413 | 350,697 | 0.78503 | 922,600 | 12.2 |
| **75** | 0.30230 | 19,609 | 0.07122 | 64,866 | 275,307 | 0.51861 [c] | 571,902 | 8.8 |
| **80+** | 1.00000 | 45,257 | 0.15259 | 45,257 | 296,595 | - | 296,595 | 6.6 |
| **Lelaki** *Male* | | | | | | | | |
| **0** | 0.01050 | 1,050 | 0.01061 | 100,000 | 99,026 | 0.98931 [a] | 7,355,958 | 73.6 |
| **1** | 0.00073 | 72 | 0.00018 | 98,950 | 395,627 | 0.99913 [b] | 7,256,932 | 73.3 |
| **5** | 0.00066 | 65 | 0.00013 | 98,878 | 494,225 | 0.99950 | 6,861,305 | 69.4 |
| **10** | 0.00034 | 34 | 0.00007 | 98,812 | 493,977 | 0.99799 | 6,367,080 | 64.4 |
| **15** | 0.00367 | 363 | 0.00074 | 98,778 | 492,985 | 0.99661 | 5,873,104 | 59.5 |
| **20** | 0.00310 | 305 | 0.00062 | 98,416 | 491,316 | 0.99691 | 5,380,118 | 54.7 |
| **25** | 0.00308 | 302 | 0.00062 | 98,111 | 489,800 | 0.99598 | 4,888,802 | 49.8 |
| **30** | 0.00497 | 486 | 0.00100 | 97,809 | 487,830 | 0.99292 | 4,399,002 | 45.0 |
| **35** | 0.00921 | 896 | 0.00185 | 97,323 | 484,375 | 0.98910 | 3,911,171 | 40.2 |
| **40** | 0.01260 | 1,215 | 0.00254 | 96,427 | 479,097 | 0.98209 | 3,426,796 | 35.5 |
| **45** | 0.02329 | 2,217 | 0.00471 | 95,212 | 470,515 | 0.97204 | 2,947,699 | 31.0 |
| **50** | 0.03274 | 3,045 | 0.00666 | 92,994 | 457,359 | 0.95872 | 2,477,184 | 26.6 |
| **55** | 0.05011 | 4,507 | 0.01028 | 89,949 | 438,479 | 0.93543 | 2,019,825 | 22.5 |
| **60** | 0.07979 | 6,818 | 0.01662 | 85,442 | 410,167 | 0.90939 | 1,581,346 | 18.5 |
| **65** | 0.10237 | 8,049 | 0.02158 | 78,625 | 373,001 | 0.86298 | 1,171,179 | 14.9 |
| **70** | 0.17561 | 12,394 | 0.03850 | 70,576 | 321,894 | 0.74984 | 798,178 | 11.3 |
| **75** | 0.34058 | 19,815 | 0.08210 | 58,182 | 241,371 | 0.49322 [c] | 476,284 | 8.2 |
| **80+** | 1.00000 | 38,366 | 0.16332 | 38,366 | 234,913 | - | 234,913 | 6.1 |
| **Perempuan** *Female* | | | | | | | | |
| **0** | 0.00642 | 642 | 0.00646 | 100,000 | 99,402 | 0.99347 [a] | 7,779,148 | 77.8 |
| **1** | 0.00039 | 39 | 0.00010 | 99,358 | 397,334 | 0.99971 [b] | 7,679,746 | 77.3 |
| **5** | 0.00000 | - | 0.00000 | 99,319 | 496,594 | 0.99925 | 7,282,412 | 73.3 |
| **10** | 0.00150 | 149 | 0.00030 | 99,319 | 496,223 | 0.99868 | 6,785,818 | 68.3 |
| **15** | 0.00115 | 114 | 0.00023 | 99,170 | 495,567 | 0.99812 | 6,289,595 | 63.4 |
| **20** | 0.00261 | 258 | 0.00052 | 99,056 | 494,636 | 0.99761 | 5,794,029 | 58.5 |
| **25** | 0.00216 | 214 | 0.00043 | 98,798 | 493,456 | 0.99798 | 5,299,393 | 53.6 |
| **30** | 0.00189 | 186 | 0.00038 | 98,584 | 492,457 | 0.99569 | 4,805,937 | 48.7 |
| **35** | 0.00674 | 663 | 0.00135 | 98,398 | 490,333 | 0.99307 | 4,313,480 | 43.8 |
| **40** | 0.00711 | 695 | 0.00143 | 97,735 | 486,936 | 0.98884 | 3,823,147 | 39.1 |
| **45** | 0.01522 | 1,477 | 0.00307 | 97,040 | 481,504 | 0.98168 | 3,336,211 | 34.4 |
| **50** | 0.02146 | 2,051 | 0.00434 | 95,562 | 472,685 | 0.97107 | 2,854,706 | 29.9 |
| **55** | 0.03656 | 3,419 | 0.00745 | 93,512 | 459,011 | 0.95926 | 2,382,022 | 25.5 |
| **60** | 0.04508 | 4,061 | 0.00922 | 90,093 | 440,311 | 0.94697 | 1,923,011 | 21.3 |
| **65** | 0.06136 | 5,279 | 0.01266 | 86,032 | 416,960 | 0.91679 | 1,482,700 | 17.2 |
| **70** | 0.10649 | 8,599 | 0.02250 | 80,752 | 382,264 | 0.81728 | 1,065,740 | 13.2 |
| **75** | 0.26803 | 19,340 | 0.06190 | 72,153 | 312,417 | 0.54290 [c] | 683,477 | 9.5 |
| **80+** | 1.00000 | 52,814 | 0.14233 | 52,814 | 371,060 | - | 371,060 | 7.0 |

**Nota:** *Notes:*

[a] **Daripada umur 0 hingga kumpulan umur 1-4**
*From age of 0 to age group 1-4*

[b] **Daripada umur 0, kumpulan umur 1-4 hingga kumpulan umur 5-9**
*From age of 0, age group 1-4 to age group 5-9*

[c] **Daripada umur 75 hingga 80+**
*From age of 75 to 80+*

[e] **Anggaran**
*Estimates*

**Jadual 5.9.2: Jadual hayat ringkas mengikut jantina dan umur, Seberang Perai Utara, Pulau Pinang, 2026[e]**

*Table 5.9.2: Abridged life table by sex and age, Seberang Perai Utara, Pulau Pinang, 2026 [e]*

| **Umur** *Age* | **Kebarangkalian mati di antara umur x dan umur x+n** *Probability of dying between age x and age x+n* | **Bilangan kematian di antara umur x dan umur x+n** *Number of deaths between age x and age x+n* | **Kadar tengah mortaliti di antara umur x dan umur x+n** *Central mortality rate between age x and age x+n* | **Penakat (orang yang masih hidup) pada umur tepat x** *Survivors at exact age x* | **Bilangan orang hidup-tahun di antara umur x dan umur x+n** *Number of person-years lived between age x and age x+n* | **Nisbah ketakatan** *Survival ratio* | **Jumlah bilangan orang hidup-tahun selepas umur tepat x** *Total number of person-years lived after exact age x* | **Jangkaan hayat** *Life expectancy* |
|---|---|---|---|---|---|---|---|---|
| **x** | $_nq_x$ | $_nd_x$ | $_nm_x$ | $l_x$ | $_nL_x$ | $_nS_x$ | $T_x$ | $e_x$ |
| **Lelaki dan Perempuan** *Both sexes* | | | | | | | | |
| **0** | 0.00516 | 516 | 0.00518 | 100,000 | 99,518 | 0.99418 [a] | 7,384,432 | 73.8 |
| **1** | 0.00148 | 147 | 0.00037 | 99,484 | 397,572 | 0.99846 [b] | 7,284,914 | 73.2 |
| **5** | 0.00144 | 144 | 0.00029 | 99,337 | 496,327 | 0.99897 | 6,887,342 | 69.3 |
| **10** | 0.00061 | 60 | 0.00012 | 99,194 | 495,817 | 0.99756 | 6,391,015 | 64.4 |
| **15** | 0.00427 | 424 | 0.00086 | 99,133 | 494,607 | 0.99569 | 5,895,198 | 59.5 |
| **20** | 0.00434 | 429 | 0.00087 | 98,710 | 492,476 | 0.99581 | 5,400,591 | 54.7 |
| **25** | 0.00404 | 397 | 0.00081 | 98,281 | 490,411 | 0.99495 | 4,908,115 | 49.9 |
| **30** | 0.00605 | 592 | 0.00121 | 97,884 | 487,937 | 0.99203 | 4,417,703 | 45.1 |
| **35** | 0.00990 | 963 | 0.00199 | 97,291 | 484,047 | 0.98914 | 3,929,767 | 40.4 |
| **40** | 0.01183 | 1,140 | 0.00238 | 96,328 | 478,788 | 0.98211 | 3,445,720 | 35.8 |
| **45** | 0.02402 | 2,286 | 0.00486 | 95,188 | 470,222 | 0.97077 | 2,966,932 | 31.2 |
| **50** | 0.03458 | 3,212 | 0.00704 | 92,901 | 456,476 | 0.95759 | 2,496,709 | 26.9 |
| **55** | 0.05053 | 4,532 | 0.01037 | 89,689 | 437,116 | 0.93836 | 2,040,233 | 22.7 |
| **60** | 0.07334 | 6,246 | 0.01523 | 85,157 | 410,173 | 0.90739 | 1,603,117 | 18.8 |
| **65** | 0.11341 | 8,949 | 0.02404 | 78,912 | 372,186 | 0.86194 | 1,192,944 | 15.1 |
| **70** | 0.16587 | 11,605 | 0.03617 | 69,963 | 320,801 | 0.77001 | 820,758 | 11.7 |
| **75** | 0.30686 | 17,908 | 0.07250 | 58,358 | 247,019 | 0.50592 [c] | 499,957 | 8.6 |
| **80+** | 1.00000 | 40,450 | 0.15992 | 40,450 | 252,938 | - | 252,938 | 6.3 |
| **Lelaki** *Male* | | | | | | | | |
| **0** | 0.00501 | 501 | 0.00503 | 100,000 | 99,527 | 0.99448 [a] | 7,173,621 | 71.7 |
| **1** | 0.00120 | 119 | 0.00030 | 99,499 | 397,714 | 0.99851 [b] | 7,074,093 | 71.1 |
| **5** | 0.00161 | 160 | 0.00032 | 99,380 | 496,499 | 0.99880 | 6,676,379 | 67.2 |
| **10** | 0.00078 | 78 | 0.00016 | 99,220 | 495,905 | 0.99707 | 6,179,880 | 62.3 |
| **15** | 0.00509 | 505 | 0.00102 | 99,142 | 494,450 | 0.99425 | 5,683,975 | 57.3 |
| **20** | 0.00641 | 632 | 0.00129 | 98,638 | 491,608 | 0.99375 | 5,189,525 | 52.6 |
| **25** | 0.00610 | 598 | 0.00122 | 98,006 | 488,533 | 0.99381 | 4,697,917 | 47.9 |
| **30** | 0.00628 | 612 | 0.00126 | 97,408 | 485,508 | 0.98942 | 4,209,384 | 43.2 |
| **35** | 0.01490 | 1,443 | 0.00300 | 96,796 | 480,371 | 0.98525 | 3,723,876 | 38.5 |
| **40** | 0.01460 | 1,392 | 0.00294 | 95,353 | 473,285 | 0.97861 | 3,243,504 | 34.0 |
| **45** | 0.02828 | 2,657 | 0.00574 | 93,961 | 463,163 | 0.96275 | 2,770,220 | 29.5 |
| **50** | 0.04649 | 4,245 | 0.00952 | 91,304 | 445,908 | 0.94097 | 2,307,057 | 25.3 |
| **55** | 0.07218 | 6,284 | 0.01498 | 87,059 | 419,585 | 0.91866 | 1,861,149 | 21.4 |
| **60** | 0.09122 | 7,368 | 0.01912 | 80,775 | 385,454 | 0.88878 | 1,441,564 | 17.8 |
| **65** | 0.13323 | 9,780 | 0.02855 | 73,407 | 342,583 | 0.83848 | 1,056,110 | 14.4 |
| **70** | 0.19416 | 12,354 | 0.04301 | 63,626 | 287,247 | 0.75386 | 713,527 | 11.2 |
| **75** | 0.31065 | 15,928 | 0.07355 | 51,272 | 216,543 | 0.49202 [c] | 426,280 | 8.3 |
| **80+** | 1.00000 | 35,345 | 0.16852 | 35,345 | 209,737 | - | 209,737 | 5.9 |
| **Perempuan** *Female* | | | | | | | | |
| **0** | 0.00531 | 531 | 0.00534 | 100,000 | 99,504 | 0.99387 [a] | 7,612,958 | 76.1 |
| **1** | 0.00180 | 179 | 0.00045 | 99,469 | 397,431 | 0.99839 [b] | 7,513,454 | 75.5 |
| **5** | 0.00127 | 126 | 0.00025 | 99,290 | 496,134 | 0.99915 | 7,116,023 | 71.7 |
| **10** | 0.00042 | 42 | 0.00008 | 99,164 | 495,715 | 0.99809 | 6,619,888 | 66.8 |
| **15** | 0.00339 | 336 | 0.00068 | 99,122 | 494,770 | 0.99723 | 6,124,174 | 61.8 |
| **20** | 0.00215 | 212 | 0.00043 | 98,786 | 493,399 | 0.99809 | 5,629,404 | 57.0 |
| **25** | 0.00167 | 165 | 0.00033 | 98,574 | 492,456 | 0.99626 | 5,136,005 | 52.1 |
| **30** | 0.00580 | 571 | 0.00116 | 98,409 | 490,616 | 0.99449 | 4,643,549 | 47.2 |
| **35** | 0.00521 | 509 | 0.00104 | 97,838 | 487,914 | 0.99289 | 4,152,933 | 42.4 |
| **40** | 0.00901 | 877 | 0.00181 | 97,328 | 484,448 | 0.98572 | 3,665,019 | 37.7 |
| **45** | 0.01959 | 1,890 | 0.00396 | 96,451 | 477,530 | 0.97907 | 3,180,571 | 33.0 |
| **50** | 0.02228 | 2,107 | 0.00451 | 94,561 | 467,537 | 0.97437 | 2,703,041 | 28.6 |
| **55** | 0.02905 | 2,686 | 0.00590 | 92,454 | 455,555 | 0.95761 | 2,235,503 | 24.2 |
| **60** | 0.05614 | 5,040 | 0.01155 | 89,768 | 436,242 | 0.92514 | 1,779,948 | 19.8 |
| **65** | 0.09469 | 8,023 | 0.01988 | 84,729 | 403,587 | 0.88402 | 1,343,706 | 15.9 |
| **70** | 0.13951 | 10,701 | 0.02999 | 76,706 | 356,778 | 0.78468 | 940,119 | 12.3 |
| **75** | 0.30343 | 20,028 | 0.07154 | 66,005 | 279,956 | 0.52008 [c] | 583,342 | 8.8 |
| **80+** | 1.00000 | 45,977 | 0.15155 | 45,977 | 303,386 | - | 303,386 | 6.6 |

**Nota:** *Notes:*

[a] **Daripada umur 0 hingga kumpulan umur 1-4**
*From age of 0 to age group 1-4*

[b] **Daripada umur 0, kumpulan umur 1-4 hingga kumpulan umur 5-9**
*From age of 0, age group 1-4 to age group 5-9*

[c] **Daripada umur 75 hingga 80+**
*From age of 75 to 80+*

[e] **Anggaran**
*Estimates*

**Jadual 5.9.3: Jadual hayat ringkas mengikut jantina dan umur, Seberang Perai Selatan, Pulau Pinang, 2026[e]**

*Table 5.9.3: Abridged life table by sex and age, Seberang Perai Selatan, Pulau Pinang, 2026 [e]*

| **Umur** *Age* | **Kebarangkalian mati di antara umur x dan umur x+n** *Probability of dying between age x and age x+n* | **Bilangan kematian di antara umur x dan umur x+n** *Number of deaths between age x and age x+n* | **Kadar tengah mortaliti di antara umur x dan umur x+n** *Central mortality rate between age x and age x+n* | **Penakat (orang yang masih hidup) pada umur tepat x** *Survivors at exact age x* | **Bilangan orang hidup-tahun di antara umur x dan umur x+n** *Number of person-years lived between age x and age x+n* | **Nisbah ketakatan** *Survival ratio* | **Jumlah bilangan orang hidup-tahun selepas umur tepat x** *Total number of person-years lived after exact age x* | **Jangkaan hayat** *Life expectancy* |
|---|---|---|---|---|---|---|---|---|
| **x** | $_nq_x$ | $_nd_x$ | $_nm_x$ | $l_x$ | $_nL_x$ | $_nS_x$ | $T_x$ | $e_x$ |
| **Lelaki dan Perempuan** *Both sexes* | | | | | | | | |
| **0** | 0.00637 | 637 | 0.00640 | 100,000 | 99,407 | 0.99354 [a] | 7,261,764 | 72.6 |
| **1** | 0.00037 | 37 | 0.00009 | 99,363 | 397,362 | 0.99911 [b] | 7,162,356 | 72.1 |
| **5** | 0.00122 | 121 | 0.00024 | 99,326 | 496,329 | 0.99859 | 6,764,994 | 68.1 |
| **10** | 0.00159 | 158 | 0.00032 | 99,205 | 495,631 | 0.99688 | 6,268,665 | 63.2 |
| **15** | 0.00464 | 460 | 0.00093 | 99,047 | 494,085 | 0.99581 | 5,773,035 | 58.3 |
| **20** | 0.00374 | 369 | 0.00075 | 98,587 | 492,013 | 0.99538 | 5,278,950 | 53.5 |
| **25** | 0.00550 | 540 | 0.00110 | 98,218 | 489,742 | 0.99363 | 4,786,936 | 48.7 |
| **30** | 0.00726 | 709 | 0.00146 | 97,679 | 486,620 | 0.99270 | 4,297,194 | 44.0 |
| **35** | 0.00734 | 712 | 0.00147 | 96,970 | 483,069 | 0.98744 | 3,810,574 | 39.3 |
| **40** | 0.01782 | 1,715 | 0.00360 | 96,258 | 477,001 | 0.97869 | 3,327,505 | 34.6 |
| **45** | 0.02485 | 2,350 | 0.00503 | 94,543 | 466,838 | 0.96843 | 2,850,504 | 30.2 |
| **50** | 0.03846 | 3,546 | 0.00784 | 92,193 | 452,098 | 0.95597 | 2,383,666 | 25.9 |
| **55** | 0.04982 | 4,416 | 0.01022 | 88,647 | 432,192 | 0.94216 | 1,931,568 | 21.8 |
| **60** | 0.06628 | 5,583 | 0.01371 | 84,230 | 407,195 | 0.91853 | 1,499,376 | 17.8 |
| **65** | 0.09773 | 7,686 | 0.02055 | 78,648 | 374,022 | 0.86366 | 1,092,181 | 13.9 |
| **70** | 0.17913 | 12,711 | 0.03935 | 70,961 | 323,028 | 0.68802 | 718,159 | 10.1 |
| **75** | 0.47383 | 27,601 | 0.12419 | 58,250 | 222,249 | 0.43753 [c] | 395,131 | 6.8 |
| **80+** | 1.00000 | 30,650 | 0.17729 | 30,650 | 172,882 | - | 172,882 | 5.6 |
| **Lelaki** *Male* | | | | | | | | |
| **0** | 0.00324 | 324 | 0.00325 | 100,000 | 99,693 | 0.99679 [a] | 7,049,971 | 70.5 |
| **1** | 0.00000 | - | 0.00000 | 99,676 | 398,704 | 0.99957 [b] | 6,950,278 | 69.7 |
| **5** | 0.00078 | 78 | 0.00016 | 99,676 | 498,185 | 0.99847 | 6,551,573 | 65.7 |
| **10** | 0.00228 | 227 | 0.00046 | 99,598 | 497,423 | 0.99624 | 6,053,388 | 60.8 |
| **15** | 0.00524 | 520 | 0.00105 | 99,371 | 495,555 | 0.99477 | 5,555,965 | 55.9 |
| **20** | 0.00523 | 517 | 0.00105 | 98,851 | 492,961 | 0.99321 | 5,060,410 | 51.2 |
| **25** | 0.00836 | 822 | 0.00168 | 98,334 | 489,614 | 0.99056 | 4,567,449 | 46.4 |
| **30** | 0.01052 | 1,026 | 0.00212 | 97,512 | 484,994 | 0.98774 | 4,077,835 | 41.8 |
| **35** | 0.01401 | 1,352 | 0.00282 | 96,486 | 479,050 | 0.98082 | 3,592,842 | 37.2 |
| **40** | 0.02443 | 2,325 | 0.00495 | 95,134 | 469,860 | 0.97277 | 3,113,792 | 32.7 |
| **45** | 0.03010 | 2,794 | 0.00611 | 92,810 | 457,064 | 0.95868 | 2,643,932 | 28.5 |
| **50** | 0.05288 | 4,760 | 0.01086 | 90,016 | 438,178 | 0.94011 | 2,186,869 | 24.3 |
| **55** | 0.06729 | 5,737 | 0.01393 | 85,255 | 411,934 | 0.92392 | 1,748,690 | 20.5 |
| **60** | 0.08551 | 6,799 | 0.01786 | 79,518 | 380,593 | 0.89773 | 1,336,756 | 16.8 |
| **65** | 0.12060 | 8,770 | 0.02567 | 72,719 | 341,670 | 0.84354 | 956,163 | 13.1 |
| **70** | 0.19723 | 12,613 | 0.04376 | 63,949 | 288,214 | 0.66516 | 614,493 | 9.6 |
| **75** | 0.50626 | 25,990 | 0.13557 | 51,336 | 191,708 | 0.41244 [c] | 326,279 | 6.4 |
| **80+** | 1.00000 | 25,347 | 0.18835 | 25,347 | 134,571 | - | 134,571 | 5.3 |
| **Perempuan** *Female* | | | | | | | | |
| **0** | 0.00981 | 981 | 0.00990 | 100,000 | 99,097 | 0.98997 [a] | 7,498,411 | 75.0 |
| **1** | 0.00077 | 76 | 0.00019 | 99,019 | 395,887 | 0.99861 [b] | 7,399,314 | 74.7 |
| **5** | 0.00169 | 168 | 0.00034 | 98,943 | 494,296 | 0.99873 | 7,003,427 | 70.8 |
| **10** | 0.00084 | 83 | 0.00017 | 98,775 | 493,670 | 0.99758 | 6,509,131 | 65.9 |
| **15** | 0.00401 | 395 | 0.00080 | 98,692 | 492,474 | 0.99680 | 6,015,462 | 61.0 |
| **20** | 0.00238 | 234 | 0.00048 | 98,297 | 490,899 | 0.99741 | 5,522,988 | 56.2 |
| **25** | 0.00280 | 275 | 0.00056 | 98,063 | 489,626 | 0.99658 | 5,032,089 | 51.3 |
| **30** | 0.00404 | 395 | 0.00081 | 97,788 | 487,951 | 0.99737 | 4,542,463 | 46.5 |
| **35** | 0.00122 | 119 | 0.00024 | 97,393 | 486,666 | 0.99384 | 4,054,512 | 41.6 |
| **40** | 0.01110 | 1,080 | 0.00223 | 97,274 | 483,668 | 0.98484 | 3,567,846 | 36.7 |
| **45** | 0.01926 | 1,853 | 0.00389 | 96,194 | 476,337 | 0.97878 | 3,084,178 | 32.1 |
| **50** | 0.02322 | 2,191 | 0.00470 | 94,341 | 466,229 | 0.97244 | 2,607,841 | 27.6 |
| **55** | 0.03201 | 2,949 | 0.00651 | 92,150 | 453,378 | 0.96069 | 2,141,612 | 23.2 |
| **60** | 0.04685 | 4,179 | 0.00959 | 89,201 | 435,557 | 0.93949 | 1,688,234 | 18.9 |
| **65** | 0.07484 | 6,363 | 0.01555 | 85,022 | 409,201 | 0.88478 | 1,252,677 | 14.7 |
| **70** | 0.15885 | 12,495 | 0.03451 | 78,658 | 362,055 | 0.71243 | 843,476 | 10.7 |
| **75** | 0.44060 | 29,152 | 0.11302 | 66,163 | 257,937 | 0.46422 [c] | 481,422 | 7.3 |
| **80+** | 1.00000 | 37,012 | 0.16561 | 37,012 | 223,485 | - | 223,485 | 6.0 |

**Nota:** *Notes:*

[a] **Daripada umur 0 hingga kumpulan umur 1-4**
*From age of 0 to age group 1-4*

[b] **Daripada umur 0, kumpulan umur 1-4 hingga kumpulan umur 5-9**
*From age of 0, age group 1-4 to age group 5-9*

[c] **Daripada umur 75 hingga 80+**
*From age of 75 to 80+*

[e] **Anggaran**
*Estimates*

**Jadual 5.9.4: Jadual hayat ringkas mengikut jantina dan umur, Timur Laut, Pulau Pinang, 2026[e]**

*Table 5.9.4: Abridged life table by sex and age, Timur Laut, Pulau Pinang, 2026 [e]*

| **Umur** *Age* | **Kebarangkalian mati di antara umur x dan umur x+n** *Probability of dying between age x and age x+n* | **Bilangan kematian di antara umur x dan umur x+n** *Number of deaths between age x and age x+n* | **Kadar tengah mortaliti di antara umur x dan umur x+n** *Central mortality rate between age x and age x+n* | **Penakat (orang yang masih hidup) pada umur tepat x** *Survivors at exact age x* | **Bilangan orang hidup-tahun di antara umur x dan umur x+n** *Number of person-years lived between age x and age x+n* | **Nisbah ketakatan** *Survival ratio* | **Jumlah bilangan orang hidup-tahun selepas umur tepat x** *Total number of person-years lived after exact age x* | **Jangkaan hayat** *Life expectancy* |
|---|---|---|---|---|---|---|---|---|
| **x** | $_nq_x$ | $_nd_x$ | $_nm_x$ | $l_x$ | $_nL_x$ | $_nS_x$ | $T_x$ | $e_x$ |
| **Lelaki dan Perempuan** *Both sexes* | | | | | | | | |
| **0** | 0.00517 | 517 | 0.00519 | 100,000 | 99,517 | 0.99433 [a] | 7,702,685 | 77.0 |
| **1** | 0.00115 | 114 | 0.00029 | 99,483 | 397,649 | 0.99904 [b] | 7,603,168 | 76.4 |
| **5** | 0.00064 | 64 | 0.00013 | 99,369 | 496,687 | 0.99945 | 7,205,518 | 72.5 |
| **10** | 0.00046 | 45 | 0.00009 | 99,306 | 496,415 | 0.99895 | 6,708,832 | 67.6 |
| **15** | 0.00164 | 163 | 0.00033 | 99,260 | 495,895 | 0.99829 | 6,212,417 | 62.6 |
| **20** | 0.00177 | 176 | 0.00036 | 99,098 | 495,049 | 0.99817 | 5,716,522 | 57.7 |
| **25** | 0.00189 | 187 | 0.00038 | 98,922 | 494,141 | 0.99763 | 5,221,474 | 52.8 |
| **30** | 0.00285 | 281 | 0.00057 | 98,735 | 492,970 | 0.99676 | 4,727,333 | 47.9 |
| **35** | 0.00364 | 358 | 0.00073 | 98,453 | 491,372 | 0.99480 | 4,234,363 | 43.0 |
| **40** | 0.00676 | 663 | 0.00136 | 98,096 | 488,820 | 0.98963 | 3,742,990 | 38.2 |
| **45** | 0.01400 | 1,364 | 0.00282 | 97,432 | 483,751 | 0.98191 | 3,254,170 | 33.4 |
| **50** | 0.02224 | 2,136 | 0.00450 | 96,068 | 475,001 | 0.96904 | 2,770,419 | 28.8 |
| **55** | 0.03988 | 3,746 | 0.00814 | 93,932 | 460,295 | 0.95268 | 2,295,419 | 24.4 |
| **60** | 0.05507 | 4,966 | 0.01133 | 90,186 | 438,515 | 0.93116 | 1,835,123 | 20.3 |
| **65** | 0.08341 | 7,108 | 0.01741 | 85,220 | 408,328 | 0.88839 | 1,396,608 | 16.4 |
| **70** | 0.14238 | 11,121 | 0.03066 | 78,111 | 362,754 | 0.80102 | 988,280 | 12.7 |
| **75** | 0.26497 | 17,750 | 0.06109 | 66,990 | 290,574 | 0.53547 [c] | 625,527 | 9.3 |
| **80+** | 1.00000 | 49,240 | 0.14701 | 49,240 | 334,952 | - | 334,952 | 6.8 |
| **Lelaki** *Male* | | | | | | | | |
| **0** | 0.00506 | 506 | 0.00508 | 100,000 | 99,523 | 0.99437 [a] | 7,444,848 | 74.4 |
| **1** | 0.00134 | 133 | 0.00033 | 99,494 | 397,662 | 0.99893 [b] | 7,345,325 | 73.8 |
| **5** | 0.00061 | 61 | 0.00012 | 99,361 | 496,654 | 0.99955 | 6,947,663 | 69.9 |
| **10** | 0.00029 | 28 | 0.00006 | 99,300 | 496,430 | 0.99861 | 6,451,009 | 65.0 |
| **15** | 0.00249 | 247 | 0.00050 | 99,272 | 495,742 | 0.99746 | 5,954,579 | 60.0 |
| **20** | 0.00260 | 257 | 0.00052 | 99,025 | 494,482 | 0.99719 | 5,458,837 | 55.1 |
| **25** | 0.00301 | 298 | 0.00060 | 98,768 | 493,094 | 0.99642 | 4,964,355 | 50.3 |
| **30** | 0.00415 | 409 | 0.00083 | 98,470 | 491,328 | 0.99581 | 4,471,261 | 45.4 |
| **35** | 0.00424 | 416 | 0.00085 | 98,061 | 489,267 | 0.99366 | 3,979,933 | 40.6 |
| **40** | 0.00845 | 825 | 0.00170 | 97,646 | 486,165 | 0.98596 | 3,490,666 | 35.7 |
| **45** | 0.01967 | 1,905 | 0.00397 | 96,820 | 479,341 | 0.97582 | 3,004,501 | 31.0 |
| **50** | 0.02878 | 2,732 | 0.00584 | 94,916 | 467,749 | 0.95981 | 2,525,160 | 26.6 |
| **55** | 0.05194 | 4,788 | 0.01066 | 92,184 | 448,949 | 0.93563 | 2,057,410 | 22.3 |
| **60** | 0.07747 | 6,771 | 0.01612 | 87,396 | 420,052 | 0.90347 | 1,608,461 | 18.4 |
| **65** | 0.11719 | 9,449 | 0.02490 | 80,625 | 379,503 | 0.85042 | 1,188,409 | 14.7 |
| **70** | 0.18627 | 13,258 | 0.04108 | 71,176 | 322,737 | 0.75322 | 808,906 | 11.4 |
| **75** | 0.32115 | 18,601 | 0.07652 | 57,919 | 243,091 | 0.49999 [c] | 486,169 | 8.4 |
| **80+** | 1.00000 | 39,318 | 0.16175 | 39,318 | 243,078 | - | 243,078 | 6.2 |
| **Perempuan** *Female* | | | | | | | | |
| **0** | 0.00528 | 528 | 0.00531 | 100,000 | 99,507 | 0.99432 [a] | 7,983,680 | 79.8 |
| **1** | 0.00095 | 94 | 0.00024 | 99,472 | 397,654 | 0.99912 [b] | 7,884,173 | 79.3 |
| **5** | 0.00067 | 67 | 0.00013 | 99,378 | 496,723 | 0.99934 | 7,486,519 | 75.3 |
| **10** | 0.00065 | 64 | 0.00013 | 99,311 | 496,395 | 0.99935 | 6,989,796 | 70.4 |
| **15** | 0.00065 | 64 | 0.00013 | 99,247 | 496,074 | 0.99924 | 6,493,401 | 65.4 |
| **20** | 0.00087 | 87 | 0.00017 | 99,183 | 495,697 | 0.99927 | 5,997,328 | 60.5 |
| **25** | 0.00059 | 58 | 0.00012 | 99,096 | 495,335 | 0.99901 | 5,501,631 | 55.5 |
| **30** | 0.00140 | 139 | 0.00028 | 99,038 | 494,843 | 0.99778 | 5,006,296 | 50.5 |
| **35** | 0.00305 | 301 | 0.00061 | 98,899 | 493,743 | 0.99594 | 4,511,453 | 45.6 |
| **40** | 0.00508 | 501 | 0.00102 | 98,598 | 491,737 | 0.99338 | 4,017,710 | 40.7 |
| **45** | 0.00816 | 800 | 0.00164 | 98,097 | 488,483 | 0.98810 | 3,525,973 | 35.9 |
| **50** | 0.01566 | 1,524 | 0.00316 | 97,296 | 482,672 | 0.97800 | 3,037,490 | 31.2 |
| **55** | 0.02845 | 2,724 | 0.00577 | 95,772 | 472,051 | 0.96897 | 2,554,818 | 26.7 |
| **60** | 0.03369 | 3,134 | 0.00685 | 93,048 | 457,404 | 0.95757 | 2,082,767 | 22.4 |
| **65** | 0.05147 | 4,628 | 0.01057 | 89,914 | 437,998 | 0.92245 | 1,625,363 | 18.1 |
| **70** | 0.10503 | 8,958 | 0.02217 | 85,285 | 404,033 | 0.84084 | 1,187,365 | 13.9 |
| **75** | 0.21964 | 16,765 | 0.04935 | 76,328 | 339,726 | 0.56631 [c] | 783,332 | 10.3 |
| **80+** | 1.00000 | 59,563 | 0.13427 | 59,563 | 443,606 | - | 443,606 | 7.4 |

**Nota:** *Notes:*

[a] **Daripada umur 0 hingga kumpulan umur 1-4**
*From age of 0 to age group 1-4*

[b] **Daripada umur 0, kumpulan umur 1-4 hingga kumpulan umur 5-9**
*From age of 0, age group 1-4 to age group 5-9*

[c] **Daripada umur 75 hingga 80+**
*From age of 75 to 80+*

[e] **Anggaran**
*Estimates*

**Jadual 5.9.5: Jadual hayat ringkas mengikut jantina dan umur, Barat Daya, Pulau Pinang, 2026[e]**

*Table 5.9.5: Abridged life table by sex and age, Barat Daya, Pulau Pinang, 2026 [e]*

| **Umur** *Age* | **Kebarangkalian mati di antara umur x dan umur x+n** *Probability of dying between age x and age x+n* | **Bilangan kematian di antara umur x dan umur x+n** *Number of deaths between age x and age x+n* | **Kadar tengah mortaliti di antara umur x dan umur x+n** *Central mortality rate between age x and age x+n* | **Penakat (orang yang masih hidup) pada umur tepat x** *Survivors at exact age x* | **Bilangan orang hidup-tahun di antara umur x dan umur x+n** *Number of person-years lived between age x and age x+n* | **Nisbah ketakatan** *Survival ratio* | **Jumlah bilangan orang hidup-tahun selepas umur tepat x** *Total number of person-years lived after exact age x* | **Jangkaan hayat** *Life expectancy* |
|---|---|---|---|---|---|---|---|---|
| **x** | $_nq_x$ | $_nd_x$ | $_nm_x$ | $l_x$ | $_nL_x$ | $_nS_x$ | $T_x$ | $e_x$ |
| **Lelaki dan Perempuan** *Both sexes* | | | | | | | | |
| **0** | 0.00441 | 441 | 0.00443 | 100,000 | 99,587 | 0.99502 [a] | 7,582,721 | 75.8 |
| **1** | 0.00126 | 126 | 0.00032 | 99,559 | 397,922 | 0.99872 [b] | 7,483,134 | 75.2 |
| **5** | 0.00118 | 118 | 0.00024 | 99,433 | 496,870 | 0.99868 | 7,085,212 | 71.3 |
| **10** | 0.00147 | 146 | 0.00029 | 99,315 | 496,211 | 0.99754 | 6,588,343 | 66.3 |
| **15** | 0.00346 | 343 | 0.00069 | 99,169 | 494,989 | 0.99612 | 6,092,131 | 61.4 |
| **20** | 0.00430 | 425 | 0.00086 | 98,826 | 493,068 | 0.99675 | 5,597,142 | 56.6 |
| **25** | 0.00219 | 215 | 0.00044 | 98,401 | 491,466 | 0.99659 | 5,104,075 | 51.9 |
| **30** | 0.00464 | 455 | 0.00093 | 98,185 | 489,789 | 0.99406 | 4,612,609 | 47.0 |
| **35** | 0.00726 | 709 | 0.00146 | 97,730 | 486,878 | 0.99147 | 4,122,820 | 42.2 |
| **40** | 0.00982 | 953 | 0.00197 | 97,021 | 482,723 | 0.98760 | 3,635,941 | 37.5 |
| **45** | 0.01501 | 1,442 | 0.00302 | 96,068 | 476,736 | 0.98042 | 3,153,218 | 32.8 |
| **50** | 0.02422 | 2,291 | 0.00490 | 94,626 | 467,403 | 0.97045 | 2,676,482 | 28.3 |
| **55** | 0.03501 | 3,233 | 0.00713 | 92,335 | 453,592 | 0.95285 | 2,209,079 | 23.9 |
| **60** | 0.05973 | 5,322 | 0.01231 | 89,102 | 432,207 | 0.92330 | 1,755,486 | 19.7 |
| **65** | 0.09475 | 7,939 | 0.01989 | 83,781 | 399,056 | 0.87571 | 1,323,280 | 15.8 |
| **70** | 0.15693 | 11,902 | 0.03406 | 75,842 | 349,456 | 0.78431 | 924,223 | 12.2 |
| **75** | 0.28540 | 18,248 | 0.06658 | 63,940 | 274,081 | 0.52315 [c] | 574,767 | 9.0 |
| **80+** | 1.00000 | 45,692 | 0.15196 | 45,692 | 300,687 | - | 300,687 | 6.6 |
| **Lelaki** *Male* | | | | | | | | |
| **0** | 0.00508 | 508 | 0.00511 | 100,000 | 99,521 | 0.99411 [a] | 7,306,840 | 73.1 |
| **1** | 0.00185 | 184 | 0.00046 | 99,492 | 397,533 | 0.99814 [b] | 7,207,319 | 72.4 |
| **5** | 0.00164 | 163 | 0.00033 | 99,308 | 496,131 | 0.99865 | 6,809,786 | 68.6 |
| **10** | 0.00105 | 105 | 0.00021 | 99,145 | 495,462 | 0.99737 | 6,313,655 | 63.7 |
| **15** | 0.00421 | 417 | 0.00084 | 99,040 | 494,158 | 0.99485 | 5,818,193 | 58.7 |
| **20** | 0.00610 | 602 | 0.00122 | 98,623 | 491,612 | 0.99558 | 5,324,035 | 54.0 |
| **25** | 0.00272 | 267 | 0.00055 | 98,022 | 489,440 | 0.99549 | 4,832,424 | 49.3 |
| **30** | 0.00630 | 616 | 0.00126 | 97,755 | 487,234 | 0.99122 | 4,342,983 | 44.4 |
| **35** | 0.01129 | 1,096 | 0.00227 | 97,139 | 482,954 | 0.98769 | 3,855,749 | 39.7 |
| **40** | 0.01335 | 1,282 | 0.00269 | 96,043 | 477,008 | 0.98491 | 3,372,795 | 35.1 |
| **45** | 0.01685 | 1,596 | 0.00340 | 94,761 | 469,812 | 0.97314 | 2,895,787 | 30.6 |
| **50** | 0.03704 | 3,451 | 0.00755 | 93,164 | 457,194 | 0.95602 | 2,425,975 | 26.0 |
| **55** | 0.05119 | 4,593 | 0.01051 | 89,713 | 437,085 | 0.93779 | 1,968,781 | 21.9 |
| **60** | 0.07383 | 6,284 | 0.01533 | 85,121 | 409,893 | 0.90734 | 1,531,696 | 18.0 |
| **65** | 0.11299 | 8,908 | 0.02395 | 78,836 | 371,912 | 0.84133 | 1,121,804 | 14.2 |
| **70** | 0.21016 | 14,696 | 0.04697 | 69,928 | 312,901 | 0.72429 | 749,891 | 10.7 |
| **75** | 0.35869 | 19,811 | 0.08742 | 55,232 | 226,632 | 0.48138 [c] | 436,990 | 7.9 |
| **80+** | 1.00000 | 35,421 | 0.16838 | 35,421 | 210,358 | - | 210,358 | 5.9 |
| **Perempuan** *Female* | | | | | | | | |
| **0** | 0.00373 | 373 | 0.00374 | 100,000 | 99,650 | 0.99600 [a] | 7,887,946 | 78.9 |
| **1** | 0.00065 | 65 | 0.00016 | 99,627 | 398,349 | 0.99931 [b] | 7,788,296 | 78.2 |
| **5** | 0.00064 | 64 | 0.00013 | 99,563 | 497,653 | 0.99869 | 7,389,947 | 74.2 |
| **10** | 0.00198 | 197 | 0.00040 | 99,499 | 497,000 | 0.99773 | 6,892,294 | 69.3 |
| **15** | 0.00255 | 254 | 0.00051 | 99,301 | 495,873 | 0.99737 | 6,395,295 | 64.4 |
| **20** | 0.00271 | 268 | 0.00054 | 99,048 | 494,568 | 0.99780 | 5,899,422 | 59.6 |
| **25** | 0.00169 | 167 | 0.00034 | 98,780 | 493,480 | 0.99764 | 5,404,854 | 54.7 |
| **30** | 0.00304 | 299 | 0.00061 | 98,612 | 492,314 | 0.99665 | 4,911,374 | 49.8 |
| **35** | 0.00366 | 360 | 0.00073 | 98,313 | 490,666 | 0.99500 | 4,419,060 | 44.9 |
| **40** | 0.00634 | 621 | 0.00127 | 97,953 | 488,213 | 0.99029 | 3,928,395 | 40.1 |
| **45** | 0.01310 | 1,275 | 0.00264 | 97,332 | 483,472 | 0.98802 | 3,440,182 | 35.3 |
| **50** | 0.01084 | 1,042 | 0.00218 | 96,057 | 477,679 | 0.98527 | 2,956,710 | 30.8 |
| **55** | 0.01867 | 1,774 | 0.00377 | 95,015 | 470,641 | 0.96792 | 2,479,031 | 26.1 |
| **60** | 0.04575 | 4,265 | 0.00936 | 93,241 | 455,544 | 0.93903 | 2,008,389 | 21.5 |
| **65** | 0.07692 | 6,844 | 0.01600 | 88,976 | 427,769 | 0.90793 | 1,552,846 | 17.5 |
| **70** | 0.10848 | 8,910 | 0.02294 | 82,132 | 388,385 | 0.83618 | 1,125,076 | 13.7 |
| **75** | 0.22590 | 16,541 | 0.05093 | 73,222 | 324,758 | 0.55917 [c] | 736,691 | 10.1 |
| **80+** | 1.00000 | 56,681 | 0.13760 | 56,681 | 411,933 | - | 411,933 | 7.3 |

**Nota:** *Notes:*

[a] **Daripada umur 0 hingga kumpulan umur 1-4**
*From age of 0 to age group 1-4*

[b] **Daripada umur 0, kumpulan umur 1-4 hingga kumpulan umur 5-9**
*From age of 0, age group 1-4 to age group 5-9*

[c] **Daripada umur 75 hingga 80+**
*From age of 75 to 80+*

[e] **Anggaran**
*Estimates*

# NEGERI & DAERAH PENTADBIRAN

## *STATE & ADMINISTRATIVE DISTRICT*

# SABAH

# 2026e

**Muka surat ini sengaja dibiarkan kosong**

*This page is deliberately left blank*

**Jadual 5.10: Jadual hayat ringkas mengikut jantina dan umur, Sabah, 2026[e]**

*Table 5.10: Abridged life table by sex and age, Sabah, 2026 [e]*

| **Umur** *Age* | **Kebarangkalian mati di antara umur x dan umur x+n** *Probability of dying between age x and age x+n* | **Bilangan kematian di antara umur x dan umur x+n** *Number of deaths between age x and age x+n* | **Kadar tengah mortaliti di antara umur x dan umur x+n** *Central mortality rate between age x and age x+n* | **Penakat (orang yang masih hidup) pada umur tepat x** *Survivors at exact age x* | **Bilangan orang hidup-tahun di antara umur x dan umur x+n** *Number of person-years lived between age x and age x+n* | **Nisbah ketakatan** *Survival ratio* | **Jumlah bilangan orang hidup-tahun selepas umur tepat x** *Total number of person-years lived after exact age x* | **Jangkaan hayat** *Life expectancy* |
|---|---|---|---|---|---|---|---|---|
| **x** | $_nq_x$ | $_nd_x$ | $_nm_x$ | $l_x$ | $_nL_x$ | $_nS_x$ | $T_x$ | $e_x$ |
| **Lelaki dan Perempuan** *Both sexes* | | | | | | | | |
| **0** | 0.00793 | 793 | 0.00799 | 100,000 | 99,266 | 0.99149 [a] | 7,510,732 | 75.1 |
| **1** | 0.00142 | 140 | 0.00035 | 99,207 | 396,480 | 0.99867 [b] | 7,411,467 | 74.7 |
| **5** | 0.00100 | 99 | 0.00020 | 99,067 | 495,086 | 0.99879 | 7,014,987 | 70.8 |
| **10** | 0.00141 | 140 | 0.00028 | 98,968 | 494,489 | 0.99839 | 6,519,900 | 65.9 |
| **15** | 0.00180 | 178 | 0.00036 | 98,828 | 493,694 | 0.99789 | 6,025,411 | 61.0 |
| **20** | 0.00241 | 238 | 0.00048 | 98,650 | 492,653 | 0.99741 | 5,531,718 | 56.1 |
| **25** | 0.00277 | 272 | 0.00055 | 98,412 | 491,378 | 0.99603 | 5,039,064 | 51.2 |
| **30** | 0.00518 | 508 | 0.00104 | 98,139 | 489,427 | 0.99368 | 4,547,686 | 46.3 |
| **35** | 0.00747 | 729 | 0.00150 | 97,631 | 486,333 | 0.99038 | 4,058,259 | 41.6 |
| **40** | 0.01178 | 1,141 | 0.00237 | 96,902 | 481,656 | 0.98314 | 3,571,926 | 36.9 |
| **45** | 0.02200 | 2,106 | 0.00445 | 95,761 | 473,537 | 0.97217 | 3,090,270 | 32.3 |
| **50** | 0.03380 | 3,165 | 0.00688 | 93,654 | 460,358 | 0.95552 | 2,616,733 | 27.9 |
| **55** | 0.05554 | 5,026 | 0.01143 | 90,489 | 439,881 | 0.93314 | 2,156,375 | 23.8 |
| **60** | 0.07884 | 6,738 | 0.01641 | 85,463 | 410,472 | 0.90757 | 1,716,494 | 20.1 |
| **65** | 0.10718 | 8,438 | 0.02265 | 78,726 | 372,533 | 0.88123 | 1,306,022 | 16.6 |
| **70** | 0.13176 | 9,261 | 0.02821 | 70,288 | 328,286 | 0.83637 | 933,489 | 13.3 |
| **75** | 0.20033 | 12,225 | 0.04452 | 61,027 | 274,570 | 0.54632 [c] | 605,203 | 9.9 |
| **80+** | 1.00000 | 48,801 | 0.14760 | 48,801 | 330,633 | - | 330,633 | 6.8 |
| **Lelaki** *Male* | | | | | | | | |
| **0** | 0.00879 | 879 | 0.00886 | 100,000 | 99,181 | 0.99044 [a] | 7,299,420 | 73.0 |
| **1** | 0.00189 | 187 | 0.00047 | 99,121 | 396,041 | 0.99830 [b] | 7,200,239 | 72.6 |
| **5** | 0.00117 | 116 | 0.00023 | 98,934 | 494,381 | 0.99868 | 6,804,198 | 68.8 |
| **10** | 0.00148 | 146 | 0.00030 | 98,818 | 493,727 | 0.99815 | 6,309,818 | 63.9 |
| **15** | 0.00223 | 220 | 0.00045 | 98,673 | 492,812 | 0.99721 | 5,816,091 | 58.9 |
| **20** | 0.00336 | 330 | 0.00067 | 98,452 | 491,436 | 0.99659 | 5,323,279 | 54.1 |
| **25** | 0.00346 | 340 | 0.00069 | 98,122 | 489,760 | 0.99505 | 4,831,843 | 49.2 |
| **30** | 0.00645 | 631 | 0.00129 | 97,782 | 487,334 | 0.99201 | 4,342,082 | 44.4 |
| **35** | 0.00954 | 927 | 0.00192 | 97,152 | 483,442 | 0.98818 | 3,854,748 | 39.7 |
| **40** | 0.01412 | 1,359 | 0.00284 | 96,225 | 477,728 | 0.97986 | 3,371,307 | 35.0 |
| **45** | 0.02625 | 2,490 | 0.00532 | 94,866 | 468,104 | 0.96627 | 2,893,579 | 30.5 |
| **50** | 0.04141 | 3,825 | 0.00846 | 92,376 | 452,315 | 0.94422 | 2,425,475 | 26.3 |
| **55** | 0.07078 | 6,267 | 0.01467 | 88,550 | 427,083 | 0.91578 | 1,973,160 | 22.3 |
| **60** | 0.09869 | 8,120 | 0.02076 | 82,283 | 391,115 | 0.88561 | 1,546,077 | 18.8 |
| **65** | 0.13181 | 9,776 | 0.02822 | 74,163 | 346,375 | 0.85892 | 1,154,962 | 15.6 |
| **70** | 0.15175 | 9,771 | 0.03284 | 64,387 | 297,509 | 0.81395 | 808,587 | 12.6 |
| **75** | 0.22648 | 12,369 | 0.05108 | 54,616 | 242,158 | 0.52618 [c] | 511,078 | 9.4 |
| **80+** | 1.00000 | 42,247 | 0.15710 | 42,247 | 268,920 | - | 268,920 | 6.4 |
| **Perempuan** *Female* | | | | | | | | |
| **0** | 0.00698 | 698 | 0.00703 | 100,000 | 99,351 | 0.99267 [a] | 7,762,859 | 77.6 |
| **1** | 0.00091 | 90 | 0.00023 | 99,302 | 396,983 | 0.99903 [b] | 7,663,507 | 77.2 |
| **5** | 0.00082 | 81 | 0.00016 | 99,212 | 495,854 | 0.99892 | 7,266,524 | 73.2 |
| **10** | 0.00134 | 133 | 0.00027 | 99,130 | 495,318 | 0.99866 | 6,770,670 | 68.3 |
| **15** | 0.00134 | 133 | 0.00027 | 98,997 | 494,653 | 0.99867 | 6,275,352 | 63.4 |
| **20** | 0.00133 | 131 | 0.00027 | 98,864 | 493,994 | 0.99835 | 5,780,699 | 58.5 |
| **25** | 0.00197 | 195 | 0.00040 | 98,733 | 493,178 | 0.99714 | 5,286,705 | 53.5 |
| **30** | 0.00374 | 368 | 0.00075 | 98,538 | 491,770 | 0.99548 | 4,793,527 | 48.6 |
| **35** | 0.00531 | 522 | 0.00107 | 98,170 | 489,545 | 0.99273 | 4,301,757 | 43.8 |
| **40** | 0.00924 | 903 | 0.00186 | 97,648 | 485,984 | 0.98672 | 3,812,212 | 39.0 |
| **45** | 0.01735 | 1,678 | 0.00350 | 96,745 | 479,531 | 0.97852 | 3,326,228 | 34.4 |
| **50** | 0.02569 | 2,443 | 0.00521 | 95,067 | 469,229 | 0.96758 | 2,846,696 | 29.9 |
| **55** | 0.03932 | 3,642 | 0.00802 | 92,624 | 454,016 | 0.95173 | 2,377,468 | 25.7 |
| **60** | 0.05758 | 5,124 | 0.01186 | 88,982 | 432,101 | 0.93131 | 1,923,451 | 21.6 |
| **65** | 0.08047 | 6,748 | 0.01677 | 83,858 | 402,420 | 0.90547 | 1,491,351 | 17.8 |
| **70** | 0.10981 | 8,468 | 0.02324 | 77,110 | 364,380 | 0.85948 | 1,088,930 | 14.1 |
| **75** | 0.17501 | 12,013 | 0.03836 | 68,642 | 313,178 | 0.56776 [c] | 724,550 | 10.6 |
| **80+** | 1.00000 | 56,629 | 0.13766 | 56,629 | 411,372 | - | 411,372 | 7.3 |

**Nota:** *Notes:*

[a] **Daripada umur 0 hingga kumpulan umur 1-4**
*From age of 0 to age group 1-4*

[b] **Daripada umur 0, kumpulan umur 1-4 hingga kumpulan umur 5-9**
*From age of 0, age group 1-4 to age group 5-9*

[c] **Daripada umur 75 hingga 80+**
*From age of 75 to 80+*

[e] **Anggaran**
*Estimates*

**Jadual 5.10.1: Jadual hayat ringkas mengikut jantina dan umur, Tawau, Sabah, 2026[e]**
*Table 5.10.1: Abridged life table by sex and age, Tawau, Sabah, 2026 [e]*

| **Umur** *Age* | **Kebarangkalian mati di antara umur x dan umur x+n** *Probability of dying between age x and age x+n* | **Bilangan kematian di antara umur x dan umur x+n** *Number of deaths between age x and age x+n* | **Kadar tengah mortaliti di antara umur x dan umur x+n** *Central mortality rate between age x and age x+n* | **Penakat (orang yang masih hidup) pada umur tepat x** *Survivors at exact age x* | **Bilangan orang hidup-tahun di antara umur x dan umur x+n** *Number of person-years lived between age x and age x+n* | **Nisbah ketakatan** *Survival ratio* | **Jumlah bilangan orang hidup-tahun selepas umur tepat x** *Total number of person-years lived after exact age x* | **Jangkaan hayat** *Life expectancy* |
|---|---|---|---|---|---|---|---|---|
| **x** | $_nq_x$ | $_nd_x$ | $_nm_x$ | $l_x$ | $_nL_x$ | $_nS_x$ | $T_x$ | $e_x$ |
| **Lelaki dan Perempuan** *Both sexes* | | | | | | | | |
| **0** | 0.00735 | 735 | 0.00740 | 100,000 | 99,318 | 0.99230 [a] | 7,645,257 | 76.5 |
| **1** | 0.00094 | 93 | 0.00023 | 99,265 | 396,830 | 0.99909 [b] | 7,545,939 | 76.0 |
| **5** | 0.00067 | 67 | 0.00013 | 99,172 | 495,695 | 0.99882 | 7,149,109 | 72.1 |
| **10** | 0.00169 | 167 | 0.00034 | 99,106 | 495,111 | 0.99827 | 6,653,414 | 67.1 |
| **15** | 0.00177 | 175 | 0.00035 | 98,939 | 494,256 | 0.99810 | 6,158,304 | 62.2 |
| **20** | 0.00202 | 200 | 0.00041 | 98,764 | 493,319 | 0.99811 | 5,664,048 | 57.3 |
| **25** | 0.00175 | 173 | 0.00035 | 98,564 | 492,387 | 0.99731 | 5,170,729 | 52.5 |
| **30** | 0.00362 | 357 | 0.00073 | 98,391 | 491,064 | 0.99567 | 4,678,341 | 47.5 |
| **35** | 0.00504 | 494 | 0.00101 | 98,034 | 488,936 | 0.99312 | 4,187,277 | 42.7 |
| **40** | 0.00872 | 850 | 0.00175 | 97,540 | 485,574 | 0.98492 | 3,698,341 | 37.9 |
| **45** | 0.02151 | 2,079 | 0.00435 | 96,690 | 478,249 | 0.97510 | 3,212,767 | 33.2 |
| **50** | 0.02838 | 2,685 | 0.00576 | 94,610 | 466,339 | 0.95885 | 2,734,518 | 28.9 |
| **55** | 0.05429 | 4,991 | 0.01116 | 91,925 | 447,150 | 0.94489 | 2,268,180 | 24.7 |
| **60** | 0.05597 | 4,866 | 0.01152 | 86,935 | 422,510 | 0.92522 | 1,821,030 | 20.9 |
| **65** | 0.09470 | 7,772 | 0.01988 | 82,069 | 390,916 | 0.88501 | 1,398,520 | 17.0 |
| **70** | 0.13740 | 10,209 | 0.02951 | 74,297 | 345,966 | 0.84381 | 1,007,603 | 13.6 |
| **75** | 0.17798 | 11,406 | 0.03907 | 64,089 | 291,929 | 0.55878 [c] | 661,638 | 10.3 |
| **80+** | 1.00000 | 52,683 | 0.14250 | 52,683 | 369,709 | - | 369,709 | 7.0 |
| **Lelaki** *Male* | | | | | | | | |
| **0** | 0.00829 | 829 | 0.00836 | 100,000 | 99,226 | 0.99112 [a] | 7,445,187 | 74.5 |
| **1** | 0.00149 | 148 | 0.00037 | 99,171 | 396,333 | 0.99861 [b] | 7,345,961 | 74.1 |
| **5** | 0.00099 | 98 | 0.00020 | 99,023 | 494,869 | 0.99832 | 6,949,628 | 70.2 |
| **10** | 0.00236 | 234 | 0.00047 | 98,925 | 494,039 | 0.99773 | 6,454,759 | 65.2 |
| **15** | 0.00218 | 215 | 0.00044 | 98,691 | 492,917 | 0.99752 | 5,960,721 | 60.4 |
| **20** | 0.00279 | 275 | 0.00056 | 98,476 | 491,692 | 0.99745 | 5,467,804 | 55.5 |
| **25** | 0.00230 | 226 | 0.00046 | 98,201 | 490,439 | 0.99676 | 4,976,112 | 50.7 |
| **30** | 0.00418 | 409 | 0.00084 | 97,975 | 488,850 | 0.99452 | 4,485,674 | 45.8 |
| **35** | 0.00679 | 662 | 0.00136 | 97,565 | 486,171 | 0.99111 | 3,996,824 | 41.0 |
| **40** | 0.01101 | 1,067 | 0.00222 | 96,903 | 481,847 | 0.98256 | 3,510,652 | 36.2 |
| **45** | 0.02393 | 2,294 | 0.00484 | 95,836 | 473,445 | 0.96945 | 3,028,805 | 31.6 |
| **50** | 0.03733 | 3,492 | 0.00761 | 93,542 | 458,981 | 0.94876 | 2,555,360 | 27.3 |
| **55** | 0.06569 | 5,915 | 0.01358 | 90,050 | 435,463 | 0.93221 | 2,096,379 | 23.3 |
| **60** | 0.07003 | 5,892 | 0.01452 | 84,135 | 405,944 | 0.90531 | 1,660,916 | 19.7 |
| **65** | 0.12121 | 9,484 | 0.02581 | 78,243 | 367,503 | 0.85843 | 1,254,972 | 16.0 |
| **70** | 0.16474 | 11,327 | 0.03591 | 68,759 | 315,475 | 0.82612 | 887,469 | 12.9 |
| **75** | 0.18483 | 10,615 | 0.04073 | 57,431 | 260,619 | 0.54437 [c] | 571,994 | 10.0 |
| **80+** | 1.00000 | 46,816 | 0.15035 | 46,816 | 311,375 | - | 311,375 | 6.7 |
| **Perempuan** *Female* | | | | | | | | |
| **0** | 0.00633 | 633 | 0.00636 | 100,000 | 99,411 | 0.99357 [a] | 7,882,290 | 78.8 |
| **1** | 0.00038 | 38 | 0.00009 | 99,367 | 397,376 | 0.99955 [b] | 7,782,879 | 78.3 |
| **5** | 0.00034 | 34 | 0.00007 | 99,330 | 496,565 | 0.99932 | 7,385,503 | 74.4 |
| **10** | 0.00101 | 100 | 0.00020 | 99,296 | 496,230 | 0.99884 | 6,888,938 | 69.4 |
| **15** | 0.00132 | 131 | 0.00026 | 99,196 | 495,652 | 0.99877 | 6,392,708 | 64.4 |
| **20** | 0.00114 | 113 | 0.00023 | 99,065 | 495,042 | 0.99887 | 5,897,056 | 59.5 |
| **25** | 0.00111 | 110 | 0.00022 | 98,952 | 494,483 | 0.99795 | 5,402,014 | 54.6 |
| **30** | 0.00298 | 294 | 0.00060 | 98,842 | 493,472 | 0.99692 | 4,907,531 | 49.7 |
| **35** | 0.00318 | 314 | 0.00064 | 98,547 | 491,951 | 0.99533 | 4,414,059 | 44.8 |
| **40** | 0.00615 | 605 | 0.00123 | 98,233 | 489,655 | 0.98756 | 3,922,108 | 39.9 |
| **45** | 0.01877 | 1,833 | 0.00379 | 97,629 | 483,562 | 0.98137 | 3,432,453 | 35.2 |
| **50** | 0.01848 | 1,771 | 0.00373 | 95,796 | 474,554 | 0.96995 | 2,948,891 | 30.8 |
| **55** | 0.04184 | 3,934 | 0.00855 | 94,026 | 460,293 | 0.95890 | 2,474,337 | 26.3 |
| **60** | 0.04032 | 3,633 | 0.00823 | 90,091 | 441,376 | 0.94680 | 2,014,044 | 22.4 |
| **65** | 0.06663 | 5,761 | 0.01378 | 86,459 | 417,892 | 0.91339 | 1,572,669 | 18.2 |
| **70** | 0.10801 | 8,716 | 0.02284 | 80,698 | 381,700 | 0.86186 | 1,154,776 | 14.3 |
| **75** | 0.17191 | 12,374 | 0.03761 | 71,982 | 328,973 | 0.57446 [c] | 773,077 | 10.7 |
| **80+** | 1.00000 | 59,607 | 0.13422 | 59,607 | 444,104 | - | 444,104 | 7.5 |

**Nota:** *Notes:*
[a] **Daripada umur 0 hingga kumpulan umur 1-4**
*From age of 0 to age group 1-4*
[b] **Daripada umur 0, kumpulan umur 1-4 hingga kumpulan umur 5-9**
*From age of 0, age group 1-4 to age group 5-9*
[c] **Daripada umur 75 hingga 80+**
*From age of 75 to 80+*
[e] **Anggaran**
*Estimates*

**Jadual 5.10.2: Jadual hayat ringkas mengikut jantina dan umur, Lahad Datu, Sabah, 2026[e]**

*Table 5.10.2: Abridged life table by sex and age, Lahad Datu, Sabah, 2026 [e]*

| **Umur** *Age* | **Kebarangkalian mati di antara umur x dan umur x+n** *Probability of dying between age x and age x+n* | **Bilangan kematian di antara umur x dan umur x+n** *Number of deaths between age x and age x+n* | **Kadar tengah mortaliti di antara umur x dan umur x+n** *Central mortality rate between age x and age x+n* | **Penakat (orang yang masih hidup) pada umur tepat x** *Survivors at exact age x* | **Bilangan orang hidup-tahun di antara umur x dan umur x+n** *Number of person-years lived between age x and age x+n* | **Nisbah ketakatan** *Survival ratio* | **Jumlah bilangan orang hidup-tahun selepas umur tepat x** *Total number of person-years lived after exact age x* | **Jangkaan hayat** *Life expectancy* |
|---|---|---|---|---|---|---|---|---|
| **x** | $_nq_x$ | $_nd_x$ | $_nm_x$ | $l_x$ | $_nL_x$ | $_nS_x$ | $T_x$ | $e_x$ |
| **Lelaki dan Perempuan** *Both sexes* | | | | | | | | |
| **0** | 0.00706 | 706 | 0.00711 | 100,000 | 99,344 | 0.99246 [a] | 7,876,059 | 78.8 |
| **1** | 0.00117 | 116 | 0.00029 | 99,294 | 396,887 | 0.99846 [b] | 7,776,715 | 78.3 |
| **5** | 0.00170 | 169 | 0.00034 | 99,178 | 495,467 | 0.99876 | 7,379,828 | 74.4 |
| **10** | 0.00078 | 77 | 0.00016 | 99,009 | 494,852 | 0.99930 | 6,884,362 | 69.5 |
| **15** | 0.00062 | 61 | 0.00012 | 98,932 | 494,507 | 0.99863 | 6,389,510 | 64.6 |
| **20** | 0.00213 | 210 | 0.00043 | 98,871 | 493,829 | 0.99784 | 5,895,002 | 59.6 |
| **25** | 0.00220 | 217 | 0.00044 | 98,661 | 492,762 | 0.99775 | 5,401,173 | 54.7 |
| **30** | 0.00230 | 227 | 0.00046 | 98,444 | 491,654 | 0.99653 | 4,908,411 | 49.9 |
| **35** | 0.00463 | 455 | 0.00093 | 98,217 | 489,949 | 0.99429 | 4,416,757 | 45.0 |
| **40** | 0.00679 | 664 | 0.00136 | 97,762 | 487,153 | 0.98666 | 3,926,808 | 40.2 |
| **45** | 0.01994 | 1,936 | 0.00403 | 97,099 | 480,653 | 0.97913 | 3,439,655 | 35.4 |
| **50** | 0.02181 | 2,076 | 0.00441 | 95,162 | 470,622 | 0.96479 | 2,959,002 | 31.1 |
| **55** | 0.04891 | 4,552 | 0.01003 | 93,087 | 454,052 | 0.94972 | 2,488,380 | 26.7 |
| **60** | 0.05171 | 4,578 | 0.01062 | 88,534 | 431,224 | 0.94014 | 2,034,328 | 23.0 |
| **65** | 0.06845 | 5,747 | 0.01418 | 83,956 | 405,410 | 0.92761 | 1,603,104 | 19.1 |
| **70** | 0.07661 | 5,991 | 0.01593 | 78,209 | 376,065 | 0.89930 | 1,197,694 | 15.3 |
| **75** | 0.12680 | 9,157 | 0.02708 | 72,217 | 338,194 | 0.58839 [c] | 821,629 | 11.4 |
| **80+** | 1.00000 | 63,060 | 0.13044 | 63,060 | 483,436 | - | 483,436 | 7.7 |
| **Lelaki** *Male* | | | | | | | | |
| **0** | 0.01031 | 1,031 | 0.01040 | 100,000 | 99,044 | 0.98875 [a] | 7,704,787 | 77.0 |
| **1** | 0.00232 | 230 | 0.00058 | 98,969 | 395,332 | 0.99839 [b] | 7,605,743 | 76.8 |
| **5** | 0.00048 | 47 | 0.00010 | 98,740 | 493,581 | 0.99950 | 7,210,411 | 73.0 |
| **10** | 0.00051 | 51 | 0.00010 | 98,693 | 493,336 | 0.99917 | 6,716,830 | 68.1 |
| **15** | 0.00115 | 114 | 0.00023 | 98,642 | 492,925 | 0.99796 | 6,223,494 | 63.1 |
| **20** | 0.00293 | 288 | 0.00059 | 98,528 | 491,920 | 0.99777 | 5,730,569 | 58.2 |
| **25** | 0.00153 | 150 | 0.00031 | 98,240 | 490,824 | 0.99829 | 5,238,649 | 53.3 |
| **30** | 0.00189 | 185 | 0.00038 | 98,089 | 489,985 | 0.99678 | 4,747,825 | 48.4 |
| **35** | 0.00456 | 447 | 0.00091 | 97,905 | 488,405 | 0.99352 | 4,257,840 | 43.5 |
| **40** | 0.00841 | 819 | 0.00169 | 97,458 | 485,240 | 0.98659 | 3,769,435 | 38.7 |
| **45** | 0.01845 | 1,783 | 0.00372 | 96,638 | 478,735 | 0.98109 | 3,284,195 | 34.0 |
| **50** | 0.01938 | 1,839 | 0.00391 | 94,856 | 469,682 | 0.96120 | 2,805,460 | 29.6 |
| **55** | 0.05861 | 5,452 | 0.01208 | 93,017 | 451,456 | 0.93477 | 2,335,778 | 25.1 |
| **60** | 0.07227 | 6,328 | 0.01500 | 87,565 | 422,007 | 0.91903 | 1,884,321 | 21.5 |
| **65** | 0.09034 | 7,339 | 0.01892 | 81,237 | 387,838 | 0.90995 | 1,462,314 | 18.0 |
| **70** | 0.08973 | 6,631 | 0.01879 | 73,898 | 352,914 | 0.87791 | 1,074,476 | 14.5 |
| **75** | 0.15765 | 10,605 | 0.03423 | 67,267 | 309,826 | 0.57062 [c] | 721,562 | 10.7 |
| **80+** | 1.00000 | 56,663 | 0.13762 | 56,663 | 411,736 | - | 411,736 | 7.3 |
| **Perempuan** *Female* | | | | | | | | |
| **0** | 0.00349 | 349 | 0.00350 | 100,000 | 99,672 | 0.99655 [a] | 8,078,875 | 80.8 |
| **1** | 0.00000 | - | 0.00000 | 99,651 | 398,604 | 0.99847 [b] | 7,979,203 | 80.1 |
| **5** | 0.00297 | 296 | 0.00060 | 99,651 | 497,514 | 0.99799 | 7,580,600 | 76.1 |
| **10** | 0.00104 | 104 | 0.00021 | 99,355 | 496,514 | 0.99948 | 7,083,086 | 71.3 |
| **15** | 0.00000 | - | 0.00000 | 99,251 | 496,255 | 0.99942 | 6,586,572 | 66.4 |
| **20** | 0.00117 | 116 | 0.00023 | 99,251 | 495,965 | 0.99791 | 6,090,317 | 61.4 |
| **25** | 0.00301 | 299 | 0.00060 | 99,135 | 494,929 | 0.99708 | 5,594,352 | 56.4 |
| **30** | 0.00282 | 279 | 0.00057 | 98,836 | 493,485 | 0.99623 | 5,099,423 | 51.6 |
| **35** | 0.00471 | 464 | 0.00094 | 98,557 | 491,626 | 0.99519 | 4,605,938 | 46.7 |
| **40** | 0.00490 | 481 | 0.00098 | 98,093 | 489,264 | 0.98672 | 4,114,312 | 41.9 |
| **45** | 0.02170 | 2,119 | 0.00439 | 97,612 | 482,766 | 0.97685 | 3,625,049 | 37.1 |
| **50** | 0.02462 | 2,351 | 0.00499 | 95,494 | 471,592 | 0.96873 | 3,142,283 | 32.9 |
| **55** | 0.03810 | 3,548 | 0.00777 | 93,143 | 456,844 | 0.96652 | 2,670,691 | 28.7 |
| **60** | 0.02868 | 2,570 | 0.00582 | 89,595 | 441,549 | 0.96322 | 2,213,847 | 24.7 |
| **65** | 0.04513 | 3,927 | 0.00923 | 87,025 | 425,306 | 0.94659 | 1,772,298 | 20.4 |
| **70** | 0.06208 | 5,159 | 0.01281 | 83,098 | 402,592 | 0.92179 | 1,346,992 | 16.2 |
| **75** | 0.09540 | 7,436 | 0.02004 | 77,939 | 371,106 | 0.60705 [c] | 944,400 | 12.1 |
| **80+** | 1.00000 | 70,503 | 0.12298 | 70,503 | 573,295 | - | 573,295 | 8.1 |

**Nota:** *Notes:*

[a] **Daripada umur 0 hingga kumpulan umur 1-4**
*From age of 0 to age group 1-4*

[b] **Daripada umur 0, kumpulan umur 1-4 hingga kumpulan umur 5-9**
*From age of 0, age group 1-4 to age group 5-9*

[c] **Daripada umur 75 hingga 80+**
*From age of 75 to 80+*

[e] **Anggaran**
*Estimates*

**Jadual 5.10.3: Jadual hayat ringkas mengikut jantina dan umur, Semporna, Sabah, 2026[e]**

*Table 5.10.3: Abridged life table by sex and age, Semporna, Sabah, 2026 [e]*

| Umur *Age* | Kebarangkalian mati di antara umur x dan umur x+n *Probability of dying between age x and age x+n* | Bilangan kematian di antara umur x dan umur x+n *Number of deaths between age x and age x+n* | Kadar tengah mortaliti di antara umur x dan umur x+n *Central mortality rate between age x and age x+n* | Penakat (orang yang masih hidup) pada umur tepat x *Survivors at exact age x* | Bilangan orang hidup-tahun di antara umur x dan umur x+n *Number of person-years lived between age x and age x+n* | Nisbah ketakatan *Survival ratio* | Jumlah bilangan orang hidup-tahun selepas umur tepat x *Total number of person-years lived after exact age x* | Jangkaan hayat *Life expectancy* |
|---|---|---|---|---|---|---|---|---|
| x | $_nq_x$ | $_nd_x$ | $_nm_x$ | $l_x$ | $_nL_x$ | $_nS_x$ | $T_x$ | $e_x$ |
| **Lelaki dan Perempuan** *Both sexes* | | | | | | | | |
| **0** | 0.00573 | 573 | 0.00577 | 100,000 | 99,465 | 0.99364 [a] | 7,299,830 | 73.0 |
| **1** | 0.00142 | 141 | 0.00036 | 99,427 | 397,355 | 0.99862 [b] | 7,200,365 | 72.4 |
| **5** | 0.00117 | 116 | 0.00023 | 99,285 | 496,137 | 0.99864 | 6,803,010 | 68.5 |
| **10** | 0.00154 | 153 | 0.00031 | 99,169 | 495,464 | 0.99837 | 6,306,873 | 63.6 |
| **15** | 0.00171 | 169 | 0.00034 | 99,016 | 494,658 | 0.99774 | 5,811,409 | 58.7 |
| **20** | 0.00281 | 278 | 0.00056 | 98,847 | 493,541 | 0.99678 | 5,316,751 | 53.8 |
| **25** | 0.00364 | 359 | 0.00073 | 98,569 | 491,950 | 0.99519 | 4,823,209 | 48.9 |
| **30** | 0.00599 | 588 | 0.00120 | 98,211 | 489,584 | 0.99268 | 4,331,259 | 44.1 |
| **35** | 0.00866 | 845 | 0.00174 | 97,623 | 486,001 | 0.98923 | 3,841,675 | 39.4 |
| **40** | 0.01290 | 1,249 | 0.00260 | 96,778 | 480,767 | 0.98054 | 3,355,674 | 34.7 |
| **45** | 0.02610 | 2,493 | 0.00529 | 95,529 | 471,412 | 0.96587 | 2,874,907 | 30.1 |
| **50** | 0.04237 | 3,942 | 0.00866 | 93,036 | 455,323 | 0.93756 | 2,403,494 | 25.8 |
| **55** | 0.08339 | 7,429 | 0.01740 | 89,094 | 426,895 | 0.90631 | 1,948,171 | 21.9 |
| **60** | 0.10492 | 8,569 | 0.02215 | 81,664 | 386,901 | 0.88163 | 1,521,276 | 18.6 |
| **65** | 0.13339 | 9,750 | 0.02858 | 73,096 | 341,105 | 0.86054 | 1,134,375 | 15.5 |
| **70** | 0.14646 | 9,278 | 0.03161 | 63,346 | 293,535 | 0.81289 | 793,271 | 12.5 |
| **75** | 0.23474 | 12,692 | 0.05319 | 54,068 | 238,611 | 0.52253 [c] | 499,735 | 9.2 |
| **80+** | 1.00000 | 41,376 | 0.15845 | 41,376 | 261,125 | - | 261,125 | 6.3 |
| **Lelaki** *Male* | | | | | | | | |
| **0** | 0.00582 | 582 | 0.00585 | 100,000 | 99,453 | 0.99373 [a] | 7,063,532 | 70.6 |
| **1** | 0.00110 | 110 | 0.00028 | 99,418 | 397,414 | 0.99877 [b] | 6,964,079 | 70.0 |
| **5** | 0.00116 | 115 | 0.00023 | 99,309 | 496,256 | 0.99880 | 6,566,665 | 66.1 |
| **10** | 0.00123 | 122 | 0.00025 | 99,194 | 495,663 | 0.99867 | 6,070,409 | 61.2 |
| **15** | 0.00142 | 141 | 0.00028 | 99,071 | 495,005 | 0.99698 | 5,574,746 | 56.3 |
| **20** | 0.00462 | 457 | 0.00093 | 98,931 | 493,511 | 0.99517 | 5,079,741 | 51.3 |
| **25** | 0.00505 | 497 | 0.00101 | 98,474 | 491,126 | 0.99405 | 4,586,230 | 46.6 |
| **30** | 0.00685 | 671 | 0.00137 | 97,977 | 488,206 | 0.99115 | 4,095,104 | 41.8 |
| **35** | 0.01087 | 1,057 | 0.00218 | 97,306 | 483,886 | 0.98885 | 3,606,897 | 37.1 |
| **40** | 0.01143 | 1,100 | 0.00230 | 96,249 | 478,493 | 0.97858 | 3,123,011 | 32.4 |
| **45** | 0.03153 | 3,000 | 0.00641 | 95,149 | 468,242 | 0.96165 | 2,644,518 | 27.8 |
| **50** | 0.04539 | 4,182 | 0.00929 | 92,148 | 450,286 | 0.91904 | 2,176,276 | 23.6 |
| **55** | 0.11823 | 10,400 | 0.02513 | 87,966 | 413,830 | 0.86515 | 1,725,991 | 19.6 |
| **60** | 0.15371 | 11,922 | 0.03330 | 77,566 | 358,024 | 0.83238 | 1,312,161 | 16.9 |
| **65** | 0.18405 | 12,082 | 0.04054 | 65,644 | 298,014 | 0.83637 | 954,137 | 14.5 |
| **70** | 0.13861 | 7,424 | 0.02979 | 53,562 | 249,248 | 0.81107 | 656,123 | 12.2 |
| **75** | 0.24735 | 11,412 | 0.05645 | 46,137 | 202,157 | 0.50315 [c] | 406,875 | 8.8 |
| **80+** | 1.00000 | 34,725 | 0.16963 | 34,725 | 204,718 | - | 204,718 | 5.9 |
| **Perempuan** *Female* | | | | | | | | |
| **0** | 0.00563 | 563 | 0.00566 | 100,000 | 99,474 | 0.99358 [a] | 7,575,635 | 75.8 |
| **1** | 0.00175 | 174 | 0.00044 | 99,437 | 397,313 | 0.99845 [b] | 7,476,161 | 75.2 |
| **5** | 0.00118 | 117 | 0.00024 | 99,262 | 496,018 | 0.99848 | 7,078,848 | 71.3 |
| **10** | 0.00186 | 184 | 0.00037 | 99,145 | 495,265 | 0.99807 | 6,582,829 | 66.4 |
| **15** | 0.00201 | 199 | 0.00040 | 98,961 | 494,307 | 0.99855 | 6,087,565 | 61.5 |
| **20** | 0.00089 | 88 | 0.00018 | 98,762 | 493,590 | 0.99850 | 5,593,257 | 56.6 |
| **25** | 0.00211 | 208 | 0.00042 | 98,674 | 492,850 | 0.99644 | 5,099,667 | 51.7 |
| **30** | 0.00501 | 493 | 0.00100 | 98,466 | 491,097 | 0.99433 | 4,606,818 | 46.8 |
| **35** | 0.00634 | 621 | 0.00127 | 97,973 | 488,312 | 0.98961 | 4,115,721 | 42.0 |
| **40** | 0.01447 | 1,409 | 0.00292 | 97,352 | 483,238 | 0.98272 | 3,627,409 | 37.3 |
| **45** | 0.02013 | 1,931 | 0.00407 | 95,943 | 474,887 | 0.97044 | 3,144,172 | 32.8 |
| **50** | 0.03919 | 3,685 | 0.00800 | 94,012 | 460,848 | 0.95679 | 2,669,284 | 28.4 |
| **55** | 0.04739 | 4,281 | 0.00971 | 90,327 | 440,934 | 0.94932 | 2,208,437 | 24.4 |
| **60** | 0.05413 | 4,658 | 0.01113 | 86,046 | 418,587 | 0.93227 | 1,767,503 | 20.5 |
| **65** | 0.08211 | 6,683 | 0.01713 | 81,389 | 390,235 | 0.88277 | 1,348,916 | 16.6 |
| **70** | 0.15548 | 11,615 | 0.03372 | 74,705 | 344,489 | 0.81426 | 958,681 | 12.8 |
| **75** | 0.22157 | 13,979 | 0.04983 | 63,090 | 280,504 | 0.54329 [c] | 614,192 | 9.7 |
| **80+** | 1.00000 | 49,112 | 0.14718 | 49,112 | 333,687 | - | 333,687 | 6.8 |

**Nota:** *Notes:*

[a] **Daripada umur 0 hingga kumpulan umur 1-4**
*From age of 0 to age group 1-4*

[b] **Daripada umur 0, kumpulan umur 1-4 hingga kumpulan umur 5-9**
*From age of 0, age group 1-4 to age group 5-9*

[c] **Daripada umur 75 hingga 80+**
*From age of 75 to 80+*

[e] **Anggaran**
*Estimates*

**Jadual 5.10.4: Jadual hayat ringkas mengikut jantina dan umur, Sandakan, Sabah, 2026[e]**

*Table 5.10.4: Abridged life table by sex and age, Sandakan, Sabah, 2026 [e]*

| Umur *Age* | Kebarangkalian mati di antara umur x dan umur x+n *Probability of dying between age x and age x+n* | Bilangan kematian di antara umur x dan umur x+n *Number of deaths between age x and age x+n* | Kadar tengah mortaliti di antara umur x dan umur x+n *Central mortality rate between age x and age x+n* | Penakat (orang yang masih hidup) pada umur tepat x *Survivors at exact age x* | Bilangan orang hidup-tahun di antara umur x dan umur x+n *Number of person-years lived between age x and age x+n* | Nisbah ketakatan *Survival ratio* | Jumlah bilangan orang hidup-tahun selepas umur tepat x *Total number of person-years lived after exact age x* | Jangkaan hayat *Life expectancy* |
|---|---|---|---|---|---|---|---|---|
| x | $_nq_x$ | $_nd_x$ | $_nm_x$ | $l_x$ | $_nL_x$ | $_nS_x$ | $T_x$ | $e_x$ |
| **Lelaki dan Perempuan** *Both sexes* | | | | | | | | |
| **0** | 0.00676 | 676 | 0.00681 | 100,000 | 99,371 | 0.99279 [a] | 7,749,733 | 77.5 |
| **1** | 0.00109 | 108 | 0.00027 | 99,324 | 397,026 | 0.99909 [b] | 7,650,361 | 77.0 |
| **5** | 0.00053 | 53 | 0.00011 | 99,216 | 495,946 | 0.99913 | 7,253,336 | 73.1 |
| **10** | 0.00121 | 120 | 0.00024 | 99,163 | 495,515 | 0.99885 | 6,757,390 | 68.1 |
| **15** | 0.00110 | 109 | 0.00022 | 99,043 | 494,943 | 0.99873 | 6,261,875 | 63.2 |
| **20** | 0.00144 | 143 | 0.00029 | 98,934 | 494,313 | 0.99836 | 5,766,932 | 58.3 |
| **25** | 0.00184 | 182 | 0.00037 | 98,791 | 493,501 | 0.99722 | 5,272,619 | 53.4 |
| **30** | 0.00372 | 367 | 0.00075 | 98,609 | 492,129 | 0.99524 | 4,779,118 | 48.5 |
| **35** | 0.00580 | 570 | 0.00116 | 98,242 | 489,787 | 0.99279 | 4,286,990 | 43.6 |
| **40** | 0.00863 | 843 | 0.00173 | 97,672 | 486,254 | 0.98831 | 3,797,203 | 38.9 |
| **45** | 0.01477 | 1,430 | 0.00298 | 96,829 | 480,572 | 0.97852 | 3,310,949 | 34.2 |
| **50** | 0.02829 | 2,699 | 0.00574 | 95,399 | 470,248 | 0.96458 | 2,830,377 | 29.7 |
| **55** | 0.04275 | 3,963 | 0.00874 | 92,700 | 453,594 | 0.94799 | 2,360,129 | 25.5 |
| **60** | 0.06168 | 5,474 | 0.01273 | 88,737 | 430,004 | 0.93028 | 1,906,535 | 21.5 |
| **65** | 0.07828 | 6,518 | 0.01629 | 83,264 | 400,024 | 0.90655 | 1,476,532 | 17.7 |
| **70** | 0.10991 | 8,435 | 0.02326 | 76,746 | 362,640 | 0.85619 | 1,076,508 | 14.0 |
| **75** | 0.18188 | 12,425 | 0.04002 | 68,310 | 310,491 | 0.56506 [c] | 713,867 | 10.5 |
| **80+** | 1.00000 | 55,886 | 0.13855 | 55,886 | 403,376 | - | 403,376 | 7.2 |
| **Lelaki** *Male* | | | | | | | | |
| **0** | 0.00838 | 838 | 0.00844 | 100,000 | 99,218 | 0.99103 [a] | 7,589,162 | 75.9 |
| **1** | 0.00149 | 148 | 0.00037 | 99,162 | 396,297 | 0.99885 [b] | 7,489,944 | 75.5 |
| **5** | 0.00050 | 50 | 0.00010 | 99,014 | 494,946 | 0.99923 | 7,093,647 | 71.6 |
| **10** | 0.00103 | 102 | 0.00021 | 98,964 | 494,566 | 0.99869 | 6,598,701 | 66.7 |
| **15** | 0.00159 | 157 | 0.00032 | 98,862 | 493,917 | 0.99806 | 6,104,136 | 61.7 |
| **20** | 0.00230 | 227 | 0.00046 | 98,705 | 492,958 | 0.99763 | 5,610,218 | 56.8 |
| **25** | 0.00244 | 240 | 0.00049 | 98,478 | 491,792 | 0.99688 | 5,117,261 | 52.0 |
| **30** | 0.00381 | 374 | 0.00076 | 98,238 | 490,256 | 0.99453 | 4,625,469 | 47.1 |
| **35** | 0.00714 | 699 | 0.00143 | 97,864 | 487,572 | 0.99126 | 4,135,213 | 42.3 |
| **40** | 0.01036 | 1,006 | 0.00208 | 97,165 | 483,309 | 0.98553 | 3,647,641 | 37.5 |
| **45** | 0.01863 | 1,791 | 0.00376 | 96,159 | 476,315 | 0.97377 | 3,164,333 | 32.9 |
| **50** | 0.03397 | 3,206 | 0.00691 | 94,367 | 463,822 | 0.95981 | 2,688,018 | 28.5 |
| **55** | 0.04662 | 4,250 | 0.00955 | 91,161 | 445,182 | 0.94189 | 2,224,196 | 24.4 |
| **60** | 0.07016 | 6,098 | 0.01454 | 86,912 | 419,313 | 0.91944 | 1,779,014 | 20.5 |
| **65** | 0.09174 | 7,414 | 0.01923 | 80,814 | 385,534 | 0.89593 | 1,359,700 | 16.8 |
| **70** | 0.11765 | 8,635 | 0.02500 | 73,400 | 345,410 | 0.83026 | 974,166 | 13.3 |
| **75** | 0.22878 | 14,817 | 0.05167 | 64,764 | 286,780 | 0.54389 [c] | 628,756 | 9.7 |
| **80+** | 1.00000 | 49,947 | 0.14606 | 49,947 | 341,976 | - | 341,976 | 6.8 |
| **Perempuan** *Female* | | | | | | | | |
| **0** | 0.00501 | 501 | 0.00503 | 100,000 | 99,532 | 0.99474 [a] | 7,934,524 | 79.3 |
| **1** | 0.00065 | 65 | 0.00016 | 99,499 | 397,836 | 0.99933 [b] | 7,834,992 | 78.7 |
| **5** | 0.00056 | 56 | 0.00011 | 99,435 | 497,034 | 0.99902 | 7,437,156 | 74.8 |
| **10** | 0.00139 | 139 | 0.00028 | 99,379 | 496,548 | 0.99900 | 6,940,122 | 69.8 |
| **15** | 0.00061 | 60 | 0.00012 | 99,240 | 496,051 | 0.99943 | 6,443,574 | 64.9 |
| **20** | 0.00053 | 52 | 0.00011 | 99,180 | 495,769 | 0.99913 | 5,947,524 | 60.0 |
| **25** | 0.00121 | 120 | 0.00024 | 99,128 | 495,338 | 0.99759 | 5,451,755 | 55.0 |
| **30** | 0.00362 | 358 | 0.00072 | 99,008 | 494,143 | 0.99600 | 4,956,417 | 50.1 |
| **35** | 0.00438 | 432 | 0.00088 | 98,650 | 492,167 | 0.99443 | 4,462,274 | 45.2 |
| **40** | 0.00675 | 663 | 0.00136 | 98,217 | 489,427 | 0.99138 | 3,970,107 | 40.4 |
| **45** | 0.01050 | 1,025 | 0.00211 | 97,554 | 485,207 | 0.98372 | 3,480,681 | 35.7 |
| **50** | 0.02213 | 2,136 | 0.00448 | 96,529 | 477,305 | 0.96975 | 2,995,474 | 31.0 |
| **55** | 0.03856 | 3,640 | 0.00786 | 94,393 | 462,865 | 0.95470 | 2,518,168 | 26.7 |
| **60** | 0.05230 | 4,746 | 0.01074 | 90,753 | 441,899 | 0.94236 | 2,055,303 | 22.6 |
| **65** | 0.06329 | 5,443 | 0.01307 | 86,007 | 416,426 | 0.91828 | 1,613,405 | 18.8 |
| **70** | 0.10139 | 8,168 | 0.02136 | 80,564 | 382,397 | 0.88209 | 1,196,979 | 14.9 |
| **75** | 0.13630 | 9,867 | 0.02925 | 72,395 | 337,308 | 0.58591 [c] | 814,582 | 11.3 |
| **80+** | 1.00000 | 62,528 | 0.13101 | 62,528 | 477,275 | - | 477,275 | 7.6 |

**Nota:** *Notes:*

[a] **Daripada umur 0 hingga kumpulan umur 1-4**
*From age of 0 to age group 1-4*

[b] **Daripada umur 0, kumpulan umur 1-4 hingga kumpulan umur 5-9**
*From age of 0, age group 1-4 to age group 5-9*

[c] **Daripada umur 75 hingga 80+**
*From age of 75 to 80+*

[e] **Anggaran**
*Estimates*

**Jadual 5.10.5: Jadual hayat ringkas mengikut jantina dan umur, Kinabatangan, Sabah, 2026[e]**

*Table 5.10.5: Abridged life table by sex and age, Kinabatangan, Sabah, 2026 [e]*

| **Umur** *Age* | **Kebarangkalian mati di antara umur x dan umur x+n** *Probability of dying between age x and age x+n* | **Bilangan kematian di antara umur x dan umur x+n** *Number of deaths between age x and age x+n* | **Kadar tengah mortaliti di antara umur x dan umur x+n** *Central mortality rate between age x and age x+n* | **Penakat (orang yang masih hidup) pada umur tepat x** *Survivors at exact age x* | **Bilangan orang hidup-tahun di antara umur x dan umur x+n** *Number of person-years lived between age x and age x+n* | **Nisbah ketakatan** *Survival ratio* | **Jumlah bilangan orang hidup-tahun selepas umur tepat x** *Total number of person-years lived after exact age x* | **Jangkaan hayat** *Life expectancy* |
|---|---|---|---|---|---|---|---|---|
| **x** | $_nq_x$ | $_nd_x$ | $_nm_x$ | $l_x$ | $_nL_x$ | $_nS_x$ | $T_x$ | $e_x$ |
| **Lelaki dan Perempuan** *Both sexes* | | | | | | | | |
| **0** | 0.01260 | 1,260 | 0.01274 | 100,000 | 98,851 | 0.98737 [a] | 7,761,442 | 77.6 |
| **1** | 0.00052 | 51 | 0.00013 | 98,740 | 394,833 | 0.99952 [b] | 7,662,592 | 77.6 |
| **5** | 0.00000 | - | 0.00000 | 98,689 | 493,444 | 1.00000 | 7,267,759 | 73.6 |
| **10** | 0.00000 | - | 0.00000 | 98,689 | 493,444 | 0.99914 | 6,774,315 | 68.6 |
| **15** | 0.00171 | 169 | 0.00034 | 98,689 | 493,022 | 0.99880 | 6,280,870 | 63.6 |
| **20** | 0.00069 | 68 | 0.00014 | 98,520 | 492,430 | 0.99914 | 5,787,848 | 58.7 |
| **25** | 0.00103 | 101 | 0.00021 | 98,452 | 492,007 | 0.99838 | 5,295,418 | 53.8 |
| **30** | 0.00221 | 218 | 0.00044 | 98,351 | 491,209 | 0.99804 | 4,803,411 | 48.8 |
| **35** | 0.00171 | 168 | 0.00034 | 98,133 | 490,245 | 0.99550 | 4,312,202 | 43.9 |
| **40** | 0.00730 | 715 | 0.00146 | 97,965 | 488,038 | 0.98880 | 3,821,957 | 39.0 |
| **45** | 0.01513 | 1,472 | 0.00305 | 97,250 | 482,572 | 0.98237 | 3,333,918 | 34.3 |
| **50** | 0.02017 | 1,931 | 0.00407 | 95,779 | 474,064 | 0.97159 | 2,851,346 | 29.8 |
| **55** | 0.03683 | 3,456 | 0.00750 | 93,847 | 460,595 | 0.95800 | 2,377,282 | 25.3 |
| **60** | 0.04736 | 4,281 | 0.00970 | 90,391 | 441,251 | 0.94876 | 1,916,688 | 21.2 |
| **65** | 0.05532 | 4,764 | 0.01138 | 86,110 | 418,639 | 0.89350 | 1,475,437 | 17.1 |
| **70** | 0.16068 | 13,071 | 0.03494 | 81,346 | 374,052 | 0.81396 | 1,056,798 | 13.0 |
| **75** | 0.21626 | 14,765 | 0.04849 | 68,275 | 304,463 | 0.55406 [c] | 682,746 | 10.0 |
| **80+** | 1.00000 | 53,510 | 0.14146 | 53,510 | 378,283 | - | 378,283 | 7.1 |
| **Lelaki** *Male* | | | | | | | | |
| **0** | 0.00871 | 871 | 0.00878 | 100,000 | 99,188 | 0.99097 [a] | 7,751,260 | 77.5 |
| **1** | 0.00094 | 93 | 0.00023 | 99,129 | 396,297 | 0.99939 [b] | 7,652,072 | 77.2 |
| **5** | 0.00000 | - | 0.00000 | 99,036 | 495,182 | 1.00000 | 7,255,775 | 73.3 |
| **10** | 0.00000 | - | 0.00000 | 99,036 | 495,182 | 0.99974 | 6,760,593 | 68.3 |
| **15** | 0.00052 | 52 | 0.00010 | 99,036 | 495,052 | 0.99932 | 6,265,412 | 63.3 |
| **20** | 0.00084 | 83 | 0.00017 | 98,984 | 494,715 | 0.99921 | 5,770,359 | 58.3 |
| **25** | 0.00074 | 73 | 0.00015 | 98,902 | 494,326 | 0.99812 | 5,275,644 | 53.3 |
| **30** | 0.00302 | 299 | 0.00061 | 98,829 | 493,397 | 0.99721 | 4,781,319 | 48.4 |
| **35** | 0.00256 | 252 | 0.00051 | 98,530 | 492,020 | 0.99400 | 4,287,922 | 43.5 |
| **40** | 0.00944 | 928 | 0.00190 | 98,278 | 489,070 | 0.98650 | 3,795,901 | 38.6 |
| **45** | 0.01760 | 1,713 | 0.00355 | 97,350 | 482,467 | 0.98758 | 3,306,831 | 34.0 |
| **50** | 0.00714 | 683 | 0.00143 | 95,637 | 476,475 | 0.97265 | 2,824,364 | 29.5 |
| **55** | 0.04770 | 4,530 | 0.00977 | 94,953 | 463,443 | 0.94918 | 2,347,889 | 24.7 |
| **60** | 0.05409 | 4,891 | 0.01112 | 90,424 | 439,893 | 0.93940 | 1,884,446 | 20.8 |
| **65** | 0.06748 | 5,772 | 0.01397 | 85,533 | 413,236 | 0.89438 | 1,444,553 | 16.9 |
| **70** | 0.14652 | 11,687 | 0.03162 | 79,761 | 369,589 | 0.81160 | 1,031,317 | 12.9 |
| **75** | 0.23747 | 16,165 | 0.05389 | 68,074 | 299,959 | 0.54670 [c] | 661,729 | 9.7 |
| **80+** | 1.00000 | 51,909 | 0.14349 | 51,909 | 361,770 | - | 361,770 | 7.0 |
| **Perempuan** *Female* | | | | | | | | |
| **0** | 0.01721 | 1,721 | 0.01748 | 100,000 | 98,454 | 0.98314 [a] | 7,770,163 | 77.7 |
| **1** | 0.00000 | - | 0.00000 | 98,279 | 393,115 | 0.99964 [b] | 7,671,709 | 78.1 |
| **5** | 0.00000 | - | 0.00000 | 98,279 | 491,394 | 1.00000 | 7,278,593 | 74.1 |
| **10** | 0.00000 | - | 0.00000 | 98,279 | 491,394 | 0.99843 | 6,787,199 | 69.1 |
| **15** | 0.00313 | 308 | 0.00063 | 98,279 | 490,625 | 0.99818 | 6,295,805 | 64.1 |
| **20** | 0.00051 | 50 | 0.00010 | 97,971 | 489,731 | 0.99905 | 5,805,180 | 59.3 |
| **25** | 0.00140 | 137 | 0.00028 | 97,921 | 489,264 | 0.99869 | 5,315,449 | 54.3 |
| **30** | 0.00123 | 120 | 0.00025 | 97,784 | 488,621 | 0.99902 | 4,826,185 | 49.4 |
| **35** | 0.00074 | 72 | 0.00015 | 97,664 | 488,141 | 0.99739 | 4,337,564 | 44.4 |
| **40** | 0.00449 | 438 | 0.00090 | 97,592 | 486,866 | 0.99185 | 3,849,423 | 39.4 |
| **45** | 0.01182 | 1,148 | 0.00238 | 97,154 | 482,899 | 0.97564 | 3,362,557 | 34.6 |
| **50** | 0.03705 | 3,557 | 0.00755 | 96,006 | 471,135 | 0.96940 | 2,879,658 | 30.0 |
| **55** | 0.02389 | 2,209 | 0.00484 | 92,448 | 456,719 | 0.96847 | 2,408,523 | 26.1 |
| **60** | 0.03936 | 3,551 | 0.00803 | 90,239 | 442,318 | 0.95955 | 1,951,804 | 21.6 |
| **65** | 0.04158 | 3,604 | 0.00849 | 86,688 | 424,428 | 0.89131 | 1,509,486 | 17.4 |
| **70** | 0.17871 | 14,848 | 0.03925 | 83,083 | 378,297 | 0.81679 | 1,085,059 | 13.1 |
| **75** | 0.18868 | 12,875 | 0.04167 | 68,235 | 308,991 | 0.56281 [c] | 706,762 | 10.4 |
| **80+** | 1.00000 | 55,361 | 0.13918 | 55,361 | 397,771 | - | 397,771 | 7.2 |

**Nota:** *Notes:*

[a] **Daripada umur 0 hingga kumpulan umur 1-4**
*From age of 0 to age group 1-4*

[b] **Daripada umur 0, kumpulan umur 1-4 hingga kumpulan umur 5-9**
*From age of 0, age group 1-4 to age group 5-9*

[c] **Daripada umur 75 hingga 80+**
*From age of 75 to 80+*

[e] **Anggaran**
*Estimates*

**Jadual 5.10.6: Jadual hayat ringkas mengikut jantina dan umur, Beluran, Sabah, 2026[e]**

*Table 5.10.6: Abridged life table by sex and age, Beluran, Sabah, 2026 [e]*

| Umur *Age* | Kebarangkalian mati di antara umur x dan umur x+n *Probability of dying between age x and age x+n* | Bilangan kematian di antara umur x dan umur x+n *Number of deaths between age x and age x+n* | Kadar tengah mortaliti di antara umur x dan umur x+n *Central mortality rate between age x and age x+n* | Penakat (orang yang masih hidup) pada umur tepat x *Survivors at exact age x* | Bilangan orang hidup-tahun di antara umur x dan umur x+n *Number of person-years lived between age x and age x+n* | Nisbah ketakatan *Survival ratio* | Jumlah bilangan orang hidup-tahun selepas umur tepat x *Total number of person-years lived after exact age x* | Jangkaan hayat *Life expectancy* |
|---|---|---|---|---|---|---|---|---|
| x | $_nq_x$ | $_nd_x$ | $_nm_x$ | $l_x$ | $_nL_x$ | $_nS_x$ | $T_x$ | $e_x$ |
| **Lelaki dan Perempuan** *Both sexes* | | | | | | | | |
| **0** | 0.01005 | 1,005 | 0.01014 | 100,000 | 99,076 | 0.99011 [a] | 7,334,182 | 73.3 |
| **1** | 0.00000 | - | 0.00000 | 98,995 | 395,980 | 0.99954 [b] | 7,235,106 | 73.1 |
| **5** | 0.00060 | 60 | 0.00012 | 98,995 | 494,826 | 0.99897 | 6,839,126 | 69.1 |
| **10** | 0.00146 | 145 | 0.00029 | 98,935 | 494,315 | 0.99845 | 6,344,301 | 64.1 |
| **15** | 0.00165 | 163 | 0.00033 | 98,791 | 493,547 | 0.99825 | 5,849,985 | 59.2 |
| **20** | 0.00186 | 183 | 0.00037 | 98,628 | 492,681 | 0.99756 | 5,356,438 | 54.3 |
| **25** | 0.00302 | 297 | 0.00060 | 98,445 | 491,480 | 0.99764 | 4,863,757 | 49.4 |
| **30** | 0.00169 | 166 | 0.00034 | 98,147 | 490,321 | 0.99548 | 4,372,277 | 44.5 |
| **35** | 0.00735 | 720 | 0.00148 | 97,981 | 488,105 | 0.98670 | 3,881,956 | 39.6 |
| **40** | 0.01930 | 1,877 | 0.00390 | 97,261 | 481,612 | 0.98023 | 3,393,851 | 34.9 |
| **45** | 0.02024 | 1,931 | 0.00409 | 95,384 | 472,093 | 0.96942 | 2,912,239 | 30.5 |
| **50** | 0.04113 | 3,843 | 0.00840 | 93,453 | 457,658 | 0.94143 | 2,440,146 | 26.1 |
| **55** | 0.07677 | 6,879 | 0.01597 | 89,610 | 430,852 | 0.91177 | 1,982,488 | 22.1 |
| **60** | 0.10065 | 8,326 | 0.02120 | 82,731 | 392,838 | 0.89664 | 1,551,637 | 18.8 |
| **65** | 0.10638 | 7,915 | 0.02247 | 74,404 | 352,233 | 0.86440 | 1,158,799 | 15.6 |
| **70** | 0.16830 | 11,190 | 0.03675 | 66,489 | 304,469 | 0.79328 | 806,566 | 12.1 |
| **75** | 0.25290 | 13,985 | 0.05790 | 55,299 | 241,530 | 0.51896 [c] | 502,097 | 9.1 |
| **80+** | 1.00000 | 41,313 | 0.15855 | 41,313 | 260,567 | - | 260,567 | 6.3 |
| **Lelaki** *Male* | | | | | | | | |
| **0** | 0.00911 | 911 | 0.00919 | 100,000 | 99,151 | 0.99101 [a] | 7,168,557 | 71.7 |
| **1** | 0.00000 | - | 0.00000 | 99,089 | 396,355 | 0.99987 [b] | 7,069,406 | 71.3 |
| **5** | 0.00000 | - | 0.00000 | 99,089 | 495,444 | 0.99934 | 6,673,051 | 67.3 |
| **10** | 0.00132 | 131 | 0.00026 | 99,089 | 495,117 | 0.99833 | 6,177,606 | 62.3 |
| **15** | 0.00202 | 200 | 0.00040 | 98,958 | 494,291 | 0.99770 | 5,682,489 | 57.4 |
| **20** | 0.00258 | 255 | 0.00052 | 98,758 | 493,155 | 0.99674 | 5,188,198 | 52.5 |
| **25** | 0.00394 | 388 | 0.00079 | 98,504 | 491,547 | 0.99651 | 4,695,043 | 47.7 |
| **30** | 0.00303 | 297 | 0.00061 | 98,115 | 489,833 | 0.99348 | 4,203,496 | 42.8 |
| **35** | 0.01002 | 980 | 0.00201 | 97,818 | 486,641 | 0.98747 | 3,713,663 | 38.0 |
| **40** | 0.01507 | 1,459 | 0.00304 | 96,838 | 480,543 | 0.98142 | 3,227,022 | 33.3 |
| **45** | 0.02214 | 2,112 | 0.00448 | 95,379 | 471,615 | 0.95653 | 2,746,479 | 28.8 |
| **50** | 0.06528 | 6,089 | 0.01350 | 93,267 | 451,113 | 0.91902 | 2,274,864 | 24.4 |
| **55** | 0.09777 | 8,523 | 0.02056 | 87,178 | 414,583 | 0.89348 | 1,823,751 | 20.9 |
| **60** | 0.11622 | 9,141 | 0.02468 | 78,655 | 370,421 | 0.88280 | 1,409,168 | 17.9 |
| **65** | 0.11832 | 8,225 | 0.02515 | 69,514 | 327,006 | 0.86173 | 1,038,748 | 14.9 |
| **70** | 0.16089 | 9,861 | 0.03499 | 61,289 | 281,792 | 0.77256 | 711,742 | 11.6 |
| **75** | 0.30675 | 15,775 | 0.07246 | 51,428 | 217,701 | 0.49366 [c] | 429,950 | 8.4 |
| **80+** | 1.00000 | 35,652 | 0.16797 | 35,652 | 212,249 | - | 212,249 | 6.0 |
| **Perempuan** *Female* | | | | | | | | |
| **0** | 0.01120 | 1,120 | 0.01132 | 100,000 | 98,973 | 0.98898 [a] | 7,539,734 | 75.4 |
| **1** | 0.00000 | - | 0.00000 | 98,880 | 395,518 | 0.99912 [b] | 7,440,761 | 75.3 |
| **5** | 0.00139 | 137 | 0.00028 | 98,880 | 494,055 | 0.99849 | 7,045,242 | 71.3 |
| **10** | 0.00164 | 161 | 0.00033 | 98,742 | 493,308 | 0.99858 | 6,551,188 | 66.3 |
| **15** | 0.00121 | 119 | 0.00024 | 98,581 | 492,607 | 0.99889 | 6,057,880 | 61.5 |
| **20** | 0.00101 | 100 | 0.00020 | 98,462 | 492,061 | 0.99854 | 5,565,273 | 56.5 |
| **25** | 0.00191 | 187 | 0.00038 | 98,362 | 491,343 | 0.99905 | 5,073,212 | 51.6 |
| **30** | 0.00000 | - | 0.00000 | 98,175 | 490,874 | 0.99785 | 4,581,869 | 46.7 |
| **35** | 0.00430 | 422 | 0.00086 | 98,175 | 489,819 | 0.98580 | 4,090,995 | 41.7 |
| **40** | 0.02414 | 2,360 | 0.00489 | 97,753 | 482,865 | 0.97888 | 3,601,175 | 36.8 |
| **45** | 0.01803 | 1,720 | 0.00364 | 95,393 | 472,667 | 0.98419 | 3,118,310 | 32.7 |
| **50** | 0.01355 | 1,269 | 0.00273 | 93,674 | 465,195 | 0.96620 | 2,645,642 | 28.2 |
| **55** | 0.05433 | 5,020 | 0.01117 | 92,404 | 449,472 | 0.93106 | 2,180,447 | 23.6 |
| **60** | 0.08439 | 7,374 | 0.01762 | 87,384 | 418,487 | 0.91188 | 1,730,975 | 19.8 |
| **65** | 0.09219 | 7,376 | 0.01933 | 80,010 | 381,611 | 0.86698 | 1,312,489 | 16.4 |
| **70** | 0.17799 | 12,928 | 0.03908 | 72,634 | 330,850 | 0.81876 | 930,877 | 12.8 |
| **75** | 0.18519 | 11,057 | 0.04082 | 59,706 | 270,888 | 0.54854 [c] | 600,027 | 10.0 |
| **80+** | 1.00000 | 48,649 | 0.14781 | 48,649 | 329,140 | - | 329,140 | 6.8 |

**Nota:** *Notes:*

[a] **Daripada umur 0 hingga kumpulan umur 1-4**
*From age of 0 to age group 1-4*

[b] **Daripada umur 0, kumpulan umur 1-4 hingga kumpulan umur 5-9**
*From age of 0, age group 1-4 to age group 5-9*

[c] **Daripada umur 75 hingga 80+**
*From age of 75 to 80+*

[e] **Anggaran**
*Estimates*

**Jadual 5.10.7: Jadual hayat ringkas mengikut jantina dan umur, Kota Kinabalu, Sabah, 2026[e]**

*Table 5.10.7: Abridged life table by sex and age, Kota Kinabalu, Sabah, 2026 [e]*

| **Umur** *Age* | **Kebarangkalian mati di antara umur x dan umur x+n** *Probability of dying between age x and age x+n* | **Bilangan kematian di antara umur x dan umur x+n** *Number of deaths between age x and age x+n* | **Kadar tengah mortaliti di antara umur x dan umur x+n** *Central mortality rate between age x and age x+n* | **Penakat (orang yang masih hidup) pada umur tepat x** *Survivors at exact age x* | **Bilangan orang hidup-tahun di antara umur x dan umur x+n** *Number of person-years lived between age x and age x+n* | **Nisbah ketakatan** *Survival ratio* | **Jumlah bilangan orang hidup-tahun selepas umur tepat x** *Total number of person-years lived after exact age x* | **Jangkaan hayat** *Life expectancy* |
|---|---|---|---|---|---|---|---|---|
| **x** | $_nq_x$ | $_nd_x$ | $_nm_x$ | $l_x$ | $_nL_x$ | $_nS_x$ | $T_x$ | $e_x$ |
| **Lelaki dan Perempuan** *Both sexes* | | | | | | | | |
| **0** | 0.00887 | 887 | 0.00895 | 100,000 | 99,181 | 0.99011 [a] | 7,825,473 | 78.3 |
| **1** | 0.00233 | 231 | 0.00058 | 99,113 | 395,875 | 0.99834 [b] | 7,726,292 | 78.0 |
| **5** | 0.00071 | 70 | 0.00014 | 98,882 | 494,232 | 0.99913 | 7,330,417 | 74.1 |
| **10** | 0.00102 | 101 | 0.00020 | 98,811 | 493,803 | 0.99854 | 6,836,185 | 69.2 |
| **15** | 0.00190 | 188 | 0.00038 | 98,710 | 493,080 | 0.99818 | 6,342,382 | 64.3 |
| **20** | 0.00173 | 170 | 0.00035 | 98,522 | 492,185 | 0.99802 | 5,849,302 | 59.4 |
| **25** | 0.00223 | 219 | 0.00045 | 98,352 | 491,212 | 0.99688 | 5,357,117 | 54.5 |
| **30** | 0.00401 | 393 | 0.00080 | 98,133 | 489,682 | 0.99570 | 4,865,905 | 49.6 |
| **35** | 0.00460 | 450 | 0.00092 | 97,740 | 487,574 | 0.99413 | 4,376,223 | 44.8 |
| **40** | 0.00715 | 696 | 0.00144 | 97,290 | 484,710 | 0.98862 | 3,888,650 | 40.0 |
| **45** | 0.01564 | 1,511 | 0.00315 | 96,594 | 479,193 | 0.97978 | 3,403,940 | 35.2 |
| **50** | 0.02487 | 2,364 | 0.00504 | 95,083 | 469,505 | 0.96991 | 2,924,747 | 30.8 |
| **55** | 0.03545 | 3,287 | 0.00722 | 92,719 | 455,377 | 0.95416 | 2,455,242 | 26.5 |
| **60** | 0.05660 | 5,062 | 0.01165 | 89,432 | 434,505 | 0.93680 | 1,999,865 | 22.4 |
| **65** | 0.07020 | 5,923 | 0.01455 | 84,370 | 407,042 | 0.92150 | 1,565,360 | 18.6 |
| **70** | 0.08742 | 6,858 | 0.01828 | 78,447 | 375,090 | 0.87984 | 1,158,318 | 14.8 |
| **75** | 0.15603 | 11,170 | 0.03385 | 71,589 | 330,019 | 0.57864 [c] | 783,228 | 10.9 |
| **80+** | 1.00000 | 60,419 | 0.13331 | 60,419 | 453,209 | - | 453,209 | 7.5 |
| **Lelaki** *Male* | | | | | | | | |
| **0** | 0.00955 | 955 | 0.00964 | 100,000 | 99,111 | 0.98843 [a] | 7,588,775 | 75.9 |
| **1** | 0.00457 | 453 | 0.00115 | 99,045 | 395,103 | 0.99700 [b] | 7,489,664 | 75.6 |
| **5** | 0.00093 | 92 | 0.00019 | 98,592 | 492,731 | 0.99887 | 7,094,561 | 72.0 |
| **10** | 0.00134 | 132 | 0.00027 | 98,500 | 492,172 | 0.99828 | 6,601,831 | 67.0 |
| **15** | 0.00210 | 206 | 0.00042 | 98,369 | 491,328 | 0.99814 | 6,109,658 | 62.1 |
| **20** | 0.00162 | 159 | 0.00032 | 98,163 | 490,416 | 0.99785 | 5,618,330 | 57.2 |
| **25** | 0.00268 | 263 | 0.00054 | 98,004 | 489,362 | 0.99589 | 5,127,914 | 52.3 |
| **30** | 0.00554 | 541 | 0.00111 | 97,741 | 487,351 | 0.99415 | 4,638,552 | 47.5 |
| **35** | 0.00617 | 600 | 0.00124 | 97,200 | 484,498 | 0.99228 | 4,151,201 | 42.7 |
| **40** | 0.00929 | 897 | 0.00187 | 96,600 | 480,756 | 0.98607 | 3,666,702 | 38.0 |
| **45** | 0.01862 | 1,782 | 0.00376 | 95,702 | 474,058 | 0.97494 | 3,185,947 | 33.3 |
| **50** | 0.03162 | 2,970 | 0.00643 | 93,921 | 462,179 | 0.96076 | 2,711,889 | 28.9 |
| **55** | 0.04710 | 4,284 | 0.00965 | 90,951 | 444,045 | 0.93975 | 2,249,710 | 24.7 |
| **60** | 0.07405 | 6,418 | 0.01538 | 86,667 | 417,291 | 0.91667 | 1,805,665 | 20.8 |
| **65** | 0.09336 | 7,492 | 0.01959 | 80,249 | 382,516 | 0.89708 | 1,388,374 | 17.3 |
| **70** | 0.11347 | 8,256 | 0.02406 | 72,757 | 343,146 | 0.85377 | 1,005,858 | 13.8 |
| **75** | 0.18318 | 11,815 | 0.04033 | 64,501 | 292,968 | 0.55792 [c] | 662,712 | 10.3 |
| **80+** | 1.00000 | 52,686 | 0.14249 | 52,686 | 369,744 | - | 369,744 | 7.0 |
| **Perempuan** *Female* | | | | | | | | |
| **0** | 0.00814 | 814 | 0.00820 | 100,000 | 99,246 | 0.99198 [a] | 8,099,606 | 81.0 |
| **1** | 0.00000 | - | 0.00000 | 99,186 | 396,743 | 0.99964 [b] | 8,000,359 | 80.7 |
| **5** | 0.00048 | 48 | 0.00010 | 99,186 | 495,809 | 0.99941 | 7,603,616 | 76.7 |
| **10** | 0.00070 | 69 | 0.00014 | 99,138 | 495,516 | 0.99880 | 7,107,808 | 71.7 |
| **15** | 0.00170 | 168 | 0.00034 | 99,069 | 494,922 | 0.99822 | 6,612,292 | 66.7 |
| **20** | 0.00185 | 183 | 0.00037 | 98,900 | 494,044 | 0.99822 | 6,117,370 | 61.9 |
| **25** | 0.00171 | 169 | 0.00034 | 98,717 | 493,163 | 0.99799 | 5,623,326 | 57.0 |
| **30** | 0.00232 | 228 | 0.00046 | 98,548 | 492,170 | 0.99733 | 5,130,163 | 52.1 |
| **35** | 0.00302 | 297 | 0.00060 | 98,320 | 490,858 | 0.99603 | 4,637,993 | 47.2 |
| **40** | 0.00494 | 484 | 0.00099 | 98,023 | 488,907 | 0.99130 | 4,147,135 | 42.3 |
| **45** | 0.01248 | 1,217 | 0.00251 | 97,539 | 484,654 | 0.98487 | 3,658,228 | 37.5 |
| **50** | 0.01781 | 1,716 | 0.00359 | 96,322 | 477,320 | 0.97947 | 3,173,575 | 32.9 |
| **55** | 0.02329 | 2,203 | 0.00471 | 94,606 | 467,523 | 0.96944 | 2,696,254 | 28.5 |
| **60** | 0.03800 | 3,511 | 0.00775 | 92,403 | 453,237 | 0.95837 | 2,228,731 | 24.1 |
| **65** | 0.04541 | 4,037 | 0.00929 | 88,892 | 434,367 | 0.94715 | 1,775,494 | 20.0 |
| **70** | 0.06063 | 5,145 | 0.01251 | 84,855 | 411,412 | 0.90503 | 1,341,128 | 15.8 |
| **75** | 0.13153 | 10,484 | 0.02816 | 79,710 | 372,339 | 0.59951 [c] | 929,716 | 11.7 |
| **80+** | 1.00000 | 69,226 | 0.12420 | 69,226 | 557,377 | - | 557,377 | 8.1 |

**Nota:** *Notes:*

[a] **Daripada umur 0 hingga kumpulan umur 1-4**
*From age of 0 to age group 1-4*

[b] **Daripada umur 0, kumpulan umur 1-4 hingga kumpulan umur 5-9**
*From age of 0, age group 1-4 to age group 5-9*

[c] **Daripada umur 75 hingga 80+**
*From age of 75 to 80+*

[e] **Anggaran**
*Estimates*

**Jadual 5.10.8: Jadual hayat ringkas mengikut jantina dan umur, Ranau, Sabah, 2026[e]**
*Table 5.10.8: Abridged life table by sex and age, Ranau, Sabah, 2026 [e]*

| Umur *Age* | Kebarangkalian mati di antara umur x dan umur x+n *Probability of dying between age x and age x+n* | Bilangan kematian di antara umur x dan umur x+n *Number of deaths between age x and age x+n* | Kadar tengah mortaliti di antara umur x dan umur x+n *Central mortality rate between age x and age x+n* | Penakat (orang yang masih hidup) pada umur tepat x *Survivors at exact age x* | Bilangan orang hidup-tahun di antara umur x dan umur x+n *Number of person-years lived between age x and age x+n* | Nisbah ketakatan *Survival ratio* | Jumlah bilangan orang hidup-tahun selepas umur tepat x *Total number of person-years lived after exact age x* | Jangkaan hayat *Life expectancy* |
|---|---|---|---|---|---|---|---|---|
| x | $_nq_x$ | $_nd_x$ | $_nm_x$ | $l_x$ | $_nL_x$ | $_nS_x$ | $T_x$ | $e_x$ |
| **Lelaki dan Perempuan** *Both sexes* | | | | | | | | |
| **0** | 0.01550 | 1,550 | 0.01572 | 100,000 | 98,599 | 0.98383 [a] | 7,104,898 | 71.0 |
| **1** | 0.00195 | 192 | 0.00049 | 98,450 | 393,318 | 0.99659 [b] | 7,006,299 | 71.2 |
| **5** | 0.00427 | 420 | 0.00086 | 98,257 | 490,238 | 0.99637 | 6,612,982 | 67.3 |
| **10** | 0.00298 | 292 | 0.00060 | 97,838 | 488,459 | 0.99748 | 6,122,744 | 62.6 |
| **15** | 0.00205 | 200 | 0.00041 | 97,546 | 487,230 | 0.99536 | 5,634,285 | 57.8 |
| **20** | 0.00724 | 705 | 0.00145 | 97,346 | 484,967 | 0.99436 | 5,147,055 | 52.9 |
| **25** | 0.00403 | 389 | 0.00081 | 96,641 | 482,231 | 0.99423 | 4,662,088 | 48.2 |
| **30** | 0.00753 | 725 | 0.00151 | 96,252 | 479,446 | 0.98838 | 4,179,857 | 43.4 |
| **35** | 0.01575 | 1,504 | 0.00317 | 95,527 | 473,874 | 0.98464 | 3,700,411 | 38.7 |
| **40** | 0.01496 | 1,406 | 0.00301 | 94,023 | 466,597 | 0.97988 | 3,226,537 | 34.3 |
| **45** | 0.02536 | 2,349 | 0.00514 | 92,616 | 457,209 | 0.96481 | 2,759,939 | 29.8 |
| **50** | 0.04527 | 4,087 | 0.00926 | 90,267 | 441,120 | 0.94030 | 2,302,730 | 25.5 |
| **55** | 0.07481 | 6,447 | 0.01554 | 86,181 | 414,787 | 0.90447 | 1,861,609 | 21.6 |
| **60** | 0.11792 | 9,403 | 0.02506 | 79,734 | 375,163 | 0.86551 | 1,446,823 | 18.1 |
| **65** | 0.15327 | 10,780 | 0.03320 | 70,331 | 324,707 | 0.86019 | 1,071,659 | 15.2 |
| **70** | 0.12391 | 7,379 | 0.02642 | 59,551 | 279,310 | 0.81555 | 746,952 | 12.5 |
| **75** | 0.25356 | 13,229 | 0.05807 | 52,172 | 227,790 | 0.51290 [c] | 467,643 | 9.0 |
| **80+** | 1.00000 | 38,944 | 0.16236 | 38,944 | 239,853 | - | 239,853 | 6.2 |
| **Lelaki** *Male* | | | | | | | | |
| **0** | 0.02050 | 2,050 | 0.02088 | 100,000 | 98,158 | 0.97992 [a] | 6,818,382 | 68.2 |
| **1** | 0.00000 | - | 0.00000 | 97,950 | 391,801 | 0.99555 [b] | 6,720,224 | 68.6 |
| **5** | 0.00806 | 789 | 0.00162 | 97,950 | 487,778 | 0.99431 | 6,328,423 | 64.6 |
| **10** | 0.00330 | 321 | 0.00066 | 97,161 | 485,003 | 0.99737 | 5,840,645 | 60.1 |
| **15** | 0.00196 | 189 | 0.00039 | 96,840 | 483,727 | 0.99282 | 5,355,643 | 55.3 |
| **20** | 0.01241 | 1,199 | 0.00250 | 96,651 | 480,255 | 0.99053 | 4,871,916 | 50.4 |
| **25** | 0.00650 | 621 | 0.00131 | 95,451 | 475,705 | 0.99061 | 4,391,661 | 46.0 |
| **30** | 0.01229 | 1,165 | 0.00247 | 94,830 | 471,239 | 0.98391 | 3,915,956 | 41.3 |
| **35** | 0.01994 | 1,867 | 0.00403 | 93,665 | 463,657 | 0.97903 | 3,444,718 | 36.8 |
| **40** | 0.02203 | 2,023 | 0.00446 | 91,798 | 453,932 | 0.97333 | 2,981,061 | 32.5 |
| **45** | 0.03140 | 2,819 | 0.00638 | 89,775 | 441,827 | 0.96032 | 2,527,129 | 28.1 |
| **50** | 0.04823 | 4,194 | 0.00988 | 86,956 | 424,295 | 0.91550 | 2,085,301 | 24.0 |
| **55** | 0.12260 | 10,147 | 0.02612 | 82,762 | 388,444 | 0.87114 | 1,661,006 | 20.1 |
| **60** | 0.13600 | 9,876 | 0.02918 | 72,615 | 338,387 | 0.84855 | 1,272,562 | 17.5 |
| **65** | 0.16934 | 10,624 | 0.03700 | 62,740 | 287,138 | 0.84839 | 934,175 | 14.9 |
| **70** | 0.13027 | 6,789 | 0.02787 | 52,116 | 243,605 | 0.82016 | 647,037 | 12.4 |
| **75** | 0.23684 | 10,735 | 0.05373 | 45,327 | 199,795 | 0.50476 [c] | 403,432 | 8.9 |
| **80+** | 1.00000 | 34,591 | 0.16987 | 34,591 | 203,637 | - | 203,637 | 5.9 |
| **Perempuan** *Female* | | | | | | | | |
| **0** | 0.01042 | 1,042 | 0.01053 | 100,000 | 99,042 | 0.98777 [a] | 7,421,866 | 74.2 |
| **1** | 0.00401 | 396 | 0.00100 | 98,958 | 394,842 | 0.99782 [b] | 7,322,823 | 74.0 |
| **5** | 0.00000 | - | 0.00000 | 98,561 | 492,806 | 0.99870 | 6,927,981 | 70.3 |
| **10** | 0.00261 | 257 | 0.00052 | 98,561 | 492,164 | 0.99762 | 6,435,175 | 65.3 |
| **15** | 0.00215 | 211 | 0.00043 | 98,304 | 490,994 | 0.99828 | 5,943,011 | 60.5 |
| **20** | 0.00130 | 127 | 0.00026 | 98,093 | 490,147 | 0.99866 | 5,452,017 | 55.6 |
| **25** | 0.00139 | 136 | 0.00028 | 97,966 | 489,489 | 0.99793 | 4,961,870 | 50.6 |
| **30** | 0.00274 | 268 | 0.00055 | 97,830 | 488,478 | 0.99276 | 4,472,382 | 45.7 |
| **35** | 0.01174 | 1,145 | 0.00236 | 97,561 | 484,943 | 0.99018 | 3,983,904 | 40.8 |
| **40** | 0.00788 | 759 | 0.00158 | 96,416 | 480,182 | 0.98633 | 3,498,960 | 36.3 |
| **45** | 0.01952 | 1,867 | 0.00394 | 95,657 | 473,616 | 0.96910 | 3,018,779 | 31.6 |
| **50** | 0.04251 | 3,987 | 0.00869 | 93,790 | 458,981 | 0.96567 | 2,545,163 | 27.1 |
| **55** | 0.02579 | 2,316 | 0.00523 | 89,803 | 443,224 | 0.93736 | 2,086,182 | 23.2 |
| **60** | 0.10046 | 8,789 | 0.02116 | 87,487 | 415,461 | 0.88236 | 1,642,958 | 18.8 |
| **65** | 0.13673 | 10,760 | 0.02935 | 78,698 | 366,587 | 0.87254 | 1,227,497 | 15.6 |
| **70** | 0.11673 | 7,930 | 0.02479 | 67,937 | 319,861 | 0.81032 | 860,910 | 12.7 |
| **75** | 0.27226 | 16,337 | 0.06303 | 60,007 | 259,191 | 0.52095 [c] | 541,049 | 9.0 |
| **80+** | 1.00000 | 43,670 | 0.15493 | 43,670 | 281,858 | - | 281,858 | 6.5 |

**Nota:** *Notes:*
[a] **Daripada umur 0 hingga kumpulan umur 1-4** *From age of 0 to age group 1-4*
[b] **Daripada umur 0, kumpulan umur 1-4 hingga kumpulan umur 5-9** *From age of 0, age group 1-4 to age group 5-9*
[c] **Daripada umur 75 hingga 80+** *From age of 75 to 80+*
[e] **Anggaran** *Estimates*

**Jadual 5.10.9: Jadual hayat ringkas mengikut jantina dan umur, Kota Belud, Sabah, 2026[e]**

*Table 5.10.9: Abridged life table by sex and age, Kota Belud, Sabah, 2026 [e]*

| **Umur** *Age* | **Kebarangkalian mati di antara umur x dan umur x+n** *Probability of dying between age x and age x+n* | **Bilangan kematian di antara umur x dan umur x+n** *Number of deaths between age x and age x+n* | **Kadar tengah mortaliti di antara umur x dan umur x+n** *Central mortality rate between age x and age x+n* | **Penakat (orang yang masih hidup) pada umur tepat x** *Survivors at exact age x* | **Bilangan orang hidup-tahun di antara umur x dan umur x+n** *Number of person-years lived between age x and age x+n* | **Nisbah ketakatan** *Survival ratio* | **Jumlah bilangan orang hidup-tahun selepas umur tepat x** *Total number of person-years lived after exact age x* | **Jangkaan hayat** *Life expectancy* |
|---|---|---|---|---|---|---|---|---|
| **x** | $_nq_x$ | $_nd_x$ | $_nm_x$ | $l_x$ | $_nL_x$ | $_nS_x$ | $T_x$ | $e_x$ |
| **Lelaki dan Perempuan** *Both sexes* | | | | | | | | |
| **0** | 0.01170 | 1,170 | 0.01183 | 100,000 | 98,929 | 0.98788 [a] | 7,233,381 | 72.3 |
| **1** | 0.00125 | 124 | 0.00031 | 98,830 | 395,010 | 0.99865 [b] | 7,134,452 | 72.2 |
| **5** | 0.00105 | 104 | 0.00021 | 98,706 | 493,270 | 0.99846 | 6,739,443 | 68.3 |
| **10** | 0.00202 | 200 | 0.00041 | 98,602 | 492,513 | 0.99669 | 6,246,172 | 63.3 |
| **15** | 0.00460 | 453 | 0.00092 | 98,403 | 490,882 | 0.99602 | 5,753,660 | 58.5 |
| **20** | 0.00337 | 330 | 0.00067 | 97,950 | 488,927 | 0.99429 | 5,262,777 | 53.7 |
| **25** | 0.00806 | 787 | 0.00162 | 97,620 | 486,136 | 0.99044 | 4,773,851 | 48.9 |
| **30** | 0.01107 | 1,072 | 0.00223 | 96,834 | 481,491 | 0.98940 | 4,287,715 | 44.3 |
| **35** | 0.01013 | 970 | 0.00204 | 95,762 | 476,386 | 0.98467 | 3,806,224 | 39.7 |
| **40** | 0.02058 | 1,951 | 0.00416 | 94,792 | 469,083 | 0.98225 | 3,329,838 | 35.1 |
| **45** | 0.01486 | 1,380 | 0.00299 | 92,841 | 460,757 | 0.97494 | 2,860,755 | 30.8 |
| **50** | 0.03542 | 3,240 | 0.00721 | 91,462 | 449,209 | 0.95285 | 2,399,998 | 26.2 |
| **55** | 0.05931 | 5,232 | 0.01222 | 88,222 | 428,029 | 0.91714 | 1,950,789 | 22.1 |
| **60** | 0.10789 | 8,954 | 0.02281 | 82,990 | 392,564 | 0.88312 | 1,522,760 | 18.3 |
| **65** | 0.12696 | 9,399 | 0.02711 | 74,036 | 346,681 | 0.85155 | 1,130,196 | 15.3 |
| **70** | 0.17306 | 11,186 | 0.03789 | 64,636 | 295,217 | 0.79564 | 783,515 | 12.1 |
| **75** | 0.24221 | 12,946 | 0.05512 | 53,450 | 234,886 | 0.51897 [c] | 488,298 | 9.1 |
| **80+** | 1.00000 | 40,504 | 0.15983 | 40,504 | 253,412 | - | 253,412 | 6.3 |
| **Lelaki** *Male* | | | | | | | | |
| **0** | 0.01454 | 1,454 | 0.01474 | 100,000 | 98,669 | 0.98459 [a] | 6,978,811 | 69.8 |
| **1** | 0.00237 | 233 | 0.00059 | 98,546 | 393,626 | 0.99802 [b] | 6,880,142 | 69.8 |
| **5** | 0.00099 | 97 | 0.00020 | 98,313 | 491,321 | 0.99903 | 6,486,516 | 66.0 |
| **10** | 0.00096 | 94 | 0.00019 | 98,216 | 490,843 | 0.99493 | 5,995,195 | 61.0 |
| **15** | 0.00919 | 901 | 0.00185 | 98,121 | 488,353 | 0.99258 | 5,504,352 | 56.1 |
| **20** | 0.00565 | 549 | 0.00113 | 97,220 | 484,727 | 0.99119 | 5,015,999 | 51.6 |
| **25** | 0.01200 | 1,160 | 0.00241 | 96,671 | 480,456 | 0.98633 | 4,531,272 | 46.9 |
| **30** | 0.01536 | 1,467 | 0.00310 | 95,511 | 473,888 | 0.98753 | 4,050,816 | 42.4 |
| **35** | 0.00953 | 897 | 0.00192 | 94,044 | 467,979 | 0.97907 | 3,576,927 | 38.0 |
| **40** | 0.03243 | 3,021 | 0.00659 | 93,147 | 458,185 | 0.97441 | 3,108,949 | 33.4 |
| **45** | 0.01852 | 1,669 | 0.00374 | 90,126 | 446,460 | 0.96687 | 2,650,764 | 29.4 |
| **50** | 0.04803 | 4,248 | 0.00984 | 88,458 | 431,668 | 0.93436 | 2,204,303 | 24.9 |
| **55** | 0.08415 | 7,086 | 0.01757 | 84,209 | 403,331 | 0.88936 | 1,772,636 | 21.1 |
| **60** | 0.13956 | 10,763 | 0.03001 | 77,123 | 358,707 | 0.87148 | 1,369,305 | 17.8 |
| **65** | 0.11568 | 7,677 | 0.02456 | 66,360 | 312,607 | 0.84723 | 1,010,598 | 15.2 |
| **70** | 0.19471 | 11,426 | 0.04314 | 58,683 | 264,849 | 0.79455 | 697,991 | 11.9 |
| **75** | 0.21877 | 10,338 | 0.04913 | 47,257 | 210,437 | 0.51416 [c] | 433,142 | 9.2 |
| **80+** | 1.00000 | 36,918 | 0.16577 | 36,918 | 222,705 | - | 222,705 | 6.0 |
| **Perempuan** *Female* | | | | | | | | |
| **0** | 0.00862 | 862 | 0.00869 | 100,000 | 99,203 | 0.99151 [a] | 7,503,617 | 75.0 |
| **1** | 0.00000 | - | 0.00000 | 99,138 | 396,552 | 0.99931 [b] | 7,404,413 | 74.7 |
| **5** | 0.00112 | 111 | 0.00022 | 99,138 | 495,412 | 0.99784 | 7,007,862 | 70.7 |
| **10** | 0.00320 | 317 | 0.00064 | 99,027 | 494,342 | 0.99840 | 6,512,449 | 65.8 |
| **15** | 0.00000 | - | 0.00000 | 98,710 | 493,549 | 0.99951 | 6,018,107 | 61.0 |
| **20** | 0.00098 | 97 | 0.00020 | 98,710 | 493,306 | 0.99748 | 5,524,559 | 56.0 |
| **25** | 0.00406 | 400 | 0.00081 | 98,613 | 492,063 | 0.99451 | 5,031,252 | 51.0 |
| **30** | 0.00692 | 680 | 0.00139 | 98,212 | 489,363 | 0.99121 | 4,539,190 | 46.2 |
| **35** | 0.01067 | 1,040 | 0.00214 | 97,533 | 485,064 | 0.99006 | 4,049,826 | 41.5 |
| **40** | 0.00922 | 889 | 0.00185 | 96,493 | 480,240 | 0.98973 | 3,564,763 | 36.9 |
| **45** | 0.01134 | 1,084 | 0.00228 | 95,603 | 475,306 | 0.98258 | 3,084,523 | 32.3 |
| **50** | 0.02357 | 2,227 | 0.00477 | 94,519 | 467,027 | 0.97093 | 2,609,217 | 27.6 |
| **55** | 0.03471 | 3,204 | 0.00707 | 92,292 | 453,449 | 0.94441 | 2,142,189 | 23.2 |
| **60** | 0.07722 | 6,879 | 0.01606 | 89,088 | 428,241 | 0.89321 | 1,688,740 | 19.0 |
| **65** | 0.13884 | 11,414 | 0.02984 | 82,209 | 382,508 | 0.85713 | 1,260,499 | 15.3 |
| **70** | 0.14754 | 10,445 | 0.03186 | 70,795 | 327,860 | 0.79851 | 877,992 | 12.4 |
| **75** | 0.26477 | 15,978 | 0.06103 | 60,349 | 261,801 | 0.52411 [c] | 550,132 | 9.1 |
| **80+** | 1.00000 | 44,371 | 0.15389 | 44,371 | 288,331 | - | 288,331 | 6.5 |

**Nota:** *Notes:*

[a] **Daripada umur 0 hingga kumpulan umur 1-4**
*From age of 0 to age group 1-4*

[b] **Daripada umur 0, kumpulan umur 1-4 hingga kumpulan umur 5-9**
*From age of 0, age group 1-4 to age group 5-9*

[c] **Daripada umur 75 hingga 80+**
*From age of 75 to 80+*

[e] **Anggaran**
*Estimates*

**Jadual 5.10.10: Jadual hayat ringkas mengikut jantina dan umur, Tuaran, Sabah, 2026[e]**
*Table 5.10.10: Abridged life table by sex and age, Tuaran, Sabah, 2026 [e]*

| Umur *Age* | Kebarangkalian mati di antara umur x dan umur x+n *Probability of dying between age x and age x+n* | Bilangan kematian di antara umur x dan umur x+n *Number of deaths between age x and age x+n* | Kadar tengah mortaliti di antara umur x dan umur x+n *Central mortality rate between age x and age x+n* | Penakat (orang yang masih hidup) pada umur tepat x *Survivors at exact age x* | Bilangan orang hidup-tahun di antara umur x dan umur x+n *Number of person-years lived between age x and age x+n* | Nisbah ketakatan *Survival ratio* | Jumlah bilangan orang hidup-tahun selepas umur tepat x *Total number of person-years lived after exact age x* | Jangkaan hayat *Life expectancy* |
|---|---|---|---|---|---|---|---|---|
| x | $_nq_x$ | $_nd_x$ | $_nm_x$ | $l_x$ | $_nL_x$ | $_nS_x$ | $T_x$ | $e_x$ |
| **Lelaki dan Perempuan** *Both sexes* | | | | | | | | |
| **0** | 0.01009 | 1,009 | 0.01019 | 100,000 | 99,072 | 0.98938 [a] | 7,157,697 | 71.6 |
| **1** | 0.00140 | 139 | 0.00035 | 98,991 | 395,618 | 0.99813 [b] | 7,058,626 | 71.3 |
| **5** | 0.00200 | 198 | 0.00040 | 98,852 | 493,766 | 0.99826 | 6,663,007 | 67.4 |
| **10** | 0.00147 | 145 | 0.00029 | 98,654 | 492,908 | 0.99828 | 6,169,241 | 62.5 |
| **15** | 0.00196 | 194 | 0.00039 | 98,509 | 492,062 | 0.99627 | 5,676,333 | 57.6 |
| **20** | 0.00549 | 540 | 0.00110 | 98,316 | 490,228 | 0.99645 | 5,184,271 | 52.7 |
| **25** | 0.00159 | 156 | 0.00032 | 97,776 | 488,489 | 0.99372 | 4,694,043 | 48.0 |
| **30** | 0.01097 | 1,071 | 0.00221 | 97,620 | 485,422 | 0.98759 | 4,205,553 | 43.1 |
| **35** | 0.01386 | 1,338 | 0.00279 | 96,549 | 479,399 | 0.98482 | 3,720,131 | 38.5 |
| **40** | 0.01652 | 1,573 | 0.00333 | 95,211 | 472,121 | 0.97758 | 3,240,732 | 34.0 |
| **45** | 0.02843 | 2,662 | 0.00577 | 93,638 | 461,533 | 0.96608 | 2,768,612 | 29.6 |
| **50** | 0.03957 | 3,600 | 0.00807 | 90,976 | 445,879 | 0.94504 | 2,307,078 | 25.4 |
| **55** | 0.07099 | 6,203 | 0.01472 | 87,376 | 421,372 | 0.91036 | 1,861,199 | 21.3 |
| **60** | 0.10971 | 8,906 | 0.02322 | 81,173 | 383,601 | 0.85800 | 1,439,828 | 17.7 |
| **65** | 0.17827 | 12,883 | 0.03914 | 72,267 | 329,129 | 0.82915 | 1,056,227 | 14.6 |
| **70** | 0.16181 | 9,609 | 0.03521 | 59,384 | 272,898 | 0.80657 | 727,098 | 12.2 |
| **75** | 0.23115 | 11,506 | 0.05227 | 49,775 | 220,111 | 0.51539 [c] | 454,200 | 9.1 |
| **80+** | 1.00000 | 38,270 | 0.16348 | 38,270 | 234,089 | - | 234,089 | 6.1 |
| **Lelaki** *Male* | | | | | | | | |
| **0** | 0.01292 | 1,292 | 0.01307 | 100,000 | 98,811 | 0.98643 [a] | 6,903,569 | 69.0 |
| **1** | 0.00183 | 180 | 0.00046 | 98,708 | 394,404 | 0.99770 [b] | 6,804,758 | 68.9 |
| **5** | 0.00227 | 224 | 0.00046 | 98,528 | 492,081 | 0.99779 | 6,410,354 | 65.1 |
| **10** | 0.00214 | 210 | 0.00043 | 98,304 | 490,996 | 0.99734 | 5,918,273 | 60.2 |
| **15** | 0.00318 | 312 | 0.00064 | 98,094 | 489,690 | 0.99460 | 5,427,278 | 55.3 |
| **20** | 0.00763 | 746 | 0.00153 | 97,782 | 487,044 | 0.99539 | 4,937,588 | 50.5 |
| **25** | 0.00157 | 152 | 0.00031 | 97,036 | 484,798 | 0.99188 | 4,450,543 | 45.9 |
| **30** | 0.01467 | 1,421 | 0.00296 | 96,883 | 480,864 | 0.98337 | 3,965,745 | 40.9 |
| **35** | 0.01863 | 1,778 | 0.00376 | 95,462 | 472,866 | 0.98113 | 3,484,882 | 36.5 |
| **40** | 0.01912 | 1,792 | 0.00386 | 93,684 | 463,941 | 0.97378 | 3,012,016 | 32.2 |
| **45** | 0.03345 | 3,074 | 0.00680 | 91,892 | 451,777 | 0.95727 | 2,548,075 | 27.7 |
| **50** | 0.05232 | 4,647 | 0.01075 | 88,818 | 432,474 | 0.92721 | 2,096,298 | 23.6 |
| **55** | 0.09439 | 7,945 | 0.01981 | 84,171 | 400,993 | 0.87524 | 1,663,824 | 19.8 |
| **60** | 0.15829 | 12,066 | 0.03438 | 76,226 | 350,966 | 0.83651 | 1,262,830 | 16.6 |
| **65** | 0.16968 | 10,887 | 0.03708 | 64,160 | 293,586 | 0.82429 | 911,864 | 14.2 |
| **70** | 0.18298 | 9,748 | 0.04028 | 53,274 | 241,999 | 0.78453 | 618,278 | 11.6 |
| **75** | 0.25525 | 11,110 | 0.05852 | 43,526 | 189,855 | 0.49544 [c] | 376,279 | 8.6 |
| **80+** | 1.00000 | 32,416 | 0.17388 | 32,416 | 186,424 | - | 186,424 | 5.8 |
| **Perempuan** *Female* | | | | | | | | |
| **0** | 0.00718 | 718 | 0.00722 | 100,000 | 99,334 | 0.99245 [a] | 7,437,661 | 74.4 |
| **1** | 0.00096 | 95 | 0.00024 | 99,282 | 396,894 | 0.99857 [b] | 7,338,328 | 73.9 |
| **5** | 0.00170 | 168 | 0.00034 | 99,187 | 495,516 | 0.99877 | 6,941,434 | 70.0 |
| **10** | 0.00076 | 75 | 0.00015 | 99,019 | 494,907 | 0.99928 | 6,445,918 | 65.1 |
| **15** | 0.00067 | 67 | 0.00013 | 98,944 | 494,552 | 0.99811 | 5,951,011 | 60.1 |
| **20** | 0.00310 | 307 | 0.00062 | 98,877 | 493,619 | 0.99764 | 5,456,460 | 55.2 |
| **25** | 0.00162 | 159 | 0.00032 | 98,570 | 492,454 | 0.99555 | 4,962,841 | 50.3 |
| **30** | 0.00729 | 718 | 0.00146 | 98,411 | 490,261 | 0.99163 | 4,470,387 | 45.4 |
| **35** | 0.00946 | 924 | 0.00190 | 97,693 | 486,156 | 0.98829 | 3,980,126 | 40.7 |
| **40** | 0.01399 | 1,353 | 0.00282 | 96,769 | 480,462 | 0.98128 | 3,493,971 | 36.1 |
| **45** | 0.02352 | 2,244 | 0.00476 | 95,416 | 471,468 | 0.97457 | 3,013,509 | 31.6 |
| **50** | 0.02740 | 2,553 | 0.00556 | 93,172 | 459,477 | 0.96256 | 2,542,041 | 27.3 |
| **55** | 0.04777 | 4,329 | 0.00979 | 90,619 | 442,272 | 0.94584 | 2,082,564 | 23.0 |
| **60** | 0.06086 | 5,252 | 0.01255 | 86,290 | 418,320 | 0.87796 | 1,640,291 | 19.0 |
| **65** | 0.18718 | 15,169 | 0.04130 | 81,038 | 367,269 | 0.83492 | 1,221,971 | 15.1 |
| **70** | 0.13789 | 9,082 | 0.02962 | 65,869 | 306,641 | 0.82945 | 854,703 | 13.0 |
| **75** | 0.20844 | 11,837 | 0.04654 | 56,787 | 254,342 | 0.53592 [c] | 548,062 | 9.7 |
| **80+** | 1.00000 | 44,950 | 0.15304 | 44,950 | 293,720 | - | 293,720 | 6.5 |

**Nota:** *Notes:*
[a] **Daripada umur 0 hingga kumpulan umur 1-4** *From age of 0 to age group 1-4*
[b] **Daripada umur 0, kumpulan umur 1-4 hingga kumpulan umur 5-9** *From age of 0, age group 1-4 to age group 5-9*
[c] **Daripada umur 75 hingga 80+** *From age of 75 to 80+*
[e] **Anggaran** *Estimates*

**Jadual 5.10.11: Jadual hayat ringkas mengikut jantina dan umur, Penampang, Sabah, 2026[e]**

*Table 5.10.11: Abridged life table by sex and age, Penampang, Sabah, 2026 [e]*

| Umur *Age* | Kebarangkalian mati di antara umur x dan umur x+n *Probability of dying between age x and age x+n* | Bilangan kematian di antara umur x dan umur x+n *Number of deaths between age x and age x+n* | Kadar tengah mortaliti di antara umur x dan umur x+n *Central mortality rate between age x and age x+n* | Penakat (orang yang masih hidup) pada umur tepat x *Survivors at exact age x* | Bilangan orang hidup-tahun di antara umur x dan umur x+n *Number of person-years lived between age x and age x+n* | Nisbah ketakatan *Survival ratio* | Jumlah bilangan orang hidup-tahun selepas umur tepat x *Total number of person-years lived after exact age x* | Jangkaan hayat *Life expectancy* |
|---|---|---|---|---|---|---|---|---|
| x | $_nq_x$ | $_nd_x$ | $_nm_x$ | $l_x$ | $_nL_x$ | $_nS_x$ | $T_x$ | $e_x$ |
| **Lelaki dan Perempuan** *Both sexes* | | | | | | | | |
| **0** | 0.00393 | 393 | 0.00395 | 100,000 | 99,631 | 0.99499 [a] | 7,696,772 | 77.0 |
| **1** | 0.00229 | 228 | 0.00057 | 99,607 | 397,862 | 0.99838 [b] | 7,597,141 | 76.3 |
| **5** | 0.00084 | 84 | 0.00017 | 99,379 | 496,686 | 0.99920 | 7,199,279 | 72.4 |
| **10** | 0.00075 | 74 | 0.00015 | 99,295 | 496,290 | 0.99947 | 6,702,594 | 67.5 |
| **15** | 0.00030 | 30 | 0.00006 | 99,221 | 496,029 | 0.99860 | 6,206,303 | 62.6 |
| **20** | 0.00250 | 248 | 0.00050 | 99,191 | 495,334 | 0.99826 | 5,710,274 | 57.6 |
| **25** | 0.00098 | 97 | 0.00020 | 98,943 | 494,474 | 0.99749 | 5,214,940 | 52.7 |
| **30** | 0.00405 | 400 | 0.00081 | 98,847 | 493,232 | 0.99396 | 4,720,466 | 47.8 |
| **35** | 0.00804 | 791 | 0.00161 | 98,446 | 490,254 | 0.98886 | 4,227,233 | 42.9 |
| **40** | 0.01428 | 1,394 | 0.00288 | 97,655 | 484,790 | 0.98131 | 3,736,980 | 38.3 |
| **45** | 0.02317 | 2,230 | 0.00469 | 96,261 | 475,729 | 0.97373 | 3,252,190 | 33.8 |
| **50** | 0.02946 | 2,770 | 0.00598 | 94,031 | 463,229 | 0.96615 | 2,776,461 | 29.5 |
| **55** | 0.03837 | 3,502 | 0.00782 | 91,261 | 447,550 | 0.94303 | 2,313,231 | 25.3 |
| **60** | 0.07631 | 6,697 | 0.01587 | 87,759 | 422,053 | 0.91534 | 1,865,681 | 21.3 |
| **65** | 0.09369 | 7,595 | 0.01966 | 81,062 | 386,324 | 0.89491 | 1,443,628 | 17.8 |
| **70** | 0.11767 | 8,645 | 0.02501 | 73,468 | 345,725 | 0.87638 | 1,057,303 | 14.4 |
| **75** | 0.13037 | 8,451 | 0.02789 | 64,822 | 302,985 | 0.57421 [c] | 711,579 | 11.0 |
| **80+** | 1.00000 | 56,372 | 0.13796 | 56,372 | 408,594 | - | 408,594 | 7.2 |
| **Lelaki** *Male* | | | | | | | | |
| **0** | 0.00308 | 308 | 0.00309 | 100,000 | 99,708 | 0.99591 [a] | 7,455,708 | 74.6 |
| **1** | 0.00223 | 223 | 0.00056 | 99,692 | 398,245 | 0.99838 [b] | 7,356,000 | 73.8 |
| **5** | 0.00082 | 82 | 0.00016 | 99,470 | 497,144 | 0.99922 | 6,957,755 | 69.9 |
| **10** | 0.00073 | 73 | 0.00015 | 99,388 | 496,758 | 0.99935 | 6,460,611 | 65.0 |
| **15** | 0.00057 | 57 | 0.00011 | 99,315 | 496,434 | 0.99860 | 5,963,854 | 60.0 |
| **20** | 0.00223 | 221 | 0.00045 | 99,258 | 495,739 | 0.99859 | 5,467,420 | 55.1 |
| **25** | 0.00058 | 58 | 0.00012 | 99,037 | 495,041 | 0.99719 | 4,971,681 | 50.2 |
| **30** | 0.00503 | 498 | 0.00101 | 98,979 | 493,651 | 0.99181 | 4,476,640 | 45.2 |
| **35** | 0.01137 | 1,119 | 0.00229 | 98,481 | 489,607 | 0.98617 | 3,982,989 | 40.4 |
| **40** | 0.01633 | 1,590 | 0.00329 | 97,362 | 482,834 | 0.97463 | 3,493,382 | 35.9 |
| **45** | 0.03455 | 3,309 | 0.00703 | 95,772 | 470,587 | 0.96114 | 3,010,548 | 31.4 |
| **50** | 0.04331 | 4,005 | 0.00885 | 92,463 | 452,302 | 0.95354 | 2,539,961 | 27.5 |
| **55** | 0.04975 | 4,401 | 0.01020 | 88,458 | 431,288 | 0.92918 | 2,087,659 | 23.6 |
| **60** | 0.09299 | 7,817 | 0.01951 | 84,057 | 400,744 | 0.89776 | 1,656,372 | 19.7 |
| **65** | 0.11244 | 8,573 | 0.02383 | 76,240 | 359,771 | 0.86602 | 1,255,628 | 16.5 |
| **70** | 0.15825 | 10,708 | 0.03437 | 67,668 | 311,569 | 0.84159 | 895,857 | 13.2 |
| **75** | 0.15860 | 9,034 | 0.03445 | 56,960 | 262,213 | 0.55123 [c] | 584,289 | 10.3 |
| **80+** | 1.00000 | 47,926 | 0.14880 | 47,926 | 322,076 | - | 322,076 | 6.7 |
| **Perempuan** *Female* | | | | | | | | |
| **0** | 0.00483 | 483 | 0.00485 | 100,000 | 99,548 | 0.99408 [a] | 7,989,656 | 79.9 |
| **1** | 0.00234 | 233 | 0.00059 | 99,517 | 397,490 | 0.99832 [b] | 7,890,107 | 79.3 |
| **5** | 0.00087 | 86 | 0.00017 | 99,284 | 496,206 | 0.99918 | 7,492,617 | 75.5 |
| **10** | 0.00076 | 76 | 0.00015 | 99,198 | 495,801 | 0.99962 | 6,996,411 | 70.5 |
| **15** | 0.00000 | - | 0.00000 | 99,122 | 495,612 | 0.99858 | 6,500,610 | 65.6 |
| **20** | 0.00284 | 281 | 0.00057 | 99,122 | 494,909 | 0.99785 | 6,004,999 | 60.6 |
| **25** | 0.00147 | 145 | 0.00029 | 98,841 | 493,843 | 0.99781 | 5,510,090 | 55.7 |
| **30** | 0.00291 | 287 | 0.00058 | 98,696 | 492,762 | 0.99629 | 5,016,247 | 50.8 |
| **35** | 0.00451 | 444 | 0.00090 | 98,409 | 490,934 | 0.99172 | 4,523,485 | 46.0 |
| **40** | 0.01205 | 1,181 | 0.00243 | 97,965 | 486,871 | 0.98851 | 4,032,551 | 41.2 |
| **45** | 0.01093 | 1,058 | 0.00220 | 96,784 | 481,275 | 0.98714 | 3,545,680 | 36.6 |
| **50** | 0.01481 | 1,418 | 0.00298 | 95,726 | 475,086 | 0.97947 | 3,064,406 | 32.0 |
| **55** | 0.02633 | 2,483 | 0.00534 | 94,308 | 465,335 | 0.95780 | 2,589,319 | 27.5 |
| **60** | 0.05850 | 5,372 | 0.01205 | 91,825 | 445,698 | 0.93457 | 2,123,985 | 23.1 |
| **65** | 0.07279 | 6,293 | 0.01511 | 86,454 | 416,537 | 0.92651 | 1,678,287 | 19.4 |
| **70** | 0.07425 | 5,952 | 0.01542 | 80,161 | 385,926 | 0.91148 | 1,261,751 | 15.7 |
| **75** | 0.10393 | 7,713 | 0.02193 | 74,209 | 351,765 | 0.59836 [c] | 875,825 | 11.8 |
| **80+** | 1.00000 | 66,496 | 0.12689 | 66,496 | 524,060 | - | 524,060 | 7.9 |

**Nota:** *Notes:*

[a] **Daripada umur 0 hingga kumpulan umur 1-4**
*From age of 0 to age group 1-4*

[b] **Daripada umur 0, kumpulan umur 1-4 hingga kumpulan umur 5-9**
*From age of 0, age group 1-4 to age group 5-9*

[c] **Daripada umur 75 hingga 80+**
*From age of 75 to 80+*

[e] **Anggaran**
*Estimates*

**Jadual 5.10.12: Jadual hayat ringkas mengikut jantina dan umur, Papar, Sabah, 2026[e]**

*Table 5.10.12: Abridged life table by sex and age, Papar, Sabah, 2026 [e]*

| **Umur** *Age* | **Kebarangkalian mati di antara umur x dan umur x+n** *Probability of dying between age x and age x+n* | **Bilangan kematian di antara umur x dan umur x+n** *Number of deaths between age x and age x+n* | **Kadar tengah mortaliti di antara umur x dan umur x+n** *Central mortality rate between age x and age x+n* | **Penakat (orang yang masih hidup) pada umur tepat x** *Survivors at exact age x* | **Bilangan orang hidup-tahun di antara umur x dan umur x+n** *Number of person-years lived between age x and age x+n* | **Nisbah ketakatan** *Survival ratio* | **Jumlah bilangan orang hidup-tahun selepas umur tepat x** *Total number of person-years lived after exact age x* | **Jangkaan hayat** *Life expectancy* |
|---|---|---|---|---|---|---|---|---|
| **x** | $_nq_x$ | $_nd_x$ | $_nm_x$ | $l_x$ | $_nL_x$ | $_nS_x$ | $T_x$ | $e_x$ |
| **Lelaki dan Perempuan** *Both sexes* | | | | | | | | |
| **0** | 0.00909 | 909 | 0.00916 | 100,000 | 99,162 | 0.99020 [a] | 7,065,173 | 70.7 |
| **1** | 0.00173 | 172 | 0.00043 | 99,091 | 395,938 | 0.99841 [b] | 6,966,011 | 70.3 |
| **5** | 0.00116 | 114 | 0.00023 | 98,920 | 494,313 | 0.99845 | 6,570,073 | 66.4 |
| **10** | 0.00194 | 192 | 0.00039 | 98,805 | 493,546 | 0.99759 | 6,075,760 | 61.5 |
| **15** | 0.00288 | 284 | 0.00058 | 98,613 | 492,357 | 0.99720 | 5,582,214 | 56.6 |
| **20** | 0.00273 | 268 | 0.00055 | 98,330 | 490,977 | 0.99765 | 5,089,856 | 51.8 |
| **25** | 0.00196 | 192 | 0.00039 | 98,061 | 489,825 | 0.99578 | 4,598,879 | 46.9 |
| **30** | 0.00649 | 635 | 0.00130 | 97,869 | 487,757 | 0.99155 | 4,109,054 | 42.0 |
| **35** | 0.01042 | 1,013 | 0.00210 | 97,234 | 483,636 | 0.98812 | 3,621,298 | 37.2 |
| **40** | 0.01336 | 1,285 | 0.00269 | 96,221 | 477,890 | 0.97803 | 3,137,661 | 32.6 |
| **45** | 0.03071 | 2,915 | 0.00624 | 94,935 | 467,389 | 0.95949 | 2,659,771 | 28.0 |
| **50** | 0.05063 | 4,659 | 0.01039 | 92,020 | 448,453 | 0.93252 | 2,192,382 | 23.8 |
| **55** | 0.08522 | 7,445 | 0.01780 | 87,361 | 418,193 | 0.89700 | 1,743,929 | 20.0 |
| **60** | 0.12243 | 9,784 | 0.02608 | 79,916 | 375,121 | 0.84135 | 1,325,736 | 16.6 |
| **65** | 0.19993 | 14,021 | 0.04443 | 70,132 | 315,608 | 0.80762 | 950,615 | 13.6 |
| **70** | 0.18294 | 10,265 | 0.04027 | 56,111 | 254,892 | 0.76572 | 635,007 | 11.3 |
| **75** | 0.29711 | 13,621 | 0.06979 | 45,846 | 195,177 | 0.48653 [c] | 380,115 | 8.3 |
| **80+** | 1.00000 | 32,225 | 0.17425 | 32,225 | 184,939 | - | 184,939 | 5.7 |
| **Lelaki** *Male* | | | | | | | | |
| **0** | 0.00615 | 615 | 0.00618 | 100,000 | 99,422 | 0.99342 [a] | 6,908,557 | 69.1 |
| **1** | 0.00108 | 108 | 0.00027 | 99,385 | 397,287 | 0.99863 [b] | 6,809,135 | 68.5 |
| **5** | 0.00145 | 144 | 0.00029 | 99,278 | 496,028 | 0.99817 | 6,411,848 | 64.6 |
| **10** | 0.00222 | 220 | 0.00044 | 99,134 | 495,120 | 0.99680 | 5,915,820 | 59.7 |
| **15** | 0.00420 | 415 | 0.00084 | 98,914 | 493,533 | 0.99651 | 5,420,700 | 54.8 |
| **20** | 0.00277 | 273 | 0.00056 | 98,499 | 491,813 | 0.99771 | 4,927,168 | 50.0 |
| **25** | 0.00180 | 176 | 0.00036 | 98,226 | 490,689 | 0.99455 | 4,435,355 | 45.2 |
| **30** | 0.00911 | 893 | 0.00183 | 98,050 | 488,016 | 0.98864 | 3,944,666 | 40.2 |
| **35** | 0.01363 | 1,324 | 0.00274 | 97,157 | 482,474 | 0.98562 | 3,456,651 | 35.6 |
| **40** | 0.01515 | 1,452 | 0.00305 | 95,833 | 475,534 | 0.97810 | 2,974,177 | 31.0 |
| **45** | 0.02876 | 2,714 | 0.00584 | 94,381 | 465,117 | 0.95151 | 2,498,643 | 26.5 |
| **50** | 0.06881 | 6,307 | 0.01425 | 91,666 | 442,564 | 0.91549 | 2,033,526 | 22.2 |
| **55** | 0.10137 | 8,653 | 0.02136 | 85,359 | 405,164 | 0.88381 | 1,590,962 | 18.6 |
| **60** | 0.13270 | 10,179 | 0.02843 | 76,707 | 358,086 | 0.82408 | 1,185,798 | 15.5 |
| **65** | 0.22576 | 15,020 | 0.05090 | 66,528 | 295,090 | 0.76838 | 827,712 | 12.4 |
| **70** | 0.23919 | 12,320 | 0.05434 | 51,508 | 226,741 | 0.72317 | 532,622 | 10.3 |
| **75** | 0.32630 | 12,787 | 0.07798 | 39,188 | 163,973 | 0.46393 [c] | 305,881 | 7.8 |
| **80+** | 1.00000 | 26,401 | 0.18604 | 26,401 | 141,908 | - | 141,908 | 5.4 |
| **Perempuan** *Female* | | | | | | | | |
| **0** | 0.01237 | 1,237 | 0.01251 | 100,000 | 98,871 | 0.98663 [a] | 7,256,271 | 72.6 |
| **1** | 0.00247 | 244 | 0.00062 | 98,763 | 394,442 | 0.99813 [b] | 7,157,400 | 72.5 |
| **5** | 0.00082 | 81 | 0.00016 | 98,519 | 492,391 | 0.99877 | 6,762,958 | 68.6 |
| **10** | 0.00164 | 162 | 0.00033 | 98,437 | 491,783 | 0.99844 | 6,270,567 | 63.7 |
| **15** | 0.00148 | 145 | 0.00030 | 98,276 | 491,016 | 0.99792 | 5,778,784 | 58.8 |
| **20** | 0.00267 | 262 | 0.00054 | 98,130 | 489,996 | 0.99758 | 5,287,768 | 53.9 |
| **25** | 0.00216 | 212 | 0.00043 | 97,868 | 488,811 | 0.99718 | 4,797,772 | 49.0 |
| **30** | 0.00348 | 340 | 0.00070 | 97,656 | 487,431 | 0.99481 | 4,308,961 | 44.1 |
| **35** | 0.00690 | 672 | 0.00139 | 97,316 | 484,901 | 0.99092 | 3,821,530 | 39.3 |
| **40** | 0.01127 | 1,090 | 0.00227 | 96,644 | 480,498 | 0.97795 | 3,336,629 | 34.5 |
| **45** | 0.03295 | 3,148 | 0.00670 | 95,555 | 469,903 | 0.96843 | 2,856,131 | 29.9 |
| **50** | 0.03015 | 2,786 | 0.00612 | 92,407 | 455,069 | 0.95225 | 2,386,228 | 25.8 |
| **55** | 0.06591 | 5,907 | 0.01363 | 89,621 | 433,337 | 0.91268 | 1,931,159 | 21.5 |
| **60** | 0.11024 | 9,228 | 0.02333 | 83,714 | 395,499 | 0.86225 | 1,497,823 | 17.9 |
| **65** | 0.16867 | 12,564 | 0.03684 | 74,486 | 341,018 | 0.84834 | 1,102,324 | 14.8 |
| **70** | 0.13119 | 8,123 | 0.02808 | 61,922 | 289,300 | 0.80167 | 761,306 | 12.3 |
| **75** | 0.27562 | 14,828 | 0.06393 | 53,798 | 231,922 | 0.50865 [c] | 472,006 | 8.8 |
| **80+** | 1.00000 | 38,970 | 0.16232 | 38,970 | 240,084 | - | 240,084 | 6.2 |

**Nota:** *Notes:*

[a] **Daripada umur 0 hingga kumpulan umur 1-4**
*From age of 0 to age group 1-4*

[b] **Daripada umur 0, kumpulan umur 1-4 hingga kumpulan umur 5-9**
*From age of 0, age group 1-4 to age group 5-9*

[c] **Daripada umur 75 hingga 80+**
*From age of 75 to 80+*

[e] **Anggaran**
*Estimates*

**Jadual 5.10.13: Jadual hayat ringkas mengikut jantina dan umur, Kudat, Sabah, 2026[e]**

*Table 5.10.13: Abridged life table by sex and age, Kudat, Sabah, 2026 [e]*

| Umur *Age* | Kebarangkalian mati di antara umur x dan umur x+n *Probability of dying between age x and age x+n* | Bilangan kematian di antara umur x dan umur x+n *Number of deaths between age x and age x+n* | Kadar tengah mortaliti di antara umur x dan umur x+n *Central mortality rate between age x and age x+n* | Penakat (orang yang masih hidup) pada umur tepat x *Survivors at exact age x* | Bilangan orang hidup-tahun di antara umur x dan umur x+n *Number of person-years lived between age x and age x+n* | Nisbah ketakatan *Survival ratio* | Jumlah bilangan orang hidup-tahun selepas umur tepat x *Total number of person-years lived after exact age x* | Jangkaan hayat *Life expectancy* |
|---|---|---|---|---|---|---|---|---|
| x | $_nq_x$ | $_nd_x$ | $_nm_x$ | $l_x$ | $_nL_x$ | $_nS_x$ | $T_x$ | $e_x$ |
| **Lelaki dan Perempuan** *Both sexes* | | | | | | | | |
| **0** | 0.00644 | 644 | 0.00648 | 100,000 | 99,401 | 0.99172 [a] | 7,193,627 | 71.9 |
| **1** | 0.00391 | 389 | 0.00098 | 99,356 | 396,458 | 0.99696 [b] | 7,094,227 | 71.4 |
| **5** | 0.00197 | 195 | 0.00039 | 98,967 | 494,350 | 0.99869 | 6,697,769 | 67.7 |
| **10** | 0.00065 | 64 | 0.00013 | 98,773 | 493,703 | 0.99806 | 6,203,419 | 62.8 |
| **15** | 0.00324 | 320 | 0.00065 | 98,709 | 492,744 | 0.99620 | 5,709,716 | 57.8 |
| **20** | 0.00436 | 429 | 0.00087 | 98,389 | 490,871 | 0.99556 | 5,216,972 | 53.0 |
| **25** | 0.00452 | 443 | 0.00091 | 97,960 | 488,691 | 0.99354 | 4,726,100 | 48.2 |
| **30** | 0.00841 | 820 | 0.00169 | 97,517 | 485,534 | 0.98842 | 4,237,410 | 43.5 |
| **35** | 0.01478 | 1,429 | 0.00298 | 96,697 | 479,913 | 0.98226 | 3,751,875 | 38.8 |
| **40** | 0.02076 | 1,978 | 0.00419 | 95,268 | 471,398 | 0.97720 | 3,271,962 | 34.3 |
| **45** | 0.02489 | 2,322 | 0.00504 | 93,291 | 460,650 | 0.96345 | 2,800,564 | 30.0 |
| **50** | 0.04851 | 4,413 | 0.00994 | 90,969 | 443,812 | 0.93557 | 2,339,914 | 25.7 |
| **55** | 0.08116 | 7,025 | 0.01692 | 86,556 | 415,217 | 0.90375 | 1,896,102 | 21.9 |
| **60** | 0.11267 | 8,961 | 0.02388 | 79,531 | 375,253 | 0.88074 | 1,480,885 | 18.6 |
| **65** | 0.12668 | 8,940 | 0.02705 | 70,570 | 330,501 | 0.86029 | 1,105,633 | 15.7 |
| **70** | 0.15464 | 9,530 | 0.03352 | 61,630 | 284,326 | 0.81881 | 775,132 | 12.6 |
| **75** | 0.21260 | 11,076 | 0.04758 | 52,100 | 232,809 | 0.52566 [c] | 490,806 | 9.4 |
| **80+** | 1.00000 | 41,024 | 0.15901 | 41,024 | 257,997 | - | 257,997 | 6.3 |
| **Lelaki** *Male* | | | | | | | | |
| **0** | 0.00537 | 537 | 0.00540 | 100,000 | 99,494 | 0.99291 [a] | 6,927,267 | 69.3 |
| **1** | 0.00379 | 377 | 0.00095 | 99,463 | 396,962 | 0.99605 [b] | 6,827,773 | 68.6 |
| **5** | 0.00378 | 375 | 0.00076 | 99,086 | 494,494 | 0.99810 | 6,430,811 | 64.9 |
| **10** | 0.00000 | - | 0.00000 | 98,711 | 493,557 | 0.99842 | 5,936,317 | 60.1 |
| **15** | 0.00317 | 313 | 0.00063 | 98,711 | 492,775 | 0.99581 | 5,442,760 | 55.1 |
| **20** | 0.00523 | 514 | 0.00105 | 98,399 | 490,708 | 0.99354 | 4,949,985 | 50.3 |
| **25** | 0.00770 | 754 | 0.00155 | 97,885 | 487,538 | 0.99142 | 4,459,277 | 45.6 |
| **30** | 0.00947 | 919 | 0.00190 | 97,131 | 483,355 | 0.98156 | 3,971,738 | 40.9 |
| **35** | 0.02750 | 2,645 | 0.00558 | 96,211 | 474,444 | 0.97199 | 3,488,383 | 36.3 |
| **40** | 0.02854 | 2,670 | 0.00579 | 93,566 | 461,155 | 0.97174 | 3,013,939 | 32.2 |
| **45** | 0.02797 | 2,542 | 0.00567 | 90,896 | 448,124 | 0.96223 | 2,552,785 | 28.1 |
| **50** | 0.04785 | 4,227 | 0.00980 | 88,354 | 431,200 | 0.92205 | 2,104,661 | 23.8 |
| **55** | 0.10957 | 9,218 | 0.02318 | 84,126 | 397,586 | 0.88155 | 1,673,461 | 19.9 |
| **60** | 0.12843 | 9,620 | 0.02745 | 74,908 | 350,491 | 0.84614 | 1,275,875 | 17.0 |
| **65** | 0.18304 | 11,950 | 0.04030 | 65,288 | 296,564 | 0.82148 | 925,384 | 14.2 |
| **70** | 0.17298 | 9,226 | 0.03787 | 53,338 | 243,622 | 0.79272 | 628,820 | 11.8 |
| **75** | 0.24876 | 10,973 | 0.05682 | 44,111 | 193,124 | 0.49864 [c] | 385,198 | 8.7 |
| **80+** | 1.00000 | 33,138 | 0.17253 | 33,138 | 192,074 | - | 192,074 | 5.8 |
| **Perempuan** *Female* | | | | | | | | |
| **0** | 0.00766 | 766 | 0.00772 | 100,000 | 99,290 | 0.99045 [a] | 7,502,916 | 75.0 |
| **1** | 0.00404 | 401 | 0.00101 | 99,234 | 395,937 | 0.99785 [b] | 7,403,626 | 74.6 |
| **5** | 0.00000 | - | 0.00000 | 98,833 | 494,163 | 0.99934 | 7,007,689 | 70.9 |
| **10** | 0.00133 | 131 | 0.00027 | 98,833 | 493,835 | 0.99768 | 6,513,526 | 65.9 |
| **15** | 0.00331 | 327 | 0.00066 | 98,701 | 492,689 | 0.99663 | 6,019,691 | 61.0 |
| **20** | 0.00343 | 337 | 0.00069 | 98,374 | 491,029 | 0.99770 | 5,527,002 | 56.2 |
| **25** | 0.00116 | 114 | 0.00023 | 98,037 | 489,902 | 0.99576 | 5,035,973 | 51.4 |
| **30** | 0.00731 | 716 | 0.00147 | 97,923 | 487,827 | 0.99502 | 4,546,071 | 46.4 |
| **35** | 0.00263 | 255 | 0.00053 | 97,207 | 485,398 | 0.99223 | 4,058,244 | 41.7 |
| **40** | 0.01293 | 1,253 | 0.00260 | 96,952 | 481,627 | 0.98265 | 3,572,846 | 36.9 |
| **45** | 0.02183 | 2,089 | 0.00441 | 95,699 | 473,272 | 0.96465 | 3,091,218 | 32.3 |
| **50** | 0.04916 | 4,602 | 0.01008 | 93,610 | 456,543 | 0.94924 | 2,617,947 | 28.0 |
| **55** | 0.05245 | 4,668 | 0.01077 | 89,008 | 433,367 | 0.92590 | 2,161,404 | 24.3 |
| **60** | 0.09695 | 8,177 | 0.02038 | 84,339 | 401,254 | 0.91721 | 1,728,036 | 20.5 |
| **65** | 0.06711 | 5,112 | 0.01389 | 76,162 | 368,033 | 0.90029 | 1,326,782 | 17.4 |
| **70** | 0.13465 | 9,567 | 0.02887 | 71,051 | 331,337 | 0.84491 | 958,749 | 13.5 |
| **75** | 0.17871 | 10,988 | 0.03925 | 61,484 | 279,950 | 0.55380 [c] | 627,413 | 10.2 |
| **80+** | 1.00000 | 50,496 | 0.14533 | 50,496 | 347,463 | - | 347,463 | 6.9 |

**Nota:** *Notes:*

[a] **Daripada umur 0 hingga kumpulan umur 1-4**
*From age of 0 to age group 1-4*

[b] **Daripada umur 0, kumpulan umur 1-4 hingga kumpulan umur 5-9**
*From age of 0, age group 1-4 to age group 5-9*

[c] **Daripada umur 75 hingga 80+**
*From age of 75 to 80+*

[e] **Anggaran**
*Estimates*

**Jadual 5.10.14: Jadual hayat ringkas mengikut jantina dan umur, Kota Marudu, Sabah, 2026[e]**

*Table 5.10.14: Abridged life table by sex and age, Kota Marudu, Sabah, 2026 [e]*

| **Umur** *Age* | **Kebarangkalian mati di antara umur x dan umur x+n** *Probability of dying between age x and age x+n* | **Bilangan kematian di antara umur x dan umur x+n** *Number of deaths between age x and age x+n* | **Kadar tengah mortaliti di antara umur x dan umur x+n** *Central mortality rate between age x and age x+n* | **Penakat (orang yang masih hidup) pada umur tepat x** *Survivors at exact age x* | **Bilangan orang hidup-tahun di antara umur x dan umur x+n** *Number of person-years lived between age x and age x+n* | **Nisbah ketakatan** *Survival ratio* | **Jumlah bilangan orang hidup-tahun selepas umur tepat x** *Total number of person-years lived after exact age x* | **Jangkaan hayat** *Life expectancy* |
|---|---|---|---|---|---|---|---|---|
| **x** | $_nq_x$ | $_nd_x$ | $_nm_x$ | $l_x$ | $_nL_x$ | $_nS_x$ | $T_x$ | $e_x$ |
| **Lelaki dan Perempuan** *Both sexes* | | | | | | | | |
| **0** | 0.00493 | 493 | 0.00496 | 100,000 | 99,539 | 0.99445 [a] | 7,087,838 | 70.9 |
| **1** | 0.00137 | 136 | 0.00034 | 99,507 | 397,688 | 0.99888 [b] | 6,988,300 | 70.2 |
| **5** | 0.00074 | 74 | 0.00015 | 99,371 | 496,669 | 0.99814 | 6,590,611 | 66.3 |
| **10** | 0.00298 | 295 | 0.00060 | 99,297 | 495,746 | 0.99698 | 6,093,943 | 61.4 |
| **15** | 0.00306 | 303 | 0.00061 | 99,001 | 494,249 | 0.99472 | 5,598,197 | 56.5 |
| **20** | 0.00750 | 740 | 0.00151 | 98,698 | 491,641 | 0.99268 | 5,103,947 | 51.7 |
| **25** | 0.00715 | 700 | 0.00143 | 97,958 | 488,041 | 0.99126 | 4,612,306 | 47.1 |
| **30** | 0.01035 | 1,007 | 0.00208 | 97,258 | 483,773 | 0.98708 | 4,124,265 | 42.4 |
| **35** | 0.01552 | 1,494 | 0.00313 | 96,251 | 477,522 | 0.98202 | 3,640,492 | 37.8 |
| **40** | 0.02047 | 1,940 | 0.00414 | 94,758 | 468,938 | 0.97240 | 3,162,971 | 33.4 |
| **45** | 0.03488 | 3,237 | 0.00710 | 92,818 | 455,994 | 0.96057 | 2,694,033 | 29.0 |
| **50** | 0.04414 | 3,954 | 0.00903 | 89,580 | 438,017 | 0.95442 | 2,238,039 | 25.0 |
| **55** | 0.04708 | 4,032 | 0.00964 | 85,626 | 418,053 | 0.91687 | 1,800,022 | 21.0 |
| **60** | 0.12095 | 9,869 | 0.02575 | 81,595 | 383,302 | 0.85708 | 1,381,969 | 16.9 |
| **65** | 0.16792 | 12,044 | 0.03666 | 71,726 | 328,520 | 0.84418 | 998,667 | 13.9 |
| **70** | 0.14129 | 8,432 | 0.03041 | 59,682 | 277,329 | 0.75178 | 670,148 | 11.2 |
| **75** | 0.37276 | 19,104 | 0.09163 | 51,250 | 208,489 | 0.46925 [c] | 392,819 | 7.7 |
| **80+** | 1.00000 | 32,146 | 0.17439 | 32,146 | 184,329 | - | 184,329 | 5.7 |
| **Lelaki** *Male* | | | | | | | | |
| **0** | 0.00619 | 619 | 0.00623 | 100,000 | 99,418 | 0.99326 [a] | 6,815,244 | 68.2 |
| **1** | 0.00132 | 131 | 0.00033 | 99,381 | 397,214 | 0.99923 [b] | 6,715,826 | 67.6 |
| **5** | 0.00000 | - | 0.00000 | 99,250 | 496,250 | 0.99858 | 6,318,612 | 63.7 |
| **10** | 0.00283 | 281 | 0.00057 | 99,250 | 495,547 | 0.99740 | 5,822,362 | 58.7 |
| **15** | 0.00237 | 235 | 0.00048 | 98,969 | 494,257 | 0.99314 | 5,326,815 | 53.8 |
| **20** | 0.01136 | 1,121 | 0.00228 | 98,734 | 490,866 | 0.98900 | 4,832,559 | 48.9 |
| **25** | 0.01063 | 1,038 | 0.00214 | 97,613 | 485,469 | 0.98680 | 4,341,692 | 44.5 |
| **30** | 0.01579 | 1,525 | 0.00318 | 96,575 | 479,063 | 0.98186 | 3,856,223 | 39.9 |
| **35** | 0.02053 | 1,951 | 0.00415 | 95,050 | 470,374 | 0.97400 | 3,377,160 | 35.5 |
| **40** | 0.03159 | 2,941 | 0.00642 | 93,099 | 458,143 | 0.96247 | 2,906,786 | 31.2 |
| **45** | 0.04367 | 3,937 | 0.00893 | 90,158 | 440,947 | 0.94955 | 2,448,643 | 27.2 |
| **50** | 0.05754 | 4,962 | 0.01185 | 86,221 | 418,701 | 0.94355 | 2,007,696 | 23.3 |
| **55** | 0.05529 | 4,493 | 0.01137 | 81,259 | 395,065 | 0.89580 | 1,588,995 | 19.6 |
| **60** | 0.15598 | 11,974 | 0.03383 | 76,767 | 353,898 | 0.80751 | 1,193,930 | 15.6 |
| **65** | 0.23576 | 15,275 | 0.05345 | 64,793 | 285,775 | 0.80594 | 840,032 | 13.0 |
| **70** | 0.13949 | 6,907 | 0.02999 | 49,517 | 230,319 | 0.75984 | 554,257 | 11.2 |
| **75** | 0.35714 | 15,218 | 0.08696 | 42,610 | 175,006 | 0.45975 [c] | 323,938 | 7.6 |
| **80+** | 1.00000 | 27,392 | 0.18392 | 27,392 | 148,932 | - | 148,932 | 5.4 |
| **Perempuan** *Female* | | | | | | | | |
| **0** | 0.00351 | 351 | 0.00352 | 100,000 | 99,670 | 0.99583 [a] | 7,398,175 | 74.0 |
| **1** | 0.00142 | 142 | 0.00036 | 99,649 | 398,245 | 0.99846 [b] | 7,298,505 | 73.2 |
| **5** | 0.00156 | 156 | 0.00031 | 99,507 | 497,147 | 0.99765 | 6,900,260 | 69.3 |
| **10** | 0.00313 | 311 | 0.00063 | 99,352 | 495,980 | 0.99654 | 6,403,113 | 64.4 |
| **15** | 0.00380 | 376 | 0.00076 | 99,041 | 494,262 | 0.99651 | 5,907,132 | 59.6 |
| **20** | 0.00318 | 314 | 0.00064 | 98,664 | 492,538 | 0.99675 | 5,412,870 | 54.9 |
| **25** | 0.00333 | 328 | 0.00067 | 98,351 | 490,935 | 0.99593 | 4,920,332 | 50.0 |
| **30** | 0.00482 | 473 | 0.00097 | 98,023 | 488,935 | 0.99224 | 4,429,397 | 45.2 |
| **35** | 0.01072 | 1,046 | 0.00216 | 97,551 | 485,139 | 0.98998 | 3,940,462 | 40.4 |
| **40** | 0.00932 | 899 | 0.00187 | 96,505 | 480,275 | 0.98239 | 3,455,324 | 35.8 |
| **45** | 0.02599 | 2,485 | 0.00527 | 95,605 | 471,815 | 0.97149 | 2,975,048 | 31.1 |
| **50** | 0.03109 | 2,896 | 0.00632 | 93,121 | 458,365 | 0.96494 | 2,503,233 | 26.9 |
| **55** | 0.03916 | 3,533 | 0.00799 | 90,225 | 442,293 | 0.93782 | 2,044,868 | 22.7 |
| **60** | 0.08613 | 7,467 | 0.01800 | 86,692 | 414,793 | 0.91076 | 1,602,574 | 18.5 |
| **65** | 0.09264 | 7,340 | 0.01943 | 79,225 | 377,776 | 0.88320 | 1,187,782 | 15.0 |
| **70** | 0.14343 | 10,311 | 0.03090 | 71,885 | 333,651 | 0.74310 | 810,005 | 11.3 |
| **75** | 0.38936 | 23,975 | 0.09670 | 61,575 | 247,937 | 0.47951 [c] | 476,355 | 7.7 |
| **80+** | 1.00000 | 37,600 | 0.16461 | 37,600 | 228,418 | - | 228,418 | 6.1 |

**Nota:** *Notes:*

[a] **Daripada umur 0 hingga kumpulan umur 1-4**
*From age of 0 to age group 1-4*

[b] **Daripada umur 0, kumpulan umur 1-4 hingga kumpulan umur 5-9**
*From age of 0, age group 1-4 to age group 5-9*

[c] **Daripada umur 75 hingga 80+**
*From age of 75 to 80+*

[e] **Anggaran**
*Estimates*

**Jadual 5.10.15: Jadual hayat ringkas mengikut jantina dan umur, Pitas, Sabah, 202[6e]**

*Table 5.10.15: Abridged life table by sex and age, Pitas, Sabah, 2026 [e]*

| **Umur** *Age* | **Kebarangkalian mati di antara umur x dan umur x+n** *Probability of dying between age x and age x+n* | **Bilangan kematian di antara umur x dan umur x+n** *Number of deaths between age x and age x+n* | **Kadar tengah mortaliti di antara umur x dan umur x+n** *Central mortality rate between age x and age x+n* | **Penakat (orang yang masih hidup) pada umur tepat x** *Survivors at exact age x* | **Bilangan orang hidup-tahun di antara umur x dan umur x+n** *Number of person-years lived between age x and age x+n* | **Nisbah ketakatan** *Survival ratio* | **Jumlah bilangan orang hidup-tahun selepas umur tepat x** *Total number of person-years lived after exact age x* | **Jangkaan hayat** *Life expectancy* |
|---|---|---|---|---|---|---|---|---|
| **x** | $_nq_x$ | $_nd_x$ | $_nm_x$ | $l_x$ | $_nL_x$ | $_nS_x$ | $T_x$ | $e_x$ |
| **Lelaki dan Perempuan** *Both sexes* | | | | | | | | |
| **0** | 0.01261 | 1,261 | 0.01276 | 100,000 | 98,849 | 0.98629 [a] | 6,842,314 | 68.4 |
| **1** | 0.00268 | 265 | 0.00067 | 98,739 | 394,293 | 0.99770 [b] | 6,743,465 | 68.3 |
| **5** | 0.00146 | 144 | 0.00029 | 98,474 | 492,009 | 0.99850 | 6,349,172 | 64.5 |
| **10** | 0.00153 | 150 | 0.00031 | 98,330 | 491,273 | 0.99794 | 5,857,162 | 59.6 |
| **15** | 0.00258 | 253 | 0.00052 | 98,179 | 490,264 | 0.99657 | 5,365,889 | 54.7 |
| **20** | 0.00427 | 418 | 0.00086 | 97,926 | 488,584 | 0.99138 | 4,875,625 | 49.8 |
| **25** | 0.01298 | 1,265 | 0.00261 | 97,508 | 484,375 | 0.98917 | 4,387,041 | 45.0 |
| **30** | 0.00865 | 833 | 0.00174 | 96,242 | 479,130 | 0.98808 | 3,902,666 | 40.6 |
| **35** | 0.01522 | 1,452 | 0.00307 | 95,410 | 473,417 | 0.97603 | 3,423,536 | 35.9 |
| **40** | 0.03285 | 3,087 | 0.00668 | 93,957 | 462,069 | 0.96147 | 2,950,119 | 31.4 |
| **45** | 0.04440 | 4,035 | 0.00908 | 90,870 | 444,265 | 0.94747 | 2,488,050 | 27.4 |
| **50** | 0.06103 | 5,299 | 0.01259 | 86,835 | 420,929 | 0.93975 | 2,043,785 | 23.5 |
| **55** | 0.05942 | 4,845 | 0.01225 | 81,536 | 395,568 | 0.91030 | 1,622,856 | 19.9 |
| **60** | 0.12190 | 9,349 | 0.02596 | 76,691 | 360,084 | 0.82732 | 1,227,288 | 16.0 |
| **65** | 0.23051 | 15,523 | 0.05211 | 67,343 | 297,906 | 0.77340 | 867,204 | 12.9 |
| **70** | 0.22154 | 11,480 | 0.04983 | 51,820 | 230,399 | 0.75784 | 569,299 | 11.0 |
| **75** | 0.26866 | 10,838 | 0.06207 | 40,340 | 174,605 | 0.48479 [c] | 338,900 | 8.4 |
| **80+** | 1.00000 | 29,502 | 0.17957 | 29,502 | 164,295 | - | 164,295 | 5.6 |
| **Lelaki** *Male* | | | | | | | | |
| **0** | 0.01353 | 1,353 | 0.01370 | 100,000 | 98,757 | 0.98424 [a] | 6,554,126 | 65.5 |
| **1** | 0.00519 | 512 | 0.00130 | 98,647 | 393,364 | 0.99564 [b] | 6,455,369 | 65.4 |
| **5** | 0.00284 | 279 | 0.00057 | 98,134 | 489,975 | 0.99708 | 6,062,005 | 61.8 |
| **10** | 0.00301 | 294 | 0.00060 | 97,856 | 488,542 | 0.99593 | 5,572,030 | 56.9 |
| **15** | 0.00513 | 500 | 0.00103 | 97,561 | 486,555 | 0.99609 | 5,083,488 | 52.1 |
| **20** | 0.00268 | 260 | 0.00054 | 97,061 | 484,653 | 0.99041 | 4,596,933 | 47.4 |
| **25** | 0.01652 | 1,599 | 0.00333 | 96,800 | 480,004 | 0.98477 | 4,112,280 | 42.5 |
| **30** | 0.01392 | 1,325 | 0.00280 | 95,201 | 472,695 | 0.97957 | 3,632,275 | 38.2 |
| **35** | 0.02703 | 2,537 | 0.00548 | 93,876 | 463,039 | 0.97132 | 3,159,581 | 33.7 |
| **40** | 0.03037 | 2,774 | 0.00617 | 91,339 | 449,760 | 0.95617 | 2,696,541 | 29.5 |
| **45** | 0.05770 | 5,110 | 0.01188 | 88,565 | 430,049 | 0.93748 | 2,246,781 | 25.4 |
| **50** | 0.06764 | 5,645 | 0.01400 | 83,455 | 403,160 | 0.92886 | 1,816,732 | 21.8 |
| **55** | 0.07488 | 5,826 | 0.01556 | 77,809 | 374,481 | 0.89745 | 1,413,572 | 18.2 |
| **60** | 0.13245 | 9,534 | 0.02837 | 71,983 | 336,080 | 0.78674 | 1,039,091 | 14.4 |
| **65** | 0.30641 | 19,135 | 0.07237 | 62,449 | 264,407 | 0.71977 | 703,011 | 11.3 |
| **70** | 0.24248 | 10,503 | 0.05519 | 43,314 | 190,313 | 0.71864 | 438,604 | 10.1 |
| **75** | 0.33268 | 10,916 | 0.07981 | 32,811 | 136,767 | 0.44917 [c] | 248,291 | 7.6 |
| **80+** | 1.00000 | 21,896 | 0.19633 | 21,896 | 111,524 | - | 111,524 | 5.1 |
| **Perempuan** *Female* | | | | | | | | |
| **0** | 0.01163 | 1,163 | 0.01175 | 100,000 | 98,936 | 0.98857 [a] | 7,200,187 | 72.0 |
| **1** | 0.00000 | - | 0.00000 | 98,837 | 395,349 | 0.99980 [b] | 7,101,251 | 71.8 |
| **5** | 0.00000 | - | 0.00000 | 98,837 | 494,186 | 1.00000 | 6,705,902 | 67.8 |
| **10** | 0.00000 | - | 0.00000 | 98,837 | 494,186 | 1.00000 | 6,211,716 | 62.8 |
| **15** | 0.00000 | - | 0.00000 | 98,837 | 494,186 | 0.99697 | 5,717,530 | 57.8 |
| **20** | 0.00607 | 600 | 0.00122 | 98,837 | 492,687 | 0.99243 | 5,223,344 | 52.8 |
| **25** | 0.00908 | 892 | 0.00182 | 98,237 | 488,957 | 0.99395 | 4,730,657 | 48.2 |
| **30** | 0.00299 | 291 | 0.00060 | 97,345 | 485,998 | 0.99681 | 4,241,700 | 43.6 |
| **35** | 0.00339 | 329 | 0.00068 | 97,054 | 484,448 | 0.98060 | 3,755,703 | 38.7 |
| **40** | 0.03546 | 3,430 | 0.00722 | 96,725 | 475,051 | 0.96741 | 3,271,255 | 33.8 |
| **45** | 0.02962 | 2,763 | 0.00601 | 93,295 | 459,569 | 0.95838 | 2,796,204 | 30.0 |
| **50** | 0.05399 | 4,888 | 0.01110 | 90,532 | 440,442 | 0.95130 | 2,336,635 | 25.8 |
| **55** | 0.04310 | 3,692 | 0.00881 | 85,645 | 418,994 | 0.92369 | 1,896,193 | 22.1 |
| **60** | 0.11102 | 9,098 | 0.02351 | 81,953 | 387,019 | 0.87274 | 1,477,200 | 18.0 |
| **65** | 0.14553 | 10,603 | 0.03139 | 72,855 | 337,768 | 0.83038 | 1,090,180 | 15.0 |
| **70** | 0.19780 | 12,314 | 0.04390 | 62,252 | 280,477 | 0.80014 | 752,413 | 12.1 |
| **75** | 0.20243 | 10,109 | 0.04505 | 49,939 | 224,421 | 0.52447 [c] | 471,936 | 9.5 |
| **80+** | 1.00000 | 39,830 | 0.16092 | 39,830 | 247,515 | - | 247,515 | 6.2 |

**Nota:** *Notes:*

[a] **Daripada umur 0 hingga kumpulan umur 1-4**
*From age of 0 to age group 1-4*

[b] **Daripada umur 0, kumpulan umur 1-4 hingga kumpulan umur 5-9**
*From age of 0, age group 1-4 to age group 5-9*

[c] **Daripada umur 75 hingga 80+**
*From age of 75 to 80+*

[e] **Anggaran**
*Estimates*

**Jadual 5.10.16: Jadual hayat ringkas mengikut jantina dan umur, Beaufort, Sabah, 2026[e]**

*Table 5.10.16: Abridged life table by sex and age, Beaufort, Sabah, 2026 [e]*

| **Umur** *Age* | **Kebarangkalian mati di antara umur x dan umur x+n** *Probability of dying between age x and age x+n* | **Bilangan kematian di antara umur x dan umur x+n** *Number of deaths between age x and age x+n* | **Kadar tengah mortaliti di antara umur x dan umur x+n** *Central mortality rate between age x and age x+n* | **Penakat (orang yang masih hidup) pada umur tepat x** *Survivors at exact age x* | **Bilangan orang hidup-tahun di antara umur x dan umur x+n** *Number of person-years lived between age x and age x+n* | **Nisbah ketakatan** *Survival ratio* | **Jumlah bilangan orang hidup-tahun selepas umur tepat x** *Total number of person-years lived after exact age x* | **Jangkaan hayat** *Life expectancy* |
|---|---|---|---|---|---|---|---|---|
| **x** | $_nq_x$ | $_nd_x$ | $_nm_x$ | $l_x$ | $_nL_x$ | $_nS_x$ | $T_x$ | $e_x$ |
| **Lelaki dan Perempuan** *Both sexes* | | | | | | | | |
| **0** | 0.01175 | 1,175 | 0.01188 | 100,000 | 98,925 | 0.98724 [a] | 6,856,099 | 68.6 |
| **1** | 0.00246 | 243 | 0.00062 | 98,825 | 394,695 | 0.99815 [b] | 6,757,174 | 68.4 |
| **5** | 0.00083 | 82 | 0.00017 | 98,583 | 492,708 | 0.99874 | 6,362,479 | 64.5 |
| **10** | 0.00170 | 167 | 0.00034 | 98,501 | 492,086 | 0.99758 | 5,869,770 | 59.6 |
| **15** | 0.00314 | 308 | 0.00063 | 98,334 | 490,897 | 0.99714 | 5,377,685 | 54.7 |
| **20** | 0.00257 | 252 | 0.00052 | 98,025 | 489,495 | 0.99710 | 4,886,788 | 49.9 |
| **25** | 0.00323 | 316 | 0.00065 | 97,773 | 488,073 | 0.99297 | 4,397,293 | 45.0 |
| **30** | 0.01084 | 1,056 | 0.00218 | 97,457 | 484,642 | 0.98806 | 3,909,219 | 40.1 |
| **35** | 0.01305 | 1,258 | 0.00263 | 96,400 | 478,857 | 0.98098 | 3,424,577 | 35.5 |
| **40** | 0.02506 | 2,385 | 0.00508 | 95,142 | 469,750 | 0.97432 | 2,945,720 | 31.0 |
| **45** | 0.02631 | 2,441 | 0.00533 | 92,758 | 457,688 | 0.96167 | 2,475,970 | 26.7 |
| **50** | 0.05067 | 4,577 | 0.01040 | 90,317 | 440,145 | 0.93195 | 2,018,282 | 22.3 |
| **55** | 0.08635 | 7,403 | 0.01805 | 85,741 | 410,195 | 0.88898 | 1,578,137 | 18.4 |
| **60** | 0.13802 | 10,812 | 0.02965 | 78,337 | 364,657 | 0.79667 | 1,167,942 | 14.9 |
| **65** | 0.27911 | 18,847 | 0.06487 | 67,525 | 290,510 | 0.75839 | 803,285 | 11.9 |
| **70** | 0.18961 | 9,230 | 0.04189 | 48,679 | 220,318 | 0.73028 | 512,775 | 10.5 |
| **75** | 0.36858 | 14,540 | 0.09037 | 39,449 | 160,894 | 0.44985 [c] | 292,457 | 7.4 |
| **80+** | 1.00000 | 24,909 | 0.18933 | 24,909 | 131,563 | - | 131,563 | 5.3 |
| **Lelaki** *Male* | | | | | | | | |
| **0** | 0.01403 | 1,403 | 0.01421 | 100,000 | 98,714 | 0.98509 [a] | 6,642,324 | 66.4 |
| **1** | 0.00237 | 234 | 0.00059 | 98,597 | 393,832 | 0.99770 [b] | 6,543,611 | 66.4 |
| **5** | 0.00166 | 164 | 0.00033 | 98,364 | 491,411 | 0.99835 | 6,149,779 | 62.5 |
| **10** | 0.00164 | 161 | 0.00033 | 98,200 | 490,599 | 0.99764 | 5,658,368 | 57.6 |
| **15** | 0.00308 | 302 | 0.00062 | 98,039 | 489,442 | 0.99684 | 5,167,769 | 52.7 |
| **20** | 0.00324 | 317 | 0.00065 | 97,738 | 487,896 | 0.99736 | 4,678,327 | 47.9 |
| **25** | 0.00203 | 198 | 0.00041 | 97,421 | 486,609 | 0.98978 | 4,190,431 | 43.0 |
| **30** | 0.01842 | 1,790 | 0.00372 | 97,223 | 481,637 | 0.98487 | 3,703,822 | 38.1 |
| **35** | 0.01179 | 1,125 | 0.00237 | 95,432 | 474,348 | 0.97854 | 3,222,185 | 33.8 |
| **40** | 0.03124 | 2,946 | 0.00635 | 94,307 | 464,169 | 0.96578 | 2,747,837 | 29.1 |
| **45** | 0.03730 | 3,408 | 0.00760 | 91,361 | 448,284 | 0.95182 | 2,283,667 | 25.0 |
| **50** | 0.05947 | 5,231 | 0.01226 | 87,953 | 426,687 | 0.92310 | 1,835,383 | 20.9 |
| **55** | 0.09543 | 7,894 | 0.02004 | 82,722 | 393,875 | 0.87468 | 1,408,696 | 17.0 |
| **60** | 0.15836 | 11,850 | 0.03439 | 74,828 | 344,516 | 0.75803 | 1,014,821 | 13.6 |
| **65** | 0.34132 | 21,496 | 0.08231 | 62,978 | 261,152 | 0.71908 | 670,305 | 10.6 |
| **70** | 0.18923 | 7,850 | 0.04180 | 41,482 | 187,788 | 0.69518 | 409,153 | 9.9 |
| **75** | 0.44740 | 15,047 | 0.11526 | 33,633 | 130,546 | 0.41027 [c] | 221,365 | 6.6 |
| **80+** | 1.00000 | 18,585 | 0.20464 | 18,585 | 90,820 | - | 90,820 | 4.9 |
| **Perempuan** *Female* | | | | | | | | |
| **0** | 0.00924 | 924 | 0.00932 | 100,000 | 99,147 | 0.98964 [a] | 7,129,110 | 71.3 |
| **1** | 0.00255 | 253 | 0.00064 | 99,076 | 395,672 | 0.99857 [b] | 7,029,963 | 71.0 |
| **5** | 0.00000 | - | 0.00000 | 98,823 | 494,114 | 0.99912 | 6,634,291 | 67.1 |
| **10** | 0.00176 | 174 | 0.00035 | 98,823 | 493,680 | 0.99752 | 6,140,177 | 62.1 |
| **15** | 0.00320 | 316 | 0.00064 | 98,649 | 492,457 | 0.99749 | 5,646,497 | 57.2 |
| **20** | 0.00182 | 179 | 0.00037 | 98,334 | 491,219 | 0.99679 | 5,154,040 | 52.4 |
| **25** | 0.00459 | 451 | 0.00092 | 98,154 | 489,644 | 0.99644 | 4,662,820 | 47.5 |
| **30** | 0.00252 | 247 | 0.00051 | 97,704 | 487,901 | 0.99158 | 4,173,176 | 42.7 |
| **35** | 0.01433 | 1,396 | 0.00289 | 97,457 | 483,794 | 0.98369 | 3,685,275 | 37.8 |
| **40** | 0.01833 | 1,761 | 0.00370 | 96,061 | 475,901 | 0.98355 | 3,201,481 | 33.3 |
| **45** | 0.01453 | 1,371 | 0.00293 | 94,300 | 468,073 | 0.97224 | 2,725,580 | 28.9 |
| **50** | 0.04119 | 3,828 | 0.00841 | 92,929 | 455,077 | 0.94187 | 2,257,507 | 24.3 |
| **55** | 0.07580 | 6,754 | 0.01576 | 89,102 | 428,623 | 0.90555 | 1,802,430 | 20.2 |
| **60** | 0.11463 | 9,440 | 0.02432 | 82,347 | 388,138 | 0.84370 | 1,373,807 | 16.7 |
| **65** | 0.20336 | 14,827 | 0.04528 | 72,908 | 327,473 | 0.80258 | 985,669 | 13.5 |
| **70** | 0.18996 | 11,033 | 0.04198 | 58,081 | 262,824 | 0.76533 | 658,196 | 11.3 |
| **75** | 0.28986 | 13,637 | 0.06780 | 47,048 | 201,148 | 0.49124 [c] | 395,373 | 8.4 |
| **80+** | 1.00000 | 33,411 | 0.17202 | 33,411 | 194,225 | - | 194,225 | 5.8 |

**Nota:** *Notes:*

[a] **Daripada umur 0 hingga kumpulan umur 1-4**
*From age of 0 to age group 1-4*

[b] **Daripada umur 0, kumpulan umur 1-4 hingga kumpulan umur 5-9**
*From age of 0, age group 1-4 to age group 5-9*

[c] **Daripada umur 75 hingga 80+**
*From age of 75 to 80+*

[e] **Anggaran**
*Estimates*

**Jadual 5.10.17: Jadual hayat ringkas mengikut jantina dan umur, Kuala Penyu, Sabah, 2026[e]**

*Table 5.10.17: Abridged life table by sex and age, Kuala Penyu, Sabah, 2026 [e]*

| **Umur** *Age* | **Kebarangkalian mati di antara umur x dan umur x+n** *Probability of dying between age x and age x+n* | **Bilangan kematian di antara umur x dan umur x+n** *Number of deaths between age x and age x+n* | **Kadar tengah mortaliti di antara umur x dan umur x+n** *Central mortality rate between age x and age x+n* | **Penakat (orang yang masih hidup) pada umur tepat x** *Survivors at exact age x* | **Bilangan orang hidup-tahun di antara umur x dan umur x+n** *Number of person-years lived between age x and age x+n* | **Nisbah ketakatan** *Survival ratio* | **Jumlah bilangan orang hidup-tahun selepas umur tepat x** *Total number of person-years lived after exact age x* | **Jangkaan hayat** *Life expectancy* |
|---|---|---|---|---|---|---|---|---|
| **x** | $_nq_x$ | $_nd_x$ | $_nm_x$ | $l_x$ | $_nL_x$ | $_nS_x$ | $T_x$ | $e_x$ |
| **Lelaki dan Perempuan** *Both sexes* | | | | | | | | |
| **0** | 0.00631 | 631 | 0.00635 | 100,000 | 99,413 | 0.99378 [a] | 6,699,164 | 67.0 |
| **1** | 0.00000 | - | 0.00000 | 99,369 | 397,476 | 0.99874 [b] | 6,599,751 | 66.4 |
| **5** | 0.00235 | 234 | 0.00047 | 99,369 | 496,261 | 0.99676 | 6,202,275 | 62.4 |
| **10** | 0.00412 | 409 | 0.00083 | 99,135 | 494,655 | 0.99608 | 5,706,014 | 57.6 |
| **15** | 0.00373 | 368 | 0.00075 | 98,727 | 492,713 | 0.99632 | 5,211,360 | 52.8 |
| **20** | 0.00364 | 358 | 0.00073 | 98,359 | 490,899 | 0.99707 | 4,718,647 | 48.0 |
| **25** | 0.00223 | 218 | 0.00045 | 98,001 | 489,459 | 0.99369 | 4,227,748 | 43.1 |
| **30** | 0.01040 | 1,016 | 0.00209 | 97,783 | 486,372 | 0.98893 | 3,738,288 | 38.2 |
| **35** | 0.01175 | 1,137 | 0.00236 | 96,766 | 480,990 | 0.97905 | 3,251,916 | 33.6 |
| **40** | 0.03027 | 2,895 | 0.00615 | 95,630 | 470,911 | 0.96254 | 2,770,926 | 29.0 |
| **45** | 0.04487 | 4,161 | 0.00918 | 92,735 | 453,270 | 0.93872 | 2,300,015 | 24.8 |
| **50** | 0.07845 | 6,949 | 0.01633 | 88,573 | 425,495 | 0.90809 | 1,846,745 | 20.8 |
| **55** | 0.10651 | 8,694 | 0.02250 | 81,625 | 386,390 | 0.89250 | 1,421,250 | 17.4 |
| **60** | 0.10862 | 7,922 | 0.02297 | 72,931 | 344,851 | 0.84933 | 1,034,860 | 14.2 |
| **65** | 0.19784 | 12,862 | 0.04391 | 65,009 | 292,893 | 0.72696 | 690,009 | 10.6 |
| **70** | 0.36680 | 19,128 | 0.08983 | 52,148 | 212,920 | 0.55538 | 397,115 | 7.6 |
| **75** | 0.56751 | 18,740 | 0.15847 | 33,020 | 118,253 | 0.35800 [c] | 184,195 | 5.6 |
| **80+** | 1.00000 | 14,281 | 0.21657 | 14,281 | 65,942 | - | 65,942 | 4.6 |
| **Lelaki** *Male* | | | | | | | | |
| **0** | 0.01351 | 1,351 | 0.01368 | 100,000 | 98,759 | 0.98671 [a] | 6,317,745 | 63.2 |
| **1** | 0.00000 | - | 0.00000 | 98,649 | 394,595 | 0.99750 [b] | 6,218,987 | 63.0 |
| **5** | 0.00456 | 450 | 0.00091 | 98,649 | 492,118 | 0.99571 | 5,824,392 | 59.0 |
| **10** | 0.00401 | 394 | 0.00080 | 98,198 | 490,006 | 0.99424 | 5,332,275 | 54.3 |
| **15** | 0.00751 | 735 | 0.00151 | 97,804 | 487,184 | 0.99265 | 4,842,268 | 49.5 |
| **20** | 0.00719 | 698 | 0.00144 | 97,069 | 483,601 | 0.99639 | 4,355,084 | 44.9 |
| **25** | 0.00000 | - | 0.00000 | 96,371 | 481,855 | 0.99537 | 3,871,483 | 40.2 |
| **30** | 0.00925 | 891 | 0.00186 | 96,371 | 479,626 | 0.99052 | 3,389,628 | 35.2 |
| **35** | 0.00972 | 928 | 0.00195 | 95,480 | 475,078 | 0.97051 | 2,910,002 | 30.5 |
| **40** | 0.04946 | 4,676 | 0.01014 | 94,552 | 461,068 | 0.94145 | 2,434,924 | 25.8 |
| **45** | 0.06812 | 6,122 | 0.01410 | 89,876 | 434,072 | 0.92024 | 1,973,856 | 22.0 |
| **50** | 0.09225 | 7,726 | 0.01934 | 83,753 | 399,450 | 0.88835 | 1,539,784 | 18.4 |
| **55** | 0.13301 | 10,112 | 0.02850 | 76,027 | 354,853 | 0.85483 | 1,140,334 | 15.0 |
| **60** | 0.15919 | 10,493 | 0.03459 | 65,914 | 303,340 | 0.78208 | 785,480 | 11.9 |
| **65** | 0.28777 | 15,949 | 0.06723 | 55,422 | 237,236 | 0.61820 | 482,140 | 8.7 |
| **70** | 0.51383 | 20,283 | 0.13830 | 39,473 | 146,658 | 0.45513 | 244,904 | 6.2 |
| **75** | 0.60870 | 11,681 | 0.17500 | 19,190 | 66,749 | 0.32059 [c] | 98,246 | 5.1 |
| **80+** | 1.00000 | 7,509 | 0.23842 | 7,509 | 31,496 | - | 31,496 | 4.2 |
| **Perempuan** *Female* | | | | | | | | |
| **0** | 0.00000 | - | 0.00000 | 100,000 | 100,000 | 1.00000 [a] | 7,167,057 | 71.7 |
| **1** | 0.00000 | - | 0.00000 | 100,000 | 400,000 | 1.00000 [b] | 7,067,057 | 70.7 |
| **5** | 0.00000 | - | 0.00000 | 100,000 | 500,000 | 0.99788 | 6,667,057 | 66.7 |
| **10** | 0.00424 | 424 | 0.00085 | 100,000 | 498,941 | 0.99788 | 6,167,057 | 61.7 |
| **15** | 0.00000 | - | 0.00000 | 99,576 | 497,882 | 1.00000 | 5,668,116 | 56.9 |
| **20** | 0.00000 | - | 0.00000 | 99,576 | 497,882 | 0.99787 | 5,170,234 | 51.9 |
| **25** | 0.00426 | 424 | 0.00085 | 99,576 | 496,822 | 0.99195 | 4,672,352 | 46.9 |
| **30** | 0.01186 | 1,176 | 0.00239 | 99,152 | 492,820 | 0.98725 | 4,175,530 | 42.1 |
| **35** | 0.01364 | 1,337 | 0.00275 | 97,976 | 486,538 | 0.98802 | 3,682,710 | 37.6 |
| **40** | 0.01030 | 995 | 0.00207 | 96,639 | 480,709 | 0.98438 | 3,196,171 | 33.1 |
| **45** | 0.02099 | 2,008 | 0.00424 | 95,644 | 473,201 | 0.95742 | 2,715,463 | 28.4 |
| **50** | 0.06464 | 6,052 | 0.01336 | 93,636 | 453,050 | 0.92740 | 2,242,262 | 23.9 |
| **55** | 0.08111 | 7,104 | 0.01691 | 87,584 | 420,160 | 0.92997 | 1,789,212 | 20.4 |
| **60** | 0.05797 | 4,665 | 0.01194 | 80,480 | 390,735 | 0.91780 | 1,369,052 | 17.0 |
| **65** | 0.10791 | 8,181 | 0.02281 | 75,814 | 358,618 | 0.83621 | 978,317 | 12.9 |
| **70** | 0.22642 | 15,313 | 0.05106 | 67,633 | 299,882 | 0.63951 | 619,699 | 9.2 |
| **75** | 0.53381 | 27,929 | 0.14563 | 52,320 | 191,777 | 0.40035 [c] | 319,817 | 6.1 |
| **80+** | 1.00000 | 24,391 | 0.19050 | 24,391 | 128,040 | - | 128,040 | 5.2 |

**Nota:** *Notes:*

[a] **Daripada umur 0 hingga kumpulan umur 1-4**
*From age of 0 to age group 1-4*

[b] **Daripada umur 0, kumpulan umur 1-4 hingga kumpulan umur 5-9**
*From age of 0, age group 1-4 to age group 5-9*

[c] **Daripada umur 75 hingga 80+**
*From age of 75 to 80+*

[e] **Anggaran**
*Estimates*

**Jadual 5.10.18: Jadual hayat ringkas mengikut jantina dan umur, Sipitang, Sabah, 2026[e]**

*Table 5.10.18: Abridged life table by sex and age, Sipitang, Sabah, 2026 [e]*

| Umur *Age* | Kebarangkalian mati di antara umur x dan umur x+n *Probability of dying between age x and age x+n* | Bilangan kematian di antara umur x dan umur x+n *Number of deaths between age x and age x+n* | Kadar tengah mortaliti di antara umur x dan umur x+n *Central mortality rate between age x and age x+n* | Penakat (orang yang masih hidup) pada umur tepat x *Survivors at exact age x* | Bilangan orang hidup-tahun di antara umur x dan umur x+n *Number of person-years lived between age x and age x+n* | Nisbah ketakatan *Survival ratio* | Jumlah bilangan orang hidup-tahun selepas umur tepat x *Total number of person-years lived after exact age x* | Jangkaan hayat *Life expectancy* |
|---|---|---|---|---|---|---|---|---|
| x | $_nq_x$ | $_nd_x$ | $_nm_x$ | $l_x$ | $_nL_x$ | $_nS_x$ | $T_x$ | $e_x$ |
| **Lelaki dan Perempuan** *Both sexes* | | | | | | | | |
| **0** | 0.01732 | 1,732 | 0.01759 | 100,000 | 98,445 | 0.98304 [a] | 7,109,476 | 71.1 |
| **1** | 0.00000 | - | 0.00000 | 98,268 | 393,074 | 0.99831 [b] | 7,011,031 | 71.3 |
| **5** | 0.00267 | 263 | 0.00054 | 98,268 | 490,685 | 0.99679 | 6,617,957 | 67.3 |
| **10** | 0.00375 | 367 | 0.00075 | 98,006 | 489,110 | 0.99812 | 6,127,272 | 62.5 |
| **15** | 0.00000 | - | 0.00000 | 97,638 | 488,192 | 0.99879 | 5,638,162 | 57.7 |
| **20** | 0.00242 | 236 | 0.00048 | 97,638 | 487,601 | 0.99737 | 5,149,970 | 52.7 |
| **25** | 0.00285 | 278 | 0.00057 | 97,402 | 486,317 | 0.99215 | 4,662,369 | 47.9 |
| **30** | 0.01287 | 1,250 | 0.00259 | 97,124 | 482,497 | 0.98845 | 4,176,052 | 43.0 |
| **35** | 0.01021 | 979 | 0.00205 | 95,874 | 476,926 | 0.98891 | 3,693,555 | 38.5 |
| **40** | 0.01197 | 1,136 | 0.00241 | 94,896 | 471,639 | 0.97700 | 3,216,629 | 33.9 |
| **45** | 0.03416 | 3,203 | 0.00695 | 93,760 | 460,792 | 0.95346 | 2,744,990 | 29.3 |
| **50** | 0.05935 | 5,375 | 0.01223 | 90,557 | 439,348 | 0.94128 | 2,284,199 | 25.2 |
| **55** | 0.05805 | 4,945 | 0.01196 | 85,182 | 413,548 | 0.93067 | 1,844,851 | 21.7 |
| **60** | 0.08130 | 6,523 | 0.01695 | 80,237 | 384,877 | 0.87330 | 1,431,303 | 17.8 |
| **65** | 0.17611 | 12,981 | 0.03862 | 73,714 | 336,115 | 0.82224 | 1,046,426 | 14.2 |
| **70** | 0.17978 | 10,918 | 0.03951 | 60,732 | 276,366 | 0.77990 | 710,311 | 11.7 |
| **75** | 0.26927 | 13,413 | 0.06223 | 49,814 | 215,537 | 0.50331 [c] | 433,945 | 8.7 |
| **80+** | 1.00000 | 36,401 | 0.16667 | 36,401 | 218,407 | - | 218,407 | 6.0 |
| **Lelaki** *Male* | | | | | | | | |
| **0** | 0.01681 | 1,681 | 0.01707 | 100,000 | 98,472 | 0.98350 [a] | 6,937,714 | 69.4 |
| **1** | 0.00000 | - | 0.00000 | 98,319 | 393,277 | 0.99839 [b] | 6,839,242 | 69.6 |
| **5** | 0.00260 | 255 | 0.00052 | 98,319 | 490,958 | 0.99748 | 6,445,965 | 65.6 |
| **10** | 0.00245 | 240 | 0.00049 | 98,064 | 489,720 | 0.99878 | 5,955,007 | 60.7 |
| **15** | 0.00000 | - | 0.00000 | 97,824 | 489,120 | 0.99778 | 5,465,287 | 55.9 |
| **20** | 0.00444 | 435 | 0.00089 | 97,824 | 488,034 | 0.99647 | 4,976,167 | 50.9 |
| **25** | 0.00261 | 254 | 0.00052 | 97,389 | 486,313 | 0.98982 | 4,488,133 | 46.1 |
| **30** | 0.01777 | 1,726 | 0.00359 | 97,136 | 481,362 | 0.98773 | 4,001,820 | 41.2 |
| **35** | 0.00667 | 636 | 0.00134 | 95,409 | 475,455 | 0.98997 | 3,520,458 | 36.9 |
| **40** | 0.01341 | 1,271 | 0.00270 | 94,773 | 470,685 | 0.98711 | 3,045,004 | 32.1 |
| **45** | 0.01236 | 1,156 | 0.00249 | 93,501 | 464,618 | 0.95900 | 2,574,318 | 27.5 |
| **50** | 0.07000 | 6,464 | 0.01451 | 92,346 | 445,568 | 0.91906 | 2,109,700 | 22.8 |
| **55** | 0.09270 | 7,961 | 0.01944 | 85,881 | 409,504 | 0.89990 | 1,664,133 | 19.4 |
| **60** | 0.10825 | 8,435 | 0.02289 | 77,920 | 368,513 | 0.85286 | 1,254,628 | 16.1 |
| **65** | 0.19074 | 13,253 | 0.04217 | 69,485 | 314,292 | 0.78762 | 886,115 | 12.8 |
| **70** | 0.23913 | 13,447 | 0.05432 | 56,232 | 247,542 | 0.70864 | 571,823 | 10.2 |
| **75** | 0.36000 | 15,403 | 0.08780 | 42,785 | 175,419 | 0.45905 [c] | 324,281 | 7.6 |
| **80+** | 1.00000 | 27,382 | 0.18395 | 27,382 | 148,862 | - | 148,862 | 5.4 |
| **Perempuan** *Female* | | | | | | | | |
| **0** | 0.01786 | 1,786 | 0.01815 | 100,000 | 98,399 | 0.98251 [a] | 7,328,347 | 73.3 |
| **1** | 0.00000 | - | 0.00000 | 98,214 | 392,857 | 0.99825 [b] | 7,229,948 | 73.6 |
| **5** | 0.00275 | 270 | 0.00055 | 98,214 | 490,396 | 0.99607 | 6,837,091 | 69.6 |
| **10** | 0.00511 | 501 | 0.00103 | 97,944 | 488,469 | 0.99744 | 6,346,695 | 64.8 |
| **15** | 0.00000 | - | 0.00000 | 97,443 | 487,217 | 1.00000 | 5,858,226 | 60.1 |
| **20** | 0.00000 | - | 0.00000 | 97,443 | 487,217 | 0.99843 | 5,371,009 | 55.1 |
| **25** | 0.00315 | 307 | 0.00063 | 97,443 | 486,450 | 0.99491 | 4,883,792 | 50.1 |
| **30** | 0.00704 | 684 | 0.00141 | 97,137 | 483,974 | 0.98955 | 4,397,342 | 45.3 |
| **35** | 0.01389 | 1,340 | 0.00280 | 96,453 | 478,915 | 0.98781 | 3,913,368 | 40.6 |
| **40** | 0.01047 | 996 | 0.00211 | 95,113 | 473,076 | 0.96609 | 3,434,453 | 36.1 |
| **45** | 0.05760 | 5,421 | 0.01186 | 94,117 | 457,033 | 0.94706 | 2,961,377 | 31.5 |
| **50** | 0.04800 | 4,257 | 0.00984 | 88,696 | 432,837 | 0.96595 | 2,504,344 | 28.2 |
| **55** | 0.01939 | 1,637 | 0.00392 | 84,439 | 418,100 | 0.96456 | 2,071,506 | 24.5 |
| **60** | 0.05181 | 4,290 | 0.01064 | 82,801 | 403,281 | 0.89553 | 1,653,406 | 20.0 |
| **65** | 0.16000 | 12,562 | 0.03478 | 78,511 | 361,151 | 0.85996 | 1,250,125 | 15.9 |
| **70** | 0.11628 | 7,669 | 0.02469 | 65,949 | 310,575 | 0.84883 | 888,974 | 13.5 |
| **75** | 0.19064 | 11,111 | 0.04215 | 58,281 | 263,627 | 0.54421 [c] | 578,399 | 9.9 |
| **80+** | 1.00000 | 47,170 | 0.14985 | 47,170 | 314,772 | - | 314,772 | 6.7 |

**Nota:** *Notes:*

[a] **Daripada umur 0 hingga kumpulan umur 1-4**
*From age of 0 to age group 1-4*

[b] **Daripada umur 0, kumpulan umur 1-4 hingga kumpulan umur 5-9**
*From age of 0, age group 1-4 to age group 5-9*

[c] **Daripada umur 75 hingga 80+**
*From age of 75 to 80+*

[e] **Anggaran**
*Estimates*

**Jadual 5.10.19: Jadual hayat ringkas mengikut jantina dan umur, Tenom, Sabah, 2026[e]**

*Table 5.10.19: Abridged life table by sex and age, Tenom, Sabah, 2026 [e]*

| **Umur** *Age* | **Kebarangkalian mati di antara umur x dan umur x+n** *Probability of dying between age x and age x+n* | **Bilangan kematian di antara umur x dan umur x+n** *Number of deaths between age x and age x+n* | **Kadar tengah mortaliti di antara umur x dan umur x+n** *Central mortality rate between age x and age x+n* | **Penakat (orang yang masih hidup) pada umur tepat x** *Survivors at exact age x* | **Bilangan orang hidup-tahun di antara umur x dan umur x+n** *Number of person-years lived between age x and age x+n* | **Nisbah ketakatan** *Survival ratio* | **Jumlah bilangan orang hidup-tahun selepas umur tepat x** *Total number of person-years lived after exact age x* | **Jangkaan hayat** *Life expectancy* |
|---|---|---|---|---|---|---|---|---|
| **x** | $_nq_x$ | $_nd_x$ | $_nm_x$ | $l_x$ | $_nL_x$ | $_nS_x$ | $T_x$ | $e_x$ |
| **Lelaki dan Perempuan** *Both sexes* | | | | | | | | |
| **0** | 0.00523 | 523 | 0.00525 | 100,000 | 99,511 | 0.99484 [a] | 7,216,755 | 72.2 |
| **1** | 0.00000 | - | 0.00000 | 99,477 | 397,908 | 0.99888 [b] | 7,117,244 | 71.5 |
| **5** | 0.00211 | 210 | 0.00042 | 99,477 | 496,861 | 0.99740 | 6,719,335 | 67.5 |
| **10** | 0.00308 | 306 | 0.00062 | 99,267 | 495,571 | 0.99846 | 6,222,474 | 62.7 |
| **15** | 0.00000 | - | 0.00000 | 98,961 | 494,806 | 0.99900 | 5,726,903 | 57.9 |
| **20** | 0.00199 | 197 | 0.00040 | 98,961 | 494,314 | 0.99688 | 5,232,097 | 52.9 |
| **25** | 0.00426 | 421 | 0.00085 | 98,764 | 492,769 | 0.99305 | 4,737,783 | 48.0 |
| **30** | 0.00964 | 948 | 0.00194 | 98,343 | 489,346 | 0.99220 | 4,245,014 | 43.2 |
| **35** | 0.00593 | 578 | 0.00119 | 97,395 | 485,531 | 0.99074 | 3,755,668 | 38.6 |
| **40** | 0.01261 | 1,221 | 0.00254 | 96,817 | 481,035 | 0.97556 | 3,270,136 | 33.8 |
| **45** | 0.03641 | 3,481 | 0.00742 | 95,597 | 469,280 | 0.95929 | 2,789,101 | 29.2 |
| **50** | 0.04517 | 4,161 | 0.00924 | 92,116 | 450,175 | 0.94529 | 2,319,821 | 25.2 |
| **55** | 0.06471 | 5,691 | 0.01337 | 87,955 | 425,544 | 0.90430 | 1,869,646 | 21.3 |
| **60** | 0.12883 | 10,598 | 0.02754 | 82,263 | 384,820 | 0.84755 | 1,444,101 | 17.6 |
| **65** | 0.17955 | 12,868 | 0.03945 | 71,665 | 326,155 | 0.83105 | 1,059,282 | 14.8 |
| **70** | 0.15603 | 9,174 | 0.03385 | 58,797 | 271,051 | 0.81755 | 733,127 | 12.5 |
| **75** | 0.21375 | 10,607 | 0.04787 | 49,623 | 221,599 | 0.52043 [c] | 462,076 | 9.3 |
| **80+** | 1.00000 | 39,016 | 0.16225 | 39,016 | 240,477 | - | 240,477 | 6.2 |
| **Lelaki** *Male* | | | | | | | | |
| **0** | 0.00720 | 720 | 0.00725 | 100,000 | 99,325 | 0.99289 [a] | 7,019,621 | 70.2 |
| **1** | 0.00000 | - | 0.00000 | 99,280 | 397,119 | 0.99794 [b] | 6,920,296 | 69.7 |
| **5** | 0.00394 | 392 | 0.00079 | 99,280 | 495,419 | 0.99608 | 6,523,177 | 65.7 |
| **10** | 0.00390 | 386 | 0.00078 | 98,888 | 493,476 | 0.99805 | 6,027,758 | 61.0 |
| **15** | 0.00000 | - | 0.00000 | 98,502 | 492,512 | 0.99813 | 5,534,282 | 56.2 |
| **20** | 0.00375 | 369 | 0.00075 | 98,502 | 491,590 | 0.99505 | 5,041,770 | 51.2 |
| **25** | 0.00616 | 605 | 0.00124 | 98,133 | 489,156 | 0.99053 | 4,550,180 | 46.4 |
| **30** | 0.01280 | 1,248 | 0.00258 | 97,529 | 484,524 | 0.98998 | 4,061,024 | 41.6 |
| **35** | 0.00721 | 694 | 0.00145 | 96,281 | 479,668 | 0.98640 | 3,576,501 | 37.1 |
| **40** | 0.02004 | 1,916 | 0.00405 | 95,586 | 473,143 | 0.96945 | 3,096,833 | 32.4 |
| **45** | 0.04127 | 3,865 | 0.00843 | 93,671 | 458,691 | 0.95099 | 2,623,690 | 28.0 |
| **50** | 0.05709 | 5,127 | 0.01175 | 89,805 | 436,209 | 0.92481 | 2,164,999 | 24.1 |
| **55** | 0.09439 | 7,992 | 0.01981 | 84,678 | 403,410 | 0.88254 | 1,728,790 | 20.4 |
| **60** | 0.14295 | 10,962 | 0.03079 | 76,686 | 356,024 | 0.84524 | 1,325,379 | 17.3 |
| **65** | 0.16854 | 11,077 | 0.03681 | 65,724 | 300,927 | 0.84942 | 969,355 | 14.7 |
| **70** | 0.12899 | 7,049 | 0.02758 | 54,647 | 255,612 | 0.80728 | 668,429 | 12.2 |
| **75** | 0.26590 | 12,656 | 0.06133 | 47,598 | 206,350 | 0.50014 [c] | 412,817 | 8.7 |
| **80+** | 1.00000 | 34,942 | 0.16924 | 34,942 | 206,467 | - | 206,467 | 5.9 |
| **Perempuan** *Female* | | | | | | | | |
| **0** | 0.00287 | 287 | 0.00288 | 100,000 | 99,730 | 0.99716 [a] | 7,425,945 | 74.3 |
| **1** | 0.00000 | - | 0.00000 | 99,713 | 398,852 | 0.99997 [b] | 7,326,215 | 73.5 |
| **5** | 0.00000 | - | 0.00000 | 99,713 | 498,565 | 0.99891 | 6,927,363 | 69.5 |
| **10** | 0.00217 | 217 | 0.00043 | 99,713 | 498,024 | 0.99891 | 6,428,797 | 64.5 |
| **15** | 0.00000 | - | 0.00000 | 99,497 | 497,483 | 1.00000 | 5,930,774 | 59.6 |
| **20** | 0.00000 | - | 0.00000 | 99,497 | 497,483 | 0.99889 | 5,433,291 | 54.6 |
| **25** | 0.00221 | 220 | 0.00044 | 99,497 | 496,932 | 0.99567 | 4,935,808 | 49.6 |
| **30** | 0.00646 | 641 | 0.00130 | 99,276 | 494,779 | 0.99443 | 4,438,876 | 44.7 |
| **35** | 0.00468 | 462 | 0.00094 | 98,635 | 492,021 | 0.99512 | 3,944,097 | 40.0 |
| **40** | 0.00508 | 499 | 0.00102 | 98,173 | 489,620 | 0.98175 | 3,452,075 | 35.2 |
| **45** | 0.03148 | 3,075 | 0.00640 | 97,675 | 480,687 | 0.96741 | 2,962,455 | 30.3 |
| **50** | 0.03373 | 3,191 | 0.00686 | 94,600 | 465,023 | 0.96569 | 2,481,769 | 26.2 |
| **55** | 0.03491 | 3,191 | 0.00711 | 91,409 | 449,068 | 0.92571 | 2,016,746 | 22.1 |
| **60** | 0.11508 | 10,152 | 0.02442 | 88,218 | 415,709 | 0.84901 | 1,567,677 | 17.8 |
| **65** | 0.19157 | 14,955 | 0.04237 | 78,066 | 352,941 | 0.81110 | 1,151,968 | 14.8 |
| **70** | 0.18560 | 11,713 | 0.04092 | 63,111 | 286,270 | 0.82515 | 799,027 | 12.7 |
| **75** | 0.16166 | 8,309 | 0.03518 | 51,397 | 236,215 | 0.53932 [c] | 512,757 | 10.0 |
| **80+** | 1.00000 | 43,088 | 0.15581 | 43,088 | 276,542 | - | 276,542 | 6.4 |

**Nota:** *Notes:*

[a] **Daripada umur 0 hingga kumpulan umur 1-4**
*From age of 0 to age group 1-4*

[b] **Daripada umur 0, kumpulan umur 1-4 hingga kumpulan umur 5-9**
*From age of 0, age group 1-4 to age group 5-9*

[c] **Daripada umur 75 hingga 80+**
*From age of 75 to 80+*

[e] **Anggaran**
*Estimates*

**Jadual 5.10.20: Jadual hayat ringkas mengikut jantina dan umur, Nabawan, Sabah, 2026[e]**

*Table 5.10.20: Abridged life table by sex and age, Nabawan, Sabah, 2026 [e]*

| Umur *Age* | Kebarangkalian mati di antara umur x dan umur x+n *Probability of dying between age x and age x+n* | Bilangan kematian di antara umur x dan umur x+n *Number of deaths between age x and age x+n* | Kadar tengah mortaliti di antara umur x dan umur x+n *Central mortality rate between age x and age x+n* | Penakat (orang yang masih hidup) pada umur tepat x *Survivors at exact age x* | Bilangan orang hidup-tahun di antara umur x dan umur x+n *Number of person-years lived between age x and age x+n* | Nisbah ketakatan *Survival ratio* | Jumlah bilangan orang hidup-tahun selepas umur tepat x *Total number of person-years lived after exact age x* | Jangkaan hayat *Life expectancy* |
|---|---|---|---|---|---|---|---|---|
| x | $_nq_x$ | $_nd_x$ | $_nm_x$ | $l_x$ | $_nL_x$ | $_nS_x$ | $T_x$ | $e_x$ |
| **Lelaki dan Perempuan** *Both sexes* | | | | | | | | |
| **0** | 0.00692 | 692 | 0.00697 | 100,000 | 99,357 | 0.99318 [a] | 7,475,198 | 74.8 |
| **1** | 0.00000 | - | 0.00000 | 99,308 | 397,232 | 0.99990 [b] | 7,375,841 | 74.3 |
| **5** | 0.00000 | - | 0.00000 | 99,308 | 496,540 | 0.99911 | 6,978,609 | 70.3 |
| **10** | 0.00178 | 177 | 0.00036 | 99,308 | 496,098 | 0.99597 | 6,482,069 | 65.3 |
| **15** | 0.00629 | 623 | 0.00126 | 99,131 | 494,099 | 0.99323 | 5,985,971 | 60.4 |
| **20** | 0.00725 | 714 | 0.00146 | 98,508 | 490,756 | 0.99447 | 5,491,871 | 55.8 |
| **25** | 0.00380 | 371 | 0.00076 | 97,794 | 488,043 | 0.99427 | 5,001,115 | 51.1 |
| **30** | 0.00768 | 748 | 0.00154 | 97,423 | 485,246 | 0.99292 | 4,513,072 | 46.3 |
| **35** | 0.00647 | 625 | 0.00130 | 96,675 | 481,812 | 0.99116 | 4,027,826 | 41.7 |
| **40** | 0.01122 | 1,078 | 0.00226 | 96,050 | 477,555 | 0.98036 | 3,546,014 | 36.9 |
| **45** | 0.02815 | 2,674 | 0.00571 | 94,972 | 468,177 | 0.97027 | 3,068,459 | 32.3 |
| **50** | 0.03135 | 2,893 | 0.00637 | 92,299 | 454,259 | 0.95073 | 2,600,282 | 28.2 |
| **55** | 0.06778 | 6,060 | 0.01403 | 89,405 | 431,876 | 0.91767 | 2,146,023 | 24.0 |
| **60** | 0.09793 | 8,162 | 0.02059 | 83,345 | 396,320 | 0.90912 | 1,714,147 | 20.6 |
| **65** | 0.08307 | 6,245 | 0.01733 | 75,183 | 360,302 | 0.90771 | 1,317,827 | 17.5 |
| **70** | 0.10234 | 7,055 | 0.02157 | 68,938 | 327,051 | 0.86029 | 957,525 | 13.9 |
| **75** | 0.18135 | 11,222 | 0.03989 | 61,883 | 281,358 | 0.55374 [c] | 630,473 | 10.2 |
| **80+** | 1.00000 | 50,660 | 0.14511 | 50,660 | 349,115 | - | 349,115 | 6.9 |
| **Lelaki** *Male* | | | | | | | | |
| **0** | 0.00651 | 651 | 0.00655 | 100,000 | 99,388 | 0.99357 [a] | 7,225,251 | 72.3 |
| **1** | 0.00000 | - | 0.00000 | 99,349 | 397,394 | 0.99992 [b] | 7,125,862 | 71.7 |
| **5** | 0.00000 | - | 0.00000 | 99,349 | 496,743 | 0.99839 | 6,728,468 | 67.7 |
| **10** | 0.00322 | 320 | 0.00065 | 99,349 | 495,943 | 0.99409 | 6,231,726 | 62.7 |
| **15** | 0.00861 | 852 | 0.00173 | 99,029 | 493,012 | 0.98922 | 5,735,783 | 57.9 |
| **20** | 0.01296 | 1,273 | 0.00261 | 98,176 | 487,699 | 0.98995 | 5,242,771 | 53.4 |
| **25** | 0.00710 | 688 | 0.00142 | 96,904 | 482,798 | 0.99092 | 4,755,072 | 49.1 |
| **30** | 0.01107 | 1,066 | 0.00223 | 96,216 | 478,415 | 0.99222 | 4,272,274 | 44.4 |
| **35** | 0.00444 | 423 | 0.00089 | 95,150 | 474,695 | 0.99124 | 3,793,858 | 39.9 |
| **40** | 0.01311 | 1,242 | 0.00264 | 94,728 | 470,534 | 0.97566 | 3,319,163 | 35.0 |
| **45** | 0.03571 | 3,339 | 0.00727 | 93,486 | 459,083 | 0.95545 | 2,848,629 | 30.5 |
| **50** | 0.05372 | 4,843 | 0.01104 | 90,147 | 438,629 | 0.93384 | 2,389,546 | 26.5 |
| **55** | 0.07930 | 6,764 | 0.01651 | 85,304 | 409,611 | 0.91592 | 1,950,917 | 22.9 |
| **60** | 0.08929 | 7,013 | 0.01869 | 78,540 | 375,170 | 0.89798 | 1,541,305 | 19.6 |
| **65** | 0.11601 | 8,298 | 0.02463 | 71,528 | 336,894 | 0.87234 | 1,166,136 | 16.3 |
| **70** | 0.14085 | 8,906 | 0.03030 | 63,230 | 293,885 | 0.83978 | 829,242 | 13.1 |
| **75** | 0.18277 | 9,929 | 0.04023 | 54,324 | 246,799 | 0.53900 [c] | 535,357 | 9.9 |
| **80+** | 1.00000 | 44,395 | 0.15385 | 44,395 | 288,558 | - | 288,558 | 6.5 |
| **Perempuan** *Female* | | | | | | | | |
| **0** | 0.00738 | 738 | 0.00743 | 100,000 | 99,315 | 0.99273 [a] | 7,801,058 | 78.0 |
| **1** | 0.00000 | - | 0.00000 | 99,262 | 397,048 | 0.99989 [b] | 7,701,742 | 77.6 |
| **5** | 0.00000 | - | 0.00000 | 99,262 | 496,310 | 1.00000 | 7,304,694 | 73.6 |
| **10** | 0.00000 | - | 0.00000 | 99,262 | 496,310 | 0.99826 | 6,808,384 | 68.6 |
| **15** | 0.00347 | 345 | 0.00070 | 99,262 | 495,448 | 0.99826 | 6,312,074 | 63.6 |
| **20** | 0.00000 | - | 0.00000 | 98,917 | 494,586 | 1.00000 | 5,816,626 | 58.8 |
| **25** | 0.00000 | - | 0.00000 | 98,917 | 494,586 | 0.99800 | 5,322,040 | 53.8 |
| **30** | 0.00400 | 396 | 0.00080 | 98,917 | 493,597 | 0.99381 | 4,827,454 | 48.8 |
| **35** | 0.00838 | 826 | 0.00168 | 98,522 | 490,544 | 0.99120 | 4,333,857 | 44.0 |
| **40** | 0.00923 | 901 | 0.00185 | 97,696 | 486,226 | 0.98552 | 3,843,313 | 39.3 |
| **45** | 0.01978 | 1,914 | 0.00399 | 96,795 | 479,188 | 0.98605 | 3,357,087 | 34.7 |
| **50** | 0.00801 | 760 | 0.00161 | 94,880 | 472,503 | 0.96826 | 2,877,899 | 30.3 |
| **55** | 0.05566 | 5,239 | 0.01145 | 94,121 | 457,507 | 0.91981 | 2,405,396 | 25.6 |
| **60** | 0.10616 | 9,435 | 0.02242 | 88,882 | 420,822 | 0.92381 | 1,947,889 | 21.9 |
| **65** | 0.04267 | 3,390 | 0.00872 | 79,447 | 388,758 | 0.95320 | 1,527,067 | 19.2 |
| **70** | 0.05111 | 3,887 | 0.01049 | 76,056 | 370,564 | 0.88616 | 1,138,309 | 15.0 |
| **75** | 0.17995 | 12,987 | 0.03955 | 72,169 | 328,380 | 0.57228 [c] | 767,745 | 10.6 |
| **80+** | 1.00000 | 59,183 | 0.13470 | 59,183 | 439,366 | - | 439,366 | 7.4 |

**Nota:** *Notes:*

[a] **Daripada umur 0 hingga kumpulan umur 1-4**
*From age of 0 to age group 1-4*

[b] **Daripada umur 0, kumpulan umur 1-4 hingga kumpulan umur 5-9**
*From age of 0, age group 1-4 to age group 5-9*

[c] **Daripada umur 75 hingga 80+**
*From age of 75 to 80+*

[e] **Anggaran**
*Estimates*

**Jadual 5.10.21: Jadual hayat ringkas mengikut jantina dan umur, Keningau, Sabah, 2026[e]**

*Table 5.10.21: Abridged life table by sex and age, Keningau, Sabah, 2026 [e]*

| Umur *Age* | Kebarangkalian mati di antara umur x dan umur x+n *Probability of dying between age x and age x+n* | Bilangan kematian di antara umur x dan umur x+n *Number of deaths between age x and age x+n* | Kadar tengah mortaliti di antara umur x dan umur x+n *Central mortality rate between age x and age x+n* | Penakat (orang yang masih hidup) pada umur tepat x *Survivors at exact age x* | Bilangan orang hidup-tahun di antara umur x dan umur x+n *Number of person-years lived between age x and age x+n* | Nisbah ketakatan *Survival ratio* | Jumlah bilangan orang hidup-tahun selepas umur tepat x *Total number of person-years lived after exact age x* | Jangkaan hayat *Life expectancy* |
|---|---|---|---|---|---|---|---|---|
| x | $_nq_x$ | $_nd_x$ | $_nm_x$ | $l_x$ | $_nL_x$ | $_nS_x$ | $T_x$ | $e_x$ |
| **Lelaki dan Perempuan** *Both sexes* | | | | | | | | |
| **0** | 0.00468 | 468 | 0.00470 | 100,000 | 99,562 | 0.99502 [a] | 7,399,089 | 74.0 |
| **1** | 0.00072 | 72 | 0.00018 | 99,532 | 397,949 | 0.99902 [b] | 7,299,528 | 73.3 |
| **5** | 0.00112 | 112 | 0.00022 | 99,460 | 497,021 | 0.99834 | 6,901,578 | 69.4 |
| **10** | 0.00220 | 219 | 0.00044 | 99,348 | 496,194 | 0.99749 | 6,404,557 | 64.5 |
| **15** | 0.00282 | 280 | 0.00057 | 99,129 | 494,947 | 0.99757 | 5,908,363 | 59.6 |
| **20** | 0.00203 | 201 | 0.00041 | 98,849 | 493,744 | 0.99652 | 5,413,417 | 54.8 |
| **25** | 0.00493 | 487 | 0.00099 | 98,648 | 492,025 | 0.99351 | 4,919,673 | 49.9 |
| **30** | 0.00804 | 790 | 0.00162 | 98,162 | 488,834 | 0.98917 | 4,427,648 | 45.1 |
| **35** | 0.01364 | 1,328 | 0.00275 | 97,372 | 483,539 | 0.98546 | 3,938,814 | 40.5 |
| **40** | 0.01545 | 1,484 | 0.00311 | 96,044 | 476,510 | 0.97847 | 3,455,275 | 36.0 |
| **45** | 0.02770 | 2,619 | 0.00562 | 94,560 | 466,252 | 0.96454 | 2,978,765 | 31.5 |
| **50** | 0.04344 | 3,993 | 0.00888 | 91,941 | 449,721 | 0.94459 | 2,512,513 | 27.3 |
| **55** | 0.06792 | 5,973 | 0.01406 | 87,947 | 424,804 | 0.92907 | 2,062,792 | 23.5 |
| **60** | 0.07415 | 6,079 | 0.01540 | 81,974 | 394,674 | 0.89474 | 1,637,988 | 20.0 |
| **65** | 0.13886 | 10,538 | 0.02984 | 75,895 | 353,131 | 0.86213 | 1,243,314 | 16.4 |
| **70** | 0.13672 | 8,936 | 0.02935 | 65,357 | 304,446 | 0.85873 | 890,182 | 13.6 |
| **75** | 0.14653 | 8,267 | 0.03162 | 56,421 | 261,438 | 0.55366 [c] | 585,737 | 10.4 |
| **80+** | 1.00000 | 48,154 | 0.14849 | 48,154 | 324,299 | - | 324,299 | 6.7 |
| **Lelaki** *Male* | | | | | | | | |
| **0** | 0.00574 | 574 | 0.00577 | 100,000 | 99,460 | 0.99367 [a] | 7,045,325 | 70.5 |
| **1** | 0.00140 | 140 | 0.00035 | 99,426 | 397,376 | 0.99849 [b] | 6,945,865 | 69.9 |
| **5** | 0.00141 | 140 | 0.00028 | 99,287 | 496,086 | 0.99792 | 6,548,489 | 66.0 |
| **10** | 0.00276 | 274 | 0.00055 | 99,147 | 495,052 | 0.99684 | 6,052,403 | 61.0 |
| **15** | 0.00357 | 353 | 0.00071 | 98,873 | 493,485 | 0.99629 | 5,557,351 | 56.2 |
| **20** | 0.00386 | 381 | 0.00077 | 98,521 | 491,652 | 0.99499 | 5,063,866 | 51.4 |
| **25** | 0.00616 | 605 | 0.00124 | 98,140 | 489,189 | 0.99186 | 4,572,214 | 46.6 |
| **30** | 0.01014 | 989 | 0.00204 | 97,535 | 485,205 | 0.98564 | 4,083,025 | 41.9 |
| **35** | 0.01862 | 1,798 | 0.00376 | 96,546 | 478,237 | 0.98014 | 3,597,820 | 37.3 |
| **40** | 0.02112 | 2,001 | 0.00427 | 94,749 | 468,741 | 0.96877 | 3,119,583 | 32.9 |
| **45** | 0.04156 | 3,855 | 0.00849 | 92,748 | 454,102 | 0.95296 | 2,650,842 | 28.6 |
| **50** | 0.05276 | 4,690 | 0.01084 | 88,893 | 432,739 | 0.92125 | 2,196,740 | 24.7 |
| **55** | 0.10618 | 8,941 | 0.02243 | 84,203 | 398,662 | 0.89234 | 1,764,002 | 20.9 |
| **60** | 0.10932 | 8,228 | 0.02313 | 75,262 | 355,740 | 0.86004 | 1,365,340 | 18.1 |
| **65** | 0.17436 | 11,688 | 0.03820 | 67,034 | 305,949 | 0.83054 | 1,009,600 | 15.1 |
| **70** | 0.16352 | 9,050 | 0.03562 | 55,346 | 254,103 | 0.83560 | 703,650 | 12.7 |
| **75** | 0.16544 | 7,659 | 0.03607 | 46,295 | 212,329 | 0.52768 [c] | 449,547 | 9.7 |
| **80+** | 1.00000 | 38,636 | 0.16287 | 38,636 | 237,218 | - | 237,218 | 6.1 |
| **Perempuan** *Female* | | | | | | | | |
| **0** | 0.00354 | 354 | 0.00355 | 100,000 | 99,667 | 0.99650 [a] | 7,833,930 | 78.3 |
| **1** | 0.00000 | - | 0.00000 | 99,646 | 398,583 | 0.99956 [b] | 7,734,262 | 77.6 |
| **5** | 0.00080 | 80 | 0.00016 | 99,646 | 498,029 | 0.99881 | 7,335,680 | 73.6 |
| **10** | 0.00157 | 156 | 0.00031 | 99,566 | 497,438 | 0.99822 | 6,837,651 | 68.7 |
| **15** | 0.00199 | 198 | 0.00040 | 99,409 | 496,552 | 0.99900 | 6,340,213 | 63.8 |
| **20** | 0.00000 | - | 0.00000 | 99,211 | 496,056 | 0.99818 | 5,843,661 | 58.9 |
| **25** | 0.00363 | 360 | 0.00073 | 99,211 | 495,155 | 0.99523 | 5,347,605 | 53.9 |
| **30** | 0.00591 | 584 | 0.00119 | 98,851 | 492,795 | 0.99261 | 4,852,450 | 49.1 |
| **35** | 0.00888 | 873 | 0.00178 | 98,267 | 489,152 | 0.99069 | 4,359,655 | 44.4 |
| **40** | 0.00974 | 949 | 0.00196 | 97,394 | 484,597 | 0.98832 | 3,870,503 | 39.7 |
| **45** | 0.01364 | 1,315 | 0.00275 | 96,445 | 478,937 | 0.97604 | 3,385,906 | 35.1 |
| **50** | 0.03444 | 3,276 | 0.00701 | 95,130 | 467,459 | 0.96842 | 2,906,970 | 30.6 |
| **55** | 0.02861 | 2,628 | 0.00581 | 91,854 | 452,699 | 0.96637 | 2,439,510 | 26.6 |
| **60** | 0.03879 | 3,461 | 0.00791 | 89,226 | 437,475 | 0.93079 | 1,986,812 | 22.3 |
| **65** | 0.10086 | 8,650 | 0.02124 | 85,764 | 407,197 | 0.89761 | 1,549,336 | 18.1 |
| **70** | 0.10410 | 8,028 | 0.02196 | 77,114 | 365,502 | 0.88564 | 1,142,140 | 14.8 |
| **75** | 0.12582 | 8,692 | 0.02685 | 69,087 | 323,702 | 0.58320 [c] | 776,637 | 11.2 |
| **80+** | 1.00000 | 60,394 | 0.13334 | 60,394 | 452,935 | - | 452,935 | 7.5 |

**Nota:** *Notes:*

[a] **Daripada umur 0 hingga kumpulan umur 1-4**
*From age of 0 to age group 1-4*

[b] **Daripada umur 0, kumpulan umur 1-4 hingga kumpulan umur 5-9**
*From age of 0, age group 1-4 to age group 5-9*

[c] **Daripada umur 75 hingga 80+**
*From age of 75 to 80+*

[e] **Anggaran**
*Estimates*

**Jadual 5.10.22: Jadual hayat ringkas mengikut jantina dan umur, Tambunan, Sabah, 2026[e]**

*Table 5.10.22: Abridged life table by sex and age, Tambunan, Sabah, 2026 [e]*

| Umur *Age* | Kebarangkalian mati di antara umur x dan umur x+n *Probability of dying between age x and age x+n* | Bilangan kematian di antara umur x dan umur x+n *Number of deaths between age x and age x+n* | Kadar tengah mortaliti di antara umur x dan umur x+n *Central mortality rate between age x and age x+n* | Penakat (orang yang masih hidup) pada umur tepat x *Survivors at exact age x* | Bilangan orang hidup-tahun di antara umur x dan umur x+n *Number of person-years lived between age x and age x+n* | Nisbah ketakatan *Survival ratio* | Jumlah bilangan orang hidup-tahun selepas umur tepat x *Total number of person-years lived after exact age x* | Jangkaan hayat *Life expectancy* |
|---|---|---|---|---|---|---|---|---|
| x | $_nq_x$ | $_nd_x$ | $_nm_x$ | $l_x$ | $_nL_x$ | $_nS_x$ | $T_x$ | $e_x$ |
| **Lelaki dan Perempuan** *Both sexes* | | | | | | | | |
| **0** | 0.00858 | 858 | 0.00865 | 100,000 | 99,207 | 0.99078 [a] | 7,195,766 | 72.0 |
| **1** | 0.00156 | 155 | 0.00039 | 99,142 | 396,182 | 0.99909 [b] | 7,096,559 | 71.6 |
| **5** | 0.00000 | - | 0.00000 | 98,987 | 494,935 | 1.00000 | 6,700,377 | 67.7 |
| **10** | 0.00000 | - | 0.00000 | 98,987 | 494,935 | 0.99867 | 6,205,442 | 62.7 |
| **15** | 0.00266 | 264 | 0.00053 | 98,987 | 494,276 | 0.99539 | 5,710,507 | 57.7 |
| **20** | 0.00656 | 648 | 0.00132 | 98,723 | 491,997 | 0.99233 | 5,216,231 | 52.8 |
| **25** | 0.00879 | 862 | 0.00177 | 98,075 | 488,222 | 0.98848 | 4,724,234 | 48.2 |
| **30** | 0.01428 | 1,388 | 0.00288 | 97,213 | 482,596 | 0.99081 | 4,236,012 | 43.6 |
| **35** | 0.00403 | 386 | 0.00081 | 95,825 | 478,161 | 0.99374 | 3,753,416 | 39.2 |
| **40** | 0.00850 | 811 | 0.00171 | 95,439 | 475,168 | 0.97517 | 3,275,255 | 34.3 |
| **45** | 0.04130 | 3,908 | 0.00843 | 94,628 | 463,370 | 0.95774 | 2,800,088 | 29.6 |
| **50** | 0.04326 | 3,924 | 0.00884 | 90,720 | 443,789 | 0.90679 | 2,336,718 | 25.8 |
| **55** | 0.14542 | 12,622 | 0.03137 | 86,796 | 402,423 | 0.88583 | 1,892,929 | 21.8 |
| **60** | 0.07760 | 5,756 | 0.01615 | 74,173 | 356,478 | 0.90671 | 1,490,506 | 20.1 |
| **65** | 0.11029 | 7,546 | 0.02335 | 68,418 | 323,223 | 0.88990 | 1,134,029 | 16.6 |
| **70** | 0.10989 | 6,689 | 0.02326 | 60,872 | 287,635 | 0.84802 | 810,806 | 13.3 |
| **75** | 0.19928 | 10,797 | 0.04427 | 54,182 | 243,919 | 0.53377 [c] | 523,171 | 9.7 |
| **80+** | 1.00000 | 43,385 | 0.15536 | 43,385 | 279,252 | - | 279,252 | 6.4 |
| **Lelaki** *Male* | | | | | | | | |
| **0** | 0.00649 | 649 | 0.00653 | 100,000 | 99,390 | 0.99213 [a] | 6,942,827 | 69.4 |
| **1** | 0.00310 | 308 | 0.00078 | 99,351 | 396,673 | 0.99828 [b] | 6,843,437 | 68.9 |
| **5** | 0.00000 | - | 0.00000 | 99,042 | 495,212 | 1.00000 | 6,446,764 | 65.1 |
| **10** | 0.00000 | - | 0.00000 | 99,042 | 495,212 | 0.99745 | 5,951,552 | 60.1 |
| **15** | 0.00510 | 505 | 0.00102 | 99,042 | 493,950 | 0.99273 | 5,456,340 | 55.1 |
| **20** | 0.00946 | 932 | 0.00190 | 98,538 | 490,357 | 0.99007 | 4,962,390 | 50.4 |
| **25** | 0.01041 | 1,016 | 0.00209 | 97,605 | 485,487 | 0.98581 | 4,472,033 | 45.8 |
| **30** | 0.01802 | 1,740 | 0.00364 | 96,590 | 478,597 | 0.98880 | 3,986,546 | 41.3 |
| **35** | 0.00426 | 404 | 0.00085 | 94,849 | 473,236 | 0.99142 | 3,507,949 | 37.0 |
| **40** | 0.01293 | 1,221 | 0.00260 | 94,445 | 469,174 | 0.96967 | 3,034,712 | 32.1 |
| **45** | 0.04796 | 4,471 | 0.00983 | 93,224 | 454,944 | 0.94666 | 2,565,539 | 27.5 |
| **50** | 0.05900 | 5,236 | 0.01216 | 88,753 | 430,676 | 0.89127 | 2,110,594 | 23.8 |
| **55** | 0.16158 | 13,495 | 0.03516 | 83,517 | 383,849 | 0.85868 | 1,679,919 | 20.1 |
| **60** | 0.11715 | 8,203 | 0.02489 | 70,022 | 329,605 | 0.87225 | 1,296,070 | 18.5 |
| **65** | 0.13977 | 8,641 | 0.03005 | 61,820 | 287,496 | 0.85459 | 966,466 | 15.6 |
| **70** | 0.15198 | 8,082 | 0.03289 | 53,179 | 245,690 | 0.83972 | 678,969 | 12.8 |
| **75** | 0.17007 | 7,670 | 0.03717 | 45,097 | 206,311 | 0.52384 [c] | 433,280 | 9.6 |
| **80+** | 1.00000 | 37,427 | 0.16490 | 37,427 | 226,968 | - | 226,968 | 6.1 |
| **Perempuan** *Female* | | | | | | | | |
| **0** | 0.01093 | 1,093 | 0.01104 | 100,000 | 98,998 | 0.98925 [a] | 7,468,559 | 74.7 |
| **1** | 0.00000 | - | 0.00000 | 98,907 | 395,628 | 0.99982 [b] | 7,369,562 | 74.5 |
| **5** | 0.00000 | - | 0.00000 | 98,907 | 494,536 | 1.00000 | 6,973,933 | 70.5 |
| **10** | 0.00000 | - | 0.00000 | 98,907 | 494,536 | 1.00000 | 6,479,398 | 65.5 |
| **15** | 0.00000 | - | 0.00000 | 98,907 | 494,536 | 0.99829 | 5,984,862 | 60.5 |
| **20** | 0.00342 | 338 | 0.00069 | 98,907 | 493,690 | 0.99473 | 5,490,327 | 55.5 |
| **25** | 0.00713 | 703 | 0.00143 | 98,569 | 491,087 | 0.99114 | 4,996,637 | 50.7 |
| **30** | 0.01061 | 1,039 | 0.00213 | 97,866 | 486,734 | 0.99277 | 4,505,550 | 46.0 |
| **35** | 0.00382 | 370 | 0.00077 | 96,828 | 483,214 | 0.99599 | 4,018,816 | 41.5 |
| **40** | 0.00419 | 404 | 0.00084 | 96,458 | 481,278 | 0.98051 | 3,535,602 | 36.7 |
| **45** | 0.03484 | 3,347 | 0.00709 | 96,053 | 471,900 | 0.96842 | 3,054,323 | 31.8 |
| **50** | 0.02821 | 2,615 | 0.00572 | 92,707 | 456,995 | 0.92127 | 2,582,423 | 27.9 |
| **55** | 0.13072 | 11,777 | 0.02797 | 90,092 | 421,016 | 0.91136 | 2,125,428 | 23.6 |
| **60** | 0.04024 | 3,152 | 0.00821 | 78,315 | 383,696 | 0.93890 | 1,704,412 | 21.8 |
| **65** | 0.08284 | 6,227 | 0.01728 | 75,163 | 360,250 | 0.92807 | 1,320,716 | 17.6 |
| **70** | 0.06002 | 4,138 | 0.01238 | 68,937 | 334,339 | 0.85638 | 960,466 | 13.9 |
| **75** | 0.23256 | 15,070 | 0.05263 | 64,799 | 286,321 | 0.54271 [c] | 626,126 | 9.7 |
| **80+** | 1.00000 | 49,729 | 0.14635 | 49,729 | 339,806 | - | 339,806 | 6.8 |

**Nota:** *Notes:*

[a] **Daripada umur 0 hingga kumpulan umur 1-4**
*From age of 0 to age group 1-4*

[b] **Daripada umur 0, kumpulan umur 1-4 hingga kumpulan umur 5-9**
*From age of 0, age group 1-4 to age group 5-9*

[c] **Daripada umur 75 hingga 80+**
*From age of 75 to 80+*

[e] **Anggaran**
*Estimates*

**Jadual 5.10.23: Jadual hayat ringkas mengikut jantina dan umur, Kunak, Sabah, 2026[e]**

*Table 5.10.23: Abridged life table by sex and age, Kunak, Sabah, 2026 [e]*

| Umur *Age* | Kebarangkalian mati di antara umur x dan umur x+n *Probability of dying between age x and age x+n* | Bilangan kematian di antara umur x dan umur x+n *Number of deaths between age x and age x+n* | Kadar tengah mortaliti di antara umur x dan umur x+n *Central mortality rate between age x and age x+n* | Penakat (orang yang masih hidup) pada umur tepat x *Survivors at exact age x* | Bilangan orang hidup-tahun di antara umur x dan umur x+n *Number of person-years lived between age x and age x+n* | Nisbah ketakatan *Survival ratio* | Jumlah bilangan orang hidup-tahun selepas umur tepat x *Total number of person-years lived after exact age x* | Jangkaan hayat *Life expectancy* |
|---|---|---|---|---|---|---|---|---|
| x | $_nq_x$ | $_nd_x$ | $_nm_x$ | $l_x$ | $_nL_x$ | $_nS_x$ | $T_x$ | $e_x$ |
| **Lelaki dan Perempuan** *Both sexes* | | | | | | | | |
| **0** | 0.00797 | 797 | 0.00803 | 100,000 | 99,262 | 0.99175 [a] | 7,502,535 | 75.0 |
| **1** | 0.00082 | 81 | 0.00020 | 99,203 | 396,611 | 0.99907 [b] | 7,403,273 | 74.6 |
| **5** | 0.00079 | 79 | 0.00016 | 99,122 | 495,413 | 0.99786 | 7,006,662 | 70.7 |
| **10** | 0.00348 | 344 | 0.00070 | 99,043 | 494,355 | 0.99793 | 6,511,249 | 65.7 |
| **15** | 0.00066 | 65 | 0.00013 | 98,699 | 493,332 | 0.99831 | 6,016,894 | 61.0 |
| **20** | 0.00273 | 269 | 0.00055 | 98,634 | 492,496 | 0.99689 | 5,523,562 | 56.0 |
| **25** | 0.00350 | 344 | 0.00070 | 98,364 | 490,962 | 0.99693 | 5,031,066 | 51.1 |
| **30** | 0.00265 | 259 | 0.00053 | 98,020 | 489,453 | 0.99630 | 4,540,105 | 46.3 |
| **35** | 0.00476 | 465 | 0.00095 | 97,761 | 487,642 | 0.99183 | 4,050,652 | 41.4 |
| **40** | 0.01159 | 1,128 | 0.00233 | 97,296 | 483,660 | 0.98522 | 3,563,010 | 36.6 |
| **45** | 0.01800 | 1,731 | 0.00363 | 96,168 | 476,514 | 0.98353 | 3,079,350 | 32.0 |
| **50** | 0.01491 | 1,408 | 0.00301 | 94,437 | 468,665 | 0.97410 | 2,602,837 | 27.6 |
| **55** | 0.03705 | 3,446 | 0.00755 | 93,029 | 456,528 | 0.93310 | 2,134,171 | 22.9 |
| **60** | 0.09791 | 8,771 | 0.02059 | 89,582 | 425,984 | 0.88683 | 1,677,643 | 18.7 |
| **65** | 0.13008 | 10,512 | 0.02783 | 80,811 | 377,777 | 0.86173 | 1,251,659 | 15.5 |
| **70** | 0.14768 | 10,382 | 0.03189 | 70,299 | 325,542 | 0.80042 | 873,882 | 12.4 |
| **75** | 0.26048 | 15,607 | 0.05990 | 59,918 | 260,570 | 0.52480 [c] | 548,340 | 9.2 |
| **80+** | 1.00000 | 44,310 | 0.15398 | 44,310 | 287,770 | - | 287,770 | 6.5 |
| **Lelaki** *Male* | | | | | | | | |
| **0** | 0.00877 | 877 | 0.00884 | 100,000 | 99,182 | 0.99059 [a] | 7,250,719 | 72.5 |
| **1** | 0.00160 | 158 | 0.00040 | 99,123 | 396,115 | 0.99904 [b] | 7,151,537 | 72.1 |
| **5** | 0.00000 | - | 0.00000 | 98,964 | 494,822 | 0.99826 | 6,755,421 | 68.3 |
| **10** | 0.00348 | 344 | 0.00070 | 98,964 | 493,961 | 0.99826 | 6,260,600 | 63.3 |
| **15** | 0.00000 | - | 0.00000 | 98,620 | 493,101 | 0.99803 | 5,766,639 | 58.5 |
| **20** | 0.00395 | 389 | 0.00079 | 98,620 | 492,127 | 0.99580 | 5,273,538 | 53.5 |
| **25** | 0.00445 | 437 | 0.00089 | 98,231 | 490,061 | 0.99777 | 4,781,411 | 48.7 |
| **30** | 0.00000 | - | 0.00000 | 97,794 | 488,969 | 0.99856 | 4,291,350 | 43.9 |
| **35** | 0.00288 | 282 | 0.00058 | 97,794 | 488,264 | 0.99420 | 3,802,381 | 38.9 |
| **40** | 0.00873 | 851 | 0.00175 | 97,512 | 485,430 | 0.98564 | 3,314,117 | 34.0 |
| **45** | 0.02004 | 1,937 | 0.00405 | 96,660 | 478,459 | 0.97634 | 2,828,687 | 29.3 |
| **50** | 0.02736 | 2,592 | 0.00555 | 94,723 | 467,137 | 0.96761 | 2,350,228 | 24.8 |
| **55** | 0.03756 | 3,460 | 0.00766 | 92,132 | 452,007 | 0.92076 | 1,883,091 | 20.4 |
| **60** | 0.12255 | 10,867 | 0.02611 | 88,671 | 416,190 | 0.84776 | 1,431,083 | 16.1 |
| **65** | 0.18607 | 14,477 | 0.04103 | 77,805 | 352,831 | 0.81046 | 1,014,893 | 13.0 |
| **70** | 0.19380 | 12,273 | 0.04292 | 63,328 | 285,956 | 0.71341 | 662,062 | 10.5 |
| **75** | 0.40169 | 20,508 | 0.10053 | 51,055 | 204,003 | 0.45759 [c] | 376,107 | 7.4 |
| **80+** | 1.00000 | 30,546 | 0.17749 | 30,546 | 172,104 | - | 172,104 | 5.6 |
| **Perempuan** *Female* | | | | | | | | |
| **0** | 0.00710 | 710 | 0.00715 | 100,000 | 99,341 | 0.99300 [a] | 7,879,554 | 78.8 |
| **1** | 0.00000 | - | 0.00000 | 99,290 | 397,160 | 0.99910 [b] | 7,780,213 | 78.4 |
| **5** | 0.00159 | 158 | 0.00032 | 99,290 | 496,055 | 0.99747 | 7,383,053 | 74.4 |
| **10** | 0.00348 | 345 | 0.00070 | 99,132 | 494,799 | 0.99753 | 6,886,998 | 69.5 |
| **15** | 0.00147 | 145 | 0.00029 | 98,787 | 493,574 | 0.99865 | 6,392,199 | 64.7 |
| **20** | 0.00122 | 121 | 0.00024 | 98,642 | 492,910 | 0.99825 | 5,898,625 | 59.8 |
| **25** | 0.00228 | 225 | 0.00046 | 98,522 | 492,046 | 0.99578 | 5,405,714 | 54.9 |
| **30** | 0.00615 | 605 | 0.00123 | 98,297 | 489,972 | 0.99340 | 4,913,668 | 50.0 |
| **35** | 0.00705 | 688 | 0.00141 | 97,692 | 486,739 | 0.98893 | 4,423,696 | 45.3 |
| **40** | 0.01513 | 1,468 | 0.00305 | 97,004 | 481,350 | 0.98470 | 3,936,956 | 40.6 |
| **45** | 0.01548 | 1,478 | 0.00312 | 95,536 | 473,985 | 0.99220 | 3,455,607 | 36.2 |
| **50** | 0.00000 | - | 0.00000 | 94,058 | 470,289 | 0.98176 | 2,981,622 | 31.7 |
| **55** | 0.03648 | 3,431 | 0.00743 | 94,058 | 461,711 | 0.94715 | 2,511,333 | 26.7 |
| **60** | 0.06983 | 6,329 | 0.01447 | 90,627 | 437,312 | 0.92919 | 2,049,622 | 22.6 |
| **65** | 0.07186 | 6,058 | 0.01491 | 84,298 | 406,346 | 0.91816 | 1,612,310 | 19.1 |
| **70** | 0.09259 | 7,244 | 0.01942 | 78,240 | 373,090 | 0.90504 | 1,205,965 | 15.4 |
| **75** | 0.09756 | 6,926 | 0.02051 | 70,996 | 337,662 | 0.59458 [c] | 832,875 | 11.7 |
| **80+** | 1.00000 | 64,069 | 0.12938 | 64,069 | 495,213 | - | 495,213 | 7.7 |

**Nota:** *Notes:*

[a] **Daripada umur 0 hingga kumpulan umur 1-4**
*From age of 0 to age group 1-4*

[b] **Daripada umur 0, kumpulan umur 1-4 hingga kumpulan umur 5-9**
*From age of 0, age group 1-4 to age group 5-9*

[c] **Daripada umur 75 hingga 80+**
*From age of 75 to 80+*

[e] **Anggaran**
*Estimates*

**Jadual 5.10.24: Jadual hayat ringkas mengikut jantina dan umur, Tongod, Sabah, 2026[e]**

*Table 5.10.24: Abridged life table by sex and age, Tongod, Sabah, 2026 [e]*

| Umur *Age* | Kebarangkalian mati di antara umur x dan umur x+n *Probability of dying between age x and age x+n* | Bilangan kematian di antara umur x dan umur x+n *Number of deaths between age x and age x+n* | Kadar tengah mortaliti di antara umur x dan umur x+n *Central mortality rate between age x and age x+n* | Penakat (orang yang masih hidup) pada umur tepat x *Survivors at exact age x* | Bilangan orang hidup-tahun di antara umur x dan umur x+n *Number of person-years lived between age x and age x+n* | Nisbah ketakatan *Survival ratio* | Jumlah bilangan orang hidup-tahun selepas umur tepat x *Total number of person-years lived after exact age x* | Jangkaan hayat *Life expectancy* |
|---|---|---|---|---|---|---|---|---|
| x | $_nq_x$ | $_nd_x$ | $_nm_x$ | $l_x$ | $_nL_x$ | $_nS_x$ | $T_x$ | $e_x$ |
| **Lelaki dan Perempuan** *Both sexes* | | | | | | | | |
| **0** | 0.00304 | 304 | 0.00305 | 100,000 | 99,714 | 0.99617 [a] | 7,666,145 | 76.7 |
| **1** | 0.00167 | 166 | 0.00042 | 99,696 | 398,370 | 0.99912 [b] | 7,566,432 | 75.9 |
| **5** | 0.00000 | - | 0.00000 | 99,530 | 497,648 | 1.00000 | 7,168,061 | 72.0 |
| **10** | 0.00000 | - | 0.00000 | 99,530 | 497,648 | 1.00000 | 6,670,413 | 67.0 |
| **15** | 0.00000 | - | 0.00000 | 99,530 | 497,648 | 0.99946 | 6,172,766 | 62.0 |
| **20** | 0.00108 | 107 | 0.00022 | 99,530 | 497,379 | 0.99793 | 5,675,118 | 57.0 |
| **25** | 0.00306 | 304 | 0.00061 | 99,422 | 496,350 | 0.99725 | 5,177,739 | 52.1 |
| **30** | 0.00244 | 242 | 0.00049 | 99,118 | 494,986 | 0.99590 | 4,681,388 | 47.2 |
| **35** | 0.00576 | 570 | 0.00116 | 98,876 | 492,956 | 0.99547 | 4,186,403 | 42.3 |
| **40** | 0.00328 | 323 | 0.00066 | 98,306 | 490,725 | 0.98293 | 3,693,446 | 37.6 |
| **45** | 0.03090 | 3,028 | 0.00628 | 97,984 | 482,348 | 0.96312 | 3,202,722 | 32.7 |
| **50** | 0.04305 | 4,088 | 0.00880 | 94,956 | 464,559 | 0.95035 | 2,720,374 | 28.6 |
| **55** | 0.05654 | 5,138 | 0.01164 | 90,868 | 441,495 | 0.93595 | 2,255,815 | 24.8 |
| **60** | 0.07201 | 6,174 | 0.01494 | 85,730 | 413,217 | 0.90268 | 1,814,320 | 21.2 |
| **65** | 0.12460 | 9,912 | 0.02657 | 79,557 | 373,002 | 0.89789 | 1,401,102 | 17.6 |
| **70** | 0.07643 | 5,323 | 0.01589 | 69,644 | 334,913 | 0.89123 | 1,028,100 | 14.8 |
| **75** | 0.14379 | 9,249 | 0.03099 | 64,321 | 298,483 | 0.56940 [c] | 693,187 | 10.8 |
| **80+** | 1.00000 | 55,072 | 0.13953 | 55,072 | 394,704 | - | 394,704 | 7.2 |
| **Lelaki** *Male* | | | | | | | | |
| **0** | 0.00542 | 542 | 0.00545 | 100,000 | 99,489 | 0.99464 [a] | 7,470,605 | 74.7 |
| **1** | 0.00000 | - | 0.00000 | 99,458 | 397,832 | 0.99994 [b] | 7,371,116 | 74.1 |
| **5** | 0.00000 | - | 0.00000 | 99,458 | 497,290 | 1.00000 | 6,973,284 | 70.1 |
| **10** | 0.00000 | - | 0.00000 | 99,458 | 497,290 | 1.00000 | 6,475,994 | 65.1 |
| **15** | 0.00000 | - | 0.00000 | 99,458 | 497,290 | 0.99900 | 5,978,704 | 60.1 |
| **20** | 0.00199 | 198 | 0.00040 | 99,458 | 496,795 | 0.99622 | 5,481,414 | 55.1 |
| **25** | 0.00558 | 554 | 0.00112 | 99,260 | 494,915 | 0.99498 | 4,984,619 | 50.2 |
| **30** | 0.00445 | 439 | 0.00089 | 98,706 | 492,433 | 0.99368 | 4,489,704 | 45.5 |
| **35** | 0.00820 | 806 | 0.00165 | 98,267 | 489,321 | 0.99283 | 3,997,270 | 40.7 |
| **40** | 0.00613 | 597 | 0.00123 | 97,461 | 485,814 | 0.97890 | 3,507,949 | 36.0 |
| **45** | 0.03617 | 3,503 | 0.00737 | 96,864 | 475,563 | 0.94939 | 3,022,135 | 31.2 |
| **50** | 0.06559 | 6,124 | 0.01356 | 93,361 | 451,495 | 0.93797 | 2,546,572 | 27.3 |
| **55** | 0.05822 | 5,079 | 0.01199 | 87,237 | 423,487 | 0.92039 | 2,095,077 | 24.0 |
| **60** | 0.10233 | 8,407 | 0.02157 | 82,158 | 389,772 | 0.88072 | 1,671,589 | 20.3 |
| **65** | 0.13817 | 10,190 | 0.02968 | 73,751 | 343,280 | 0.88918 | 1,281,817 | 17.4 |
| **70** | 0.07910 | 5,027 | 0.01647 | 63,561 | 305,236 | 0.90161 | 938,537 | 14.8 |
| **75** | 0.11933 | 6,985 | 0.02538 | 58,533 | 275,205 | 0.56544 [c] | 633,302 | 10.8 |
| **80+** | 1.00000 | 51,549 | 0.14395 | 51,549 | 358,097 | - | 358,097 | 6.9 |
| **Perempuan** *Female* | | | | | | | | |
| **0** | 0.00000 | - | 0.00000 | 100,000 | 100,000 | 0.99818 [a] | 7,893,086 | 78.9 |
| **1** | 0.00368 | 368 | 0.00092 | 100,000 | 399,089 | 0.99814 [b] | 7,793,086 | 77.9 |
| **5** | 0.00000 | - | 0.00000 | 99,632 | 498,160 | 1.00000 | 7,393,997 | 74.2 |
| **10** | 0.00000 | - | 0.00000 | 99,632 | 498,160 | 1.00000 | 6,895,837 | 69.2 |
| **15** | 0.00000 | - | 0.00000 | 99,632 | 498,160 | 1.00000 | 6,397,677 | 64.2 |
| **20** | 0.00000 | - | 0.00000 | 99,632 | 498,160 | 1.00000 | 5,899,517 | 59.2 |
| **25** | 0.00000 | - | 0.00000 | 99,632 | 498,160 | 1.00000 | 5,401,357 | 54.2 |
| **30** | 0.00000 | - | 0.00000 | 99,632 | 498,160 | 0.99848 | 4,903,197 | 49.2 |
| **35** | 0.00305 | 304 | 0.00061 | 99,632 | 497,401 | 0.99847 | 4,405,037 | 44.2 |
| **40** | 0.00000 | - | 0.00000 | 99,328 | 496,642 | 0.98747 | 3,907,636 | 39.3 |
| **45** | 0.02506 | 2,489 | 0.00508 | 99,328 | 490,418 | 0.97791 | 3,410,994 | 34.3 |
| **50** | 0.01905 | 1,845 | 0.00385 | 96,839 | 479,583 | 0.96328 | 2,920,576 | 30.2 |
| **55** | 0.05473 | 5,199 | 0.01125 | 94,994 | 461,974 | 0.95258 | 2,440,993 | 25.7 |
| **60** | 0.03968 | 3,563 | 0.00810 | 89,795 | 440,068 | 0.92635 | 1,979,019 | 22.0 |
| **65** | 0.10902 | 9,401 | 0.02306 | 86,232 | 407,658 | 0.90796 | 1,538,950 | 17.8 |
| **70** | 0.07299 | 5,608 | 0.01515 | 76,831 | 370,135 | 0.87870 | 1,131,293 | 14.7 |
| **75** | 0.17341 | 12,351 | 0.03797 | 71,223 | 325,238 | 0.57271 [c] | 761,157 | 10.7 |
| **80+** | 1.00000 | 58,872 | 0.13505 | 58,872 | 435,920 | - | 435,920 | 7.4 |

**Nota:** *Notes:*

[a] **Daripada umur 0 hingga kumpulan umur 1-4**
*From age of 0 to age group 1-4*

[b] **Daripada umur 0, kumpulan umur 1-4 hingga kumpulan umur 5-9**
*From age of 0, age group 1-4 to age group 5-9*

[c] **Daripada umur 75 hingga 80+**
*From age of 75 to 80+*

[e] **Anggaran**
*Estimates*

**Jadual 5.10.25: Jadual hayat ringkas mengikut jantina dan umur, Putatan, Sabah, 2026[e]**

*Table 5.10.25: Abridged life table by sex and age, Putatan, Sabah, 2026 [e]*

| Umur *Age* | Kebarangkalian mati di antara umur x dan umur x+n *Probability of dying between age x and age x+n* | Bilangan kematian di antara umur x dan umur x+n *Number of deaths between age x and age x+n* | Kadar tengah mortaliti di antara umur x dan umur x+n *Central mortality rate between age x and age x+n* | Penakat (orang yang masih hidup) pada umur tepat x *Survivors at exact age x* | Bilangan orang hidup-tahun di antara umur x dan umur x+n *Number of person-years lived between age x and age x+n* | Nisbah ketakatan *Survival ratio* | Jumlah bilangan orang hidup-tahun selepas umur tepat x *Total number of person-years lived after exact age x* | Jangkaan hayat *Life expectancy* |
|---|---|---|---|---|---|---|---|---|
| x | $_nq_x$ | $_nd_x$ | $_nm_x$ | $l_x$ | $_nL_x$ | $_nS_x$ | $T_x$ | $e_x$ |
| **Lelaki dan Perempuan** *Both sexes* | | | | | | | | |
| **0** | 0.00412 | 412 | 0.00413 | 100,000 | 99,614 | 0.99445 [a] | 7,329,052 | 73.3 |
| **1** | 0.00301 | 300 | 0.00075 | 99,588 | 397,610 | 0.99805 [b] | 7,229,438 | 72.6 |
| **5** | 0.00076 | 75 | 0.00015 | 99,289 | 496,256 | 0.99962 | 6,831,828 | 68.8 |
| **10** | 0.00000 | - | 0.00000 | 99,214 | 496,068 | 0.99884 | 6,335,572 | 63.9 |
| **15** | 0.00233 | 231 | 0.00047 | 99,214 | 495,491 | 0.99780 | 5,839,504 | 58.9 |
| **20** | 0.00207 | 205 | 0.00042 | 98,983 | 494,400 | 0.99723 | 5,344,013 | 54.0 |
| **25** | 0.00347 | 343 | 0.00070 | 98,777 | 493,030 | 0.99553 | 4,849,613 | 49.1 |
| **30** | 0.00547 | 538 | 0.00110 | 98,435 | 490,828 | 0.99245 | 4,356,583 | 44.3 |
| **35** | 0.00964 | 943 | 0.00194 | 97,896 | 487,123 | 0.98868 | 3,865,755 | 39.5 |
| **40** | 0.01302 | 1,262 | 0.00262 | 96,953 | 481,609 | 0.97636 | 3,378,631 | 34.8 |
| **45** | 0.03440 | 3,292 | 0.00700 | 95,691 | 470,224 | 0.97226 | 2,897,022 | 30.3 |
| **50** | 0.02083 | 1,925 | 0.00421 | 92,399 | 457,181 | 0.96119 | 2,426,798 | 26.3 |
| **55** | 0.05717 | 5,172 | 0.01177 | 90,474 | 439,439 | 0.92710 | 1,969,617 | 21.8 |
| **60** | 0.08958 | 7,641 | 0.01876 | 85,302 | 407,405 | 0.90047 | 1,530,178 | 17.9 |
| **65** | 0.11047 | 8,579 | 0.02338 | 77,660 | 366,855 | 0.85812 | 1,122,772 | 14.5 |
| **70** | 0.17720 | 12,241 | 0.03888 | 69,082 | 314,805 | 0.73276 | 755,917 | 10.9 |
| **75** | 0.37667 | 21,410 | 0.09281 | 56,840 | 230,677 | 0.47706 [c] | 441,112 | 7.8 |
| **80+** | 1.00000 | 35,430 | 0.16837 | 35,430 | 210,435 | - | 210,435 | 5.9 |
| **Lelaki** *Male* | | | | | | | | |
| **0** | 0.00595 | 595 | 0.00598 | 100,000 | 99,441 | 0.99412 [a] | 7,149,916 | 71.5 |
| **1** | 0.00000 | - | 0.00000 | 99,405 | 397,621 | 0.99993 [b] | 7,050,475 | 70.9 |
| **5** | 0.00000 | - | 0.00000 | 99,405 | 497,027 | 1.00000 | 6,652,854 | 66.9 |
| **10** | 0.00000 | - | 0.00000 | 99,405 | 497,027 | 1.00000 | 6,155,827 | 61.9 |
| **15** | 0.00000 | - | 0.00000 | 99,405 | 497,027 | 0.99810 | 5,658,800 | 56.9 |
| **20** | 0.00380 | 378 | 0.00076 | 99,405 | 496,082 | 0.99567 | 5,161,773 | 51.9 |
| **25** | 0.00486 | 481 | 0.00097 | 99,028 | 493,935 | 0.99309 | 4,665,691 | 47.1 |
| **30** | 0.00898 | 885 | 0.00180 | 98,546 | 490,519 | 0.98677 | 4,171,756 | 42.3 |
| **35** | 0.01753 | 1,712 | 0.00354 | 97,661 | 484,028 | 0.98821 | 3,681,237 | 37.7 |
| **40** | 0.00596 | 572 | 0.00120 | 95,950 | 478,319 | 0.97142 | 3,197,209 | 33.3 |
| **45** | 0.05134 | 4,896 | 0.01054 | 95,378 | 464,649 | 0.96353 | 2,718,890 | 28.5 |
| **50** | 0.02079 | 1,881 | 0.00420 | 90,482 | 447,705 | 0.96166 | 2,254,241 | 24.9 |
| **55** | 0.05627 | 4,986 | 0.01158 | 88,600 | 430,538 | 0.91524 | 1,806,536 | 20.4 |
| **60** | 0.11494 | 9,611 | 0.02439 | 83,615 | 394,047 | 0.87341 | 1,375,997 | 16.5 |
| **65** | 0.13974 | 10,342 | 0.03005 | 74,004 | 344,166 | 0.81844 | 981,950 | 13.3 |
| **70** | 0.23018 | 14,654 | 0.05202 | 63,662 | 281,678 | 0.69280 | 637,784 | 10.0 |
| **75** | 0.40724 | 19,958 | 0.10227 | 49,009 | 195,148 | 0.45200 [c] | 356,106 | 7.3 |
| **80+** | 1.00000 | 29,050 | 0.18048 | 29,050 | 160,958 | - | 160,958 | 5.5 |
| **Perempuan** *Female* | | | | | | | | |
| **0** | 0.00214 | 214 | 0.00214 | 100,000 | 99,798 | 0.99487 [a] | 7,546,553 | 75.5 |
| **1** | 0.00610 | 609 | 0.00153 | 99,786 | 397,635 | 0.99606 [b] | 7,446,755 | 74.6 |
| **5** | 0.00167 | 165 | 0.00033 | 99,177 | 495,474 | 0.99917 | 7,049,120 | 71.1 |
| **10** | 0.00000 | - | 0.00000 | 99,012 | 495,061 | 0.99750 | 6,553,646 | 66.2 |
| **15** | 0.00499 | 494 | 0.00100 | 99,012 | 493,825 | 0.99750 | 6,058,585 | 61.2 |
| **20** | 0.00000 | - | 0.00000 | 98,518 | 492,590 | 0.99907 | 5,564,760 | 56.5 |
| **25** | 0.00187 | 184 | 0.00037 | 98,518 | 492,131 | 0.99814 | 5,072,170 | 51.5 |
| **30** | 0.00185 | 182 | 0.00037 | 98,334 | 491,216 | 0.99812 | 4,580,039 | 46.6 |
| **35** | 0.00191 | 187 | 0.00038 | 98,152 | 490,293 | 0.98895 | 4,088,823 | 41.7 |
| **40** | 0.02020 | 1,979 | 0.00408 | 97,965 | 484,877 | 0.98147 | 3,598,530 | 36.7 |
| **45** | 0.01683 | 1,615 | 0.00339 | 95,986 | 475,892 | 0.98117 | 3,113,653 | 32.4 |
| **50** | 0.02088 | 1,970 | 0.00422 | 94,371 | 466,929 | 0.96071 | 2,637,762 | 28.0 |
| **55** | 0.05809 | 5,368 | 0.01197 | 92,401 | 448,584 | 0.93958 | 2,170,833 | 23.5 |
| **60** | 0.06289 | 5,474 | 0.01299 | 87,033 | 421,481 | 0.92944 | 1,722,249 | 19.8 |
| **65** | 0.07874 | 6,422 | 0.01639 | 81,559 | 391,741 | 0.90189 | 1,300,768 | 15.9 |
| **70** | 0.11913 | 8,951 | 0.02534 | 75,137 | 353,308 | 0.77686 | 909,027 | 12.1 |
| **75** | 0.34121 | 22,583 | 0.08228 | 66,186 | 274,472 | 0.50609 [c] | 555,719 | 8.4 |
| **80+** | 1.00000 | 43,603 | 0.15503 | 43,603 | 281,247 | - | 281,247 | 6.5 |

**Nota:** *Notes:*

[a] **Daripada umur 0 hingga kumpulan umur 1-4**
*From age of 0 to age group 1-4*

[b] **Daripada umur 0, kumpulan umur 1-4 hingga kumpulan umur 5-9**
*From age of 0, age group 1-4 to age group 5-9*

[c] **Daripada umur 75 hingga 80+**
*From age of 75 to 80+*

[e] **Anggaran**
*Estimates*

**Jadual 5.10.26: Jadual hayat ringkas mengikut jantina dan umur, Telupid, Sabah, 2026[e]**

*Table 5.10.26: Abridged life table by sex and age, Telupid, Sabah, 2026 [e]*

| Umur *Age* | Kebarangkalian mati di antara umur x dan umur x+n *Probability of dying between age x and age x+n* | Bilangan kematian di antara umur x dan umur x+n *Number of deaths between age x and age x+n* | Kadar tengah mortaliti di antara umur x dan umur x+n *Central mortality rate between age x and age x+n* | Penakat (orang yang masih hidup) pada umur tepat x *Survivors at exact age x* | Bilangan orang hidup-tahun di antara umur x dan umur x+n *Number of person-years lived between age x and age x+n* | Nisbah ketakatan *Survival ratio* | Jumlah bilangan orang hidup-tahun selepas umur tepat x *Total number of person-years lived after exact age x* | Jangkaan hayat *Life expectancy* |
|---|---|---|---|---|---|---|---|---|
| x | $_nq_x$ | $_nd_x$ | $_nm_x$ | $l_x$ | $_nL_x$ | $_nS_x$ | $T_x$ | $e_x$ |
| **Lelaki dan Perempuan** *Both sexes* | | | | | | | | |
| **0** | 0.00794 | 794 | 0.00800 | 100,000 | 99,265 | 0.99218 [a] | 7,951,412 | 79.5 |
| **1** | 0.00000 | - | 0.00000 | 99,206 | 396,825 | 0.99988 [b] | 7,852,147 | 79.1 |
| **5** | 0.00000 | - | 0.00000 | 99,206 | 496,032 | 0.99780 | 7,455,322 | 75.1 |
| **10** | 0.00441 | 437 | 0.00088 | 99,206 | 494,939 | 0.99779 | 6,959,290 | 70.1 |
| **15** | 0.00000 | - | 0.00000 | 98,769 | 493,847 | 0.99924 | 6,464,351 | 65.4 |
| **20** | 0.00151 | 149 | 0.00030 | 98,769 | 493,473 | 0.99853 | 5,970,505 | 60.4 |
| **25** | 0.00142 | 140 | 0.00028 | 98,620 | 492,749 | 0.99673 | 5,477,031 | 55.5 |
| **30** | 0.00511 | 503 | 0.00102 | 98,480 | 491,140 | 0.99645 | 4,984,283 | 50.6 |
| **35** | 0.00198 | 194 | 0.00040 | 97,976 | 489,396 | 0.99445 | 4,493,143 | 45.9 |
| **40** | 0.00913 | 893 | 0.00183 | 97,782 | 486,679 | 0.99062 | 4,003,747 | 40.9 |
| **45** | 0.00962 | 933 | 0.00193 | 96,889 | 482,116 | 0.97824 | 3,517,068 | 36.3 |
| **50** | 0.03401 | 3,264 | 0.00692 | 95,957 | 471,625 | 0.97224 | 3,034,952 | 31.6 |
| **55** | 0.02128 | 1,972 | 0.00430 | 92,693 | 458,535 | 0.95963 | 2,563,327 | 27.7 |
| **60** | 0.05988 | 5,432 | 0.01235 | 90,721 | 440,024 | 0.95554 | 2,104,791 | 23.2 |
| **65** | 0.02805 | 2,392 | 0.00569 | 85,289 | 420,462 | 0.92176 | 1,664,768 | 19.5 |
| **70** | 0.12987 | 10,766 | 0.02778 | 82,896 | 387,566 | 0.88803 | 1,244,306 | 15.0 |
| **75** | 0.09141 | 6,593 | 0.01916 | 72,130 | 344,169 | 0.59828 [c] | 856,740 | 11.9 |
| **80+** | 1.00000 | 65,537 | 0.12786 | 65,537 | 512,571 | - | 512,571 | 7.8 |
| **Lelaki** *Male* | | | | | | | | |
| **0** | 0.00743 | 743 | 0.00749 | 100,000 | 99,304 | 0.99266 [a] | 7,853,613 | 78.5 |
| **1** | 0.00000 | - | 0.00000 | 99,257 | 397,026 | 0.99990 [b] | 7,754,309 | 78.1 |
| **5** | 0.00000 | - | 0.00000 | 99,257 | 496,283 | 1.00000 | 7,357,283 | 74.1 |
| **10** | 0.00000 | - | 0.00000 | 99,257 | 496,283 | 1.00000 | 6,861,000 | 69.1 |
| **15** | 0.00000 | - | 0.00000 | 99,257 | 496,283 | 0.99861 | 6,364,718 | 64.1 |
| **20** | 0.00277 | 275 | 0.00056 | 99,257 | 495,594 | 0.99733 | 5,868,435 | 59.1 |
| **25** | 0.00257 | 254 | 0.00051 | 98,981 | 494,270 | 0.99415 | 5,372,841 | 54.3 |
| **30** | 0.00914 | 903 | 0.00184 | 98,727 | 491,377 | 0.99541 | 4,878,571 | 49.4 |
| **35** | 0.00000 | - | 0.00000 | 97,824 | 489,120 | 1.00000 | 4,387,194 | 44.8 |
| **40** | 0.00000 | - | 0.00000 | 97,824 | 489,120 | 0.99412 | 3,898,073 | 39.8 |
| **45** | 0.01176 | 1,151 | 0.00237 | 97,824 | 486,243 | 0.97434 | 3,408,953 | 34.8 |
| **50** | 0.03971 | 3,839 | 0.00810 | 96,673 | 473,768 | 0.96509 | 2,922,710 | 30.2 |
| **55** | 0.02991 | 2,777 | 0.00607 | 92,834 | 457,228 | 0.92921 | 2,448,942 | 26.4 |
| **60** | 0.11292 | 10,170 | 0.02394 | 90,057 | 424,862 | 0.91605 | 1,991,714 | 22.1 |
| **65** | 0.05128 | 4,097 | 0.01053 | 79,888 | 389,196 | 0.91379 | 1,566,852 | 19.6 |
| **70** | 0.12302 | 9,324 | 0.02622 | 75,791 | 355,644 | 0.91783 | 1,177,656 | 15.5 |
| **75** | 0.03559 | 2,365 | 0.00725 | 66,467 | 326,421 | 0.60290 [c] | 822,011 | 12.4 |
| **80+** | 1.00000 | 64,101 | 0.12934 | 64,101 | 495,590 | - | 495,590 | 7.7 |
| **Perempuan** *Female* | | | | | | | | |
| **0** | 0.00851 | 851 | 0.00858 | 100,000 | 99,213 | 0.99162 [a] | 8,065,165 | 80.7 |
| **1** | 0.00000 | - | 0.00000 | 99,149 | 396,596 | 0.99987 [b] | 7,965,952 | 80.3 |
| **5** | 0.00000 | - | 0.00000 | 99,149 | 495,745 | 0.99519 | 7,569,356 | 76.3 |
| **10** | 0.00962 | 954 | 0.00193 | 99,149 | 493,359 | 0.99516 | 7,073,611 | 71.3 |
| **15** | 0.00000 | - | 0.00000 | 98,195 | 490,973 | 1.00000 | 6,580,252 | 67.0 |
| **20** | 0.00000 | - | 0.00000 | 98,195 | 490,973 | 1.00000 | 6,089,279 | 62.0 |
| **25** | 0.00000 | - | 0.00000 | 98,195 | 490,973 | 1.00000 | 5,598,305 | 57.0 |
| **30** | 0.00000 | - | 0.00000 | 98,195 | 490,973 | 0.99787 | 5,107,332 | 52.0 |
| **35** | 0.00426 | 419 | 0.00085 | 98,195 | 489,926 | 0.98811 | 4,616,359 | 47.0 |
| **40** | 0.01955 | 1,912 | 0.00395 | 97,776 | 484,101 | 0.98663 | 4,126,432 | 42.2 |
| **45** | 0.00706 | 677 | 0.00142 | 95,864 | 477,631 | 0.98278 | 3,642,332 | 38.0 |
| **50** | 0.02745 | 2,613 | 0.00557 | 95,188 | 469,408 | 0.98046 | 3,164,701 | 33.2 |
| **55** | 0.01140 | 1,056 | 0.00229 | 92,575 | 460,237 | 0.99427 | 2,695,294 | 29.1 |
| **60** | 0.00000 | - | 0.00000 | 91,520 | 457,598 | 1.00000 | 2,235,057 | 24.4 |
| **65** | 0.00000 | - | 0.00000 | 91,520 | 457,598 | 0.93056 | 1,777,459 | 19.4 |
| **70** | 0.13889 | 12,711 | 0.02985 | 91,520 | 425,820 | 0.85580 | 1,319,861 | 14.4 |
| **75** | 0.15038 | 11,851 | 0.03252 | 78,809 | 364,415 | 0.59239 [c] | 894,040 | 11.3 |
| **80+** | 1.00000 | 66,958 | 0.12642 | 66,958 | 529,625 | - | 529,625 | 7.9 |

**Nota:** *Notes:*

[a] **Daripada umur 0 hingga kumpulan umur 1-4**
*From age of 0 to age group 1-4*

[b] **Daripada umur 0, kumpulan umur 1-4 hingga kumpulan umur 5-9**
*From age of 0, age group 1-4 to age group 5-9*

[c] **Daripada umur 75 hingga 80+**
*From age of 75 to 80+*

[e] **Anggaran**
*Estimates*

**Jadual 5.10.27: Jadual hayat ringkas mengikut jantina dan umur, Kalabakan, Sabah, 2026[e]**

*Table 5.10.27: Abridged life table by sex and age, Kalabakan, Sabah, 2026 [e]*

| **Umur** *Age* | **Kebarangkalian mati di antara umur x dan umur x+n** *Probability of dying between age x and age x+n* | **Bilangan kematian di antara umur x dan umur x+n** *Number of deaths between age x and age x+n* | **Kadar tengah mortaliti di antara umur x dan umur x+n** *Central mortality rate between age x and age x+n* | **Penakat (orang yang masih hidup) pada umur tepat x** *Survivors at exact age x* | **Bilangan orang hidup-tahun di antara umur x dan umur x+n** *Number of person-years lived between age x and age x+n* | **Nisbah ketakatan** *Survival ratio* | **Jumlah bilangan orang hidup-tahun selepas umur tepat x** *Total number of person-years lived after exact age x* | **Jangkaan hayat** *Life expectancy* |
|---|---|---|---|---|---|---|---|---|
| **x** | $_nq_x$ | $_nd_x$ | $_nm_x$ | $l_x$ | $_nL_x$ | $_nS_x$ | $T_x$ | $e_x$ |
| **Lelaki dan Perempuan** *Both sexes* | | | | | | | | |
| **0** | 0.00440 | 440 | 0.00441 | 100,000 | 99,588 | 0.99566 [a] | 8,041,751 | 80.4 |
| **1** | 0.00000 | - | 0.00000 | 99,560 | 398,242 | 0.99994 [b] | 7,942,163 | 79.8 |
| **5** | 0.00000 | - | 0.00000 | 99,560 | 497,802 | 1.00000 | 7,543,921 | 75.8 |
| **10** | 0.00000 | - | 0.00000 | 99,560 | 497,802 | 0.99922 | 7,046,119 | 70.8 |
| **15** | 0.00155 | 155 | 0.00031 | 99,560 | 497,416 | 0.99861 | 6,548,317 | 65.8 |
| **20** | 0.00123 | 122 | 0.00025 | 99,406 | 496,724 | 0.99883 | 6,050,901 | 60.9 |
| **25** | 0.00112 | 111 | 0.00022 | 99,284 | 496,140 | 0.99864 | 5,554,177 | 55.9 |
| **30** | 0.00160 | 159 | 0.00032 | 99,173 | 495,465 | 0.99527 | 5,058,037 | 51.0 |
| **35** | 0.00786 | 778 | 0.00158 | 99,014 | 493,123 | 0.99417 | 4,562,572 | 46.1 |
| **40** | 0.00379 | 372 | 0.00076 | 98,236 | 490,248 | 0.99524 | 4,069,449 | 41.4 |
| **45** | 0.00573 | 561 | 0.00115 | 97,864 | 487,915 | 0.99043 | 3,579,201 | 36.6 |
| **50** | 0.01343 | 1,307 | 0.00270 | 97,303 | 483,246 | 0.97274 | 3,091,285 | 31.8 |
| **55** | 0.04128 | 3,962 | 0.00843 | 95,996 | 470,073 | 0.95667 | 2,608,039 | 27.2 |
| **60** | 0.04548 | 4,185 | 0.00931 | 92,033 | 449,704 | 0.94378 | 2,137,966 | 23.2 |
| **65** | 0.06747 | 5,927 | 0.01396 | 87,848 | 424,423 | 0.91437 | 1,688,262 | 19.2 |
| **70** | 0.10511 | 8,610 | 0.02219 | 81,921 | 388,080 | 0.90160 | 1,263,839 | 15.4 |
| **75** | 0.09091 | 6,665 | 0.01905 | 73,311 | 349,893 | 0.60047 [c] | 875,758 | 11.9 |
| **80+** | 1.00000 | 66,646 | 0.12674 | 66,646 | 525,865 | - | 525,865 | 7.9 |
| **Lelaki** *Male* | | | | | | | | |
| **0** | 0.00000 | - | 0.00000 | 100,000 | 100,000 | 1.00000 [a] | 7,983,570 | 79.8 |
| **1** | 0.00000 | - | 0.00000 | 100,000 | 400,000 | 1.00000 [b] | 7,883,570 | 78.8 |
| **5** | 0.00000 | - | 0.00000 | 100,000 | 500,000 | 1.00000 | 7,483,570 | 74.8 |
| **10** | 0.00000 | - | 0.00000 | 100,000 | 500,000 | 0.99861 | 6,983,570 | 69.8 |
| **15** | 0.00278 | 278 | 0.00056 | 100,000 | 499,306 | 0.99750 | 6,483,570 | 64.8 |
| **20** | 0.00223 | 223 | 0.00045 | 99,722 | 498,055 | 0.99839 | 5,984,264 | 60.0 |
| **25** | 0.00099 | 99 | 0.00020 | 99,500 | 497,252 | 0.99950 | 5,486,208 | 55.1 |
| **30** | 0.00000 | - | 0.00000 | 99,401 | 497,005 | 0.99653 | 4,988,956 | 50.2 |
| **35** | 0.00694 | 690 | 0.00139 | 99,401 | 495,279 | 0.99540 | 4,491,951 | 45.2 |
| **40** | 0.00223 | 220 | 0.00045 | 98,711 | 493,003 | 0.99395 | 3,996,672 | 40.5 |
| **45** | 0.00988 | 973 | 0.00199 | 98,491 | 490,020 | 0.98550 | 3,503,669 | 35.6 |
| **50** | 0.01918 | 1,870 | 0.00387 | 97,518 | 482,913 | 0.96289 | 3,013,648 | 30.9 |
| **55** | 0.05540 | 5,299 | 0.01140 | 95,648 | 464,991 | 0.94879 | 2,530,735 | 26.5 |
| **60** | 0.04677 | 4,226 | 0.00958 | 90,349 | 441,179 | 0.93566 | 2,065,744 | 22.9 |
| **65** | 0.08277 | 7,128 | 0.01727 | 86,123 | 412,793 | 0.91674 | 1,624,566 | 18.9 |
| **70** | 0.08380 | 6,620 | 0.01749 | 78,994 | 378,423 | 0.90002 | 1,211,773 | 15.3 |
| **75** | 0.11765 | 8,515 | 0.02500 | 72,375 | 340,588 | 0.59130 [c] | 833,349 | 11.5 |
| **80+** | 1.00000 | 63,860 | 0.12960 | 63,860 | 492,762 | - | 492,762 | 7.7 |
| **Perempuan** *Female* | | | | | | | | |
| **0** | 0.00837 | 837 | 0.00843 | 100,000 | 99,226 | 0.99176 [a] | 8,115,674 | 81.2 |
| **1** | 0.00000 | - | 0.00000 | 99,163 | 396,653 | 0.99987 [b] | 8,016,448 | 80.8 |
| **5** | 0.00000 | - | 0.00000 | 99,163 | 495,816 | 1.00000 | 7,619,795 | 76.8 |
| **10** | 0.00000 | - | 0.00000 | 99,163 | 495,816 | 1.00000 | 7,123,979 | 71.8 |
| **15** | 0.00000 | - | 0.00000 | 99,163 | 495,816 | 1.00000 | 6,628,163 | 66.8 |
| **20** | 0.00000 | - | 0.00000 | 99,163 | 495,816 | 0.99936 | 6,132,347 | 61.8 |
| **25** | 0.00128 | 127 | 0.00026 | 99,163 | 495,498 | 0.99742 | 5,636,532 | 56.8 |
| **30** | 0.00388 | 384 | 0.00078 | 99,036 | 494,220 | 0.99354 | 5,141,033 | 51.9 |
| **35** | 0.00905 | 892 | 0.00182 | 98,652 | 491,029 | 0.99256 | 4,646,813 | 47.1 |
| **40** | 0.00581 | 568 | 0.00117 | 97,760 | 487,377 | 0.99708 | 4,155,784 | 42.5 |
| **45** | 0.00000 | - | 0.00000 | 97,191 | 485,956 | 0.99695 | 3,668,407 | 37.7 |
| **50** | 0.00611 | 594 | 0.00123 | 97,191 | 484,472 | 0.98469 | 3,182,451 | 32.7 |
| **55** | 0.02457 | 2,373 | 0.00498 | 96,598 | 477,054 | 0.96586 | 2,697,979 | 27.9 |
| **60** | 0.04396 | 4,142 | 0.00899 | 94,224 | 460,766 | 0.95198 | 2,220,925 | 23.6 |
| **65** | 0.05228 | 4,709 | 0.01074 | 90,082 | 438,639 | 0.90997 | 1,760,159 | 19.5 |
| **70** | 0.12987 | 11,087 | 0.02778 | 85,373 | 399,147 | 0.90148 | 1,321,520 | 15.5 |
| **75** | 0.06250 | 4,643 | 0.01290 | 74,286 | 359,821 | 0.60990 [c] | 922,373 | 12.4 |
| **80+** | 1.00000 | 69,643 | 0.12380 | 69,643 | 562,552 | - | 562,552 | 8.1 |

**Nota:** *Notes:*

[a] **Daripada umur 0 hingga kumpulan umur 1-4**
*From age of 0 to age group 1-4*

[b] **Daripada umur 0, kumpulan umur 1-4 hingga kumpulan umur 5-9**
*From age of 0, age group 1-4 to age group 5-9*

[c] **Daripada umur 75 hingga 80+**
*From age of 75 to 80+*

[e] **Anggaran**
*Estimates*

**Jadual 5.10.28: Jadual hayat ringkas mengikut jantina dan umur, Membakut, Sabah, 2026[e]**

*Table 5.10.28: Abridged life table by sex and age, Membakut, Sabah, 2026 [e]*

| Umur *Age* | Kebarangkalian mati di antara umur x dan umur x+n *Probability of dying between age x and age x+n* | Bilangan kematian di antara umur x dan umur x+n *Number of deaths between age x and age x+n* | Kadar tengah mortaliti di antara umur x dan umur x+n *Central mortality rate between age x and age x+n* | Penakat (orang yang masih hidup) pada umur tepat x *Survivors at exact age x* | Bilangan orang hidup-tahun di antara umur x dan umur x+n *Number of person-years lived between age x and age x+n* | Nisbah ketakatan *Survival ratio* | Jumlah bilangan orang hidup-tahun selepas umur tepat x *Total number of person-years lived after exact age x* | Jangkaan hayat *Life expectancy* |
|---|---|---|---|---|---|---|---|---|
| x | $_nq_x$ | $_nd_x$ | $_nm_x$ | $l_x$ | $_nL_x$ | $_nS_x$ | $T_x$ | $e_x$ |
| **Lelaki dan Perempuan** *Both sexes* | | | | | | | | |
| **0** | 0.01052 | 1,052 | 0.01062 | 100,000 | 99,034 | 0.98837 [a] | 6,804,224 | 68.0 |
| **1** | 0.00261 | 258 | 0.00065 | 98,948 | 395,150 | 0.99852 [b] | 6,705,190 | 67.8 |
| **5** | 0.00000 | - | 0.00000 | 98,690 | 493,452 | 1.00000 | 6,310,040 | 63.9 |
| **10** | 0.00000 | - | 0.00000 | 98,690 | 493,452 | 0.99918 | 5,816,588 | 58.9 |
| **15** | 0.00165 | 162 | 0.00033 | 98,690 | 493,046 | 0.99828 | 5,323,137 | 53.9 |
| **20** | 0.00180 | 178 | 0.00036 | 98,528 | 492,196 | 0.99462 | 4,830,091 | 49.0 |
| **25** | 0.00897 | 883 | 0.00180 | 98,350 | 489,545 | 0.99116 | 4,337,895 | 44.1 |
| **30** | 0.00870 | 848 | 0.00175 | 97,468 | 485,218 | 0.98770 | 3,848,350 | 39.5 |
| **35** | 0.01594 | 1,540 | 0.00321 | 96,619 | 479,248 | 0.98024 | 3,363,132 | 34.8 |
| **40** | 0.02365 | 2,249 | 0.00479 | 95,080 | 469,776 | 0.96975 | 2,883,885 | 30.3 |
| **45** | 0.03701 | 3,436 | 0.00754 | 92,831 | 455,564 | 0.93941 | 2,414,109 | 26.0 |
| **50** | 0.08508 | 7,605 | 0.01777 | 89,395 | 427,962 | 0.91196 | 1,958,545 | 21.9 |
| **55** | 0.09129 | 7,466 | 0.01913 | 81,790 | 390,282 | 0.88978 | 1,530,583 | 18.7 |
| **60** | 0.13106 | 9,741 | 0.02805 | 74,323 | 347,264 | 0.83293 | 1,140,301 | 15.3 |
| **65** | 0.20851 | 13,466 | 0.04655 | 64,582 | 289,247 | 0.75610 | 793,037 | 12.3 |
| **70** | 0.28862 | 14,753 | 0.06746 | 51,116 | 218,699 | 0.70084 | 503,790 | 9.9 |
| **75** | 0.31397 | 11,417 | 0.07449 | 36,363 | 153,273 | 0.46237 [c] | 285,091 | 7.8 |
| **80+** | 1.00000 | 24,946 | 0.18925 | 24,946 | 131,818 | - | 131,818 | 5.3 |
| **Lelaki** *Male* | | | | | | | | |
| **0** | 0.00576 | 576 | 0.00580 | 100,000 | 99,458 | 0.99197 [a] | 6,567,998 | 65.7 |
| **1** | 0.00496 | 493 | 0.00124 | 99,424 | 396,529 | 0.99731 [b] | 6,468,540 | 65.1 |
| **5** | 0.00000 | - | 0.00000 | 98,931 | 494,653 | 1.00000 | 6,072,011 | 61.4 |
| **10** | 0.00000 | - | 0.00000 | 98,931 | 494,653 | 0.99840 | 5,577,359 | 56.4 |
| **15** | 0.00320 | 317 | 0.00064 | 98,931 | 493,860 | 0.99840 | 5,082,706 | 51.4 |
| **20** | 0.00000 | - | 0.00000 | 98,614 | 493,068 | 0.99384 | 4,588,846 | 46.5 |
| **25** | 0.01233 | 1,215 | 0.00248 | 98,614 | 490,029 | 0.98912 | 4,095,778 | 41.5 |
| **30** | 0.00942 | 918 | 0.00189 | 97,398 | 484,697 | 0.98346 | 3,605,749 | 37.0 |
| **35** | 0.02373 | 2,290 | 0.00480 | 96,481 | 476,679 | 0.97444 | 3,121,053 | 32.3 |
| **40** | 0.02742 | 2,583 | 0.00556 | 94,191 | 464,497 | 0.96211 | 2,644,374 | 28.1 |
| **45** | 0.04864 | 4,456 | 0.00997 | 91,608 | 446,899 | 0.91736 | 2,179,877 | 23.8 |
| **50** | 0.11837 | 10,316 | 0.02516 | 87,152 | 409,968 | 0.89099 | 1,732,978 | 19.9 |
| **55** | 0.09839 | 7,560 | 0.02070 | 76,836 | 365,277 | 0.88205 | 1,323,010 | 17.2 |
| **60** | 0.13965 | 9,674 | 0.03003 | 69,275 | 322,191 | 0.79862 | 957,733 | 13.8 |
| **65** | 0.27314 | 16,280 | 0.06327 | 59,601 | 257,307 | 0.70177 | 635,542 | 10.7 |
| **70** | 0.33275 | 14,415 | 0.07983 | 43,322 | 180,570 | 0.63808 | 378,234 | 8.7 |
| **75** | 0.40564 | 11,726 | 0.10177 | 28,906 | 115,218 | 0.41710 [c] | 197,664 | 6.8 |
| **80+** | 1.00000 | 17,181 | 0.20839 | 17,181 | 82,447 | - | 82,447 | 4.8 |
| **Perempuan** *Female* | | | | | | | | |
| **0** | 0.01570 | 1,570 | 0.01592 | 100,000 | 98,583 | 0.98461 [a] | 7,111,847 | 71.1 |
| **1** | 0.00000 | - | 0.00000 | 98,430 | 393,721 | 0.99969 [b] | 7,013,265 | 71.3 |
| **5** | 0.00000 | - | 0.00000 | 98,430 | 492,151 | 1.00000 | 6,619,544 | 67.3 |
| **10** | 0.00000 | - | 0.00000 | 98,430 | 492,151 | 1.00000 | 6,127,394 | 62.3 |
| **15** | 0.00000 | - | 0.00000 | 98,430 | 492,151 | 0.99799 | 5,635,243 | 57.3 |
| **20** | 0.00403 | 396 | 0.00081 | 98,430 | 491,160 | 0.99552 | 5,143,092 | 52.3 |
| **25** | 0.00494 | 485 | 0.00099 | 98,034 | 488,958 | 0.99358 | 4,651,932 | 47.5 |
| **30** | 0.00790 | 771 | 0.00159 | 97,549 | 485,820 | 0.99224 | 4,162,974 | 42.7 |
| **35** | 0.00761 | 736 | 0.00153 | 96,779 | 482,052 | 0.98649 | 3,677,155 | 38.0 |
| **40** | 0.01945 | 1,868 | 0.00393 | 96,042 | 475,541 | 0.97842 | 3,195,103 | 33.3 |
| **45** | 0.02375 | 2,237 | 0.00481 | 94,174 | 465,279 | 0.96409 | 2,719,562 | 28.9 |
| **50** | 0.04836 | 4,446 | 0.00991 | 91,937 | 448,572 | 0.93469 | 2,254,283 | 24.5 |
| **55** | 0.08314 | 7,274 | 0.01735 | 87,492 | 419,274 | 0.89876 | 1,805,711 | 20.6 |
| **60** | 0.12100 | 9,706 | 0.02576 | 80,218 | 376,824 | 0.87496 | 1,386,437 | 17.3 |
| **65** | 0.12963 | 9,140 | 0.02772 | 70,512 | 329,708 | 0.81570 | 1,009,612 | 14.3 |
| **70** | 0.24712 | 15,166 | 0.05639 | 61,371 | 268,942 | 0.75575 | 679,904 | 11.1 |
| **75** | 0.24045 | 11,110 | 0.05466 | 46,206 | 203,252 | 0.50542 [c] | 410,962 | 8.9 |
| **80+** | 1.00000 | 35,095 | 0.16896 | 35,095 | 207,710 | - | 207,710 | 5.9 |

**Nota:** *Notes:*

[a] **Daripada umur 0 hingga kumpulan umur 1-4**
*From age of 0 to age group 1-4*

[b] **Daripada umur 0, kumpulan umur 1-4 hingga kumpulan umur 5-9**
*From age of 0, age group 1-4 to age group 5-9*

[c] **Daripada umur 75 hingga 80+**
*From age of 75 to 80+*

[e] **Anggaran**
*Estimates*

**Muka surat ini sengaja dibiarkan kosong**

*This page is deliberately left blank*

# NEGERI & DAERAH PENTADBIRAN

## *STATE & ADMINISTRATIVE DISTRICT*

# SARAWAK

# 2026e

**Muka surat ini sengaja dibiarkan kosong**

*This page is deliberately left blank*

**Jadual 5.11: Jadual hayat ringkas mengikut jantina dan umur, Sarawak, 2026[e]**

*Table 5.11: Abridged life table by sex and age, Sarawak, 2026 [e]*

| **Umur** *Age* | **Kebarangkalian mati di antara umur x dan umur x+n** *Probability of dying between age x and age x+n* | **Bilangan kematian di antara umur x dan umur x+n** *Number of deaths between age x and age x+n* | **Kadar tengah mortaliti di antara umur x dan umur x+n** *Central mortality rate between age x and age x+n* | **Penakat (orang yang masih hidup) pada umur tepat x** *Survivors at exact age x* | **Bilangan orang hidup-tahun di antara umur x dan umur x+n** *Number of person-years lived between age x and age x+n* | **Nisbah ketakatan** *Survival ratio* | **Jumlah bilangan orang hidup-tahun selepas umur tepat x** *Total number of person-years lived after exact age x* | **Jangkaan hayat** *Life expectancy* |
|---|---|---|---|---|---|---|---|---|
| **x** | $_nq_x$ | $_nd_x$ | $_nm_x$ | $l_x$ | $_nL_x$ | $_nS_x$ | $T_x$ | $e_x$ |
| **Lelaki dan Perempuan** *Both sexes* | | | | | | | | |
| **0** | 0.00639 | 639 | 0.00643 | 100,000 | 99,405 | 0.99294 [a] | 7,554,813 | 75.5 |
| **1** | 0.00154 | 153 | 0.00039 | 99,361 | 397,063 | 0.99865 [b] | 7,455,408 | 75.0 |
| **5** | 0.00096 | 96 | 0.00019 | 99,208 | 495,800 | 0.99887 | 7,058,345 | 71.1 |
| **10** | 0.00130 | 129 | 0.00026 | 99,112 | 495,239 | 0.99830 | 6,562,546 | 66.2 |
| **15** | 0.00210 | 208 | 0.00042 | 98,983 | 494,396 | 0.99718 | 6,067,307 | 61.3 |
| **20** | 0.00353 | 349 | 0.00071 | 98,775 | 493,003 | 0.99619 | 5,572,911 | 56.4 |
| **25** | 0.00409 | 403 | 0.00082 | 98,426 | 491,123 | 0.99413 | 5,079,908 | 51.6 |
| **30** | 0.00765 | 750 | 0.00154 | 98,023 | 488,242 | 0.99051 | 4,588,785 | 46.8 |
| **35** | 0.01134 | 1,103 | 0.00228 | 97,274 | 483,610 | 0.98662 | 4,100,543 | 42.2 |
| **40** | 0.01544 | 1,485 | 0.00311 | 96,170 | 477,139 | 0.98131 | 3,616,933 | 37.6 |
| **45** | 0.02199 | 2,082 | 0.00445 | 94,685 | 468,222 | 0.97257 | 3,139,794 | 33.2 |
| **50** | 0.03300 | 3,056 | 0.00671 | 92,603 | 455,377 | 0.96075 | 2,671,572 | 28.8 |
| **55** | 0.04572 | 4,094 | 0.00936 | 89,547 | 437,502 | 0.94943 | 2,216,195 | 24.7 |
| **60** | 0.05566 | 4,756 | 0.01145 | 85,454 | 415,378 | 0.93077 | 1,778,693 | 20.8 |
| **65** | 0.08360 | 6,746 | 0.01745 | 80,698 | 386,623 | 0.89376 | 1,363,315 | 16.9 |
| **70** | 0.13095 | 9,684 | 0.02803 | 73,952 | 345,548 | 0.82844 | 976,692 | 13.2 |
| **75** | 0.21829 | 14,029 | 0.04901 | 64,268 | 286,264 | 0.54644 [c] | 631,145 | 9.8 |
| **80+** | 1.00000 | 50,238 | 0.14567 | 50,238 | 344,880 | - | 344,880 | 6.9 |
| **Lelaki** *Male* | | | | | | | | |
| **0** | 0.00639 | 639 | 0.00643 | 100,000 | 99,400 | 0.99278 [a] | 7,330,101 | 73.3 |
| **1** | 0.00193 | 191 | 0.00048 | 99,361 | 396,992 | 0.99859 [b] | 7,230,701 | 72.8 |
| **5** | 0.00062 | 62 | 0.00012 | 99,170 | 495,695 | 0.99898 | 6,833,709 | 68.9 |
| **10** | 0.00142 | 141 | 0.00028 | 99,108 | 495,188 | 0.99764 | 6,338,014 | 64.0 |
| **15** | 0.00330 | 327 | 0.00066 | 98,967 | 494,020 | 0.99573 | 5,842,826 | 59.0 |
| **20** | 0.00524 | 517 | 0.00105 | 98,641 | 491,910 | 0.99433 | 5,348,807 | 54.2 |
| **25** | 0.00611 | 599 | 0.00122 | 98,123 | 489,119 | 0.99156 | 4,856,897 | 49.5 |
| **30** | 0.01078 | 1,051 | 0.00217 | 97,524 | 484,993 | 0.98703 | 4,367,778 | 44.8 |
| **35** | 0.01518 | 1,465 | 0.00306 | 96,473 | 478,703 | 0.98212 | 3,882,786 | 40.2 |
| **40** | 0.02062 | 1,959 | 0.00417 | 95,008 | 470,144 | 0.97610 | 3,404,083 | 35.8 |
| **45** | 0.02724 | 2,534 | 0.00552 | 93,049 | 458,909 | 0.96511 | 2,933,939 | 31.5 |
| **50** | 0.04275 | 3,869 | 0.00874 | 90,515 | 442,900 | 0.95079 | 2,475,030 | 27.3 |
| **55** | 0.05596 | 4,849 | 0.01152 | 86,645 | 421,104 | 0.93883 | 2,032,130 | 23.5 |
| **60** | 0.06668 | 5,454 | 0.01380 | 81,796 | 395,346 | 0.91723 | 1,611,026 | 19.7 |
| **65** | 0.10002 | 7,636 | 0.02106 | 76,342 | 362,622 | 0.87461 | 1,215,680 | 15.9 |
| **70** | 0.15358 | 10,552 | 0.03327 | 68,707 | 317,153 | 0.80229 | 853,058 | 12.4 |
| **75** | 0.24984 | 14,529 | 0.05710 | 58,155 | 254,451 | 0.52519 [c] | 535,904 | 9.2 |
| **80+** | 1.00000 | 43,625 | 0.15500 | 43,625 | 281,454 | - | 281,454 | 6.5 |
| **Perempuan** *Female* | | | | | | | | |
| **0** | 0.00639 | 639 | 0.00643 | 100,000 | 99,405 | 0.99314 [a] | 7,810,990 | 78.1 |
| **1** | 0.00113 | 113 | 0.00028 | 99,361 | 397,163 | 0.99868 [b] | 7,711,585 | 77.6 |
| **5** | 0.00132 | 131 | 0.00026 | 99,248 | 495,913 | 0.99875 | 7,314,422 | 73.7 |
| **10** | 0.00117 | 116 | 0.00023 | 99,117 | 495,295 | 0.99902 | 6,818,509 | 68.8 |
| **15** | 0.00079 | 78 | 0.00016 | 99,001 | 494,809 | 0.99881 | 6,323,214 | 63.9 |
| **20** | 0.00159 | 158 | 0.00032 | 98,923 | 494,220 | 0.99830 | 5,828,405 | 58.9 |
| **25** | 0.00181 | 178 | 0.00036 | 98,765 | 493,380 | 0.99705 | 5,334,185 | 54.0 |
| **30** | 0.00409 | 404 | 0.00082 | 98,587 | 491,925 | 0.99444 | 4,840,805 | 49.1 |
| **35** | 0.00703 | 691 | 0.00141 | 98,183 | 489,190 | 0.99158 | 4,348,881 | 44.3 |
| **40** | 0.00982 | 957 | 0.00197 | 97,493 | 485,071 | 0.98683 | 3,859,691 | 39.6 |
| **45** | 0.01656 | 1,599 | 0.00334 | 96,536 | 478,682 | 0.98017 | 3,374,620 | 35.0 |
| **50** | 0.02315 | 2,198 | 0.00469 | 94,937 | 469,189 | 0.97075 | 2,895,939 | 30.5 |
| **55** | 0.03549 | 3,291 | 0.00723 | 92,739 | 455,466 | 0.96010 | 2,426,750 | 26.2 |
| **60** | 0.04448 | 3,979 | 0.00910 | 89,448 | 437,291 | 0.94435 | 1,971,283 | 22.0 |
| **65** | 0.06733 | 5,755 | 0.01394 | 85,469 | 412,957 | 0.91281 | 1,533,992 | 17.9 |
| **70** | 0.10847 | 8,647 | 0.02294 | 79,714 | 376,953 | 0.85358 | 1,121,035 | 14.1 |
| **75** | 0.18898 | 13,430 | 0.04174 | 71,067 | 321,760 | 0.56757 [c] | 744,082 | 10.5 |
| **80+** | 1.00000 | 57,637 | 0.13648 | 57,637 | 422,322 | - | 422,322 | 7.3 |

**Nota:** *Notes:*

[a] **Daripada umur 0 hingga kumpulan umur 1-4**
*From age of 0 to age group 1-4*

[b] **Daripada umur 0, kumpulan umur 1-4 hingga kumpulan umur 5-9**
*From age of 0, age group 1-4 to age group 5-9*

[c] **Daripada umur 75 hingga 80+**
*From age of 75 to 80+*

[e] **Anggaran**
*Estimates*

**Jadual 5.11.1: Jadual hayat ringkas mengikut jantina dan umur, Kuching, Sarawak, 2026[e]**

*Table 5.11.1: Abridged life table by sex and age, Kuching, Sarawak, 2026 [e]*

| **Umur** *Age* | **Kebarangkalian mati di antara umur x dan umur x+n** *Probability of dying between age x and age x+n* | **Bilangan kematian di antara umur x dan umur x+n** *Number of deaths between age x and age x+n* | **Kadar tengah mortaliti di antara umur x dan umur x+n** *Central mortality rate between age x and age x+n* | **Penakat (orang yang masih hidup) pada umur tepat x** *Survivors at exact age x* | **Bilangan orang hidup-tahun di antara umur x dan umur x+n** *Number of person-years lived between age x and age x+n* | **Nisbah ketakatan** *Survival ratio* | **Jumlah bilangan orang hidup-tahun selepas umur tepat x** *Total number of person-years lived after exact age x* | **Jangkaan hayat** *Life expectancy* |
|---|---|---|---|---|---|---|---|---|
| **x** | $_nq_x$ | $_nd_x$ | $_nm_x$ | $l_x$ | $_nL_x$ | $_nS_x$ | $T_x$ | $e_x$ |
| **Lelaki dan Perempuan** *Both sexes* | | | | | | | | |
| **0** | 0.00706 | 706 | 0.00711 | 100,000 | 99,344 | 0.99261 [a] | 7,732,715 | 77.3 |
| **1** | 0.00087 | 87 | 0.00022 | 99,294 | 396,959 | 0.99921 [b] | 7,633,371 | 76.9 |
| **5** | 0.00050 | 49 | 0.00010 | 99,207 | 495,911 | 0.99897 | 7,236,412 | 72.9 |
| **10** | 0.00157 | 156 | 0.00031 | 99,158 | 495,399 | 0.99841 | 6,740,501 | 68.0 |
| **15** | 0.00160 | 158 | 0.00032 | 99,002 | 494,613 | 0.99772 | 6,245,103 | 63.1 |
| **20** | 0.00296 | 293 | 0.00059 | 98,843 | 493,485 | 0.99687 | 5,750,489 | 58.2 |
| **25** | 0.00331 | 326 | 0.00066 | 98,551 | 491,938 | 0.99548 | 5,257,004 | 53.3 |
| **30** | 0.00573 | 563 | 0.00115 | 98,225 | 489,716 | 0.99332 | 4,765,066 | 48.5 |
| **35** | 0.00764 | 746 | 0.00153 | 97,662 | 486,445 | 0.99013 | 4,275,350 | 43.8 |
| **40** | 0.01212 | 1,174 | 0.00244 | 96,916 | 481,644 | 0.98560 | 3,788,905 | 39.1 |
| **45** | 0.01670 | 1,599 | 0.00337 | 95,742 | 474,711 | 0.97879 | 3,307,261 | 34.5 |
| **50** | 0.02580 | 2,429 | 0.00523 | 94,143 | 464,640 | 0.96720 | 2,832,550 | 30.1 |
| **55** | 0.03998 | 3,667 | 0.00816 | 91,713 | 449,401 | 0.95655 | 2,367,910 | 25.8 |
| **60** | 0.04706 | 4,143 | 0.00964 | 88,047 | 429,876 | 0.93867 | 1,918,509 | 21.8 |
| **65** | 0.07631 | 6,403 | 0.01587 | 83,904 | 403,512 | 0.90429 | 1,488,633 | 17.7 |
| **70** | 0.11671 | 9,045 | 0.02479 | 77,501 | 364,892 | 0.85501 | 1,085,122 | 14.0 |
| **75** | 0.17700 | 12,117 | 0.03884 | 68,456 | 311,987 | 0.56682 [c] | 720,230 | 10.5 |
| **80+** | 1.00000 | 56,339 | 0.13800 | 56,339 | 408,243 | - | 408,243 | 7.2 |
| **Lelaki** *Male* | | | | | | | | |
| **0** | 0.00664 | 664 | 0.00668 | 100,000 | 99,377 | 0.99318 [a] | 7,507,273 | 75.1 |
| **1** | 0.00056 | 56 | 0.00014 | 99,336 | 397,212 | 0.99938 [b] | 7,407,896 | 74.6 |
| **5** | 0.00049 | 48 | 0.00010 | 99,280 | 496,280 | 0.99856 | 7,010,683 | 70.6 |
| **10** | 0.00240 | 238 | 0.00048 | 99,232 | 495,565 | 0.99757 | 6,514,403 | 65.6 |
| **15** | 0.00247 | 244 | 0.00049 | 98,994 | 494,360 | 0.99666 | 6,018,838 | 60.8 |
| **20** | 0.00422 | 417 | 0.00085 | 98,750 | 492,708 | 0.99569 | 5,524,478 | 55.9 |
| **25** | 0.00439 | 432 | 0.00088 | 98,333 | 490,586 | 0.99374 | 5,031,771 | 51.2 |
| **30** | 0.00814 | 797 | 0.00164 | 97,901 | 487,514 | 0.99089 | 4,541,185 | 46.4 |
| **35** | 0.01009 | 980 | 0.00203 | 97,104 | 483,072 | 0.98678 | 4,053,671 | 41.7 |
| **40** | 0.01639 | 1,575 | 0.00330 | 96,125 | 476,685 | 0.98102 | 3,570,598 | 37.1 |
| **45** | 0.02162 | 2,044 | 0.00437 | 94,549 | 467,636 | 0.97238 | 3,093,913 | 32.7 |
| **50** | 0.03375 | 3,122 | 0.00687 | 92,505 | 454,720 | 0.95598 | 2,626,277 | 28.4 |
| **55** | 0.05464 | 4,884 | 0.01123 | 89,383 | 434,705 | 0.94544 | 2,171,557 | 24.3 |
| **60** | 0.05447 | 4,603 | 0.01120 | 84,499 | 410,989 | 0.92779 | 1,736,851 | 20.6 |
| **65** | 0.09096 | 7,268 | 0.01906 | 79,896 | 381,312 | 0.87975 | 1,325,863 | 16.6 |
| **70** | 0.15246 | 11,073 | 0.03301 | 72,628 | 335,460 | 0.82398 | 944,551 | 13.0 |
| **75** | 0.20382 | 12,546 | 0.04539 | 61,556 | 276,412 | 0.54619 [c] | 609,091 | 9.9 |
| **80+** | 1.00000 | 49,009 | 0.14732 | 49,009 | 332,679 | - | 332,679 | 6.8 |
| **Perempuan** *Female* | | | | | | | | |
| **0** | 0.00757 | 757 | 0.00763 | 100,000 | 99,298 | 0.99194 [a] | 7,973,137 | 79.7 |
| **1** | 0.00121 | 120 | 0.00030 | 99,243 | 396,673 | 0.99903 [b] | 7,873,839 | 79.3 |
| **5** | 0.00051 | 50 | 0.00010 | 99,123 | 495,489 | 0.99940 | 7,477,166 | 75.4 |
| **10** | 0.00069 | 69 | 0.00014 | 99,073 | 495,192 | 0.99932 | 6,981,676 | 70.5 |
| **15** | 0.00067 | 66 | 0.00013 | 99,004 | 494,855 | 0.99887 | 6,486,485 | 65.5 |
| **20** | 0.00160 | 158 | 0.00032 | 98,938 | 494,296 | 0.99814 | 5,991,629 | 60.6 |
| **25** | 0.00212 | 209 | 0.00042 | 98,780 | 493,378 | 0.99733 | 5,497,333 | 55.7 |
| **30** | 0.00323 | 318 | 0.00065 | 98,571 | 492,059 | 0.99580 | 5,003,955 | 50.8 |
| **35** | 0.00517 | 508 | 0.00104 | 98,253 | 489,992 | 0.99351 | 4,511,896 | 45.9 |
| **40** | 0.00781 | 764 | 0.00157 | 97,744 | 486,812 | 0.99013 | 4,021,904 | 41.1 |
| **45** | 0.01194 | 1,158 | 0.00240 | 96,980 | 482,008 | 0.98506 | 3,535,092 | 36.5 |
| **50** | 0.01798 | 1,723 | 0.00363 | 95,823 | 474,807 | 0.97801 | 3,053,085 | 31.9 |
| **55** | 0.02607 | 2,453 | 0.00528 | 94,100 | 464,368 | 0.96717 | 2,578,278 | 27.4 |
| **60** | 0.03978 | 3,645 | 0.00812 | 91,647 | 449,121 | 0.94905 | 2,113,910 | 23.1 |
| **65** | 0.06260 | 5,508 | 0.01292 | 88,002 | 426,237 | 0.92700 | 1,664,789 | 18.9 |
| **70** | 0.08411 | 6,938 | 0.01756 | 82,493 | 395,120 | 0.88306 | 1,238,552 | 15.0 |
| **75** | 0.15280 | 11,545 | 0.03309 | 75,555 | 348,913 | 0.58632 [c] | 843,432 | 11.2 |
| **80+** | 1.00000 | 64,010 | 0.12944 | 64,010 | 494,520 | - | 494,520 | 7.7 |

**Nota:** *Notes:*

[a] **Daripada umur 0 hingga kumpulan umur 1-4**
*From age of 0 to age group 1-4*

[b] **Daripada umur 0, kumpulan umur 1-4 hingga kumpulan umur 5-9**
*From age of 0, age group 1-4 to age group 5-9*

[c] **Daripada umur 75 hingga 80+**
*From age of 75 to 80+*

[e] **Anggaran**
*Estimates*

**Jadual 5.11.2: Jadual hayat ringkas mengikut jantina dan umur, Bau, Sarawak, 2026[e]**
*Table 5.11.2: Abridged life table by sex and age, Bau, Sarawak, 2026 [e]*

| **Umur** *Age* | **Kebarangkalian mati di antara umur x dan umur x+n** *Probability of dying between age x and age x+n* | **Bilangan kematian di antara umur x dan umur x+n** *Number of deaths between age x and age x+n* | **Kadar tengah mortaliti di antara umur x dan umur x+n** *Central mortality rate between age x and age x+n* | **Penakat (orang yang masih hidup) pada umur tepat x** *Survivors at exact age x* | **Bilangan orang hidup-tahun di antara umur x dan umur x+n** *Number of person-years lived between age x and age x+n* | **Nisbah ketakatan** *Survival ratio* | **Jumlah bilangan orang hidup-tahun selepas umur tepat x** *Total number of person-years lived after exact age x* | **Jangkaan hayat** *Life expectancy* |
|---|---|---|---|---|---|---|---|---|
| **x** | $_nq_x$ | $_nd_x$ | $_nm_x$ | $l_x$ | $_nL_x$ | $_nS_x$ | $T_x$ | $e_x$ |
| **Lelaki dan Perempuan** *Both sexes* | | | | | | | | |
| **0** | 0.00738 | 738 | 0.00743 | 100,000 | 99,315 | 0.99140 [a] | 7,472,818 | 74.7 |
| **1** | 0.00268 | 266 | 0.00067 | 99,262 | 396,387 | 0.99855 [b] | 7,373,503 | 74.3 |
| **5** | 0.00000 | - | 0.00000 | 98,996 | 494,982 | 1.00000 | 6,977,116 | 70.5 |
| **10** | 0.00000 | - | 0.00000 | 98,996 | 494,982 | 0.99870 | 6,482,135 | 65.5 |
| **15** | 0.00261 | 258 | 0.00052 | 98,996 | 494,336 | 0.99495 | 5,987,153 | 60.5 |
| **20** | 0.00749 | 740 | 0.00150 | 98,738 | 491,842 | 0.99404 | 5,492,817 | 55.6 |
| **25** | 0.00441 | 432 | 0.00088 | 97,999 | 488,912 | 0.98997 | 5,000,975 | 51.0 |
| **30** | 0.01568 | 1,530 | 0.00316 | 97,566 | 484,006 | 0.98898 | 4,512,063 | 46.2 |
| **35** | 0.00628 | 603 | 0.00126 | 96,036 | 478,673 | 0.98822 | 4,028,058 | 41.9 |
| **40** | 0.01731 | 1,652 | 0.00349 | 95,433 | 473,036 | 0.98220 | 3,549,385 | 37.2 |
| **45** | 0.01831 | 1,717 | 0.00369 | 93,781 | 464,614 | 0.97368 | 3,076,349 | 32.8 |
| **50** | 0.03449 | 3,175 | 0.00702 | 92,064 | 452,384 | 0.95631 | 2,611,735 | 28.4 |
| **55** | 0.05323 | 4,732 | 0.01094 | 88,889 | 432,617 | 0.94648 | 2,159,351 | 24.3 |
| **60** | 0.05382 | 4,529 | 0.01106 | 84,158 | 409,465 | 0.92215 | 1,726,733 | 20.5 |
| **65** | 0.10325 | 8,222 | 0.02177 | 79,628 | 377,586 | 0.87461 | 1,317,269 | 16.5 |
| **70** | 0.15007 | 10,716 | 0.03245 | 71,406 | 330,242 | 0.83199 | 939,682 | 13.2 |
| **75** | 0.18913 | 11,478 | 0.04178 | 60,691 | 274,757 | 0.54916 [c] | 609,440 | 10.0 |
| **80+** | 1.00000 | 49,212 | 0.14704 | 49,212 | 334,683 | - | 334,683 | 6.8 |
| **Lelaki** *Male* | | | | | | | | |
| **0** | 0.00581 | 581 | 0.00585 | 100,000 | 99,453 | 0.99189 [a] | 7,132,156 | 71.3 |
| **1** | 0.00503 | 501 | 0.00126 | 99,419 | 396,491 | 0.99727 [b] | 7,032,703 | 70.7 |
| **5** | 0.00000 | - | 0.00000 | 98,918 | 494,590 | 1.00000 | 6,636,212 | 67.1 |
| **10** | 0.00000 | - | 0.00000 | 98,918 | 494,590 | 0.99749 | 6,141,622 | 62.1 |
| **15** | 0.00502 | 496 | 0.00101 | 98,918 | 493,350 | 0.99248 | 5,647,031 | 57.1 |
| **20** | 0.01004 | 988 | 0.00202 | 98,422 | 489,640 | 0.99194 | 5,153,681 | 52.4 |
| **25** | 0.00606 | 591 | 0.00122 | 97,434 | 485,693 | 0.98634 | 4,664,041 | 47.9 |
| **30** | 0.02130 | 2,063 | 0.00431 | 96,843 | 479,058 | 0.98562 | 4,178,348 | 43.1 |
| **35** | 0.00730 | 692 | 0.00147 | 94,780 | 472,169 | 0.98276 | 3,699,290 | 39.0 |
| **40** | 0.02725 | 2,564 | 0.00552 | 94,088 | 464,029 | 0.96992 | 3,227,121 | 34.3 |
| **45** | 0.03298 | 3,019 | 0.00671 | 91,524 | 450,073 | 0.96358 | 2,763,092 | 30.2 |
| **50** | 0.03998 | 3,538 | 0.00816 | 88,505 | 433,681 | 0.94427 | 2,313,018 | 26.1 |
| **55** | 0.07214 | 6,130 | 0.01497 | 84,967 | 409,512 | 0.92674 | 1,879,337 | 22.1 |
| **60** | 0.07447 | 5,871 | 0.01547 | 78,837 | 379,510 | 0.89327 | 1,469,825 | 18.6 |
| **65** | 0.14158 | 10,331 | 0.03047 | 72,966 | 339,005 | 0.82998 | 1,090,316 | 14.9 |
| **70** | 0.20316 | 12,725 | 0.04523 | 62,636 | 281,366 | 0.79584 | 751,310 | 12.0 |
| **75** | 0.20542 | 10,253 | 0.04579 | 49,911 | 223,921 | 0.52351 [c] | 469,944 | 9.4 |
| **80+** | 1.00000 | 39,658 | 0.16120 | 39,658 | 246,022 | - | 246,022 | 6.2 |
| **Perempuan** *Female* | | | | | | | | |
| **0** | 0.00900 | 900 | 0.00907 | 100,000 | 99,170 | 0.99114 [a] | 7,895,130 | 79.0 |
| **1** | 0.00000 | - | 0.00000 | 99,100 | 396,402 | 0.99986 [b] | 7,795,960 | 78.7 |
| **5** | 0.00000 | - | 0.00000 | 99,100 | 495,502 | 1.00000 | 7,399,558 | 74.7 |
| **10** | 0.00000 | - | 0.00000 | 99,100 | 495,502 | 1.00000 | 6,904,056 | 69.7 |
| **15** | 0.00000 | - | 0.00000 | 99,100 | 495,502 | 0.99771 | 6,408,554 | 64.7 |
| **20** | 0.00458 | 454 | 0.00092 | 99,100 | 494,367 | 0.99649 | 5,913,051 | 59.7 |
| **25** | 0.00243 | 239 | 0.00049 | 98,646 | 492,633 | 0.99407 | 5,418,685 | 54.9 |
| **30** | 0.00945 | 930 | 0.00190 | 98,407 | 489,710 | 0.99267 | 4,926,051 | 50.1 |
| **35** | 0.00518 | 505 | 0.00104 | 97,477 | 486,121 | 0.99434 | 4,436,342 | 45.5 |
| **40** | 0.00613 | 595 | 0.00123 | 96,972 | 483,371 | 0.99525 | 3,950,220 | 40.7 |
| **45** | 0.00336 | 324 | 0.00067 | 96,377 | 481,076 | 0.98413 | 3,466,849 | 36.0 |
| **50** | 0.02842 | 2,730 | 0.00577 | 96,053 | 473,442 | 0.96939 | 2,985,773 | 31.1 |
| **55** | 0.03287 | 3,067 | 0.00668 | 93,324 | 458,950 | 0.96767 | 2,512,331 | 26.9 |
| **60** | 0.03179 | 2,869 | 0.00646 | 90,257 | 444,110 | 0.95372 | 2,053,381 | 22.8 |
| **65** | 0.06125 | 5,352 | 0.01264 | 87,388 | 423,557 | 0.91981 | 1,609,270 | 18.4 |
| **70** | 0.10037 | 8,234 | 0.02113 | 82,035 | 389,591 | 0.86471 | 1,185,713 | 14.5 |
| **75** | 0.17411 | 12,850 | 0.03814 | 73,801 | 336,883 | 0.57685 [c] | 796,122 | 10.8 |
| **80+** | 1.00000 | 60,952 | 0.13272 | 60,952 | 459,240 | - | 459,240 | 7.5 |

**Nota:** *Notes:*
[a] **Daripada umur 0 hingga kumpulan umur 1-4** *From age of 0 to age group 1-4*
[b] **Daripada umur 0, kumpulan umur 1-4 hingga kumpulan umur 5-9** *From age of 0, age group 1-4 to age group 5-9*
[c] **Daripada umur 75 hingga 80+** *From age of 75 to 80+*
[e] **Anggaran** *Estimates*

**Jadual 5.11.3: Jadual hayat ringkas mengikut jantina dan umur, Lundu, Sarawak, 2026[e]**

*Table 5.11.3: Abridged life table by sex and age, Lundu, Sarawak, 2026 [e]*

| **Umur** *Age* | **Kebarangkalian mati di antara umur x dan umur x+n** *Probability of dying between age x and age x+n* | **Bilangan kematian di antara umur x dan umur x+n** *Number of deaths between age x and age x+n* | **Kadar tengah mortaliti di antara umur x dan umur x+n** *Central mortality rate between age x and age x+n* | **Penakat (orang yang masih hidup) pada umur tepat x** *Survivors at exact age x* | **Bilangan orang hidup-tahun di antara umur x dan umur x+n** *Number of person-years lived between age x and age x+n* | **Nisbah ketakatan** *Survival ratio* | **Jumlah bilangan orang hidup-tahun selepas umur tepat x** *Total number of person-years lived after exact age x* | **Jangkaan hayat** *Life expectancy* |
|---|---|---|---|---|---|---|---|---|
| **x** | $_nq_x$ | $_nd_x$ | $_nm_x$ | $l_x$ | $_nL_x$ | $_nS_x$ | $T_x$ | $e_x$ |
| **Lelaki dan Perempuan** *Both sexes* | | | | | | | | |
| **0** | 0.00612 | 612 | 0.00615 | 100,000 | 99,430 | 0.99301 [a] | 7,422,742 | 74.2 |
| **1** | 0.00193 | 192 | 0.00048 | 99,388 | 397,076 | 0.99686 [b] | 7,323,311 | 73.7 |
| **5** | 0.00417 | 414 | 0.00084 | 99,196 | 494,946 | 0.99690 | 6,926,236 | 69.8 |
| **10** | 0.00202 | 200 | 0.00041 | 98,782 | 493,411 | 0.99813 | 6,431,289 | 65.1 |
| **15** | 0.00172 | 169 | 0.00034 | 98,582 | 492,488 | 0.99515 | 5,937,878 | 60.2 |
| **20** | 0.00798 | 786 | 0.00160 | 98,413 | 490,100 | 0.99055 | 5,445,390 | 55.3 |
| **25** | 0.01093 | 1,067 | 0.00220 | 97,627 | 485,468 | 0.98891 | 4,955,290 | 50.8 |
| **30** | 0.01126 | 1,087 | 0.00227 | 96,560 | 480,083 | 0.98644 | 4,469,822 | 46.3 |
| **35** | 0.01589 | 1,517 | 0.00320 | 95,473 | 473,572 | 0.98407 | 3,989,739 | 41.8 |
| **40** | 0.01598 | 1,501 | 0.00322 | 93,956 | 466,028 | 0.97423 | 3,516,167 | 37.4 |
| **45** | 0.03572 | 3,303 | 0.00727 | 92,455 | 454,018 | 0.96897 | 3,050,139 | 33.0 |
| **50** | 0.02616 | 2,332 | 0.00530 | 89,152 | 439,930 | 0.96723 | 2,596,122 | 29.1 |
| **55** | 0.03956 | 3,435 | 0.00807 | 86,820 | 425,513 | 0.94991 | 2,156,191 | 24.8 |
| **60** | 0.06106 | 5,091 | 0.01260 | 83,385 | 404,197 | 0.92980 | 1,730,679 | 20.8 |
| **65** | 0.07995 | 6,259 | 0.01666 | 78,294 | 375,821 | 0.90644 | 1,326,482 | 16.9 |
| **70** | 0.10837 | 7,806 | 0.02291 | 72,034 | 340,657 | 0.82759 | 950,661 | 13.2 |
| **75** | 0.24424 | 15,687 | 0.05564 | 64,228 | 281,924 | 0.53783 [c] | 610,004 | 9.5 |
| **80+** | 1.00000 | 48,541 | 0.14795 | 48,541 | 328,080 | - | 328,080 | 6.8 |
| **Lelaki** *Male* | | | | | | | | |
| **0** | 0.00803 | 803 | 0.00809 | 100,000 | 99,249 | 0.99034 [a] | 7,189,610 | 71.9 |
| **1** | 0.00368 | 365 | 0.00092 | 99,197 | 395,921 | 0.99795 [b] | 7,090,360 | 71.5 |
| **5** | 0.00000 | - | 0.00000 | 98,831 | 494,157 | 0.99809 | 6,694,439 | 67.7 |
| **10** | 0.00382 | 378 | 0.00077 | 98,831 | 493,213 | 0.99809 | 6,200,282 | 62.7 |
| **15** | 0.00000 | - | 0.00000 | 98,454 | 492,269 | 0.99431 | 5,707,069 | 58.0 |
| **20** | 0.01137 | 1,119 | 0.00229 | 98,454 | 489,470 | 0.98656 | 5,214,801 | 53.0 |
| **25** | 0.01553 | 1,512 | 0.00313 | 97,334 | 482,892 | 0.98573 | 4,725,330 | 48.5 |
| **30** | 0.01299 | 1,244 | 0.00261 | 95,822 | 476,001 | 0.98481 | 4,242,438 | 44.3 |
| **35** | 0.01742 | 1,647 | 0.00351 | 94,578 | 468,772 | 0.98091 | 3,766,437 | 39.8 |
| **40** | 0.02079 | 1,932 | 0.00420 | 92,931 | 459,824 | 0.97190 | 3,297,665 | 35.5 |
| **45** | 0.03556 | 3,236 | 0.00724 | 90,999 | 446,906 | 0.96630 | 2,837,840 | 31.2 |
| **50** | 0.03177 | 2,789 | 0.00646 | 87,763 | 431,845 | 0.95585 | 2,390,935 | 27.2 |
| **55** | 0.05693 | 4,837 | 0.01172 | 84,975 | 412,780 | 0.93220 | 1,959,090 | 23.1 |
| **60** | 0.07932 | 6,357 | 0.01652 | 80,137 | 384,795 | 0.90982 | 1,546,310 | 19.3 |
| **65** | 0.10197 | 7,524 | 0.02149 | 73,781 | 350,094 | 0.87516 | 1,161,514 | 15.7 |
| **70** | 0.15031 | 9,959 | 0.03250 | 66,257 | 306,388 | 0.79678 | 811,420 | 12.2 |
| **75** | 0.26549 | 14,946 | 0.06122 | 56,298 | 244,124 | 0.51662 [c] | 505,032 | 9.0 |
| **80+** | 1.00000 | 41,352 | 0.15849 | 41,352 | 260,908 | - | 260,908 | 6.3 |
| **Perempuan** *Female* | | | | | | | | |
| **0** | 0.00414 | 414 | 0.00416 | 100,000 | 99,612 | 0.99591 [a] | 7,708,936 | 77.1 |
| **1** | 0.00000 | - | 0.00000 | 99,586 | 398,344 | 0.99568 [b] | 7,609,324 | 76.4 |
| **5** | 0.00854 | 850 | 0.00172 | 99,586 | 495,804 | 0.99571 | 7,210,980 | 72.4 |
| **10** | 0.00000 | - | 0.00000 | 98,735 | 493,677 | 0.99817 | 6,715,177 | 68.0 |
| **15** | 0.00365 | 361 | 0.00073 | 98,735 | 492,776 | 0.99635 | 6,221,499 | 63.0 |
| **20** | 0.00364 | 358 | 0.00073 | 98,375 | 490,978 | 0.99598 | 5,728,724 | 58.2 |
| **25** | 0.00440 | 432 | 0.00088 | 98,016 | 489,003 | 0.99335 | 5,237,746 | 53.4 |
| **30** | 0.00890 | 868 | 0.00179 | 97,585 | 485,753 | 0.98863 | 4,748,743 | 48.7 |
| **35** | 0.01386 | 1,340 | 0.00279 | 96,717 | 480,232 | 0.98800 | 4,262,990 | 44.1 |
| **40** | 0.01012 | 965 | 0.00203 | 95,376 | 474,469 | 0.97705 | 3,782,757 | 39.7 |
| **45** | 0.03592 | 3,391 | 0.00731 | 94,411 | 463,578 | 0.97191 | 3,308,289 | 35.0 |
| **50** | 0.01998 | 1,819 | 0.00404 | 91,020 | 450,554 | 0.97968 | 2,844,711 | 31.3 |
| **55** | 0.02066 | 1,843 | 0.00418 | 89,202 | 441,400 | 0.96846 | 2,394,156 | 26.8 |
| **60** | 0.04264 | 3,725 | 0.00871 | 87,359 | 427,480 | 0.94946 | 1,952,756 | 22.4 |
| **65** | 0.05879 | 4,916 | 0.01211 | 83,633 | 405,875 | 0.93673 | 1,525,276 | 18.2 |
| **70** | 0.06803 | 5,355 | 0.01408 | 78,717 | 380,197 | 0.85617 | 1,119,401 | 14.2 |
| **75** | 0.22517 | 16,519 | 0.05075 | 73,362 | 325,514 | 0.55964 [c] | 739,203 | 10.1 |
| **80+** | 1.00000 | 56,843 | 0.13741 | 56,843 | 413,690 | - | 413,690 | 7.3 |

**Nota:** *Notes:*

[a] **Daripada umur 0 hingga kumpulan umur 1-4**
*From age of 0 to age group 1-4*

[b] **Daripada umur 0, kumpulan umur 1-4 hingga kumpulan umur 5-9**
*From age of 0, age group 1-4 to age group 5-9*

[c] **Daripada umur 75 hingga 80+**
*From age of 75 to 80+*

[e] **Anggaran**
*Estimates*

**Jadual 5.11.4: Jadual hayat ringkas mengikut jantina dan umur, Samarahan, Sarawak, 2026[e]**

*Table 5.11.4: Abridged life table by sex and age, Samarahan, Sarawak, 2026 [e]*

| **Umur** *Age* | **Kebarangkalian mati di antara umur x dan umur x+n** *Probability of dying between age x and age x+n* | **Bilangan kematian di antara umur x dan umur x+n** *Number of deaths between age x and age x+n* | **Kadar tengah mortaliti di antara umur x dan umur x+n** *Central mortality rate between age x and age x+n* | **Penakat (orang yang masih hidup) pada umur tepat x** *Survivors at exact age x* | **Bilangan orang hidup-tahun di antara umur x dan umur x+n** *Number of person-years lived between age x and age x+n* | **Nisbah ketakatan** *Survival ratio* | **Jumlah bilangan orang hidup-tahun selepas umur tepat x** *Total number of person-years lived after exact age x* | **Jangkaan hayat** *Life expectancy* |
|---|---|---|---|---|---|---|---|---|
| **x** | $_nq_x$ | $_nd_x$ | $_nm_x$ | $l_x$ | $_nL_x$ | $_nS_x$ | $T_x$ | $e_x$ |
| **Lelaki dan Perempuan** *Both sexes* | | | | | | | | |
| **0** | 0.00733 | 733 | 0.00738 | 100,000 | 99,320 | 0.99137 [a] | 8,092,069 | 80.9 |
| **1** | 0.00285 | 283 | 0.00071 | 99,267 | 396,366 | 0.99819 [b] | 7,992,749 | 80.5 |
| **5** | 0.00055 | 54 | 0.00011 | 98,984 | 494,787 | 0.99945 | 7,596,383 | 76.7 |
| **10** | 0.00055 | 54 | 0.00011 | 98,930 | 494,517 | 0.99823 | 7,101,596 | 71.8 |
| **15** | 0.00300 | 297 | 0.00060 | 98,877 | 493,640 | 0.99781 | 6,607,078 | 66.8 |
| **20** | 0.00138 | 136 | 0.00028 | 98,579 | 492,557 | 0.99883 | 6,113,438 | 62.0 |
| **25** | 0.00096 | 95 | 0.00019 | 98,444 | 491,980 | 0.99673 | 5,620,881 | 57.1 |
| **30** | 0.00557 | 548 | 0.00112 | 98,349 | 490,374 | 0.99511 | 5,128,900 | 52.2 |
| **35** | 0.00420 | 411 | 0.00084 | 97,801 | 487,978 | 0.99638 | 4,638,526 | 47.4 |
| **40** | 0.00304 | 296 | 0.00061 | 97,390 | 486,209 | 0.99139 | 4,150,549 | 42.6 |
| **45** | 0.01420 | 1,379 | 0.00286 | 97,094 | 482,021 | 0.98534 | 3,664,339 | 37.7 |
| **50** | 0.01513 | 1,448 | 0.00305 | 95,715 | 474,954 | 0.98294 | 3,182,318 | 33.2 |
| **55** | 0.01902 | 1,793 | 0.00384 | 94,267 | 466,850 | 0.97322 | 2,707,364 | 28.7 |
| **60** | 0.03468 | 3,207 | 0.00706 | 92,473 | 454,350 | 0.95948 | 2,240,514 | 24.2 |
| **65** | 0.04657 | 4,157 | 0.00954 | 89,267 | 435,941 | 0.94176 | 1,786,164 | 20.0 |
| **70** | 0.07048 | 5,998 | 0.01461 | 85,110 | 410,553 | 0.90795 | 1,350,223 | 15.9 |
| **75** | 0.11526 | 9,119 | 0.02446 | 79,111 | 372,760 | 0.60331 [c] | 939,670 | 11.9 |
| **80+** | 1.00000 | 69,993 | 0.12346 | 69,993 | 566,909 | - | 566,909 | 8.1 |
| **Lelaki** *Male* | | | | | | | | |
| **0** | 0.00909 | 909 | 0.00917 | 100,000 | 99,153 | 0.98973 [a] | 7,913,146 | 79.1 |
| **1** | 0.00277 | 274 | 0.00069 | 99,091 | 395,713 | 0.99842 [b] | 7,813,993 | 78.9 |
| **5** | 0.00000 | - | 0.00000 | 98,817 | 494,084 | 0.99947 | 7,418,280 | 75.1 |
| **10** | 0.00107 | 105 | 0.00021 | 98,817 | 493,821 | 0.99706 | 6,924,196 | 70.1 |
| **15** | 0.00482 | 475 | 0.00097 | 98,711 | 492,369 | 0.99666 | 6,430,375 | 65.1 |
| **20** | 0.00187 | 183 | 0.00037 | 98,236 | 490,722 | 0.99814 | 5,938,006 | 60.4 |
| **25** | 0.00185 | 181 | 0.00037 | 98,053 | 489,812 | 0.99566 | 5,447,284 | 55.6 |
| **30** | 0.00684 | 670 | 0.00137 | 97,872 | 487,685 | 0.99280 | 4,957,472 | 50.7 |
| **35** | 0.00756 | 735 | 0.00152 | 97,202 | 484,175 | 0.99413 | 4,469,786 | 46.0 |
| **40** | 0.00416 | 401 | 0.00083 | 96,468 | 481,335 | 0.99073 | 3,985,612 | 41.3 |
| **45** | 0.01440 | 1,383 | 0.00290 | 96,066 | 476,874 | 0.97982 | 3,504,276 | 36.5 |
| **50** | 0.02604 | 2,465 | 0.00528 | 94,683 | 467,252 | 0.97764 | 3,027,403 | 32.0 |
| **55** | 0.01858 | 1,714 | 0.00375 | 92,218 | 456,805 | 0.97059 | 2,560,150 | 27.8 |
| **60** | 0.04043 | 3,659 | 0.00825 | 90,504 | 443,371 | 0.95555 | 2,103,346 | 23.2 |
| **65** | 0.04863 | 4,223 | 0.00997 | 86,845 | 423,664 | 0.94241 | 1,659,974 | 19.1 |
| **70** | 0.06701 | 5,536 | 0.01387 | 82,621 | 399,265 | 0.87896 | 1,236,310 | 15.0 |
| **75** | 0.17895 | 13,795 | 0.03931 | 77,085 | 350,937 | 0.58074 [c] | 837,045 | 10.9 |
| **80+** | 1.00000 | 63,290 | 0.13020 | 63,290 | 486,108 | - | 486,108 | 7.7 |
| **Perempuan** *Female* | | | | | | | | |
| **0** | 0.00528 | 528 | 0.00530 | 100,000 | 99,507 | 0.99334 [a] | 8,280,105 | 82.8 |
| **1** | 0.00294 | 292 | 0.00074 | 99,472 | 397,163 | 0.99789 [b] | 8,180,598 | 82.2 |
| **5** | 0.00112 | 111 | 0.00022 | 99,180 | 495,622 | 0.99944 | 7,783,436 | 78.5 |
| **10** | 0.00000 | - | 0.00000 | 99,069 | 495,345 | 0.99948 | 7,287,814 | 73.6 |
| **15** | 0.00104 | 103 | 0.00021 | 99,069 | 495,087 | 0.99903 | 6,792,468 | 68.6 |
| **20** | 0.00091 | 90 | 0.00018 | 98,966 | 494,604 | 0.99938 | 6,297,382 | 63.6 |
| **25** | 0.00033 | 33 | 0.00007 | 98,876 | 494,298 | 0.99769 | 5,802,778 | 58.7 |
| **30** | 0.00429 | 424 | 0.00086 | 98,843 | 493,156 | 0.99734 | 5,308,480 | 53.7 |
| **35** | 0.00102 | 101 | 0.00020 | 98,419 | 491,843 | 0.99850 | 4,815,324 | 48.9 |
| **40** | 0.00198 | 195 | 0.00040 | 98,318 | 491,105 | 0.99201 | 4,323,481 | 44.0 |
| **45** | 0.01401 | 1,375 | 0.00282 | 98,124 | 487,181 | 0.99089 | 3,832,376 | 39.1 |
| **50** | 0.00414 | 401 | 0.00083 | 96,749 | 482,743 | 0.98820 | 3,345,195 | 34.6 |
| **55** | 0.01949 | 1,877 | 0.00394 | 96,348 | 477,048 | 0.97595 | 2,862,451 | 29.7 |
| **60** | 0.02870 | 2,712 | 0.00582 | 94,471 | 465,575 | 0.96349 | 2,385,403 | 25.3 |
| **65** | 0.04455 | 4,088 | 0.00911 | 91,759 | 448,576 | 0.94111 | 1,919,828 | 20.9 |
| **70** | 0.07390 | 6,479 | 0.01535 | 87,671 | 422,159 | 0.93539 | 1,471,252 | 16.8 |
| **75** | 0.05457 | 4,431 | 0.01122 | 81,192 | 394,885 | 0.62359 [c] | 1,049,093 | 12.9 |
| **80+** | 1.00000 | 76,762 | 0.11734 | 76,762 | 654,208 | - | 654,208 | 8.5 |

**Nota:** *Notes:*

[a] **Daripada umur 0 hingga kumpulan umur 1-4**
*From age of 0 to age group 1-4*

[b] **Daripada umur 0, kumpulan umur 1-4 hingga kumpulan umur 5-9**
*From age of 0, age group 1-4 to age group 5-9*

[c] **Daripada umur 75 hingga 80+**
*From age of 75 to 80+*

[e] **Anggaran**
*Estimates*

**Jadual 5.11.5: Jadual hayat ringkas mengikut jantina dan umur, Serian, Sarawak, 2026[e]**

*Table 5.11.5: Abridged life table by sex and age, Serian, Sarawak, 2026 [e]*

| **Umur** *Age* | **Kebarangkalian mati di antara umur x dan umur x+n** *Probability of dying between age x and age x+n* | **Bilangan kematian di antara umur x dan umur x+n** *Number of deaths between age x and age x+n* | **Kadar tengah mortaliti di antara umur x dan umur x+n** *Central mortality rate between age x and age x+n* | **Penakat (orang yang masih hidup) pada umur tepat x** *Survivors at exact age x* | **Bilangan orang hidup-tahun di antara umur x dan umur x+n** *Number of person-years lived between age x and age x+n* | **Nisbah ketakatan** *Survival ratio* | **Jumlah bilangan orang hidup-tahun selepas umur tepat x** *Total number of person-years lived after exact age x* | **Jangkaan hayat** *Life expectancy* |
|---|---|---|---|---|---|---|---|---|
| **x** | $_nq_x$ | $_nd_x$ | $_nm_x$ | $l_x$ | $_nL_x$ | $_nS_x$ | $T_x$ | $e_x$ |
| **Lelaki dan Perempuan** *Both sexes* | | | | | | | | |
| **0** | 0.00758 | 758 | 0.00763 | 100,000 | 99,297 | 0.99203 [a] | 7,047,678 | 70.5 |
| **1** | 0.00102 | 101 | 0.00025 | 99,242 | 396,717 | 0.99938 [b] | 6,948,380 | 70.0 |
| **5** | 0.00000 | - | 0.00000 | 99,141 | 495,706 | 0.99930 | 6,551,663 | 66.1 |
| **10** | 0.00140 | 139 | 0.00028 | 99,141 | 495,359 | 0.99586 | 6,055,957 | 61.1 |
| **15** | 0.00689 | 682 | 0.00138 | 99,002 | 493,305 | 0.99241 | 5,560,598 | 56.2 |
| **20** | 0.00829 | 815 | 0.00166 | 98,320 | 489,563 | 0.99336 | 5,067,293 | 51.5 |
| **25** | 0.00497 | 485 | 0.00100 | 97,505 | 486,314 | 0.98833 | 4,577,730 | 46.9 |
| **30** | 0.01840 | 1,785 | 0.00371 | 97,020 | 480,638 | 0.97686 | 4,091,416 | 42.2 |
| **35** | 0.02797 | 2,664 | 0.00567 | 95,235 | 469,514 | 0.96790 | 3,610,778 | 37.9 |
| **40** | 0.03635 | 3,365 | 0.00741 | 92,571 | 454,441 | 0.95929 | 3,141,263 | 33.9 |
| **45** | 0.04524 | 4,035 | 0.00926 | 89,206 | 435,940 | 0.95422 | 2,686,822 | 30.1 |
| **50** | 0.04634 | 3,947 | 0.00949 | 85,170 | 415,985 | 0.94839 | 2,250,882 | 26.4 |
| **55** | 0.05714 | 4,641 | 0.01176 | 81,223 | 394,514 | 0.93477 | 1,834,897 | 22.6 |
| **60** | 0.07382 | 5,653 | 0.01533 | 76,582 | 368,778 | 0.91237 | 1,440,383 | 18.8 |
| **65** | 0.10254 | 7,273 | 0.02162 | 70,929 | 336,463 | 0.87531 | 1,071,605 | 15.1 |
| **70** | 0.14938 | 9,509 | 0.03229 | 63,656 | 294,508 | 0.76537 | 735,142 | 11.5 |
| **75** | 0.33486 | 18,132 | 0.08044 | 54,147 | 225,407 | 0.48845 [c] | 440,634 | 8.1 |
| **80+** | 1.00000 | 36,015 | 0.16734 | 36,015 | 215,227 | - | 215,227 | 6.0 |
| **Lelaki** *Male* | | | | | | | | |
| **0** | 0.00839 | 839 | 0.00845 | 100,000 | 99,217 | 0.99173 [a] | 6,707,080 | 67.1 |
| **1** | 0.00000 | - | 0.00000 | 99,161 | 396,646 | 0.99989 [b] | 6,607,863 | 66.6 |
| **5** | 0.00000 | - | 0.00000 | 99,161 | 495,807 | 1.00000 | 6,211,217 | 62.6 |
| **10** | 0.00000 | - | 0.00000 | 99,161 | 495,807 | 0.99332 | 5,715,410 | 57.6 |
| **15** | 0.01336 | 1,325 | 0.00269 | 99,161 | 492,494 | 0.98551 | 5,219,603 | 52.6 |
| **20** | 0.01564 | 1,530 | 0.00315 | 97,836 | 485,357 | 0.98867 | 4,727,109 | 48.3 |
| **25** | 0.00696 | 671 | 0.00140 | 96,306 | 479,856 | 0.98383 | 4,241,752 | 44.0 |
| **30** | 0.02543 | 2,432 | 0.00515 | 95,636 | 472,099 | 0.96842 | 3,761,896 | 39.3 |
| **35** | 0.03789 | 3,531 | 0.00772 | 93,204 | 457,190 | 0.95183 | 3,289,797 | 35.3 |
| **40** | 0.05886 | 5,278 | 0.01213 | 89,672 | 435,167 | 0.94735 | 2,832,607 | 31.6 |
| **45** | 0.04605 | 3,887 | 0.00943 | 84,394 | 412,255 | 0.94751 | 2,397,440 | 28.4 |
| **50** | 0.05924 | 4,769 | 0.01221 | 80,508 | 390,615 | 0.94000 | 1,985,184 | 24.7 |
| **55** | 0.06081 | 4,605 | 0.01254 | 75,739 | 367,179 | 0.91815 | 1,594,569 | 21.1 |
| **60** | 0.10425 | 7,416 | 0.02200 | 71,133 | 337,125 | 0.87980 | 1,227,390 | 17.3 |
| **65** | 0.13800 | 8,793 | 0.02965 | 63,717 | 296,603 | 0.84860 | 890,265 | 14.0 |
| **70** | 0.16694 | 9,169 | 0.03643 | 54,924 | 251,697 | 0.73693 | 593,662 | 10.8 |
| **75** | 0.37846 | 17,316 | 0.09336 | 45,755 | 185,483 | 0.45759 [c] | 341,964 | 7.5 |
| **80+** | 1.00000 | 28,439 | 0.18174 | 28,439 | 156,481 | - | 156,481 | 5.5 |
| **Perempuan** *Female* | | | | | | | | |
| **0** | 0.00672 | 672 | 0.00676 | 100,000 | 99,375 | 0.99232 [a] | 7,455,493 | 74.6 |
| **1** | 0.00213 | 212 | 0.00053 | 99,328 | 396,786 | 0.99883 [b] | 7,356,118 | 74.1 |
| **5** | 0.00000 | - | 0.00000 | 99,116 | 495,582 | 0.99854 | 6,959,332 | 70.2 |
| **10** | 0.00291 | 289 | 0.00058 | 99,116 | 494,860 | 0.99854 | 6,463,749 | 65.2 |
| **15** | 0.00000 | - | 0.00000 | 98,828 | 494,138 | 1.00000 | 5,968,889 | 60.4 |
| **20** | 0.00000 | - | 0.00000 | 98,828 | 494,138 | 0.99866 | 5,474,752 | 55.4 |
| **25** | 0.00268 | 265 | 0.00054 | 98,828 | 493,476 | 0.99323 | 4,980,614 | 50.4 |
| **30** | 0.01088 | 1,073 | 0.00219 | 98,563 | 490,133 | 0.98612 | 4,487,138 | 45.5 |
| **35** | 0.01691 | 1,649 | 0.00341 | 97,490 | 483,330 | 0.98528 | 3,997,005 | 41.0 |
| **40** | 0.01248 | 1,197 | 0.00251 | 95,842 | 476,217 | 0.97164 | 3,513,675 | 36.7 |
| **45** | 0.04444 | 4,206 | 0.00909 | 94,645 | 462,710 | 0.96088 | 3,037,458 | 32.1 |
| **50** | 0.03356 | 3,035 | 0.00683 | 90,439 | 444,606 | 0.95660 | 2,574,749 | 28.5 |
| **55** | 0.05359 | 4,684 | 0.01101 | 87,404 | 425,309 | 0.95221 | 2,130,143 | 24.4 |
| **60** | 0.04167 | 3,447 | 0.00851 | 82,720 | 404,982 | 0.94586 | 1,704,833 | 20.6 |
| **65** | 0.06716 | 5,324 | 0.01390 | 79,273 | 383,056 | 0.90178 | 1,299,851 | 16.4 |
| **70** | 0.13152 | 9,726 | 0.02816 | 73,949 | 345,431 | 0.79300 | 916,795 | 12.4 |
| **75** | 0.29392 | 18,876 | 0.06891 | 64,223 | 273,925 | 0.52058 [c] | 571,364 | 8.9 |
| **80+** | 1.00000 | 45,347 | 0.15246 | 45,347 | 297,439 | - | 297,439 | 6.6 |

**Nota:** *Notes:*

[a] **Daripada umur 0 hingga kumpulan umur 1-4**
*From age of 0 to age group 1-4*

[b] **Daripada umur 0, kumpulan umur 1-4 hingga kumpulan umur 5-9**
*From age of 0, age group 1-4 to age group 5-9*

[c] **Daripada umur 75 hingga 80+**
*From age of 75 to 80+*

[e] **Anggaran**
*Estimates*

**Jadual 5.11.6: Jadual hayat ringkas mengikut jantina dan umur, Simunjan, Sarawak, 2026[e]**

*Table 5.11.6: Abridged life table by sex and age, Simunjan, Sarawak, 2026 [e]*

| **Umur** *Age* | **Kebarangkalian mati di antara umur x dan umur x+n** *Probability of dying between age x and age x+n* | **Bilangan kematian di antara umur x dan umur x+n** *Number of deaths between age x and age x+n* | **Kadar tengah mortaliti di antara umur x dan umur x+n** *Central mortality rate between age x and age x+n* | **Penakat (orang yang masih hidup) pada umur tepat x** *Survivors at exact age x* | **Bilangan orang hidup-tahun di antara umur x dan umur x+n** *Number of person-years lived between age x and age x+n* | **Nisbah ketakatan** *Survival ratio* | **Jumlah bilangan orang hidup-tahun selepas umur tepat x** *Total number of person-years lived after exact age x* | **Jangkaan hayat** *Life expectancy* |
|---|---|---|---|---|---|---|---|---|
| **x** | $_nq_x$ | $_nd_x$ | $_nm_x$ | $l_x$ | $_nL_x$ | $_nS_x$ | $T_x$ | $e_x$ |
| **Lelaki dan Perempuan** *Both sexes* | | | | | | | | |
| **0** | 0.01081 | 1,081 | 0.01092 | 100,000 | 99,008 | 0.98392 [a] | 7,203,327 | 72.0 |
| **1** | 0.01103 | 1,092 | 0.00278 | 98,919 | 392,954 | 0.99134 [b] | 7,104,319 | 71.8 |
| **5** | 0.00587 | 574 | 0.00118 | 97,827 | 487,701 | 0.99706 | 6,711,365 | 68.6 |
| **10** | 0.00000 | - | 0.00000 | 97,253 | 486,265 | 0.99743 | 6,223,664 | 64.0 |
| **15** | 0.00514 | 500 | 0.00103 | 97,253 | 485,015 | 0.99742 | 5,737,399 | 59.0 |
| **20** | 0.00000 | - | 0.00000 | 96,753 | 483,765 | 0.99683 | 5,252,385 | 54.3 |
| **25** | 0.00634 | 614 | 0.00127 | 96,753 | 482,231 | 0.98369 | 4,768,620 | 49.3 |
| **30** | 0.02635 | 2,533 | 0.00534 | 96,139 | 474,364 | 0.97441 | 4,286,389 | 44.6 |
| **35** | 0.02481 | 2,323 | 0.00503 | 93,606 | 462,224 | 0.97042 | 3,812,025 | 40.7 |
| **40** | 0.03446 | 3,146 | 0.00701 | 91,283 | 448,553 | 0.95713 | 3,349,802 | 36.7 |
| **45** | 0.05158 | 4,547 | 0.01059 | 88,138 | 429,323 | 0.95499 | 2,901,249 | 32.9 |
| **50** | 0.03808 | 3,183 | 0.00776 | 83,591 | 409,998 | 0.94863 | 2,471,926 | 29.6 |
| **55** | 0.06519 | 5,242 | 0.01348 | 80,408 | 388,936 | 0.95622 | 2,061,927 | 25.6 |
| **60** | 0.02088 | 1,569 | 0.00422 | 75,166 | 371,909 | 0.97087 | 1,672,991 | 22.3 |
| **65** | 0.03757 | 2,765 | 0.00766 | 73,597 | 361,074 | 0.91446 | 1,301,083 | 17.7 |
| **70** | 0.13540 | 9,590 | 0.02905 | 70,832 | 330,186 | 0.83570 | 940,009 | 13.3 |
| **75** | 0.19774 | 12,110 | 0.04389 | 61,242 | 275,935 | 0.54752 [c] | 609,823 | 10.0 |
| **80+** | 1.00000 | 49,132 | 0.14715 | 49,132 | 333,888 | - | 333,888 | 6.8 |
| **Lelaki** *Male* | | | | | | | | |
| **0** | 0.00000 | - | 0.00000 | 100,000 | 100,000 | 0.99004 [a] | 6,972,379 | 69.7 |
| **1** | 0.02122 | 2,122 | 0.00537 | 100,000 | 395,020 | 0.98863 [b] | 6,872,379 | 68.7 |
| **5** | 0.00000 | - | 0.00000 | 97,878 | 489,390 | 1.00000 | 6,477,359 | 66.2 |
| **10** | 0.00000 | - | 0.00000 | 97,878 | 489,390 | 0.99510 | 5,987,969 | 61.2 |
| **15** | 0.00979 | 959 | 0.00197 | 97,878 | 486,993 | 0.99508 | 5,498,579 | 56.2 |
| **20** | 0.00000 | - | 0.00000 | 96,919 | 484,597 | 0.99411 | 5,011,586 | 51.7 |
| **25** | 0.01178 | 1,142 | 0.00237 | 96,919 | 481,743 | 0.97573 | 4,526,989 | 46.7 |
| **30** | 0.03690 | 3,534 | 0.00752 | 95,778 | 470,053 | 0.96431 | 4,045,247 | 42.2 |
| **35** | 0.03444 | 3,177 | 0.00701 | 92,244 | 453,275 | 0.95760 | 3,575,193 | 38.8 |
| **40** | 0.05063 | 4,510 | 0.01039 | 89,066 | 434,058 | 0.94035 | 3,121,919 | 35.1 |
| **45** | 0.06916 | 5,848 | 0.01433 | 84,557 | 408,164 | 0.94355 | 2,687,861 | 31.8 |
| **50** | 0.04280 | 3,368 | 0.00875 | 78,709 | 385,124 | 0.93983 | 2,279,697 | 29.0 |
| **55** | 0.07833 | 5,901 | 0.01630 | 75,341 | 361,950 | 0.95220 | 1,894,572 | 25.1 |
| **60** | 0.01468 | 1,020 | 0.00296 | 69,439 | 344,647 | 0.97779 | 1,532,623 | 22.1 |
| **65** | 0.02985 | 2,042 | 0.00606 | 68,420 | 336,992 | 0.91549 | 1,187,976 | 17.4 |
| **70** | 0.14085 | 9,349 | 0.03030 | 66,377 | 308,514 | 0.82212 | 850,984 | 12.8 |
| **75** | 0.22099 | 12,603 | 0.04969 | 57,028 | 253,634 | 0.53245 [c] | 542,470 | 9.5 |
| **80+** | 1.00000 | 44,425 | 0.15381 | 44,425 | 288,835 | - | 288,835 | 6.5 |
| **Perempuan** *Female* | | | | | | | | |
| **0** | 0.02353 | 2,353 | 0.02403 | 100,000 | 97,931 | 0.97704 [a] | 7,481,640 | 74.8 |
| **1** | 0.00000 | - | 0.00000 | 97,647 | 390,588 | 0.99332 [b] | 7,383,709 | 75.6 |
| **5** | 0.01221 | 1,192 | 0.00246 | 97,647 | 485,255 | 0.99386 | 6,993,121 | 71.6 |
| **10** | 0.00000 | - | 0.00000 | 96,455 | 482,274 | 1.00000 | 6,507,867 | 67.5 |
| **15** | 0.00000 | - | 0.00000 | 96,455 | 482,274 | 1.00000 | 6,025,593 | 62.5 |
| **20** | 0.00000 | - | 0.00000 | 96,455 | 482,274 | 1.00000 | 5,543,319 | 57.5 |
| **25** | 0.00000 | - | 0.00000 | 96,455 | 482,274 | 0.99291 | 5,061,045 | 52.5 |
| **30** | 0.01418 | 1,368 | 0.00286 | 96,455 | 478,854 | 0.98616 | 4,578,771 | 47.5 |
| **35** | 0.01350 | 1,283 | 0.00272 | 95,087 | 472,225 | 0.98569 | 4,099,917 | 43.1 |
| **40** | 0.01513 | 1,419 | 0.00305 | 93,803 | 465,469 | 0.97673 | 3,627,692 | 38.7 |
| **45** | 0.03155 | 2,914 | 0.00641 | 92,384 | 454,636 | 0.96790 | 3,162,223 | 34.2 |
| **50** | 0.03268 | 2,924 | 0.00664 | 89,470 | 440,040 | 0.95778 | 2,707,587 | 30.3 |
| **55** | 0.05208 | 4,508 | 0.01070 | 86,546 | 421,462 | 0.96039 | 2,267,547 | 26.2 |
| **60** | 0.02646 | 2,170 | 0.00536 | 82,039 | 404,767 | 0.96421 | 1,846,086 | 22.5 |
| **65** | 0.04539 | 3,625 | 0.00929 | 79,868 | 390,279 | 0.91312 | 1,441,319 | 18.0 |
| **70** | 0.13035 | 9,939 | 0.02789 | 76,243 | 356,370 | 0.84962 | 1,051,040 | 13.8 |
| **75** | 0.17341 | 11,498 | 0.03797 | 66,305 | 302,779 | 0.56414 [c] | 694,670 | 10.5 |
| **80+** | 1.00000 | 54,807 | 0.13985 | 54,807 | 391,892 | - | 391,892 | 7.2 |

**Nota:** *Notes:*

[a] **Daripada umur 0 hingga kumpulan umur 1-4**
*From age of 0 to age group 1-4*

[b] **Daripada umur 0, kumpulan umur 1-4 hingga kumpulan umur 5-9**
*From age of 0, age group 1-4 to age group 5-9*

[c] **Daripada umur 75 hingga 80+**
*From age of 75 to 80+*

[e] **Anggaran**
*Estimates*

**Jadual 5.11.7: Jadual hayat ringkas mengikut jantina dan umur, Sri Aman, Sarawak, 2026[e]**

*Table 5.11.7: Abridged life table by sex and age, Sri Aman, Sarawak, 2026 [e]*

| **Umur** *Age* | **Kebarangkalian mati di antara umur x dan umur x+n** *Probability of dying between age x and age x+n* | **Bilangan kematian di antara umur x dan umur x+n** *Number of deaths between age x and age x+n* | **Kadar tengah mortaliti di antara umur x dan umur x+n** *Central mortality rate between age x and age x+n* | **Penakat (orang yang masih hidup) pada umur tepat x** *Survivors at exact age x* | **Bilangan orang hidup-tahun di antara umur x dan umur x+n** *Number of person-years lived between age x and age x+n* | **Nisbah ketakatan** *Survival ratio* | **Jumlah bilangan orang hidup-tahun selepas umur tepat x** *Total number of person-years lived after exact age x* | **Jangkaan hayat** *Life expectancy* |
|---|---|---|---|---|---|---|---|---|
| **x** | $_nq_x$ | $_nd_x$ | $_nm_x$ | $l_x$ | $_nL_x$ | $_nS_x$ | $T_x$ | $e_x$ |
| **Lelaki dan Perempuan** *Both sexes* | | | | | | | | |
| **0** | 0.00405 | 405 | 0.00406 | 100,000 | 99,620 | 0.99600 [a] | 7,564,705 | 75.6 |
| **1** | 0.00000 | - | 0.00000 | 99,595 | 398,381 | 0.99995 [b] | 7,465,084 | 75.0 |
| **5** | 0.00000 | - | 0.00000 | 99,595 | 497,976 | 1.00000 | 7,066,704 | 71.0 |
| **10** | 0.00000 | - | 0.00000 | 99,595 | 497,976 | 1.00000 | 6,568,728 | 66.0 |
| **15** | 0.00000 | - | 0.00000 | 99,595 | 497,976 | 0.99601 | 6,070,752 | 61.0 |
| **20** | 0.00798 | 795 | 0.00160 | 99,595 | 495,989 | 0.99518 | 5,572,777 | 56.0 |
| **25** | 0.00164 | 162 | 0.00033 | 98,801 | 493,598 | 0.99537 | 5,076,787 | 51.4 |
| **30** | 0.00763 | 752 | 0.00153 | 98,639 | 491,314 | 0.98599 | 4,583,189 | 46.5 |
| **35** | 0.02044 | 2,001 | 0.00413 | 97,887 | 484,430 | 0.98283 | 4,091,875 | 41.8 |
| **40** | 0.01383 | 1,326 | 0.00278 | 95,885 | 476,113 | 0.98019 | 3,607,445 | 37.6 |
| **45** | 0.02587 | 2,447 | 0.00524 | 94,560 | 466,682 | 0.96394 | 3,131,332 | 33.1 |
| **50** | 0.04651 | 4,284 | 0.00952 | 92,113 | 449,855 | 0.95333 | 2,664,650 | 28.9 |
| **55** | 0.04684 | 4,114 | 0.00959 | 87,829 | 428,860 | 0.94803 | 2,214,795 | 25.2 |
| **60** | 0.05736 | 4,802 | 0.01181 | 83,715 | 406,570 | 0.93359 | 1,785,935 | 21.3 |
| **65** | 0.07601 | 5,998 | 0.01580 | 78,913 | 379,570 | 0.90329 | 1,379,365 | 17.5 |
| **70** | 0.11912 | 8,685 | 0.02533 | 72,915 | 342,861 | 0.84959 | 999,795 | 13.7 |
| **75** | 0.18593 | 11,942 | 0.04100 | 64,230 | 291,292 | 0.55659 [c] | 656,934 | 10.2 |
| **80+** | 1.00000 | 52,287 | 0.14300 | 52,287 | 365,642 | - | 365,642 | 7.0 |
| **Lelaki** *Male* | | | | | | | | |
| **0** | 0.00000 | - | 0.00000 | 100,000 | 100,000 | 1.00000 [a] | 7,324,172 | 73.2 |
| **1** | 0.00000 | - | 0.00000 | 100,000 | 400,000 | 1.00000 [b] | 7,224,172 | 72.2 |
| **5** | 0.00000 | - | 0.00000 | 100,000 | 500,000 | 1.00000 | 6,824,172 | 68.2 |
| **10** | 0.00000 | - | 0.00000 | 100,000 | 500,000 | 1.00000 | 6,324,172 | 63.2 |
| **15** | 0.00000 | - | 0.00000 | 100,000 | 500,000 | 0.99539 | 5,824,172 | 58.2 |
| **20** | 0.00921 | 921 | 0.00185 | 100,000 | 497,697 | 0.99391 | 5,324,172 | 53.2 |
| **25** | 0.00295 | 292 | 0.00059 | 99,079 | 494,664 | 0.99276 | 4,826,475 | 48.7 |
| **30** | 0.01153 | 1,139 | 0.00232 | 98,787 | 491,085 | 0.98627 | 4,331,811 | 43.9 |
| **35** | 0.01596 | 1,558 | 0.00322 | 97,647 | 484,341 | 0.98056 | 3,840,725 | 39.3 |
| **40** | 0.02297 | 2,207 | 0.00465 | 96,089 | 474,927 | 0.97119 | 3,356,384 | 34.9 |
| **45** | 0.03478 | 3,265 | 0.00708 | 93,882 | 461,246 | 0.95408 | 2,881,457 | 30.7 |
| **50** | 0.05745 | 5,206 | 0.01183 | 90,616 | 440,067 | 0.94227 | 2,420,211 | 26.7 |
| **55** | 0.05803 | 4,956 | 0.01195 | 85,411 | 414,662 | 0.93450 | 1,980,144 | 23.2 |
| **60** | 0.07343 | 5,908 | 0.01525 | 80,454 | 387,502 | 0.90198 | 1,565,481 | 19.5 |
| **65** | 0.12456 | 9,286 | 0.02657 | 74,546 | 349,517 | 0.87766 | 1,177,979 | 15.8 |
| **70** | 0.11979 | 7,818 | 0.02549 | 65,261 | 306,758 | 0.81496 | 828,462 | 12.7 |
| **75** | 0.25916 | 14,887 | 0.05955 | 57,443 | 249,996 | 0.52081 [c] | 521,704 | 9.1 |
| **80+** | 1.00000 | 42,556 | 0.15662 | 42,556 | 271,708 | - | 271,708 | 6.4 |
| **Perempuan** *Female* | | | | | | | | |
| **0** | 0.00881 | 881 | 0.00888 | 100,000 | 99,186 | 0.99132 [a] | 7,823,553 | 78.2 |
| **1** | 0.00000 | - | 0.00000 | 99,119 | 396,476 | 0.99986 [b] | 7,724,367 | 77.9 |
| **5** | 0.00000 | - | 0.00000 | 99,119 | 495,595 | 1.00000 | 7,327,891 | 73.9 |
| **10** | 0.00000 | - | 0.00000 | 99,119 | 495,595 | 1.00000 | 6,832,296 | 68.9 |
| **15** | 0.00000 | - | 0.00000 | 99,119 | 495,595 | 0.99668 | 6,336,702 | 63.9 |
| **20** | 0.00664 | 659 | 0.00133 | 99,119 | 493,948 | 0.99667 | 5,841,107 | 58.9 |
| **25** | 0.00000 | - | 0.00000 | 98,460 | 492,302 | 0.99858 | 5,347,159 | 54.3 |
| **30** | 0.00283 | 279 | 0.00057 | 98,460 | 491,605 | 0.98565 | 4,854,857 | 49.3 |
| **35** | 0.02591 | 2,544 | 0.00525 | 98,182 | 484,549 | 0.98486 | 4,363,252 | 44.4 |
| **40** | 0.00408 | 390 | 0.00082 | 95,638 | 477,215 | 0.98942 | 3,878,703 | 40.6 |
| **45** | 0.01711 | 1,630 | 0.00345 | 95,248 | 472,166 | 0.97387 | 3,401,488 | 35.7 |
| **50** | 0.03531 | 3,305 | 0.00719 | 93,618 | 459,828 | 0.96462 | 2,929,322 | 31.3 |
| **55** | 0.03545 | 3,201 | 0.00722 | 90,313 | 443,561 | 0.96143 | 2,469,494 | 27.3 |
| **60** | 0.04181 | 3,642 | 0.00854 | 87,112 | 426,453 | 0.96310 | 2,025,933 | 23.3 |
| **65** | 0.03177 | 2,652 | 0.00646 | 83,470 | 410,718 | 0.92559 | 1,599,480 | 19.2 |
| **70** | 0.11844 | 9,572 | 0.02518 | 80,818 | 380,157 | 0.87827 | 1,188,762 | 14.7 |
| **75** | 0.12546 | 8,939 | 0.02677 | 71,245 | 333,880 | 0.58709 [c] | 808,605 | 11.3 |
| **80+** | 1.00000 | 62,307 | 0.13125 | 62,307 | 474,725 | - | 474,725 | 7.6 |

**Nota:** *Notes:*

[a] **Daripada umur 0 hingga kumpulan umur 1-4**
*From age of 0 to age group 1-4*

[b] **Daripada umur 0, kumpulan umur 1-4 hingga kumpulan umur 5-9**
*From age of 0, age group 1-4 to age group 5-9*

[c] **Daripada umur 75 hingga 80+**
*From age of 75 to 80+*

[e] **Anggaran**
*Estimates*

**Jadual 5.11.8: Jadual hayat ringkas mengikut jantina dan umur, Lubok Antu, Sarawak, 2026[e]**

*Table 5.11.8: Abridged life table by sex and age, Lubok Antu, Sarawak, 2026 [e]*

| **Umur** *Age* | **Kebarangkalian mati di antara umur x dan umur x+n** *Probability of dying between age x and age x+n* | **Bilangan kematian di antara umur x dan umur x+n** *Number of deaths between age x and age x+n* | **Kadar tengah mortaliti di antara umur x dan umur x+n** *Central mortality rate between age x and age x+n* | **Penakat (orang yang masih hidup) pada umur tepat x** *Survivors at exact age x* | **Bilangan orang hidup-tahun di antara umur x dan umur x+n** *Number of person-years lived between age x and age x+n* | **Nisbah ketakatan** *Survival ratio* | **Jumlah bilangan orang hidup-tahun selepas umur tepat x** *Total number of person-years lived after exact age x* | **Jangkaan hayat** *Life expectancy* |
|---|---|---|---|---|---|---|---|---|
| **x** | $_nq_x$ | $_nd_x$ | $_nm_x$ | $l_x$ | $_nL_x$ | $_nS_x$ | $T_x$ | $e_x$ |
| **Lelaki dan Perempuan** *Both sexes* | | | | | | | | |
| **0** | 0.00295 | 295 | 0.00296 | 100,000 | 99,722 | 0.99708 [a] | 7,465,280 | 74.7 |
| **1** | 0.00000 | - | 0.00000 | 99,705 | 398,818 | 0.99786 [b] | 7,365,558 | 73.9 |
| **5** | 0.00421 | 420 | 0.00084 | 99,705 | 497,472 | 0.99623 | 6,966,740 | 69.9 |
| **10** | 0.00332 | 329 | 0.00066 | 99,284 | 495,599 | 0.99699 | 6,469,268 | 65.2 |
| **15** | 0.00270 | 268 | 0.00054 | 98,955 | 494,106 | 0.99477 | 5,973,669 | 60.4 |
| **20** | 0.00777 | 766 | 0.00156 | 98,687 | 491,521 | 0.99610 | 5,479,562 | 55.5 |
| **25** | 0.00000 | - | 0.00000 | 97,921 | 489,605 | 0.99358 | 4,988,041 | 50.9 |
| **30** | 0.01285 | 1,258 | 0.00259 | 97,921 | 486,461 | 0.98593 | 4,498,436 | 45.9 |
| **35** | 0.01531 | 1,480 | 0.00309 | 96,663 | 479,615 | 0.98245 | 4,011,975 | 41.5 |
| **40** | 0.01982 | 1,886 | 0.00400 | 95,183 | 471,200 | 0.97245 | 3,532,360 | 37.1 |
| **45** | 0.03544 | 3,306 | 0.00722 | 93,297 | 458,219 | 0.96334 | 3,061,160 | 32.8 |
| **50** | 0.03793 | 3,414 | 0.00773 | 89,991 | 441,420 | 0.95816 | 2,602,941 | 28.9 |
| **55** | 0.04590 | 3,974 | 0.00940 | 86,577 | 422,951 | 0.95294 | 2,161,521 | 25.0 |
| **60** | 0.04828 | 3,988 | 0.00990 | 82,603 | 403,046 | 0.93289 | 1,738,570 | 21.0 |
| **65** | 0.08689 | 6,831 | 0.01817 | 78,615 | 375,998 | 0.90455 | 1,335,524 | 17.0 |
| **70** | 0.10482 | 7,525 | 0.02212 | 71,784 | 340,109 | 0.83471 | 959,526 | 13.4 |
| **75** | 0.23284 | 14,962 | 0.05270 | 64,259 | 283,893 | 0.54168 [c] | 619,417 | 9.6 |
| **80+** | 1.00000 | 49,298 | 0.14693 | 49,298 | 335,524 | - | 335,524 | 6.8 |
| **Lelaki** *Male* | | | | | | | | |
| **0** | 0.00000 | - | 0.00000 | 100,000 | 100,000 | 1.00000 [a] | 7,285,625 | 72.9 |
| **1** | 0.00000 | - | 0.00000 | 100,000 | 400,000 | 1.00000 [b] | 7,185,625 | 71.9 |
| **5** | 0.00000 | - | 0.00000 | 100,000 | 500,000 | 0.99677 | 6,785,625 | 67.9 |
| **10** | 0.00646 | 646 | 0.00130 | 100,000 | 498,386 | 0.99418 | 6,285,625 | 62.9 |
| **15** | 0.00519 | 516 | 0.00104 | 99,354 | 495,483 | 0.98954 | 5,787,239 | 58.2 |
| **20** | 0.01576 | 1,558 | 0.00318 | 98,839 | 490,299 | 0.99206 | 5,291,756 | 53.5 |
| **25** | 0.00000 | - | 0.00000 | 97,281 | 486,403 | 0.99383 | 4,801,457 | 49.4 |
| **30** | 0.01233 | 1,200 | 0.00248 | 97,281 | 483,405 | 0.98212 | 4,315,054 | 44.4 |
| **35** | 0.02350 | 2,258 | 0.00476 | 96,081 | 474,761 | 0.97543 | 3,831,649 | 39.9 |
| **40** | 0.02567 | 2,409 | 0.00520 | 93,823 | 463,093 | 0.96646 | 3,356,888 | 35.8 |
| **45** | 0.04161 | 3,804 | 0.00850 | 91,414 | 447,562 | 0.95371 | 2,893,795 | 31.7 |
| **50** | 0.05117 | 4,483 | 0.01050 | 87,611 | 426,847 | 0.94633 | 2,446,233 | 27.9 |
| **55** | 0.05631 | 4,681 | 0.01159 | 83,128 | 403,938 | 0.94254 | 2,019,386 | 24.3 |
| **60** | 0.05869 | 4,604 | 0.01209 | 78,447 | 380,728 | 0.92459 | 1,615,448 | 20.6 |
| **65** | 0.09317 | 6,880 | 0.01954 | 73,844 | 352,019 | 0.89719 | 1,234,720 | 16.7 |
| **70** | 0.11345 | 7,597 | 0.02405 | 66,964 | 315,826 | 0.83396 | 882,702 | 13.2 |
| **75** | 0.22535 | 13,378 | 0.05079 | 59,367 | 263,387 | 0.53537 [c] | 566,876 | 9.5 |
| **80+** | 1.00000 | 45,988 | 0.15153 | 45,988 | 303,488 | - | 303,488 | 6.6 |
| **Perempuan** *Female* | | | | | | | | |
| **0** | 0.00590 | 590 | 0.00593 | 100,000 | 99,450 | 0.99418 [a] | 7,662,824 | 76.6 |
| **1** | 0.00000 | - | 0.00000 | 99,410 | 397,640 | 0.99562 [b] | 7,563,374 | 76.1 |
| **5** | 0.00860 | 855 | 0.00173 | 99,410 | 494,913 | 0.99568 | 7,165,734 | 72.1 |
| **10** | 0.00000 | - | 0.00000 | 98,555 | 492,776 | 1.00000 | 6,670,820 | 67.7 |
| **15** | 0.00000 | - | 0.00000 | 98,555 | 492,776 | 1.00000 | 6,178,044 | 62.7 |
| **20** | 0.00000 | - | 0.00000 | 98,555 | 492,776 | 1.00000 | 5,685,268 | 57.7 |
| **25** | 0.00000 | - | 0.00000 | 98,555 | 492,776 | 0.99330 | 5,192,491 | 52.7 |
| **30** | 0.01340 | 1,321 | 0.00270 | 98,555 | 489,473 | 0.99007 | 4,699,715 | 47.7 |
| **35** | 0.00640 | 622 | 0.00128 | 97,234 | 484,615 | 0.99001 | 4,210,242 | 43.3 |
| **40** | 0.01361 | 1,314 | 0.00274 | 96,612 | 479,774 | 0.97876 | 3,725,626 | 38.6 |
| **45** | 0.02899 | 2,762 | 0.00588 | 95,298 | 469,582 | 0.97348 | 3,245,852 | 34.1 |
| **50** | 0.02398 | 2,219 | 0.00485 | 92,535 | 457,129 | 0.97053 | 2,776,270 | 30.0 |
| **55** | 0.03509 | 3,169 | 0.00714 | 90,316 | 443,659 | 0.96322 | 2,319,141 | 25.7 |
| **60** | 0.03853 | 3,357 | 0.00786 | 87,147 | 427,343 | 0.94045 | 1,875,482 | 21.5 |
| **65** | 0.08141 | 6,821 | 0.01697 | 83,790 | 401,896 | 0.91181 | 1,448,139 | 17.3 |
| **70** | 0.09557 | 7,356 | 0.02007 | 76,968 | 366,453 | 0.83663 | 1,046,243 | 13.6 |
| **75** | 0.23834 | 16,592 | 0.05412 | 69,613 | 306,584 | 0.54900 [c] | 679,790 | 9.8 |
| **80+** | 1.00000 | 53,021 | 0.14207 | 53,021 | 373,206 | - | 373,206 | 7.0 |

**Nota:** *Notes:*

[a] **Daripada umur 0 hingga kumpulan umur 1-4**
*From age of 0 to age group 1-4*

[b] **Daripada umur 0, kumpulan umur 1-4 hingga kumpulan umur 5-9**
*From age of 0, age group 1-4 to age group 5-9*

[c] **Daripada umur 75 hingga 80+**
*From age of 75 to 80+*

[e] **Anggaran**
*Estimates*

**Jadual 5.11.9: Jadual hayat ringkas mengikut jantina dan umur, Betong, Sarawak, 2026[e]**

*Table 5.11.9: Abridged life table by sex and age, Betong, Sarawak, 2026 [e]*

| **Umur** *Age* | **Kebarangkalian mati di antara umur x dan umur x+n** *Probability of dying between age x and age x+n* | **Bilangan kematian di antara umur x dan umur x+n** *Number of deaths between age x and age x+n* | **Kadar tengah mortaliti di antara umur x dan umur x+n** *Central mortality rate between age x and age x+n* | **Penakat (orang yang masih hidup) pada umur tepat x** *Survivors at exact age x* | **Bilangan orang hidup-tahun di antara umur x dan umur x+n** *Number of person-years lived between age x and age x+n* | **Nisbah ketakatan** *Survival ratio* | **Jumlah bilangan orang hidup-tahun selepas umur tepat x** *Total number of person-years lived after exact age x* | **Jangkaan hayat** *Life expectancy* |
|---|---|---|---|---|---|---|---|---|
| **x** | $_nq_x$ | $_nd_x$ | $_nm_x$ | $l_x$ | $_nL_x$ | $_nS_x$ | $T_x$ | $e_x$ |
| **Lelaki dan Perempuan** *Both sexes* | | | | | | | | |
| **0** | 0.00756 | 756 | 0.00761 | 100,000 | 99,299 | 0.99255 [a] | 7,289,646 | 72.9 |
| **1** | 0.00000 | - | 0.00000 | 99,244 | 396,977 | 0.99989 [b] | 7,190,347 | 72.5 |
| **5** | 0.00000 | - | 0.00000 | 99,244 | 496,221 | 1.00000 | 6,793,370 | 68.5 |
| **10** | 0.00000 | - | 0.00000 | 99,244 | 496,221 | 0.99916 | 6,297,149 | 63.5 |
| **15** | 0.00169 | 168 | 0.00034 | 99,244 | 495,802 | 0.99675 | 5,800,929 | 58.5 |
| **20** | 0.00481 | 477 | 0.00096 | 99,076 | 494,190 | 0.99266 | 5,305,127 | 53.5 |
| **25** | 0.00988 | 974 | 0.00199 | 98,600 | 490,563 | 0.98323 | 4,810,937 | 48.8 |
| **30** | 0.02373 | 2,317 | 0.00480 | 97,625 | 482,335 | 0.97678 | 4,320,374 | 44.3 |
| **35** | 0.02270 | 2,163 | 0.00459 | 95,308 | 471,134 | 0.97854 | 3,838,039 | 40.3 |
| **40** | 0.02019 | 1,881 | 0.00408 | 93,145 | 461,023 | 0.97235 | 3,366,906 | 36.1 |
| **45** | 0.03525 | 3,217 | 0.00718 | 91,264 | 448,277 | 0.96665 | 2,905,883 | 31.8 |
| **50** | 0.03139 | 2,764 | 0.00638 | 88,047 | 433,325 | 0.95998 | 2,457,607 | 27.9 |
| **55** | 0.04893 | 4,173 | 0.01003 | 85,283 | 415,985 | 0.95193 | 2,024,282 | 23.7 |
| **60** | 0.04716 | 3,825 | 0.00966 | 81,111 | 395,990 | 0.92362 | 1,608,297 | 19.8 |
| **65** | 0.10704 | 8,273 | 0.02262 | 77,285 | 365,745 | 0.87564 | 1,212,307 | 15.7 |
| **70** | 0.14375 | 9,921 | 0.03098 | 69,013 | 320,262 | 0.79379 | 846,562 | 12.3 |
| **75** | 0.27915 | 16,495 | 0.06489 | 59,092 | 254,222 | 0.51696 [c] | 526,300 | 8.9 |
| **80+** | 1.00000 | 42,597 | 0.15656 | 42,597 | 272,078 | - | 272,078 | 6.4 |
| **Lelaki** *Male* | | | | | | | | |
| **0** | 0.01468 | 1,468 | 0.01488 | 100,000 | 98,656 | 0.98556 [a] | 6,937,260 | 69.4 |
| **1** | 0.00000 | - | 0.00000 | 98,532 | 394,126 | 0.99975 [b] | 6,838,604 | 69.4 |
| **5** | 0.00000 | - | 0.00000 | 98,532 | 492,658 | 1.00000 | 6,444,478 | 65.4 |
| **10** | 0.00000 | - | 0.00000 | 98,532 | 492,658 | 0.99834 | 5,951,820 | 60.4 |
| **15** | 0.00332 | 327 | 0.00066 | 98,532 | 491,841 | 0.99361 | 5,459,163 | 55.4 |
| **20** | 0.00947 | 930 | 0.00190 | 98,205 | 488,700 | 0.98615 | 4,967,322 | 50.6 |
| **25** | 0.01827 | 1,777 | 0.00369 | 97,275 | 481,933 | 0.97161 | 4,478,622 | 46.0 |
| **30** | 0.03870 | 3,696 | 0.00789 | 95,498 | 468,251 | 0.96482 | 3,996,689 | 41.9 |
| **35** | 0.03153 | 2,894 | 0.00641 | 91,802 | 451,776 | 0.97302 | 3,528,438 | 38.4 |
| **40** | 0.02229 | 1,982 | 0.00451 | 88,908 | 439,587 | 0.96722 | 3,076,662 | 34.6 |
| **45** | 0.04352 | 3,783 | 0.00890 | 86,927 | 425,176 | 0.96611 | 2,637,075 | 30.3 |
| **50** | 0.02383 | 1,981 | 0.00482 | 83,144 | 410,766 | 0.95453 | 2,211,899 | 26.6 |
| **55** | 0.06765 | 5,491 | 0.01400 | 81,163 | 392,087 | 0.92608 | 1,801,133 | 22.2 |
| **60** | 0.08065 | 6,103 | 0.01681 | 75,672 | 363,104 | 0.89721 | 1,409,046 | 18.6 |
| **65** | 0.12687 | 8,827 | 0.02709 | 69,570 | 325,781 | 0.86677 | 1,045,942 | 15.0 |
| **70** | 0.14050 | 8,534 | 0.03022 | 60,743 | 282,379 | 0.78272 | 720,160 | 11.9 |
| **75** | 0.30660 | 16,007 | 0.07242 | 52,209 | 221,024 | 0.49513 [c] | 437,782 | 8.4 |
| **80+** | 1.00000 | 36,201 | 0.16701 | 36,201 | 216,757 | - | 216,757 | 6.0 |
| **Perempuan** *Female* | | | | | | | | |
| **0** | 0.00000 | - | 0.00000 | 100,000 | 100,000 | 1.00000 [a] | 7,707,814 | 77.1 |
| **1** | 0.00000 | - | 0.00000 | 100,000 | 400,000 | 1.00000 [b] | 7,607,814 | 76.1 |
| **5** | 0.00000 | - | 0.00000 | 100,000 | 500,000 | 1.00000 | 7,207,814 | 72.1 |
| **10** | 0.00000 | - | 0.00000 | 100,000 | 500,000 | 1.00000 | 6,707,814 | 67.1 |
| **15** | 0.00000 | - | 0.00000 | 100,000 | 500,000 | 1.00000 | 6,207,814 | 62.1 |
| **20** | 0.00000 | - | 0.00000 | 100,000 | 500,000 | 1.00000 | 5,707,814 | 57.1 |
| **25** | 0.00000 | - | 0.00000 | 100,000 | 500,000 | 0.99595 | 5,207,814 | 52.1 |
| **30** | 0.00809 | 809 | 0.00162 | 100,000 | 497,977 | 0.99009 | 4,707,814 | 47.1 |
| **35** | 0.01174 | 1,165 | 0.00236 | 99,191 | 493,043 | 0.98530 | 4,209,837 | 42.4 |
| **40** | 0.01770 | 1,735 | 0.00357 | 98,026 | 485,794 | 0.97841 | 3,716,794 | 37.9 |
| **45** | 0.02555 | 2,460 | 0.00518 | 96,291 | 475,306 | 0.96741 | 3,231,000 | 33.6 |
| **50** | 0.03981 | 3,735 | 0.00812 | 93,831 | 459,818 | 0.96626 | 2,755,694 | 29.4 |
| **55** | 0.02742 | 2,471 | 0.00556 | 90,096 | 444,304 | 0.97993 | 2,295,876 | 25.5 |
| **60** | 0.01252 | 1,097 | 0.00252 | 87,625 | 435,386 | 0.94993 | 1,851,572 | 21.1 |
| **65** | 0.08811 | 7,624 | 0.01843 | 86,529 | 413,585 | 0.88373 | 1,416,186 | 16.4 |
| **70** | 0.14715 | 11,611 | 0.03177 | 78,905 | 365,498 | 0.80304 | 1,002,601 | 12.7 |
| **75** | 0.25536 | 17,184 | 0.05855 | 67,294 | 293,509 | 0.53931 [c] | 637,103 | 9.5 |
| **80+** | 1.00000 | 50,110 | 0.14584 | 50,110 | 343,594 | - | 343,594 | 6.9 |

**Nota:** *Notes:*

[a] **Daripada umur 0 hingga kumpulan umur 1-4**
*From age of 0 to age group 1-4*

[b] **Daripada umur 0, kumpulan umur 1-4 hingga kumpulan umur 5-9**
*From age of 0, age group 1-4 to age group 5-9*

[c] **Daripada umur 75 hingga 80+**
*From age of 75 to 80+*

[e] **Anggaran**
*Estimates*

**Jadual 5.11.10: Jadual hayat ringkas mengikut jantina dan umur, Saratok, Sarawak, 2026[e]**

*Table 5.11.10: Abridged life table by sex and age, Saratok, Sarawak, 2026 [e]*

| Umur *Age* | Kebarangkalian mati di antara umur x dan umur x+n *Probability of dying between age x and age x+n* | Bilangan kematian di antara umur x dan umur x+n *Number of deaths between age x and age x+n* | Kadar tengah mortaliti di antara umur x dan umur x+n *Central mortality rate between age x and age x+n* | Penakat (orang yang masih hidup) pada umur tepat x *Survivors at exact age x* | Bilangan orang hidup-tahun di antara umur x dan umur x+n *Number of person-years lived between age x and age x+n* | Nisbah ketakatan *Survival ratio* | Jumlah bilangan orang hidup-tahun selepas umur tepat x *Total number of person-years lived after exact age x* | Jangkaan hayat *Life expectancy* |
|---|---|---|---|---|---|---|---|---|
| x | $_nq_x$ | $_nd_x$ | $_nm_x$ | $l_x$ | $_nL_x$ | $_nS_x$ | $T_x$ | $e_x$ |
| **Lelaki dan Perempuan** *Both sexes* | | | | | | | | |
| **0** | 0.00678 | 678 | 0.00682 | 100,000 | 99,370 | 0.99186 [a] | 7,317,532 | 73.2 |
| **1** | 0.00295 | 293 | 0.00074 | 99,322 | 396,560 | 0.99842 [b] | 7,218,163 | 72.7 |
| **5** | 0.00000 | - | 0.00000 | 99,029 | 495,146 | 1.00000 | 6,821,603 | 68.9 |
| **10** | 0.00000 | - | 0.00000 | 99,029 | 495,146 | 0.99835 | 6,326,456 | 63.9 |
| **15** | 0.00329 | 326 | 0.00066 | 99,029 | 494,331 | 0.99544 | 5,831,310 | 58.9 |
| **20** | 0.00584 | 577 | 0.00117 | 98,703 | 492,075 | 0.99216 | 5,336,979 | 54.1 |
| **25** | 0.00985 | 966 | 0.00198 | 98,127 | 488,218 | 0.99349 | 4,844,904 | 49.4 |
| **30** | 0.00313 | 304 | 0.00063 | 97,161 | 485,042 | 0.99159 | 4,356,686 | 44.8 |
| **35** | 0.01369 | 1,326 | 0.00276 | 96,856 | 480,965 | 0.98325 | 3,871,645 | 40.0 |
| **40** | 0.01984 | 1,895 | 0.00401 | 95,530 | 472,910 | 0.97042 | 3,390,679 | 35.5 |
| **45** | 0.03953 | 3,701 | 0.00806 | 93,634 | 458,919 | 0.96624 | 2,917,769 | 31.2 |
| **50** | 0.02776 | 2,497 | 0.00563 | 89,933 | 443,425 | 0.95646 | 2,458,850 | 27.3 |
| **55** | 0.05977 | 5,226 | 0.01232 | 87,437 | 424,119 | 0.93483 | 2,015,425 | 23.1 |
| **60** | 0.07092 | 5,831 | 0.01471 | 82,211 | 396,478 | 0.91790 | 1,591,306 | 19.4 |
| **65** | 0.09413 | 7,190 | 0.01976 | 76,380 | 363,926 | 0.87309 | 1,194,828 | 15.6 |
| **70** | 0.16310 | 11,285 | 0.03552 | 69,190 | 317,739 | 0.78380 | 830,902 | 12.0 |
| **75** | 0.27965 | 16,193 | 0.06502 | 57,905 | 249,043 | 0.51469 [c] | 513,163 | 8.9 |
| **80+** | 1.00000 | 41,712 | 0.15793 | 41,712 | 264,120 | - | 264,120 | 6.3 |
| **Lelaki** *Male* | | | | | | | | |
| **0** | 0.00669 | 669 | 0.00673 | 100,000 | 99,372 | 0.99339 [a] | 7,092,559 | 70.9 |
| **1** | 0.00000 | - | 0.00000 | 99,331 | 397,324 | 0.99992 [b] | 6,993,187 | 70.4 |
| **5** | 0.00000 | - | 0.00000 | 99,331 | 496,656 | 1.00000 | 6,595,862 | 66.4 |
| **10** | 0.00000 | - | 0.00000 | 99,331 | 496,656 | 0.99672 | 6,099,207 | 61.4 |
| **15** | 0.00657 | 652 | 0.00132 | 99,331 | 495,025 | 0.99087 | 5,602,551 | 56.4 |
| **20** | 0.01171 | 1,155 | 0.00236 | 98,679 | 490,506 | 0.98747 | 5,107,526 | 51.8 |
| **25** | 0.01335 | 1,302 | 0.00269 | 97,523 | 484,362 | 0.99007 | 4,617,021 | 47.3 |
| **30** | 0.00646 | 621 | 0.00130 | 96,221 | 479,554 | 0.98872 | 4,132,659 | 42.9 |
| **35** | 0.01614 | 1,543 | 0.00325 | 95,600 | 474,144 | 0.97530 | 3,653,105 | 38.2 |
| **40** | 0.03340 | 3,142 | 0.00679 | 94,057 | 462,433 | 0.96364 | 3,178,961 | 33.8 |
| **45** | 0.03942 | 3,584 | 0.00804 | 90,916 | 445,619 | 0.96017 | 2,716,528 | 29.9 |
| **50** | 0.04025 | 3,515 | 0.00822 | 87,332 | 427,871 | 0.94222 | 2,270,908 | 26.0 |
| **55** | 0.07605 | 6,374 | 0.01581 | 83,816 | 403,148 | 0.92182 | 1,843,038 | 22.0 |
| **60** | 0.08048 | 6,233 | 0.01677 | 77,443 | 371,631 | 0.90926 | 1,439,890 | 18.6 |
| **65** | 0.10189 | 7,256 | 0.02147 | 71,210 | 337,910 | 0.86612 | 1,068,260 | 15.0 |
| **70** | 0.16949 | 10,840 | 0.03704 | 63,954 | 292,671 | 0.76105 | 730,350 | 11.4 |
| **75** | 0.32258 | 17,134 | 0.07692 | 53,114 | 222,738 | 0.49109 [c] | 437,679 | 8.2 |
| **80+** | 1.00000 | 35,981 | 0.16740 | 35,981 | 214,941 | - | 214,941 | 6.0 |
| **Perempuan** *Female* | | | | | | | | |
| **0** | 0.00687 | 687 | 0.00692 | 100,000 | 99,361 | 0.99025 [a] | 7,553,858 | 75.5 |
| **1** | 0.00602 | 597 | 0.00151 | 99,313 | 395,765 | 0.99687 [b] | 7,454,496 | 75.1 |
| **5** | 0.00000 | - | 0.00000 | 98,715 | 493,577 | 1.00000 | 7,058,731 | 71.5 |
| **10** | 0.00000 | - | 0.00000 | 98,715 | 493,577 | 1.00000 | 6,565,155 | 66.5 |
| **15** | 0.00000 | - | 0.00000 | 98,715 | 493,577 | 1.00000 | 6,071,578 | 61.5 |
| **20** | 0.00000 | - | 0.00000 | 98,715 | 493,577 | 0.99677 | 5,578,001 | 56.5 |
| **25** | 0.00646 | 637 | 0.00130 | 98,715 | 491,984 | 0.99676 | 5,084,424 | 51.5 |
| **30** | 0.00000 | - | 0.00000 | 98,078 | 490,390 | 0.99442 | 4,592,441 | 46.8 |
| **35** | 0.01116 | 1,095 | 0.00224 | 98,078 | 487,654 | 0.99113 | 4,102,051 | 41.8 |
| **40** | 0.00655 | 635 | 0.00131 | 96,983 | 483,329 | 0.97696 | 3,614,397 | 37.3 |
| **45** | 0.03963 | 3,818 | 0.00809 | 96,348 | 472,196 | 0.97190 | 3,131,067 | 32.5 |
| **50** | 0.01610 | 1,490 | 0.00325 | 92,530 | 458,925 | 0.97020 | 2,658,872 | 28.7 |
| **55** | 0.04372 | 3,981 | 0.00894 | 91,040 | 445,249 | 0.94772 | 2,199,947 | 24.2 |
| **60** | 0.06122 | 5,330 | 0.01263 | 87,059 | 421,972 | 0.92656 | 1,754,698 | 20.2 |
| **65** | 0.08646 | 7,066 | 0.01807 | 81,729 | 390,982 | 0.87978 | 1,332,726 | 16.3 |
| **70** | 0.15717 | 11,735 | 0.03412 | 74,663 | 343,980 | 0.80481 | 941,744 | 12.6 |
| **75** | 0.24030 | 15,121 | 0.05462 | 62,928 | 276,839 | 0.53688 [c] | 597,764 | 9.5 |
| **80+** | 1.00000 | 47,807 | 0.14897 | 47,807 | 320,926 | - | 320,926 | 6.7 |

**Nota:** *Notes:*

[a] **Daripada umur 0 hingga kumpulan umur 1-4**
*From age of 0 to age group 1-4*

[b] **Daripada umur 0, kumpulan umur 1-4 hingga kumpulan umur 5-9**
*From age of 0, age group 1-4 to age group 5-9*

[c] **Daripada umur 75 hingga 80+**
*From age of 75 to 80+*

[e] **Anggaran**
*Estimates*

**Jadual 5.11.11: Jadual hayat ringkas mengikut jantina dan umur, Sarikei, Sarawak, 2026[e]**

*Table 5.11.11: Abridged life table by sex and age, Sarikei, Sarawak, 2026 [e]*

| **Umur** *Age* | **Kebarangkalian mati di antara umur x dan umur x+n** *Probability of dying between age x and age x+n* | **Bilangan kematian di antara umur x dan umur x+n** *Number of deaths between age x and age x+n* | **Kadar tengah mortaliti di antara umur x dan umur x+n** *Central mortality rate between age x and age x+n* | **Penakat (orang yang masih hidup) pada umur tepat x** *Survivors at exact age x* | **Bilangan orang hidup-tahun di antara umur x dan umur x+n** *Number of person-years lived between age x and age x+n* | **Nisbah ketakatan** *Survival ratio* | **Jumlah bilangan orang hidup-tahun selepas umur tepat x** *Total number of person-years lived after exact age x* | **Jangkaan hayat** *Life expectancy* |
|---|---|---|---|---|---|---|---|---|
| **x** | $_nq_x$ | $_nd_x$ | $_nm_x$ | $l_x$ | $_nL_x$ | $_nS_x$ | $T_x$ | $e_x$ |
| **Lelaki dan Perempuan** *Both sexes* | | | | | | | | |
| **0** | 0.00357 | 357 | 0.00358 | 100,000 | 99,665 | 0.99569 [a] | 7,370,410 | 73.7 |
| **1** | 0.00159 | 158 | 0.00040 | 99,643 | 398,181 | 0.99825 [b] | 7,270,745 | 73.0 |
| **5** | 0.00181 | 181 | 0.00036 | 99,485 | 496,975 | 0.99909 | 6,872,564 | 69.1 |
| **10** | 0.00000 | - | 0.00000 | 99,305 | 496,523 | 1.00000 | 6,375,589 | 64.2 |
| **15** | 0.00000 | - | 0.00000 | 99,305 | 496,523 | 0.99626 | 5,879,066 | 59.2 |
| **20** | 0.00747 | 742 | 0.00150 | 99,305 | 494,668 | 0.99234 | 5,382,543 | 54.2 |
| **25** | 0.00785 | 774 | 0.00158 | 98,562 | 490,879 | 0.99025 | 4,887,875 | 49.6 |
| **30** | 0.01168 | 1,142 | 0.00235 | 97,789 | 486,090 | 0.98467 | 4,396,996 | 45.0 |
| **35** | 0.01903 | 1,839 | 0.00384 | 96,647 | 478,638 | 0.98136 | 3,910,906 | 40.5 |
| **40** | 0.01824 | 1,729 | 0.00368 | 94,808 | 469,717 | 0.97901 | 3,432,268 | 36.2 |
| **45** | 0.02379 | 2,214 | 0.00481 | 93,079 | 459,859 | 0.96782 | 2,962,551 | 31.8 |
| **50** | 0.04077 | 3,705 | 0.00832 | 90,865 | 445,062 | 0.95986 | 2,502,692 | 27.5 |
| **55** | 0.03948 | 3,442 | 0.00806 | 87,160 | 427,196 | 0.93680 | 2,057,630 | 23.6 |
| **60** | 0.08789 | 7,358 | 0.01839 | 83,718 | 400,198 | 0.90338 | 1,630,434 | 19.5 |
| **65** | 0.10619 | 8,108 | 0.02243 | 76,361 | 361,532 | 0.87814 | 1,230,236 | 16.1 |
| **70** | 0.13940 | 9,515 | 0.02997 | 68,252 | 317,475 | 0.81537 | 868,704 | 12.7 |
| **75** | 0.23719 | 13,932 | 0.05382 | 58,738 | 258,858 | 0.53040 [c] | 551,230 | 9.4 |
| **80+** | 1.00000 | 44,806 | 0.15325 | 44,806 | 292,372 | - | 292,372 | 6.5 |
| **Lelaki** *Male* | | | | | | | | |
| **0** | 0.00697 | 697 | 0.00701 | 100,000 | 99,347 | 0.99168 [a] | 6,954,058 | 69.5 |
| **1** | 0.00305 | 303 | 0.00076 | 99,303 | 396,495 | 0.99654 [b] | 6,854,711 | 69.0 |
| **5** | 0.00354 | 351 | 0.00071 | 99,000 | 494,124 | 0.99823 | 6,458,216 | 65.2 |
| **10** | 0.00000 | - | 0.00000 | 98,649 | 493,247 | 1.00000 | 5,964,092 | 60.5 |
| **15** | 0.00000 | - | 0.00000 | 98,649 | 493,247 | 0.99421 | 5,470,845 | 55.5 |
| **20** | 0.01158 | 1,143 | 0.00233 | 98,649 | 490,391 | 0.98665 | 4,977,598 | 50.5 |
| **25** | 0.01514 | 1,476 | 0.00305 | 97,507 | 483,844 | 0.98394 | 4,487,207 | 46.0 |
| **30** | 0.01699 | 1,632 | 0.00343 | 96,031 | 476,075 | 0.97723 | 4,003,362 | 41.7 |
| **35** | 0.02865 | 2,705 | 0.00581 | 94,399 | 465,235 | 0.97395 | 3,527,287 | 37.4 |
| **40** | 0.02337 | 2,143 | 0.00473 | 91,694 | 453,115 | 0.96890 | 3,062,052 | 33.4 |
| **45** | 0.03902 | 3,494 | 0.00796 | 89,551 | 439,021 | 0.94778 | 2,608,938 | 29.1 |
| **50** | 0.06595 | 5,675 | 0.01364 | 86,057 | 416,097 | 0.93742 | 2,169,917 | 25.2 |
| **55** | 0.05897 | 4,740 | 0.01215 | 80,382 | 390,058 | 0.93043 | 1,753,820 | 21.8 |
| **60** | 0.08084 | 6,115 | 0.01685 | 75,642 | 362,922 | 0.88476 | 1,363,762 | 18.0 |
| **65** | 0.15267 | 10,615 | 0.03306 | 69,527 | 321,097 | 0.83568 | 1,000,840 | 14.4 |
| **70** | 0.17806 | 10,490 | 0.03909 | 58,912 | 268,336 | 0.77362 | 679,743 | 11.5 |
| **75** | 0.28517 | 13,809 | 0.06652 | 48,422 | 207,590 | 0.49542 [c] | 411,407 | 8.5 |
| **80+** | 1.00000 | 34,614 | 0.16983 | 34,614 | 203,817 | - | 203,817 | 5.9 |
| **Perempuan** *Female* | | | | | | | | |
| **0** | 0.00000 | - | 0.00000 | 100,000 | 100,000 | 1.00000 [a] | 7,853,085 | 78.5 |
| **1** | 0.00000 | - | 0.00000 | 100,000 | 400,000 | 1.00000 [b] | 7,753,085 | 77.5 |
| **5** | 0.00000 | - | 0.00000 | 100,000 | 500,000 | 1.00000 | 7,353,085 | 73.5 |
| **10** | 0.00000 | - | 0.00000 | 100,000 | 500,000 | 1.00000 | 6,853,085 | 68.5 |
| **15** | 0.00000 | - | 0.00000 | 100,000 | 500,000 | 0.99865 | 6,353,085 | 63.5 |
| **20** | 0.00269 | 269 | 0.00054 | 100,000 | 499,326 | 0.99865 | 5,853,085 | 58.5 |
| **25** | 0.00000 | - | 0.00000 | 99,731 | 498,653 | 0.99672 | 5,353,759 | 53.7 |
| **30** | 0.00655 | 654 | 0.00131 | 99,731 | 497,019 | 0.99199 | 4,855,106 | 48.7 |
| **35** | 0.00948 | 939 | 0.00190 | 99,077 | 493,037 | 0.98868 | 4,358,088 | 44.0 |
| **40** | 0.01318 | 1,293 | 0.00265 | 98,138 | 487,457 | 0.98851 | 3,865,050 | 39.4 |
| **45** | 0.00978 | 947 | 0.00197 | 96,845 | 481,856 | 0.98681 | 3,377,594 | 34.9 |
| **50** | 0.01664 | 1,596 | 0.00336 | 95,898 | 475,499 | 0.98150 | 2,895,737 | 30.2 |
| **55** | 0.02039 | 1,923 | 0.00412 | 94,302 | 466,702 | 0.94308 | 2,420,239 | 25.7 |
| **60** | 0.09420 | 8,702 | 0.01977 | 92,379 | 440,138 | 0.92081 | 1,953,537 | 21.1 |
| **65** | 0.06261 | 5,239 | 0.01293 | 83,676 | 405,284 | 0.91859 | 1,513,399 | 18.1 |
| **70** | 0.10147 | 7,959 | 0.02138 | 78,437 | 372,290 | 0.85692 | 1,108,115 | 14.1 |
| **75** | 0.18939 | 13,348 | 0.04184 | 70,479 | 319,022 | 0.56644 [c] | 735,825 | 10.4 |
| **80+** | 1.00000 | 57,130 | 0.13707 | 57,130 | 416,803 | - | 416,803 | 7.3 |

**Nota:** *Notes:*

[a] **Daripada umur 0 hingga kumpulan umur 1-4**
*From age of 0 to age group 1-4*

[b] **Daripada umur 0, kumpulan umur 1-4 hingga kumpulan umur 5-9**
*From age of 0, age group 1-4 to age group 5-9*

[c] **Daripada umur 75 hingga 80+**
*From age of 75 to 80+*

[e] **Anggaran**
*Estimates*

**Jadual 5.11.12: Jadual hayat ringkas mengikut jantina dan umur, Maradong, Sarawak, 2026[e]**

*Table 5.11.12: Abridged life table by sex and age, Maradong, Sarawak, 2026 [e]*

| **Umur** *Age* | **Kebarangkalian mati di antara umur x dan umur x+n** *Probability of dying between age x and age x+n* | **Bilangan kematian di antara umur x dan umur x+n** *Number of deaths between age x and age x+n* | **Kadar tengah mortaliti di antara umur x dan umur x+n** *Central mortality rate between age x and age x+n* | **Penakat (orang yang masih hidup) pada umur tepat x** *Survivors at exact age x* | **Bilangan orang hidup-tahun di antara umur x dan umur x+n** *Number of person-years lived between age x and age x+n* | **Nisbah ketakatan** *Survival ratio* | **Jumlah bilangan orang hidup-tahun selepas umur tepat x** *Total number of person-years lived after exact age x* | **Jangkaan hayat** *Life expectancy* |
|---|---|---|---|---|---|---|---|---|
| **x** | $_nq_x$ | $_nd_x$ | $_nm_x$ | $l_x$ | $_nL_x$ | $_nS_x$ | $T_x$ | $e_x$ |
| **Lelaki dan Perempuan** *Both sexes* | | | | | | | | |
| **0** | 0.00354 | 354 | 0.00355 | 100,000 | 99,667 | 0.99650 [a] | 6,973,809 | 69.7 |
| **1** | 0.00000 | - | 0.00000 | 99,646 | 398,584 | 0.99606 [b] | 6,874,142 | 69.0 |
| **5** | 0.00779 | 777 | 0.00156 | 99,646 | 496,288 | 0.99335 | 6,475,558 | 65.0 |
| **10** | 0.00550 | 544 | 0.00110 | 98,869 | 492,986 | 0.99588 | 5,979,269 | 60.5 |
| **15** | 0.00272 | 268 | 0.00054 | 98,325 | 490,957 | 0.99198 | 5,486,283 | 55.8 |
| **20** | 0.01333 | 1,307 | 0.00268 | 98,058 | 487,021 | 0.98843 | 4,995,326 | 50.9 |
| **25** | 0.00978 | 946 | 0.00197 | 96,751 | 481,387 | 0.98838 | 4,508,305 | 46.6 |
| **30** | 0.01348 | 1,291 | 0.00271 | 95,804 | 475,793 | 0.97737 | 4,026,918 | 42.0 |
| **35** | 0.03190 | 3,015 | 0.00648 | 94,513 | 465,028 | 0.95884 | 3,551,125 | 37.6 |
| **40** | 0.05072 | 4,641 | 0.01041 | 91,498 | 445,890 | 0.96345 | 3,086,097 | 33.7 |
| **45** | 0.02162 | 1,878 | 0.00437 | 86,858 | 429,594 | 0.96113 | 2,640,207 | 30.4 |
| **50** | 0.05650 | 4,801 | 0.01163 | 84,980 | 412,897 | 0.94227 | 2,210,613 | 26.0 |
| **55** | 0.05904 | 4,734 | 0.01217 | 80,179 | 389,060 | 0.94577 | 1,797,716 | 22.4 |
| **60** | 0.04911 | 3,705 | 0.01007 | 75,445 | 367,962 | 0.90893 | 1,408,656 | 18.7 |
| **65** | 0.13520 | 9,699 | 0.02900 | 71,740 | 334,450 | 0.85259 | 1,040,693 | 14.5 |
| **70** | 0.16153 | 10,021 | 0.03514 | 62,040 | 285,149 | 0.76012 | 706,243 | 11.4 |
| **75** | 0.33333 | 17,340 | 0.08000 | 52,019 | 216,747 | 0.48528 [c] | 421,094 | 8.1 |
| **80+** | 1.00000 | 34,679 | 0.16971 | 34,679 | 204,347 | - | 204,347 | 5.9 |
| **Lelaki** *Male* | | | | | | | | |
| **0** | 0.00000 | - | 0.00000 | 100,000 | 100,000 | 1.00000 [a] | 6,660,956 | 66.6 |
| **1** | 0.00000 | - | 0.00000 | 100,000 | 400,000 | 0.99637 [b] | 6,560,956 | 65.6 |
| **5** | 0.00726 | 726 | 0.00146 | 100,000 | 498,184 | 0.99353 | 6,160,956 | 61.6 |
| **10** | 0.00567 | 563 | 0.00114 | 99,274 | 494,961 | 0.99716 | 5,662,771 | 57.0 |
| **15** | 0.00000 | - | 0.00000 | 98,711 | 493,553 | 0.98991 | 5,167,810 | 52.4 |
| **20** | 0.02018 | 1,992 | 0.00408 | 98,711 | 488,573 | 0.98667 | 4,674,257 | 47.4 |
| **25** | 0.00633 | 613 | 0.00127 | 96,719 | 482,061 | 0.98306 | 4,185,684 | 43.3 |
| **30** | 0.02762 | 2,655 | 0.00560 | 96,106 | 473,893 | 0.96675 | 3,703,622 | 38.5 |
| **35** | 0.03903 | 3,648 | 0.00796 | 93,451 | 458,137 | 0.95866 | 3,229,729 | 34.6 |
| **40** | 0.04374 | 3,928 | 0.00894 | 89,804 | 439,197 | 0.95947 | 2,771,593 | 30.9 |
| **45** | 0.03717 | 3,192 | 0.00758 | 85,875 | 421,395 | 0.93636 | 2,332,396 | 27.2 |
| **50** | 0.09114 | 7,535 | 0.01910 | 82,683 | 394,576 | 0.91667 | 1,911,001 | 23.1 |
| **55** | 0.07474 | 5,616 | 0.01553 | 75,147 | 361,696 | 0.93512 | 1,516,425 | 20.2 |
| **60** | 0.05422 | 3,770 | 0.01115 | 69,531 | 338,230 | 0.89104 | 1,154,729 | 16.6 |
| **65** | 0.16683 | 10,971 | 0.03640 | 65,761 | 301,378 | 0.79814 | 816,499 | 12.4 |
| **70** | 0.24390 | 13,363 | 0.05556 | 54,790 | 240,542 | 0.66361 | 515,121 | 9.4 |
| **75** | 0.45872 | 19,003 | 0.11905 | 41,427 | 159,626 | 0.41865 [c] | 274,580 | 6.6 |
| **80+** | 1.00000 | 22,424 | 0.19507 | 22,424 | 114,954 | - | 114,954 | 5.1 |
| **Perempuan** *Female* | | | | | | | | |
| **0** | 0.00692 | 692 | 0.00697 | 100,000 | 99,357 | 0.99318 [a] | 7,353,585 | 73.5 |
| **1** | 0.00000 | - | 0.00000 | 99,308 | 397,232 | 0.99570 [b] | 7,254,229 | 73.0 |
| **5** | 0.00841 | 835 | 0.00169 | 99,308 | 494,452 | 0.99312 | 6,856,997 | 69.0 |
| **10** | 0.00534 | 526 | 0.00107 | 98,473 | 491,048 | 0.99456 | 6,362,545 | 64.6 |
| **15** | 0.00553 | 542 | 0.00111 | 97,946 | 488,377 | 0.99441 | 5,871,497 | 59.9 |
| **20** | 0.00565 | 551 | 0.00113 | 97,404 | 485,645 | 0.99046 | 5,383,120 | 55.3 |
| **25** | 0.01344 | 1,302 | 0.00271 | 96,854 | 481,014 | 0.99323 | 4,897,475 | 50.6 |
| **30** | 0.00000 | - | 0.00000 | 95,552 | 477,760 | 0.98778 | 4,416,460 | 46.2 |
| **35** | 0.02445 | 2,336 | 0.00495 | 95,552 | 471,919 | 0.95936 | 3,938,700 | 41.2 |
| **40** | 0.05724 | 5,335 | 0.01178 | 93,216 | 452,740 | 0.96662 | 3,466,781 | 37.2 |
| **45** | 0.00808 | 710 | 0.00162 | 87,880 | 437,626 | 0.98419 | 3,014,041 | 34.3 |
| **50** | 0.02360 | 2,058 | 0.00478 | 87,170 | 430,706 | 0.96645 | 2,576,415 | 29.6 |
| **55** | 0.04373 | 3,722 | 0.00894 | 85,112 | 416,257 | 0.95602 | 2,145,709 | 25.2 |
| **60** | 0.04425 | 3,601 | 0.00905 | 81,390 | 397,948 | 0.92741 | 1,729,452 | 21.2 |
| **65** | 0.10225 | 7,954 | 0.02155 | 77,789 | 369,060 | 0.91055 | 1,331,503 | 17.1 |
| **70** | 0.07519 | 5,251 | 0.01563 | 69,835 | 336,049 | 0.85091 | 962,443 | 13.8 |
| **75** | 0.22901 | 14,790 | 0.05172 | 64,584 | 285,946 | 0.54350 [c] | 626,394 | 9.7 |
| **80+** | 1.00000 | 49,794 | 0.14626 | 49,794 | 340,448 | - | 340,448 | 6.8 |

**Nota:** *Notes:*

[a] **Daripada umur 0 hingga kumpulan umur 1-4**
*From age of 0 to age group 1-4*

[b] **Daripada umur 0, kumpulan umur 1-4 hingga kumpulan umur 5-9**
*From age of 0, age group 1-4 to age group 5-9*

[c] **Daripada umur 75 hingga 80+**
*From age of 75 to 80+*

[e] **Anggaran**
*Estimates*

**Jadual 5.11.13: Jadual hayat ringkas mengikut jantina dan umur, Daro, Sarawak, 2026[e]**

*Table 5.11.13: Abridged life table by sex and age, Daro, Sarawak, 2026 [e]*

| **Umur** *Age* | **Kebarangkalian mati di antara umur x dan umur x+n** *Probability of dying between age x and age x+n* | **Bilangan kematian di antara umur x dan umur x+n** *Number of deaths between age x and age x+n* | **Kadar tengah mortaliti di antara umur x dan umur x+n** *Central mortality rate between age x and age x+n* | **Penakat (orang yang masih hidup) pada umur tepat x** *Survivors at exact age x* | **Bilangan orang hidup-tahun di antara umur x dan umur x+n** *Number of person-years lived between age x and age x+n* | **Nisbah ketakatan** *Survival ratio* | **Jumlah bilangan orang hidup-tahun selepas umur tepat x** *Total number of person-years lived after exact age x* | **Jangkaan hayat** *Life expectancy* |
|---|---|---|---|---|---|---|---|---|
| **x** | $_nq_x$ | $_nd_x$ | $_nm_x$ | $l_x$ | $_nL_x$ | $_nS_x$ | $T_x$ | $e_x$ |
| **Lelaki dan Perempuan** *Both sexes* | | | | | | | | |
| **0** | 0.00472 | 472 | 0.00474 | 100,000 | 99,559 | 0.99403 [a] | 7,172,641 | 71.7 |
| **1** | 0.00267 | 265 | 0.00067 | 99,528 | 397,454 | 0.99860 [b] | 7,073,082 | 71.1 |
| **5** | 0.00000 | - | 0.00000 | 99,263 | 496,314 | 0.99862 | 6,675,628 | 67.3 |
| **10** | 0.00276 | 274 | 0.00055 | 99,263 | 495,629 | 0.99724 | 6,179,314 | 62.3 |
| **15** | 0.00275 | 272 | 0.00055 | 98,989 | 494,263 | 0.99720 | 5,683,685 | 57.4 |
| **20** | 0.00284 | 281 | 0.00057 | 98,716 | 492,880 | 0.99712 | 5,189,423 | 52.6 |
| **25** | 0.00291 | 286 | 0.00058 | 98,436 | 491,463 | 0.99134 | 4,696,542 | 47.7 |
| **30** | 0.01443 | 1,416 | 0.00291 | 98,149 | 487,206 | 0.98561 | 4,205,079 | 42.8 |
| **35** | 0.01436 | 1,389 | 0.00289 | 96,733 | 480,194 | 0.97748 | 3,717,873 | 38.4 |
| **40** | 0.03081 | 2,938 | 0.00626 | 95,344 | 469,378 | 0.96238 | 3,237,680 | 34.0 |
| **45** | 0.04464 | 4,125 | 0.00913 | 92,407 | 451,720 | 0.95887 | 2,768,302 | 30.0 |
| **50** | 0.03745 | 3,306 | 0.00763 | 88,281 | 433,141 | 0.95242 | 2,316,581 | 26.2 |
| **55** | 0.05811 | 4,938 | 0.01197 | 84,975 | 412,531 | 0.92990 | 1,883,440 | 22.2 |
| **60** | 0.08283 | 6,629 | 0.01728 | 80,037 | 383,613 | 0.87959 | 1,470,910 | 18.4 |
| **65** | 0.16139 | 11,848 | 0.03511 | 73,408 | 337,421 | 0.85075 | 1,087,297 | 14.8 |
| **70** | 0.13477 | 8,297 | 0.02890 | 61,560 | 287,060 | 0.79708 | 749,876 | 12.2 |
| **75** | 0.28169 | 15,004 | 0.06557 | 53,264 | 228,809 | 0.50562 [c] | 462,816 | 8.7 |
| **80+** | 1.00000 | 38,260 | 0.16350 | 38,260 | 234,007 | - | 234,007 | 6.1 |
| **Lelaki** *Male* | | | | | | | | |
| **0** | 0.00432 | 432 | 0.00434 | 100,000 | 99,592 | 0.99573 [a] | 7,130,304 | 71.3 |
| **1** | 0.00000 | - | 0.00000 | 99,568 | 398,272 | 0.99995 [b] | 7,030,712 | 70.6 |
| **5** | 0.00000 | - | 0.00000 | 99,568 | 497,840 | 1.00000 | 6,632,440 | 66.6 |
| **10** | 0.00000 | - | 0.00000 | 99,568 | 497,840 | 0.99747 | 6,134,600 | 61.6 |
| **15** | 0.00507 | 505 | 0.00102 | 99,568 | 496,579 | 0.99746 | 5,636,760 | 56.6 |
| **20** | 0.00000 | - | 0.00000 | 99,063 | 495,317 | 0.99747 | 5,140,181 | 51.9 |
| **25** | 0.00506 | 502 | 0.00102 | 99,063 | 494,063 | 0.98757 | 4,644,864 | 46.9 |
| **30** | 0.01984 | 1,956 | 0.00401 | 98,562 | 487,920 | 0.98758 | 4,150,801 | 42.1 |
| **35** | 0.00486 | 469 | 0.00097 | 96,606 | 481,858 | 0.97611 | 3,662,881 | 37.9 |
| **40** | 0.04302 | 4,136 | 0.00879 | 96,137 | 470,345 | 0.95397 | 3,181,023 | 33.1 |
| **45** | 0.04918 | 4,525 | 0.01008 | 92,001 | 448,693 | 0.94911 | 2,710,679 | 29.5 |
| **50** | 0.05269 | 4,609 | 0.01082 | 87,476 | 425,859 | 0.94820 | 2,261,986 | 25.9 |
| **55** | 0.05086 | 4,215 | 0.01044 | 82,867 | 403,799 | 0.91944 | 1,836,127 | 22.2 |
| **60** | 0.11186 | 8,798 | 0.02370 | 78,652 | 371,267 | 0.86745 | 1,432,328 | 18.2 |
| **65** | 0.15584 | 10,886 | 0.03380 | 69,855 | 322,056 | 0.88146 | 1,061,061 | 15.2 |
| **70** | 0.07435 | 4,384 | 0.01544 | 58,968 | 283,880 | 0.80879 | 739,005 | 12.5 |
| **75** | 0.31746 | 17,328 | 0.07547 | 54,584 | 229,599 | 0.49553 [c] | 455,125 | 8.3 |
| **80+** | 1.00000 | 37,256 | 0.16519 | 37,256 | 225,526 | - | 225,526 | 6.1 |
| **Perempuan** *Female* | | | | | | | | |
| **0** | 0.00519 | 519 | 0.00522 | 100,000 | 99,515 | 0.99206 [a] | 7,218,953 | 72.2 |
| **1** | 0.00568 | 565 | 0.00143 | 99,481 | 396,518 | 0.99706 [b] | 7,119,439 | 71.6 |
| **5** | 0.00000 | - | 0.00000 | 98,915 | 494,576 | 0.99703 | 6,722,921 | 68.0 |
| **10** | 0.00593 | 587 | 0.00119 | 98,915 | 493,109 | 0.99702 | 6,228,345 | 63.0 |
| **15** | 0.00000 | - | 0.00000 | 98,328 | 491,641 | 0.99697 | 5,735,236 | 58.3 |
| **20** | 0.00606 | 596 | 0.00122 | 98,328 | 490,152 | 0.99696 | 5,243,595 | 53.3 |
| **25** | 0.00000 | - | 0.00000 | 97,733 | 488,663 | 0.99655 | 4,753,442 | 48.6 |
| **30** | 0.00690 | 674 | 0.00139 | 97,733 | 486,977 | 0.98254 | 4,264,779 | 43.6 |
| **35** | 0.02809 | 2,726 | 0.00570 | 97,058 | 478,475 | 0.97814 | 3,777,801 | 38.9 |
| **40** | 0.01546 | 1,458 | 0.00312 | 94,332 | 468,014 | 0.97276 | 3,299,326 | 35.0 |
| **45** | 0.03922 | 3,642 | 0.00800 | 92,874 | 455,264 | 0.96935 | 2,831,312 | 30.5 |
| **50** | 0.02174 | 1,940 | 0.00440 | 89,232 | 441,309 | 0.95641 | 2,376,048 | 26.6 |
| **55** | 0.06593 | 5,756 | 0.01364 | 87,292 | 422,071 | 0.93958 | 1,934,739 | 22.2 |
| **60** | 0.05453 | 4,446 | 0.01121 | 81,536 | 396,568 | 0.89087 | 1,512,668 | 18.6 |
| **65** | 0.16688 | 12,865 | 0.03641 | 77,091 | 353,291 | 0.82202 | 1,116,100 | 14.5 |
| **70** | 0.19130 | 12,287 | 0.04231 | 64,226 | 290,412 | 0.78649 | 762,810 | 11.9 |
| **75** | 0.24096 | 12,515 | 0.05479 | 51,939 | 228,407 | 0.51650 [c] | 472,398 | 9.1 |
| **80+** | 1.00000 | 39,424 | 0.16158 | 39,424 | 243,992 | - | 243,992 | 6.2 |

**Nota:** *Notes:*

[a] **Daripada umur 0 hingga kumpulan umur 1-4**
*From age of 0 to age group 1-4*

[b] **Daripada umur 0, kumpulan umur 1-4 hingga kumpulan umur 5-9**
*From age of 0, age group 1-4 to age group 5-9*

[c] **Daripada umur 75 hingga 80+**
*From age of 75 to 80+*

[e] **Anggaran**
*Estimates*

**Jadual 5.11.14: Jadual hayat ringkas mengikut jantina dan umur, Julau, Sarawak, 2026[e]**

*Table 5.11.14: Abridged life table by sex and age, Julau, Sarawak, 2026 [e]*

| **Umur** *Age* | **Kebarangkalian mati di antara umur x dan umur x+n** *Probability of dying between age x and age x+n* | **Bilangan kematian di antara umur x dan umur x+n** *Number of deaths between age x and age x+n* | **Kadar tengah mortaliti di antara umur x dan umur x+n** *Central mortality rate between age x and age x+n* | **Penakat (orang yang masih hidup) pada umur tepat x** *Survivors at exact age x* | **Bilangan orang hidup-tahun di antara umur x dan umur x+n** *Number of person-years lived between age x and age x+n* | **Nisbah ketakatan** *Survival ratio* | **Jumlah bilangan orang hidup-tahun selepas umur tepat x** *Total number of person-years lived after exact age x* | **Jangkaan hayat** *Life expectancy* |
|---|---|---|---|---|---|---|---|---|
| **x** | $_nq_x$ | $_nd_x$ | $_nm_x$ | $l_x$ | $_nL_x$ | $_nS_x$ | $T_x$ | $e_x$ |
| **Lelaki dan Perempuan** *Both sexes* | | | | | | | | |
| **0** | 0.00683 | 683 | 0.00687 | 100,000 | 99,366 | 0.99142 [a] | 7,161,041 | 71.6 |
| **1** | 0.00374 | 371 | 0.00094 | 99,317 | 396,346 | 0.99802 [b] | 7,061,675 | 71.1 |
| **5** | 0.00000 | - | 0.00000 | 98,946 | 494,731 | 1.00000 | 6,665,329 | 67.4 |
| **10** | 0.00000 | - | 0.00000 | 98,946 | 494,731 | 0.99447 | 6,170,598 | 62.4 |
| **15** | 0.01106 | 1,094 | 0.00222 | 98,946 | 491,995 | 0.99444 | 5,675,868 | 57.4 |
| **20** | 0.00000 | - | 0.00000 | 97,852 | 489,260 | 0.99476 | 5,183,873 | 53.0 |
| **25** | 0.01047 | 1,025 | 0.00211 | 97,852 | 486,698 | 0.98509 | 4,694,613 | 48.0 |
| **30** | 0.01940 | 1,878 | 0.00392 | 96,827 | 479,441 | 0.97379 | 4,207,914 | 43.5 |
| **35** | 0.03315 | 3,147 | 0.00674 | 94,949 | 466,877 | 0.97182 | 3,728,473 | 39.3 |
| **40** | 0.02304 | 2,115 | 0.00466 | 91,802 | 453,720 | 0.97819 | 3,261,597 | 35.5 |
| **45** | 0.02055 | 1,844 | 0.00415 | 89,686 | 443,823 | 0.95540 | 2,807,877 | 31.3 |
| **50** | 0.06916 | 6,075 | 0.01433 | 87,843 | 424,027 | 0.93302 | 2,364,054 | 26.9 |
| **55** | 0.06464 | 5,285 | 0.01336 | 81,768 | 395,627 | 0.93048 | 1,940,027 | 23.7 |
| **60** | 0.07474 | 5,716 | 0.01553 | 76,483 | 368,124 | 0.90798 | 1,544,400 | 20.2 |
| **65** | 0.11070 | 7,834 | 0.02344 | 70,767 | 334,248 | 0.88430 | 1,176,277 | 16.6 |
| **70** | 0.12132 | 7,635 | 0.02583 | 62,933 | 295,576 | 0.84941 | 842,028 | 13.4 |
| **75** | 0.18391 | 10,170 | 0.04051 | 55,298 | 251,065 | 0.54055 [c] | 546,452 | 9.9 |
| **80+** | 1.00000 | 45,128 | 0.15278 | 45,128 | 295,387 | - | 295,387 | 6.5 |
| **Lelaki** *Male* | | | | | | | | |
| **0** | 0.01258 | 1,258 | 0.01273 | 100,000 | 98,841 | 0.98414 [a] | 6,613,893 | 66.1 |
| **1** | 0.00739 | 730 | 0.00186 | 98,742 | 393,227 | 0.99592 [b] | 6,515,052 | 66.0 |
| **5** | 0.00000 | - | 0.00000 | 98,012 | 490,060 | 1.00000 | 6,121,824 | 62.5 |
| **10** | 0.00000 | - | 0.00000 | 98,012 | 490,060 | 0.98888 | 5,631,764 | 57.5 |
| **15** | 0.02224 | 2,180 | 0.00450 | 98,012 | 484,611 | 0.98876 | 5,141,704 | 52.5 |
| **20** | 0.00000 | - | 0.00000 | 95,832 | 479,162 | 0.99498 | 4,657,093 | 48.6 |
| **25** | 0.01003 | 961 | 0.00202 | 95,832 | 476,759 | 0.97601 | 4,177,931 | 43.6 |
| **30** | 0.03810 | 3,614 | 0.00777 | 94,871 | 465,321 | 0.95361 | 3,701,171 | 39.0 |
| **35** | 0.05501 | 5,020 | 0.01131 | 91,257 | 443,736 | 0.94755 | 3,235,851 | 35.5 |
| **40** | 0.04975 | 4,290 | 0.01020 | 86,237 | 420,461 | 0.96387 | 2,792,115 | 32.4 |
| **45** | 0.02179 | 1,785 | 0.00441 | 81,947 | 405,272 | 0.93245 | 2,371,654 | 28.9 |
| **50** | 0.11434 | 9,165 | 0.02425 | 80,162 | 377,895 | 0.90019 | 1,966,382 | 24.5 |
| **55** | 0.08341 | 5,922 | 0.01741 | 70,996 | 340,177 | 0.91441 | 1,588,487 | 22.4 |
| **60** | 0.08798 | 5,725 | 0.01840 | 65,074 | 311,060 | 0.89376 | 1,248,310 | 19.2 |
| **65** | 0.12626 | 7,494 | 0.02695 | 59,349 | 278,013 | 0.86136 | 937,250 | 15.8 |
| **70** | 0.15280 | 7,924 | 0.03309 | 51,856 | 239,470 | 0.83917 | 659,237 | 12.7 |
| **75** | 0.17032 | 7,482 | 0.03723 | 43,932 | 200,955 | 0.52127 [c] | 419,767 | 9.6 |
| **80+** | 1.00000 | 36,450 | 0.16658 | 36,450 | 218,812 | - | 218,812 | 6.0 |
| **Perempuan** *Female* | | | | | | | | |
| **0** | 0.00000 | - | 0.00000 | 100,000 | 100,000 | 1.00000 [a] | 7,806,820 | 78.1 |
| **1** | 0.00000 | - | 0.00000 | 100,000 | 400,000 | 1.00000 [b] | 7,706,820 | 77.1 |
| **5** | 0.00000 | - | 0.00000 | 100,000 | 500,000 | 1.00000 | 7,306,820 | 73.1 |
| **10** | 0.00000 | - | 0.00000 | 100,000 | 500,000 | 1.00000 | 6,806,820 | 68.1 |
| **15** | 0.00000 | - | 0.00000 | 100,000 | 500,000 | 1.00000 | 6,306,820 | 63.1 |
| **20** | 0.00000 | - | 0.00000 | 100,000 | 500,000 | 0.99452 | 5,806,820 | 58.1 |
| **25** | 0.01095 | 1,095 | 0.00220 | 100,000 | 497,262 | 0.99449 | 5,306,820 | 53.1 |
| **30** | 0.00000 | - | 0.00000 | 98,905 | 494,524 | 0.99445 | 4,809,558 | 48.6 |
| **35** | 0.01110 | 1,098 | 0.00223 | 98,905 | 491,779 | 0.99442 | 4,315,035 | 43.6 |
| **40** | 0.00000 | - | 0.00000 | 97,807 | 489,035 | 0.99027 | 3,823,256 | 39.1 |
| **45** | 0.01946 | 1,903 | 0.00393 | 97,807 | 484,278 | 0.98058 | 3,334,221 | 34.1 |
| **50** | 0.01938 | 1,859 | 0.00391 | 95,904 | 474,874 | 0.96744 | 2,849,943 | 29.7 |
| **55** | 0.04600 | 4,326 | 0.00942 | 94,046 | 459,413 | 0.94669 | 2,375,069 | 25.3 |
| **60** | 0.06098 | 5,471 | 0.01258 | 89,720 | 434,921 | 0.92210 | 1,915,656 | 21.4 |
| **65** | 0.09592 | 8,081 | 0.02015 | 84,249 | 401,041 | 0.90760 | 1,480,735 | 17.6 |
| **70** | 0.08850 | 6,740 | 0.01852 | 76,167 | 363,986 | 0.86020 | 1,079,694 | 14.2 |
| **75** | 0.19608 | 13,613 | 0.04348 | 69,427 | 313,102 | 0.56253 [c] | 715,708 | 10.3 |
| **80+** | 1.00000 | 55,814 | 0.13863 | 55,814 | 402,606 | - | 402,606 | 7.2 |

**Nota:** *Notes:*

[a] **Daripada umur 0 hingga kumpulan umur 1-4**
*From age of 0 to age group 1-4*

[b] **Daripada umur 0, kumpulan umur 1-4 hingga kumpulan umur 5-9**
*From age of 0, age group 1-4 to age group 5-9*

[c] **Daripada umur 75 hingga 80+**
*From age of 75 to 80+*

[e] **Anggaran**
*Estimates*

**Jadual 5.11.15: Jadual hayat ringkas mengikut jantina dan umur, Sibu, Sarawak, 2026[e]**

*Table 5.11.15: Abridged life table by sex and age, Sibu, Sarawak, 2026 [e]*

| **Umur** *Age* | **Kebarangkalian mati di antara umur x dan umur x+n** *Probability of dying between age x and age x+n* | **Bilangan kematian di antara umur x dan umur x+n** *Number of deaths between age x and age x+n* | **Kadar tengah mortaliti di antara umur x dan umur x+n** *Central mortality rate between age x and age x+n* | **Penakat (orang yang masih hidup) pada umur tepat x** *Survivors at exact age x* | **Bilangan orang hidup-tahun di antara umur x dan umur x+n** *Number of person-years lived between age x and age x+n* | **Nisbah ketakatan** *Survival ratio* | **Jumlah bilangan orang hidup-tahun selepas umur tepat x** *Total number of person-years lived after exact age x* | **Jangkaan hayat** *Life expectancy* |
|---|---|---|---|---|---|---|---|---|
| **x** | $_nq_x$ | $_nd_x$ | $_nm_x$ | $l_x$ | $_nL_x$ | $_nS_x$ | $T_x$ | $e_x$ |
| **Lelaki dan Perempuan** *Both sexes* | | | | | | | | |
| **0** | 0.00742 | 742 | 0.00747 | 100,000 | 99,312 | 0.99232 [a] | 7,706,651 | 77.1 |
| **1** | 0.00074 | 74 | 0.00019 | 99,258 | 396,849 | 0.99918 [b] | 7,607,340 | 76.6 |
| **5** | 0.00068 | 68 | 0.00014 | 99,184 | 495,753 | 0.99922 | 7,210,490 | 72.7 |
| **10** | 0.00088 | 87 | 0.00018 | 99,117 | 495,366 | 0.99892 | 6,714,737 | 67.7 |
| **15** | 0.00129 | 127 | 0.00026 | 99,029 | 494,829 | 0.99807 | 6,219,371 | 62.8 |
| **20** | 0.00258 | 255 | 0.00052 | 98,902 | 493,872 | 0.99707 | 5,724,542 | 57.9 |
| **25** | 0.00328 | 324 | 0.00066 | 98,647 | 492,425 | 0.99605 | 5,230,670 | 53.0 |
| **30** | 0.00462 | 455 | 0.00093 | 98,323 | 490,480 | 0.99373 | 4,738,245 | 48.2 |
| **35** | 0.00792 | 775 | 0.00159 | 97,869 | 487,406 | 0.98894 | 4,247,765 | 43.4 |
| **40** | 0.01423 | 1,381 | 0.00287 | 97,094 | 482,014 | 0.98488 | 3,760,359 | 38.7 |
| **45** | 0.01603 | 1,534 | 0.00323 | 95,712 | 474,725 | 0.97637 | 3,278,345 | 34.3 |
| **50** | 0.03135 | 2,953 | 0.00637 | 94,178 | 463,507 | 0.96744 | 2,803,621 | 29.8 |
| **55** | 0.03381 | 3,085 | 0.00688 | 91,225 | 448,413 | 0.96024 | 2,340,114 | 25.7 |
| **60** | 0.04592 | 4,047 | 0.00940 | 88,140 | 430,582 | 0.94265 | 1,891,701 | 21.5 |
| **65** | 0.06933 | 5,830 | 0.01436 | 84,093 | 405,887 | 0.90032 | 1,461,119 | 17.4 |
| **70** | 0.13229 | 10,353 | 0.02833 | 78,262 | 365,427 | 0.83487 | 1,055,232 | 13.5 |
| **75** | 0.20296 | 13,783 | 0.04518 | 67,909 | 305,086 | 0.55772 [c] | 689,804 | 10.2 |
| **80+** | 1.00000 | 54,126 | 0.14069 | 54,126 | 384,718 | - | 384,718 | 7.1 |
| **Lelaki** *Male* | | | | | | | | |
| **0** | 0.00731 | 731 | 0.00736 | 100,000 | 99,315 | 0.99244 [a] | 7,489,562 | 74.9 |
| **1** | 0.00072 | 71 | 0.00018 | 99,269 | 396,905 | 0.99920 [b] | 7,390,247 | 74.4 |
| **5** | 0.00065 | 65 | 0.00013 | 99,197 | 495,824 | 0.99911 | 6,993,342 | 70.5 |
| **10** | 0.00112 | 111 | 0.00022 | 99,132 | 495,383 | 0.99871 | 6,497,518 | 65.5 |
| **15** | 0.00145 | 144 | 0.00029 | 99,021 | 494,746 | 0.99712 | 6,002,135 | 60.6 |
| **20** | 0.00431 | 426 | 0.00086 | 98,877 | 493,321 | 0.99511 | 5,507,389 | 55.7 |
| **25** | 0.00547 | 539 | 0.00110 | 98,451 | 490,908 | 0.99404 | 5,014,068 | 50.9 |
| **30** | 0.00645 | 632 | 0.00129 | 97,912 | 487,981 | 0.99153 | 4,523,161 | 46.2 |
| **35** | 0.01050 | 1,022 | 0.00211 | 97,280 | 483,848 | 0.98395 | 4,035,179 | 41.5 |
| **40** | 0.02166 | 2,085 | 0.00438 | 96,259 | 476,082 | 0.98003 | 3,551,332 | 36.9 |
| **45** | 0.01825 | 1,719 | 0.00368 | 94,174 | 466,573 | 0.97015 | 3,075,250 | 32.7 |
| **50** | 0.04166 | 3,852 | 0.00851 | 92,455 | 452,646 | 0.95650 | 2,608,677 | 28.2 |
| **55** | 0.04542 | 4,024 | 0.00930 | 88,603 | 432,955 | 0.95139 | 2,156,031 | 24.3 |
| **60** | 0.05196 | 4,394 | 0.01067 | 84,579 | 411,908 | 0.93288 | 1,723,076 | 20.4 |
| **65** | 0.08311 | 6,664 | 0.01734 | 80,184 | 384,261 | 0.88134 | 1,311,168 | 16.4 |
| **70** | 0.15744 | 11,575 | 0.03418 | 73,520 | 338,663 | 0.80590 | 926,907 | 12.6 |
| **75** | 0.23761 | 14,719 | 0.05393 | 61,945 | 272,929 | 0.53603 [c] | 588,244 | 9.5 |
| **80+** | 1.00000 | 47,226 | 0.14978 | 47,226 | 315,315 | - | 315,315 | 6.7 |
| **Perempuan** *Female* | | | | | | | | |
| **0** | 0.00752 | 752 | 0.00757 | 100,000 | 99,302 | 0.99221 [a] | 7,942,501 | 79.4 |
| **1** | 0.00077 | 77 | 0.00019 | 99,248 | 396,801 | 0.99915 [b] | 7,843,199 | 79.0 |
| **5** | 0.00071 | 70 | 0.00014 | 99,171 | 495,680 | 0.99934 | 7,446,398 | 75.1 |
| **10** | 0.00062 | 61 | 0.00012 | 99,101 | 495,351 | 0.99914 | 6,950,718 | 70.1 |
| **15** | 0.00110 | 109 | 0.00022 | 99,040 | 494,925 | 0.99921 | 6,455,367 | 65.2 |
| **20** | 0.00048 | 47 | 0.00010 | 98,931 | 494,535 | 0.99951 | 5,960,442 | 60.2 |
| **25** | 0.00050 | 49 | 0.00010 | 98,884 | 494,295 | 0.99854 | 5,465,906 | 55.3 |
| **30** | 0.00242 | 240 | 0.00049 | 98,834 | 493,573 | 0.99626 | 4,971,611 | 50.3 |
| **35** | 0.00506 | 499 | 0.00101 | 98,595 | 491,727 | 0.99428 | 4,478,038 | 45.4 |
| **40** | 0.00638 | 626 | 0.00128 | 98,096 | 488,915 | 0.98990 | 3,986,310 | 40.6 |
| **45** | 0.01385 | 1,350 | 0.00279 | 97,470 | 483,974 | 0.98229 | 3,497,396 | 35.9 |
| **50** | 0.02163 | 2,079 | 0.00437 | 96,120 | 475,402 | 0.97766 | 3,013,422 | 31.4 |
| **55** | 0.02307 | 2,169 | 0.00467 | 94,041 | 464,782 | 0.96853 | 2,538,019 | 27.0 |
| **60** | 0.04008 | 3,682 | 0.00818 | 91,872 | 450,154 | 0.95180 | 2,073,237 | 22.6 |
| **65** | 0.05666 | 4,997 | 0.01166 | 88,190 | 428,457 | 0.91790 | 1,623,083 | 18.4 |
| **70** | 0.10906 | 9,073 | 0.02307 | 83,193 | 393,281 | 0.86065 | 1,194,626 | 14.4 |
| **75** | 0.17335 | 12,849 | 0.03796 | 74,120 | 338,476 | 0.57761 [c] | 801,344 | 10.8 |
| **80+** | 1.00000 | 61,271 | 0.13237 | 61,271 | 462,868 | - | 462,868 | 7.6 |

**Nota:** *Notes:*

[a] **Daripada umur 0 hingga kumpulan umur 1-4**
*From age of 0 to age group 1-4*

[b] **Daripada umur 0, kumpulan umur 1-4 hingga kumpulan umur 5-9**
*From age of 0, age group 1-4 to age group 5-9*

[c] **Daripada umur 75 hingga 80+**
*From age of 75 to 80+*

[e] **Anggaran**
*Estimates*

**Jadual 5.11.16: Jadual hayat ringkas mengikut jantina dan umur, Dalat, Sarawak, 2026[e]**

*Table 5.11.16: Abridged life table by sex and age, Dalat, Sarawak, 2026 [e]*

| **Umur** *Age* | **Kebarangkalian mati di antara umur x dan umur x+n** *Probability of dying between age x and age x+n* | **Bilangan kematian di antara umur x dan umur x+n** *Number of deaths between age x and age x+n* | **Kadar tengah mortaliti di antara umur x dan umur x+n** *Central mortality rate between age x and age x+n* | **Penakat (orang yang masih hidup) pada umur tepat x** *Survivors at exact age x* | **Bilangan orang hidup-tahun di antara umur x dan umur x+n** *Number of person-years lived between age x and age x+n* | **Nisbah ketakatan** *Survival ratio* | **Jumlah bilangan orang hidup-tahun selepas umur tepat x** *Total number of person-years lived after exact age x* | **Jangkaan hayat** *Life expectancy* |
|---|---|---|---|---|---|---|---|---|
| **x** | $_nq_x$ | $_nd_x$ | $_nm_x$ | $l_x$ | $_nL_x$ | $_nS_x$ | $T_x$ | $e_x$ |
| **Lelaki dan Perempuan** *Both sexes* | | | | | | | | |
| **0** | 0.00536 | 536 | 0.00539 | 100,000 | 99,499 | 0.99471 [a] | 7,436,230 | 74.4 |
| **1** | 0.00000 | - | 0.00000 | 99,464 | 397,855 | 0.99832 [b] | 7,336,731 | 73.8 |
| **5** | 0.00321 | 320 | 0.00064 | 99,464 | 496,520 | 0.99839 | 6,938,876 | 69.8 |
| **10** | 0.00000 | - | 0.00000 | 99,144 | 495,721 | 0.99864 | 6,442,355 | 65.0 |
| **15** | 0.00271 | 269 | 0.00054 | 99,144 | 495,050 | 0.99520 | 5,946,634 | 60.0 |
| **20** | 0.00690 | 682 | 0.00138 | 98,876 | 492,673 | 0.99375 | 5,451,584 | 55.1 |
| **25** | 0.00559 | 549 | 0.00112 | 98,193 | 489,594 | 0.99575 | 4,958,912 | 50.5 |
| **30** | 0.00289 | 282 | 0.00058 | 97,644 | 487,515 | 0.98851 | 4,469,317 | 45.8 |
| **35** | 0.02012 | 1,959 | 0.00407 | 97,362 | 481,912 | 0.97978 | 3,981,802 | 40.9 |
| **40** | 0.02033 | 1,939 | 0.00411 | 95,403 | 472,167 | 0.98760 | 3,499,890 | 36.7 |
| **45** | 0.00432 | 403 | 0.00087 | 93,464 | 466,310 | 0.96119 | 3,027,724 | 32.4 |
| **50** | 0.07346 | 6,836 | 0.01525 | 93,060 | 448,211 | 0.93581 | 2,561,413 | 27.5 |
| **55** | 0.05419 | 4,672 | 0.01114 | 86,224 | 419,439 | 0.95502 | 2,113,202 | 24.5 |
| **60** | 0.03524 | 2,874 | 0.00717 | 81,552 | 400,573 | 0.93345 | 1,693,763 | 20.8 |
| **65** | 0.09901 | 7,790 | 0.02083 | 78,678 | 373,913 | 0.86710 | 1,293,190 | 16.4 |
| **70** | 0.17052 | 12,088 | 0.03728 | 70,888 | 324,218 | 0.82683 | 919,277 | 13.0 |
| **75** | 0.17637 | 10,370 | 0.03868 | 58,800 | 268,072 | 0.54950 [c] | 595,059 | 10.1 |
| **80+** | 1.00000 | 48,429 | 0.14811 | 48,429 | 326,987 | - | 326,987 | 6.8 |
| **Lelaki** *Male* | | | | | | | | |
| **0** | 0.00576 | 576 | 0.00580 | 100,000 | 99,458 | 0.99430 [a] | 7,320,000 | 73.2 |
| **1** | 0.00000 | - | 0.00000 | 99,424 | 397,695 | 0.99697 [b] | 7,220,542 | 72.6 |
| **5** | 0.00591 | 588 | 0.00119 | 99,424 | 495,648 | 0.99703 | 6,822,847 | 68.6 |
| **10** | 0.00000 | - | 0.00000 | 98,836 | 494,178 | 0.99748 | 6,327,199 | 64.0 |
| **15** | 0.00505 | 499 | 0.00101 | 98,836 | 492,931 | 0.99542 | 5,833,021 | 59.0 |
| **20** | 0.00410 | 403 | 0.00082 | 98,337 | 490,676 | 0.99292 | 5,340,090 | 54.3 |
| **25** | 0.01008 | 987 | 0.00203 | 97,934 | 487,200 | 0.99224 | 4,849,414 | 49.5 |
| **30** | 0.00542 | 525 | 0.00109 | 96,946 | 483,418 | 0.98486 | 4,362,214 | 45.0 |
| **35** | 0.02491 | 2,402 | 0.00504 | 96,421 | 476,101 | 0.97445 | 3,878,796 | 40.2 |
| **40** | 0.02621 | 2,464 | 0.00531 | 94,019 | 463,936 | 0.98240 | 3,402,695 | 36.2 |
| **45** | 0.00875 | 801 | 0.00176 | 91,555 | 455,772 | 0.95920 | 2,938,760 | 32.1 |
| **50** | 0.07313 | 6,636 | 0.01518 | 90,754 | 437,178 | 0.92955 | 2,482,988 | 27.4 |
| **55** | 0.06757 | 5,684 | 0.01399 | 84,117 | 406,378 | 0.93803 | 2,045,809 | 24.3 |
| **60** | 0.05597 | 4,390 | 0.01152 | 78,434 | 381,194 | 0.91865 | 1,639,431 | 20.9 |
| **65** | 0.10823 | 8,013 | 0.02288 | 74,044 | 350,186 | 0.88630 | 1,258,237 | 17.0 |
| **70** | 0.11984 | 7,913 | 0.02550 | 66,030 | 310,369 | 0.86106 | 908,051 | 13.8 |
| **75** | 0.16064 | 9,336 | 0.03493 | 58,117 | 267,246 | 0.55286 [c] | 597,682 | 10.3 |
| **80+** | 1.00000 | 48,781 | 0.14763 | 48,781 | 330,436 | - | 330,436 | 6.8 |
| **Perempuan** *Female* | | | | | | | | |
| **0** | 0.00501 | 501 | 0.00504 | 100,000 | 99,531 | 0.99505 [a] | 7,570,673 | 75.7 |
| **1** | 0.00000 | - | 0.00000 | 99,499 | 397,995 | 0.99993 [b] | 7,471,142 | 75.1 |
| **5** | 0.00000 | - | 0.00000 | 99,499 | 497,494 | 1.00000 | 7,073,147 | 71.1 |
| **10** | 0.00000 | - | 0.00000 | 99,499 | 497,494 | 1.00000 | 6,575,653 | 66.1 |
| **15** | 0.00000 | - | 0.00000 | 99,499 | 497,494 | 0.99476 | 6,078,159 | 61.1 |
| **20** | 0.01047 | 1,042 | 0.00211 | 99,499 | 494,889 | 0.99474 | 5,580,665 | 56.1 |
| **25** | 0.00000 | - | 0.00000 | 98,457 | 492,284 | 1.00000 | 5,085,776 | 51.7 |
| **30** | 0.00000 | - | 0.00000 | 98,457 | 492,284 | 0.99273 | 4,593,492 | 46.7 |
| **35** | 0.01453 | 1,431 | 0.00293 | 98,457 | 488,707 | 0.98572 | 4,101,208 | 41.7 |
| **40** | 0.01403 | 1,361 | 0.00282 | 97,026 | 481,727 | 0.99294 | 3,612,501 | 37.2 |
| **45** | 0.00000 | - | 0.00000 | 95,665 | 478,325 | 0.96310 | 3,130,774 | 32.7 |
| **50** | 0.07380 | 7,060 | 0.01533 | 95,665 | 460,675 | 0.94190 | 2,652,449 | 27.7 |
| **55** | 0.04115 | 3,646 | 0.00840 | 88,605 | 433,909 | 0.97082 | 2,191,774 | 24.7 |
| **60** | 0.01669 | 1,418 | 0.00337 | 84,959 | 421,247 | 0.94674 | 1,757,866 | 20.7 |
| **65** | 0.09045 | 7,556 | 0.01895 | 83,540 | 398,810 | 0.85106 | 1,336,619 | 16.0 |
| **70** | 0.21324 | 16,203 | 0.04774 | 75,984 | 339,411 | 0.79757 | 937,808 | 12.3 |
| **75** | 0.18868 | 11,279 | 0.04167 | 59,781 | 270,705 | 0.54762 [c] | 598,397 | 10.0 |
| **80+** | 1.00000 | 48,501 | 0.14801 | 48,501 | 327,692 | - | 327,692 | 6.8 |

**Nota:** *Notes:*

[a] **Daripada umur 0 hingga kumpulan umur 1-4**
*From age of 0 to age group 1-4*

[b] **Daripada umur 0, kumpulan umur 1-4 hingga kumpulan umur 5-9**
*From age of 0, age group 1-4 to age group 5-9*

[c] **Daripada umur 75 hingga 80+**
*From age of 75 to 80+*

[e] **Anggaran**
*Estimates*

**Jadual 5.11.17: Jadual hayat ringkas mengikut jantina dan umur, Mukah, Sarawak, 2026[e]**

*Table 5.11.17: Abridged life table by sex and age, Mukah, Sarawak, 2026 [e]*

| **Umur** *Age* | **Kebarangkalian mati di antara umur x dan umur x+n** *Probability of dying between age x and age x+n* | **Bilangan kematian di antara umur x dan umur x+n** *Number of deaths between age x and age x+n* | **Kadar tengah mortaliti di antara umur x dan umur x+n** *Central mortality rate between age x and age x+n* | **Penakat (orang yang masih hidup) pada umur tepat x** *Survivors at exact age x* | **Bilangan orang hidup-tahun di antara umur x dan umur x+n** *Number of person-years lived between age x and age x+n* | **Nisbah ketakatan** *Survival ratio* | **Jumlah bilangan orang hidup-tahun selepas umur tepat x** *Total number of person-years lived after exact age x* | **Jangkaan hayat** *Life expectancy* |
|---|---|---|---|---|---|---|---|---|
| **x** | $_nq_x$ | $_nd_x$ | $_nm_x$ | $l_x$ | $_nL_x$ | $_nS_x$ | $T_x$ | $e_x$ |
| **Lelaki dan Perempuan** *Both sexes* | | | | | | | | |
| **0** | 0.00768 | 768 | 0.00773 | 100,000 | 99,288 | 0.98992 [a] | 7,277,703 | 72.8 |
| **1** | 0.00508 | 504 | 0.00127 | 99,232 | 395,674 | 0.99654 [b] | 7,178,415 | 72.3 |
| **5** | 0.00158 | 156 | 0.00032 | 98,728 | 493,250 | 0.99841 | 6,782,741 | 68.7 |
| **10** | 0.00160 | 157 | 0.00032 | 98,572 | 492,467 | 0.99844 | 6,289,491 | 63.8 |
| **15** | 0.00153 | 151 | 0.00031 | 98,415 | 491,696 | 0.99923 | 5,797,024 | 58.9 |
| **20** | 0.00000 | - | 0.00000 | 98,264 | 491,320 | 0.99635 | 5,305,328 | 54.0 |
| **25** | 0.00730 | 718 | 0.00147 | 98,264 | 489,525 | 0.99015 | 4,814,008 | 49.0 |
| **30** | 0.01241 | 1,211 | 0.00250 | 97,546 | 484,704 | 0.98543 | 4,324,483 | 44.3 |
| **35** | 0.01676 | 1,615 | 0.00338 | 96,335 | 477,640 | 0.98259 | 3,839,779 | 39.9 |
| **40** | 0.01806 | 1,711 | 0.00365 | 94,720 | 469,325 | 0.97268 | 3,362,139 | 35.5 |
| **45** | 0.03676 | 3,419 | 0.00749 | 93,010 | 456,501 | 0.96287 | 2,892,814 | 31.1 |
| **50** | 0.03752 | 3,361 | 0.00765 | 89,591 | 439,551 | 0.95005 | 2,436,313 | 27.2 |
| **55** | 0.06286 | 5,421 | 0.01298 | 86,229 | 417,596 | 0.93271 | 1,996,762 | 23.2 |
| **60** | 0.07202 | 5,820 | 0.01494 | 80,809 | 389,494 | 0.91925 | 1,579,166 | 19.5 |
| **65** | 0.09015 | 6,760 | 0.01888 | 74,989 | 358,043 | 0.89008 | 1,189,672 | 15.9 |
| **70** | 0.13164 | 8,981 | 0.02818 | 68,228 | 318,688 | 0.78953 | 831,629 | 12.2 |
| **75** | 0.30125 | 17,848 | 0.07093 | 59,247 | 251,614 | 0.50947 [c] | 512,941 | 8.7 |
| **80+** | 1.00000 | 41,399 | 0.15842 | 41,399 | 261,327 | - | 261,327 | 6.3 |
| **Lelaki** *Male* | | | | | | | | |
| **0** | 0.00743 | 743 | 0.00749 | 100,000 | 99,304 | 0.98961 [a] | 7,065,508 | 70.7 |
| **1** | 0.00648 | 643 | 0.00163 | 99,257 | 395,501 | 0.99648 [b] | 6,966,204 | 70.2 |
| **5** | 0.00000 | - | 0.00000 | 98,613 | 493,065 | 1.00000 | 6,570,703 | 66.6 |
| **10** | 0.00000 | - | 0.00000 | 98,613 | 493,065 | 0.99854 | 6,077,637 | 61.6 |
| **15** | 0.00292 | 288 | 0.00058 | 98,613 | 492,346 | 0.99854 | 5,584,572 | 56.6 |
| **20** | 0.00000 | - | 0.00000 | 98,325 | 491,627 | 0.99488 | 5,092,226 | 51.8 |
| **25** | 0.01024 | 1,007 | 0.00206 | 98,325 | 489,110 | 0.98739 | 4,600,599 | 46.8 |
| **30** | 0.01500 | 1,460 | 0.00302 | 97,319 | 482,944 | 0.97954 | 4,111,489 | 42.2 |
| **35** | 0.02600 | 2,492 | 0.00527 | 95,859 | 473,063 | 0.97456 | 3,628,545 | 37.9 |
| **40** | 0.02487 | 2,322 | 0.00504 | 93,366 | 461,027 | 0.96256 | 3,155,482 | 33.8 |
| **45** | 0.05032 | 4,582 | 0.01032 | 91,045 | 443,768 | 0.94946 | 2,694,455 | 29.6 |
| **50** | 0.05076 | 4,389 | 0.01042 | 86,463 | 421,342 | 0.94785 | 2,250,686 | 26.0 |
| **55** | 0.05362 | 4,401 | 0.01102 | 82,074 | 399,367 | 0.94405 | 1,829,344 | 22.3 |
| **60** | 0.05842 | 4,537 | 0.01204 | 77,673 | 377,022 | 0.89834 | 1,429,977 | 18.4 |
| **65** | 0.14758 | 10,793 | 0.03187 | 73,136 | 338,696 | 0.85707 | 1,052,955 | 14.4 |
| **70** | 0.13749 | 8,571 | 0.02953 | 62,343 | 290,285 | 0.76053 | 714,259 | 11.5 |
| **75** | 0.35770 | 19,234 | 0.08712 | 53,771 | 220,771 | 0.47928 [c] | 423,975 | 7.9 |
| **80+** | 1.00000 | 34,537 | 0.16996 | 34,537 | 203,203 | - | 203,203 | 5.9 |
| **Perempuan** *Female* | | | | | | | | |
| **0** | 0.00794 | 794 | 0.00800 | 100,000 | 99,265 | 0.99043 [a] | 7,521,398 | 75.2 |
| **1** | 0.00355 | 352 | 0.00089 | 99,206 | 395,949 | 0.99649 [b] | 7,422,133 | 74.8 |
| **5** | 0.00323 | 319 | 0.00065 | 98,854 | 493,474 | 0.99675 | 7,026,184 | 71.1 |
| **10** | 0.00327 | 322 | 0.00066 | 98,535 | 491,870 | 0.99836 | 6,532,710 | 66.3 |
| **15** | 0.00000 | - | 0.00000 | 98,213 | 491,065 | 1.00000 | 6,040,839 | 61.5 |
| **20** | 0.00000 | - | 0.00000 | 98,213 | 491,065 | 0.99787 | 5,549,775 | 56.5 |
| **25** | 0.00426 | 418 | 0.00085 | 98,213 | 490,020 | 0.99326 | 5,058,710 | 51.5 |
| **30** | 0.00923 | 902 | 0.00185 | 97,795 | 486,719 | 0.99236 | 4,568,690 | 46.7 |
| **35** | 0.00604 | 585 | 0.00121 | 96,893 | 483,000 | 0.99203 | 4,081,971 | 42.1 |
| **40** | 0.00992 | 955 | 0.00199 | 96,307 | 479,149 | 0.98460 | 3,598,971 | 37.4 |
| **45** | 0.02095 | 1,997 | 0.00423 | 95,352 | 471,768 | 0.97800 | 3,119,822 | 32.7 |
| **50** | 0.02307 | 2,154 | 0.00467 | 93,355 | 461,390 | 0.95188 | 2,648,054 | 28.4 |
| **55** | 0.07376 | 6,727 | 0.01532 | 91,201 | 439,187 | 0.91994 | 2,186,664 | 24.0 |
| **60** | 0.08686 | 7,337 | 0.01816 | 84,474 | 404,027 | 0.93827 | 1,747,476 | 20.7 |
| **65** | 0.03422 | 2,640 | 0.00696 | 77,137 | 379,084 | 0.92074 | 1,343,450 | 17.4 |
| **70** | 0.12590 | 9,379 | 0.02687 | 74,497 | 349,037 | 0.81589 | 964,365 | 12.9 |
| **75** | 0.25070 | 16,325 | 0.05732 | 65,118 | 284,777 | 0.53720 [c] | 615,329 | 9.4 |
| **80+** | 1.00000 | 48,793 | 0.14761 | 48,793 | 330,551 | - | 330,551 | 6.8 |

**Nota:** *Notes:*

[a] **Daripada umur 0 hingga kumpulan umur 1-4**
*From age of 0 to age group 1-4*

[b] **Daripada umur 0, kumpulan umur 1-4 hingga kumpulan umur 5-9**
*From age of 0, age group 1-4 to age group 5-9*

[c] **Daripada umur 75 hingga 80+**
*From age of 75 to 80+*

[e] **Anggaran**
*Estimates*

**Jadual 5.11.18: Jadual hayat ringkas mengikut jantina dan umur, Kanowit, Sarawak, 2026[e]**

*Table 5.11.18: Abridged life table by sex and age, Kanowit, Sarawak, 2026 [e]*

| Umur *Age* | Kebarangkalian mati di antara umur x dan umur x+n *Probability of dying between age x and age x+n* | Bilangan kematian di antara umur x dan umur x+n *Number of deaths between age x and age x+n* | Kadar tengah mortaliti di antara umur x dan umur x+n *Central mortality rate between age x and age x+n* | Penakat (orang yang masih hidup) pada umur tepat x *Survivors at exact age x* | Bilangan orang hidup-tahun di antara umur x dan umur x+n *Number of person-years lived between age x and age x+n* | Nisbah ketakatan *Survival ratio* | Jumlah bilangan orang hidup-tahun selepas umur tepat x *Total number of person-years lived after exact age x* | Jangkaan hayat *Life expectancy* |
|---|---|---|---|---|---|---|---|---|
| x | $_nq_x$ | $_nd_x$ | $_nm_x$ | $l_x$ | $_nL_x$ | $_nS_x$ | $T_x$ | $e_x$ |
| **Lelaki dan Perempuan** *Both sexes* | | | | | | | | |
| **0** | 0.00332 | 332 | 0.00333 | 100,000 | 99,688 | 0.99570 [a] | 7,073,481 | 70.7 |
| **1** | 0.00206 | 206 | 0.00052 | 99,668 | 398,161 | 0.99892 [b] | 6,973,793 | 70.0 |
| **5** | 0.00000 | - | 0.00000 | 99,462 | 497,311 | 1.00000 | 6,575,632 | 66.1 |
| **10** | 0.00000 | - | 0.00000 | 99,462 | 497,311 | 0.99773 | 6,078,320 | 61.1 |
| **15** | 0.00454 | 451 | 0.00091 | 99,462 | 496,183 | 0.99666 | 5,581,009 | 56.1 |
| **20** | 0.00213 | 211 | 0.00043 | 99,011 | 494,527 | 0.99036 | 5,084,826 | 51.4 |
| **25** | 0.01716 | 1,696 | 0.00346 | 98,800 | 489,760 | 0.98812 | 4,590,299 | 46.5 |
| **30** | 0.00651 | 632 | 0.00131 | 97,104 | 483,941 | 0.98112 | 4,100,539 | 42.2 |
| **35** | 0.03133 | 3,022 | 0.00637 | 96,472 | 474,806 | 0.96427 | 3,616,598 | 37.5 |
| **40** | 0.04027 | 3,763 | 0.00822 | 93,450 | 457,843 | 0.97007 | 3,141,792 | 33.6 |
| **45** | 0.01915 | 1,717 | 0.00387 | 89,687 | 444,141 | 0.96183 | 2,683,949 | 29.9 |
| **50** | 0.05757 | 5,064 | 0.01185 | 87,969 | 427,187 | 0.93515 | 2,239,808 | 25.5 |
| **55** | 0.07258 | 6,017 | 0.01506 | 82,905 | 399,483 | 0.90570 | 1,812,621 | 21.9 |
| **60** | 0.11772 | 9,051 | 0.02502 | 76,888 | 361,812 | 0.88362 | 1,413,138 | 18.4 |
| **65** | 0.11486 | 7,792 | 0.02437 | 67,837 | 319,705 | 0.85770 | 1,051,326 | 15.5 |
| **70** | 0.17329 | 10,405 | 0.03795 | 60,045 | 274,212 | 0.80440 | 731,621 | 12.2 |
| **75** | 0.22258 | 11,049 | 0.05009 | 49,640 | 220,577 | 0.51777 [c] | 457,409 | 9.2 |
| **80+** | 1.00000 | 38,591 | 0.16295 | 38,591 | 236,832 | - | 236,832 | 6.1 |
| **Lelaki** *Male* | | | | | | | | |
| **0** | 0.00654 | 654 | 0.00658 | 100,000 | 99,386 | 0.99354 [a] | 6,665,515 | 66.7 |
| **1** | 0.00000 | - | 0.00000 | 99,346 | 397,386 | 0.99992 [b] | 6,566,128 | 66.1 |
| **5** | 0.00000 | - | 0.00000 | 99,346 | 496,732 | 1.00000 | 6,168,743 | 62.1 |
| **10** | 0.00000 | - | 0.00000 | 99,346 | 496,732 | 0.99551 | 5,672,011 | 57.1 |
| **15** | 0.00898 | 892 | 0.00180 | 99,346 | 494,503 | 0.99339 | 5,175,279 | 52.1 |
| **20** | 0.00422 | 415 | 0.00085 | 98,455 | 491,235 | 0.98431 | 4,680,776 | 47.5 |
| **25** | 0.02721 | 2,668 | 0.00552 | 98,039 | 483,527 | 0.98621 | 4,189,541 | 42.7 |
| **30** | 0.00000 | - | 0.00000 | 95,372 | 476,858 | 0.97795 | 3,706,014 | 38.9 |
| **35** | 0.04411 | 4,207 | 0.00902 | 95,372 | 466,341 | 0.94738 | 3,229,156 | 33.9 |
| **40** | 0.06152 | 5,608 | 0.01269 | 91,165 | 441,804 | 0.94898 | 2,762,814 | 30.3 |
| **45** | 0.03984 | 3,409 | 0.00813 | 85,557 | 419,262 | 0.94213 | 2,321,010 | 27.1 |
| **50** | 0.07666 | 6,297 | 0.01594 | 82,148 | 394,998 | 0.91760 | 1,901,748 | 23.2 |
| **55** | 0.08862 | 6,722 | 0.01854 | 75,851 | 362,451 | 0.87243 | 1,506,751 | 19.9 |
| **60** | 0.17032 | 11,774 | 0.03723 | 69,129 | 316,212 | 0.84110 | 1,144,300 | 16.6 |
| **65** | 0.14514 | 8,324 | 0.03130 | 57,356 | 265,966 | 0.83191 | 828,087 | 14.4 |
| **70** | 0.19493 | 9,558 | 0.04320 | 49,031 | 221,261 | 0.78404 | 562,121 | 11.5 |
| **75** | 0.24209 | 9,556 | 0.05508 | 39,473 | 173,477 | 0.49106 [c] | 340,860 | 8.6 |
| **80+** | 1.00000 | 29,917 | 0.17874 | 29,917 | 167,383 | - | 167,383 | 5.6 |
| **Perempuan** *Female* | | | | | | | | |
| **0** | 0.00000 | - | 0.00000 | 100,000 | 100,000 | 0.99791 [a] | 7,537,869 | 75.4 |
| **1** | 0.00422 | 422 | 0.00106 | 100,000 | 398,955 | 0.99787 [b] | 7,437,869 | 74.4 |
| **5** | 0.00000 | - | 0.00000 | 99,578 | 497,890 | 1.00000 | 7,038,914 | 70.7 |
| **10** | 0.00000 | - | 0.00000 | 99,578 | 497,890 | 1.00000 | 6,541,024 | 65.7 |
| **15** | 0.00000 | - | 0.00000 | 99,578 | 497,890 | 1.00000 | 6,043,133 | 60.7 |
| **20** | 0.00000 | - | 0.00000 | 99,578 | 497,890 | 0.99653 | 5,545,243 | 55.7 |
| **25** | 0.00693 | 690 | 0.00139 | 99,578 | 496,165 | 0.98976 | 5,047,353 | 50.7 |
| **30** | 0.01357 | 1,342 | 0.00273 | 98,888 | 491,086 | 0.98389 | 4,551,188 | 46.0 |
| **35** | 0.01869 | 1,823 | 0.00377 | 97,546 | 483,173 | 0.98077 | 4,060,102 | 41.6 |
| **40** | 0.01978 | 1,893 | 0.00399 | 95,723 | 473,882 | 0.99001 | 3,576,929 | 37.4 |
| **45** | 0.00000 | - | 0.00000 | 93,830 | 469,150 | 0.98024 | 3,103,047 | 33.1 |
| **50** | 0.03953 | 3,709 | 0.00806 | 93,830 | 459,878 | 0.95105 | 2,633,898 | 28.1 |
| **55** | 0.05875 | 5,295 | 0.01211 | 90,121 | 437,369 | 0.93912 | 2,174,020 | 24.1 |
| **60** | 0.06313 | 5,355 | 0.01304 | 84,826 | 410,743 | 0.92618 | 1,736,651 | 20.5 |
| **65** | 0.08523 | 6,773 | 0.01780 | 79,471 | 380,422 | 0.88403 | 1,325,908 | 16.7 |
| **70** | 0.14957 | 10,874 | 0.03233 | 72,698 | 336,306 | 0.82355 | 945,486 | 13.0 |
| **75** | 0.20804 | 12,862 | 0.04644 | 61,824 | 276,966 | 0.54535 [c] | 609,180 | 9.9 |
| **80+** | 1.00000 | 48,962 | 0.14738 | 48,962 | 332,214 | - | 332,214 | 6.8 |

**Nota:** *Notes:*

[a] **Daripada umur 0 hingga kumpulan umur 1-4**
*From age of 0 to age group 1-4*

[b] **Daripada umur 0, kumpulan umur 1-4 hingga kumpulan umur 5-9**
*From age of 0, age group 1-4 to age group 5-9*

[c] **Daripada umur 75 hingga 80+**
*From age of 75 to 80+*

[e] **Anggaran**
*Estimates*

**Jadual 5.11.19: Jadual hayat ringkas mengikut jantina dan umur, Bintulu, Sarawak, 2026[e]**

*Table 5.11.19: Abridged life table by sex and age, Bintulu, Sarawak, 2026 [e]*

| **Umur** *Age* | **Kebarangkalian mati di antara umur x dan umur x+n** *Probability of dying between age x and age x+n* | **Bilangan kematian di antara umur x dan umur x+n** *Number of deaths between age x and age x+n* | **Kadar tengah mortaliti di antara umur x dan umur x+n** *Central mortality rate between age x and age x+n* | **Penakat (orang yang masih hidup) pada umur tepat x** *Survivors at exact age x* | **Bilangan orang hidup-tahun di antara umur x dan umur x+n** *Number of person-years lived between age x and age x+n* | **Nisbah ketakatan** *Survival ratio* | **Jumlah bilangan orang hidup-tahun selepas umur tepat x** *Total number of person-years lived after exact age x* | **Jangkaan hayat** *Life expectancy* |
|---|---|---|---|---|---|---|---|---|
| **x** | $_nq_x$ | $_nd_x$ | $_nm_x$ | $l_x$ | $_nL_x$ | $_nS_x$ | $T_x$ | $e_x$ |
| **Lelaki dan Perempuan** *Both sexes* | | | | | | | | |
| **0** | 0.01014 | 1,014 | 0.01024 | 100,000 | 99,067 | 0.98946 [a] | 7,729,440 | 77.3 |
| **1** | 0.00114 | 113 | 0.00028 | 98,986 | 395,663 | 0.99840 [b] | 7,630,373 | 77.1 |
| **5** | 0.00172 | 170 | 0.00034 | 98,873 | 493,940 | 0.99897 | 7,234,710 | 73.2 |
| **10** | 0.00033 | 33 | 0.00007 | 98,703 | 493,433 | 0.99952 | 6,740,770 | 68.3 |
| **15** | 0.00064 | 63 | 0.00013 | 98,670 | 493,195 | 0.99926 | 6,247,337 | 63.3 |
| **20** | 0.00085 | 83 | 0.00017 | 98,608 | 492,830 | 0.99860 | 5,754,142 | 58.4 |
| **25** | 0.00196 | 193 | 0.00039 | 98,524 | 492,140 | 0.99710 | 5,261,312 | 53.4 |
| **30** | 0.00384 | 378 | 0.00077 | 98,332 | 490,713 | 0.99546 | 4,769,172 | 48.5 |
| **35** | 0.00523 | 513 | 0.00105 | 97,954 | 488,487 | 0.99293 | 4,278,459 | 43.7 |
| **40** | 0.00891 | 868 | 0.00179 | 97,441 | 485,035 | 0.99041 | 3,789,972 | 38.9 |
| **45** | 0.01029 | 993 | 0.00207 | 96,573 | 480,382 | 0.98485 | 3,304,936 | 34.2 |
| **50** | 0.02007 | 1,919 | 0.00406 | 95,580 | 473,102 | 0.97470 | 2,824,555 | 29.6 |
| **55** | 0.03064 | 2,869 | 0.00622 | 93,661 | 461,133 | 0.96539 | 2,351,452 | 25.1 |
| **60** | 0.03871 | 3,514 | 0.00789 | 90,792 | 445,174 | 0.94210 | 1,890,320 | 20.8 |
| **65** | 0.07787 | 6,797 | 0.01621 | 87,278 | 419,397 | 0.89237 | 1,445,146 | 16.6 |
| **70** | 0.13990 | 11,259 | 0.03008 | 80,481 | 374,258 | 0.80222 | 1,025,749 | 12.7 |
| **75** | 0.26508 | 18,349 | 0.06112 | 69,222 | 300,237 | 0.53915 [c] | 651,492 | 9.4 |
| **80+** | 1.00000 | 50,873 | 0.14483 | 50,873 | 351,254 | - | 351,254 | 6.9 |
| **Lelaki** *Male* | | | | | | | | |
| **0** | 0.00662 | 662 | 0.00666 | 100,000 | 99,379 | 0.99243 [a] | 7,625,349 | 76.3 |
| **1** | 0.00221 | 219 | 0.00055 | 99,338 | 396,835 | 0.99834 [b] | 7,525,970 | 75.8 |
| **5** | 0.00083 | 82 | 0.00017 | 99,119 | 495,391 | 0.99958 | 7,129,135 | 71.9 |
| **10** | 0.00000 | - | 0.00000 | 99,037 | 495,185 | 0.99939 | 6,633,744 | 67.0 |
| **15** | 0.00121 | 120 | 0.00024 | 99,037 | 494,886 | 0.99913 | 6,138,558 | 62.0 |
| **20** | 0.00053 | 52 | 0.00011 | 98,917 | 494,456 | 0.99806 | 5,643,673 | 57.1 |
| **25** | 0.00336 | 332 | 0.00067 | 98,865 | 493,495 | 0.99581 | 5,149,217 | 52.1 |
| **30** | 0.00502 | 494 | 0.00101 | 98,533 | 491,429 | 0.99379 | 4,655,722 | 47.3 |
| **35** | 0.00740 | 726 | 0.00149 | 98,039 | 488,380 | 0.99035 | 4,164,292 | 42.5 |
| **40** | 0.01192 | 1,160 | 0.00240 | 97,313 | 483,666 | 0.98786 | 3,675,913 | 37.8 |
| **45** | 0.01236 | 1,189 | 0.00249 | 96,153 | 477,793 | 0.98176 | 3,192,247 | 33.2 |
| **50** | 0.02418 | 2,297 | 0.00490 | 94,964 | 469,079 | 0.96917 | 2,714,454 | 28.6 |
| **55** | 0.03764 | 3,488 | 0.00767 | 92,668 | 454,619 | 0.96110 | 2,245,375 | 24.2 |
| **60** | 0.04022 | 3,586 | 0.00821 | 89,180 | 436,934 | 0.93686 | 1,790,756 | 20.1 |
| **65** | 0.08702 | 7,449 | 0.01820 | 85,593 | 409,346 | 0.88147 | 1,353,822 | 15.8 |
| **70** | 0.15304 | 11,960 | 0.03315 | 78,145 | 360,825 | 0.77704 | 944,477 | 12.1 |
| **75** | 0.30550 | 20,219 | 0.07212 | 66,185 | 280,377 | 0.51962 [c] | 583,652 | 8.8 |
| **80+** | 1.00000 | 45,966 | 0.15156 | 45,966 | 303,275 | - | 303,275 | 6.6 |
| **Perempuan** *Female* | | | | | | | | |
| **0** | 0.01382 | 1,382 | 0.01400 | 100,000 | 98,744 | 0.98643 [a] | 7,859,210 | 78.6 |
| **1** | 0.00000 | - | 0.00000 | 98,618 | 394,470 | 0.99840 [b] | 7,760,466 | 78.7 |
| **5** | 0.00268 | 264 | 0.00054 | 98,618 | 492,427 | 0.99831 | 7,365,996 | 74.7 |
| **10** | 0.00069 | 68 | 0.00014 | 98,353 | 491,597 | 0.99966 | 6,873,570 | 69.9 |
| **15** | 0.00000 | - | 0.00000 | 98,286 | 491,428 | 0.99939 | 6,381,973 | 64.9 |
| **20** | 0.00122 | 119 | 0.00024 | 98,286 | 491,129 | 0.99939 | 5,890,545 | 59.9 |
| **25** | 0.00000 | - | 0.00000 | 98,166 | 490,831 | 0.99887 | 5,399,416 | 55.0 |
| **30** | 0.00226 | 221 | 0.00045 | 98,166 | 490,277 | 0.99771 | 4,908,586 | 50.0 |
| **35** | 0.00233 | 228 | 0.00047 | 97,945 | 489,152 | 0.99621 | 4,418,309 | 45.1 |
| **40** | 0.00526 | 514 | 0.00105 | 97,716 | 487,297 | 0.99342 | 3,929,156 | 40.2 |
| **45** | 0.00792 | 770 | 0.00159 | 97,203 | 484,089 | 0.98824 | 3,441,859 | 35.4 |
| **50** | 0.01564 | 1,508 | 0.00315 | 96,433 | 478,394 | 0.98077 | 2,957,770 | 30.7 |
| **55** | 0.02288 | 2,172 | 0.00463 | 94,925 | 469,195 | 0.97013 | 2,479,376 | 26.1 |
| **60** | 0.03703 | 3,434 | 0.00754 | 92,753 | 455,180 | 0.94814 | 2,010,181 | 21.7 |
| **65** | 0.06726 | 6,008 | 0.01392 | 89,319 | 431,575 | 0.90525 | 1,555,001 | 17.4 |
| **70** | 0.12422 | 10,349 | 0.02649 | 83,311 | 390,682 | 0.82801 | 1,123,427 | 13.5 |
| **75** | 0.22654 | 16,529 | 0.05109 | 72,962 | 323,487 | 0.55853 [c] | 732,745 | 10.0 |
| **80+** | 1.00000 | 56,433 | 0.13789 | 56,433 | 409,258 | - | 409,258 | 7.3 |

**Nota:** *Notes:*

[a] **Daripada umur 0 hingga kumpulan umur 1-4**
*From age of 0 to age group 1-4*

[b] **Daripada umur 0, kumpulan umur 1-4 hingga kumpulan umur 5-9**
*From age of 0, age group 1-4 to age group 5-9*

[c] **Daripada umur 75 hingga 80+**
*From age of 75 to 80+*

[e] **Anggaran**
*Estimates*

**Jadual 5.11.20: Jadual hayat ringkas mengikut jantina dan umur, Tatau, Sarawak, 2026[e]**

*Table 5.11.20: Abridged life table by sex and age, Tatau, Sarawak, 2026 [e]*

| **Umur** *Age* | **Kebarangkalian mati di antara umur x dan umur x+n** *Probability of dying between age x and age x+n* | **Bilangan kematian di antara umur x dan umur x+n** *Number of deaths between age x and age x+n* | **Kadar tengah mortaliti di antara umur x dan umur x+n** *Central mortality rate between age x and age x+n* | **Penakat (orang yang masih hidup) pada umur tepat x** *Survivors at exact age x* | **Bilangan orang hidup-tahun di antara umur x dan umur x+n** *Number of person-years lived between age x and age x+n* | **Nisbah ketakatan** *Survival ratio* | **Jumlah bilangan orang hidup-tahun selepas umur tepat x** *Total number of person-years lived after exact age x* | **Jangkaan hayat** *Life expectancy* |
|---|---|---|---|---|---|---|---|---|
| **x** | $_nq_x$ | $_nd_x$ | $_nm_x$ | $l_x$ | $_nL_x$ | $_nS_x$ | $T_x$ | $e_x$ |
| **Lelaki dan Perempuan** *Both sexes* | | | | | | | | |
| **0** | 0.00249 | 249 | 0.00250 | 100,000 | 99,765 | 0.99627 [a] | 7,396,316 | 74.0 |
| **1** | 0.00256 | 256 | 0.00064 | 99,751 | 398,369 | 0.99868 [b] | 7,296,551 | 73.1 |
| **5** | 0.00000 | - | 0.00000 | 99,495 | 497,476 | 1.00000 | 6,898,182 | 69.3 |
| **10** | 0.00000 | - | 0.00000 | 99,495 | 497,476 | 0.99911 | 6,400,706 | 64.3 |
| **15** | 0.00177 | 176 | 0.00035 | 99,495 | 497,035 | 0.99555 | 5,903,230 | 59.3 |
| **20** | 0.00714 | 709 | 0.00143 | 99,319 | 494,821 | 0.99123 | 5,406,195 | 54.4 |
| **25** | 0.01042 | 1,027 | 0.00209 | 98,610 | 490,480 | 0.99097 | 4,911,374 | 49.8 |
| **30** | 0.00763 | 745 | 0.00153 | 97,582 | 486,049 | 0.99193 | 4,420,894 | 45.3 |
| **35** | 0.00851 | 824 | 0.00171 | 96,837 | 482,128 | 0.98533 | 3,934,845 | 40.6 |
| **40** | 0.02089 | 2,006 | 0.00422 | 96,014 | 475,054 | 0.97342 | 3,452,717 | 36.0 |
| **45** | 0.03238 | 3,044 | 0.00658 | 94,008 | 462,429 | 0.96201 | 2,977,664 | 31.7 |
| **50** | 0.04380 | 3,984 | 0.00896 | 90,964 | 444,859 | 0.94685 | 2,515,235 | 27.7 |
| **55** | 0.06293 | 5,474 | 0.01300 | 86,980 | 421,215 | 0.93310 | 2,070,375 | 23.8 |
| **60** | 0.07112 | 5,797 | 0.01475 | 81,506 | 393,037 | 0.90918 | 1,649,160 | 20.2 |
| **65** | 0.11203 | 8,482 | 0.02374 | 75,709 | 357,340 | 0.89854 | 1,256,123 | 16.6 |
| **70** | 0.08955 | 6,020 | 0.01875 | 67,227 | 321,085 | 0.83867 | 898,783 | 13.4 |
| **75** | 0.24017 | 14,700 | 0.05459 | 61,207 | 269,283 | 0.53387 [c] | 577,698 | 9.4 |
| **80+** | 1.00000 | 46,506 | 0.15079 | 46,506 | 308,415 | - | 308,415 | 6.6 |
| **Lelaki** *Male* | | | | | | | | |
| **0** | 0.00466 | 466 | 0.00468 | 100,000 | 99,560 | 0.99308 [a] | 7,119,989 | 71.2 |
| **1** | 0.00491 | 489 | 0.00123 | 99,534 | 396,980 | 0.99735 [b] | 7,020,429 | 70.5 |
| **5** | 0.00000 | - | 0.00000 | 99,045 | 495,223 | 1.00000 | 6,623,449 | 66.9 |
| **10** | 0.00000 | - | 0.00000 | 99,045 | 495,223 | 0.99832 | 6,128,225 | 61.9 |
| **15** | 0.00336 | 333 | 0.00067 | 99,045 | 494,391 | 0.99208 | 5,633,002 | 56.9 |
| **20** | 0.01250 | 1,234 | 0.00252 | 98,712 | 490,473 | 0.98848 | 5,138,611 | 52.1 |
| **25** | 0.01052 | 1,026 | 0.00212 | 97,478 | 484,824 | 0.98920 | 4,648,138 | 47.7 |
| **30** | 0.01108 | 1,069 | 0.00223 | 96,452 | 479,588 | 0.98810 | 4,163,314 | 43.2 |
| **35** | 0.01272 | 1,213 | 0.00256 | 95,383 | 473,883 | 0.98388 | 3,683,726 | 38.6 |
| **40** | 0.01957 | 1,843 | 0.00395 | 94,170 | 466,243 | 0.97246 | 3,209,843 | 34.1 |
| **45** | 0.03566 | 3,292 | 0.00726 | 92,327 | 453,405 | 0.94990 | 2,743,600 | 29.7 |
| **50** | 0.06508 | 5,794 | 0.01345 | 89,035 | 430,689 | 0.93523 | 2,290,196 | 25.7 |
| **55** | 0.06443 | 5,363 | 0.01332 | 83,241 | 402,795 | 0.91204 | 1,859,507 | 22.3 |
| **60** | 0.11311 | 8,808 | 0.02398 | 77,877 | 367,365 | 0.88754 | 1,456,712 | 18.7 |
| **65** | 0.11173 | 7,717 | 0.02367 | 69,069 | 326,051 | 0.90309 | 1,089,346 | 15.8 |
| **70** | 0.08021 | 4,921 | 0.01671 | 61,352 | 294,455 | 0.80248 | 763,295 | 12.4 |
| **75** | 0.32505 | 18,343 | 0.07763 | 56,430 | 236,295 | 0.49600 [c] | 468,840 | 8.3 |
| **80+** | 1.00000 | 38,088 | 0.16379 | 38,088 | 232,545 | - | 232,545 | 6.1 |
| **Perempuan** *Female* | | | | | | | | |
| **0** | 0.00000 | - | 0.00000 | 100,000 | 100,000 | 1.00000 [a] | 7,769,186 | 77.7 |
| **1** | 0.00000 | - | 0.00000 | 100,000 | 400,000 | 1.00000 [b] | 7,669,186 | 76.7 |
| **5** | 0.00000 | - | 0.00000 | 100,000 | 500,000 | 1.00000 | 7,269,186 | 72.7 |
| **10** | 0.00000 | - | 0.00000 | 100,000 | 500,000 | 1.00000 | 6,769,186 | 67.7 |
| **15** | 0.00000 | - | 0.00000 | 100,000 | 500,000 | 1.00000 | 6,269,186 | 62.7 |
| **20** | 0.00000 | - | 0.00000 | 100,000 | 500,000 | 0.99487 | 5,769,186 | 57.7 |
| **25** | 0.01027 | 1,027 | 0.00206 | 100,000 | 497,433 | 0.99315 | 5,269,186 | 52.7 |
| **30** | 0.00340 | 337 | 0.00068 | 98,973 | 494,025 | 0.99670 | 4,771,753 | 48.2 |
| **35** | 0.00320 | 316 | 0.00064 | 98,637 | 492,394 | 0.98705 | 4,277,727 | 43.4 |
| **40** | 0.02274 | 2,236 | 0.00460 | 98,321 | 486,016 | 0.97432 | 3,785,333 | 38.5 |
| **45** | 0.02869 | 2,756 | 0.00582 | 96,085 | 473,536 | 0.97610 | 3,299,317 | 34.3 |
| **50** | 0.01898 | 1,771 | 0.00383 | 93,329 | 462,218 | 0.96004 | 2,825,781 | 30.3 |
| **55** | 0.06135 | 5,617 | 0.01266 | 91,558 | 443,748 | 0.95726 | 2,363,564 | 25.8 |
| **60** | 0.02292 | 1,970 | 0.00464 | 85,941 | 424,781 | 0.93288 | 1,919,816 | 22.3 |
| **65** | 0.11236 | 9,435 | 0.02381 | 83,971 | 396,270 | 0.89282 | 1,495,035 | 17.8 |
| **70** | 0.10135 | 7,554 | 0.02135 | 74,536 | 353,796 | 0.88640 | 1,098,765 | 14.7 |
| **75** | 0.12723 | 8,522 | 0.02717 | 66,982 | 313,606 | 0.57904 [c] | 744,969 | 11.1 |
| **80+** | 1.00000 | 58,460 | 0.13552 | 58,460 | 431,363 | - | 431,363 | 7.4 |

**Nota:** *Notes:*

[a] **Daripada umur 0 hingga kumpulan umur 1-4**
*From age of 0 to age group 1-4*

[b] **Daripada umur 0, kumpulan umur 1-4 hingga kumpulan umur 5-9**
*From age of 0, age group 1-4 to age group 5-9*

[c] **Daripada umur 75 hingga 80+**
*From age of 75 to 80+*

[e] **Anggaran**
*Estimates*

**Jadual 5.11.21: Jadual hayat ringkas mengikut jantina dan umur, Kapit, Sarawak, 2026[e]**
*Table 5.11.21: Abridged life table by sex and age, Kapit, Sarawak, 2026 [e]*

| Umur *Age* | Kebarangkalian mati di antara umur x dan umur x+n *Probability of dying between age x and age x+n* | Bilangan kematian di antara umur x dan umur x+n *Number of deaths between age x and age x+n* | Kadar tengah mortaliti di antara umur x dan umur x+n *Central mortality rate between age x and age x+n* | Penakat (orang yang masih hidup) pada umur tepat x *Survivors at exact age x* | Bilangan orang hidup-tahun di antara umur x dan umur x+n *Number of person-years lived between age x and age x+n* | Nisbah ketakatan *Survival ratio* | Jumlah bilangan orang hidup-tahun selepas umur tepat x *Total number of person-years lived after exact age x* | Jangkaan hayat *Life expectancy* |
|---|---|---|---|---|---|---|---|---|
| x | $_nq_x$ | $_nd_x$ | $_nm_x$ | $l_x$ | $_nL_x$ | $_nS_x$ | $T_x$ | $e_x$ |
| **Lelaki dan Perempuan** *Both sexes* | | | | | | | | |
| **0** | 0.00565 | 565 | 0.00568 | 100,000 | 99,473 | 0.99128 [a] | 7,227,153 | 72.3 |
| **1** | 0.00637 | 633 | 0.00160 | 99,435 | 396,167 | 0.99671 [b] | 7,127,680 | 71.7 |
| **5** | 0.00000 | - | 0.00000 | 98,802 | 494,010 | 0.99748 | 6,731,514 | 68.1 |
| **10** | 0.00504 | 498 | 0.00101 | 98,802 | 492,764 | 0.99678 | 6,237,504 | 63.1 |
| **15** | 0.00138 | 135 | 0.00028 | 98,304 | 491,180 | 0.99655 | 5,744,740 | 58.4 |
| **20** | 0.00553 | 543 | 0.00111 | 98,168 | 489,484 | 0.99121 | 5,253,560 | 53.5 |
| **25** | 0.01206 | 1,178 | 0.00243 | 97,625 | 485,182 | 0.98288 | 4,764,077 | 48.8 |
| **30** | 0.02224 | 2,145 | 0.00450 | 96,448 | 476,876 | 0.98141 | 4,278,895 | 44.4 |
| **35** | 0.01485 | 1,401 | 0.00299 | 94,303 | 468,012 | 0.98506 | 3,802,019 | 40.3 |
| **40** | 0.01503 | 1,396 | 0.00303 | 92,902 | 461,019 | 0.97024 | 3,334,007 | 35.9 |
| **45** | 0.04472 | 4,092 | 0.00915 | 91,506 | 447,297 | 0.95665 | 2,872,988 | 31.4 |
| **50** | 0.04192 | 3,664 | 0.00856 | 87,413 | 427,905 | 0.95137 | 2,425,691 | 27.7 |
| **55** | 0.05563 | 4,659 | 0.01144 | 83,749 | 407,097 | 0.94824 | 1,997,785 | 23.9 |
| **60** | 0.04766 | 3,770 | 0.00977 | 79,090 | 386,024 | 0.93704 | 1,590,689 | 20.1 |
| **65** | 0.07902 | 5,952 | 0.01645 | 75,320 | 361,720 | 0.88960 | 1,204,664 | 16.0 |
| **70** | 0.14446 | 10,021 | 0.03114 | 69,368 | 321,787 | 0.78811 | 842,944 | 12.2 |
| **75** | 0.29070 | 17,252 | 0.06803 | 59,347 | 253,605 | 0.51338 [c] | 521,157 | 8.8 |
| **80+** | 1.00000 | 42,095 | 0.15733 | 42,095 | 267,552 | - | 267,552 | 6.4 |
| **Lelaki** *Male* | | | | | | | | |
| **0** | 0.00551 | 551 | 0.00554 | 100,000 | 99,481 | 0.99311 [a] | 7,002,710 | 70.0 |
| **1** | 0.00306 | 305 | 0.00077 | 99,449 | 397,076 | 0.99832 [b] | 6,903,229 | 69.4 |
| **5** | 0.00000 | - | 0.00000 | 99,144 | 495,722 | 1.00000 | 6,506,152 | 65.6 |
| **10** | 0.00000 | - | 0.00000 | 99,144 | 495,722 | 0.99866 | 6,010,430 | 60.6 |
| **15** | 0.00268 | 265 | 0.00054 | 99,144 | 495,059 | 0.99458 | 5,514,708 | 55.6 |
| **20** | 0.00818 | 808 | 0.00164 | 98,879 | 492,374 | 0.99009 | 5,019,649 | 50.8 |
| **25** | 0.01165 | 1,143 | 0.00234 | 98,071 | 487,497 | 0.97382 | 4,527,274 | 46.2 |
| **30** | 0.04088 | 3,962 | 0.00835 | 96,928 | 474,735 | 0.96470 | 4,039,778 | 41.7 |
| **35** | 0.02948 | 2,740 | 0.00598 | 92,966 | 457,979 | 0.96986 | 3,565,043 | 38.3 |
| **40** | 0.03082 | 2,781 | 0.00626 | 90,226 | 444,175 | 0.95812 | 3,107,064 | 34.4 |
| **45** | 0.05329 | 4,660 | 0.01095 | 87,445 | 425,574 | 0.95339 | 2,662,888 | 30.5 |
| **50** | 0.03956 | 3,275 | 0.00807 | 82,785 | 405,736 | 0.94953 | 2,237,315 | 27.0 |
| **55** | 0.06182 | 4,915 | 0.01276 | 79,510 | 385,261 | 0.93614 | 1,831,578 | 23.0 |
| **60** | 0.06604 | 4,926 | 0.01366 | 74,595 | 360,658 | 0.92235 | 1,446,318 | 19.4 |
| **65** | 0.09009 | 6,276 | 0.01887 | 69,669 | 332,652 | 0.86313 | 1,085,660 | 15.6 |
| **70** | 0.18828 | 11,936 | 0.04157 | 63,392 | 287,121 | 0.78715 | 753,008 | 11.9 |
| **75** | 0.24311 | 12,510 | 0.05535 | 51,456 | 226,008 | 0.51489 [c] | 465,887 | 9.1 |
| **80+** | 1.00000 | 38,947 | 0.16236 | 38,947 | 239,879 | - | 239,879 | 6.2 |
| **Perempuan** *Female* | | | | | | | | |
| **0** | 0.00580 | 580 | 0.00583 | 100,000 | 99,459 | 0.98937 [a] | 7,468,380 | 74.7 |
| **1** | 0.00994 | 988 | 0.00250 | 99,420 | 395,224 | 0.99490 [b] | 7,368,920 | 74.1 |
| **5** | 0.00000 | - | 0.00000 | 98,432 | 492,159 | 0.99477 | 6,973,696 | 70.8 |
| **10** | 0.01046 | 1,030 | 0.00210 | 98,432 | 489,584 | 0.99474 | 6,481,537 | 65.8 |
| **15** | 0.00000 | - | 0.00000 | 97,402 | 487,009 | 0.99860 | 5,991,952 | 61.5 |
| **20** | 0.00281 | 273 | 0.00056 | 97,402 | 486,326 | 0.99235 | 5,504,943 | 56.5 |
| **25** | 0.01251 | 1,215 | 0.00252 | 97,129 | 482,606 | 0.99187 | 5,018,617 | 51.7 |
| **30** | 0.00370 | 355 | 0.00074 | 95,914 | 478,683 | 0.99815 | 4,536,011 | 47.3 |
| **35** | 0.00000 | - | 0.00000 | 95,559 | 477,797 | 1.00000 | 4,057,328 | 42.5 |
| **40** | 0.00000 | - | 0.00000 | 95,559 | 477,797 | 0.98198 | 3,579,532 | 37.5 |
| **45** | 0.03604 | 3,444 | 0.00734 | 95,559 | 469,188 | 0.96005 | 3,101,735 | 32.5 |
| **50** | 0.04401 | 4,054 | 0.00900 | 92,116 | 450,443 | 0.95318 | 2,632,547 | 28.6 |
| **55** | 0.04975 | 4,381 | 0.01020 | 88,061 | 429,354 | 0.96041 | 2,182,105 | 24.8 |
| **60** | 0.02890 | 2,419 | 0.00587 | 83,680 | 412,355 | 0.95227 | 1,752,751 | 20.9 |
| **65** | 0.06711 | 5,454 | 0.01389 | 81,262 | 392,674 | 0.91770 | 1,340,396 | 16.5 |
| **70** | 0.09858 | 7,473 | 0.02074 | 75,808 | 360,357 | 0.79200 | 947,722 | 12.5 |
| **75** | 0.32938 | 22,508 | 0.07886 | 68,335 | 285,405 | 0.51409 [c] | 587,365 | 8.6 |
| **80+** | 1.00000 | 45,827 | 0.15176 | 45,827 | 301,961 | - | 301,961 | 6.6 |

**Nota:** *Notes:*
[a] **Daripada umur 0 hingga kumpulan umur 1-4**
*From age of 0 to age group 1-4*
[b] **Daripada umur 0, kumpulan umur 1-4 hingga kumpulan umur 5-9**
*From age of 0, age group 1-4 to age group 5-9*
[c] **Daripada umur 75 hingga 80+**
*From age of 75 to 80+*
[e] **Anggaran**
*Estimates*

**Jadual 5.11.22: Jadual hayat ringkas mengikut jantina dan umur, Song, Sarawak, 2026[e]**

*Table 5.11.22: Abridged life table by sex and age, Song, Sarawak, 2026 [e]*

| **Umur** *Age* | **Kebarangkalian mati di antara umur x dan umur x+n** *Probability of dying between age x and age x+n* | **Bilangan kematian di antara umur x dan umur x+n** *Number of deaths between age x and age x+n* | **Kadar tengah mortaliti di antara umur x dan umur x+n** *Central mortality rate between age x and age x+n* | **Penakat (orang yang masih hidup) pada umur tepat x** *Survivors at exact age x* | **Bilangan orang hidup-tahun di antara umur x dan umur x+n** *Number of person-years lived between age x and age x+n* | **Nisbah ketakatan** *Survival ratio* | **Jumlah bilangan orang hidup-tahun selepas umur tepat x** *Total number of person-years lived after exact age x* | **Jangkaan hayat** *Life expectancy* |
|---|---|---|---|---|---|---|---|---|
| **x** | $_nq_x$ | $_nd_x$ | $_nm_x$ | $l_x$ | $_nL_x$ | $_nS_x$ | $T_x$ | $e_x$ |
| **Lelaki dan Perempuan** *Both sexes* | | | | | | | | |
| **0** | 0.00976 | 976 | 0.00984 | 100,000 | 99,102 | 0.99040 [a] | 6,620,684 | 66.2 |
| **1** | 0.00000 | - | 0.00000 | 99,024 | 396,098 | 0.99984 [b] | 6,521,582 | 65.9 |
| **5** | 0.00000 | - | 0.00000 | 99,024 | 495,122 | 1.00000 | 6,125,484 | 61.9 |
| **10** | 0.00000 | - | 0.00000 | 99,024 | 495,122 | 0.99470 | 5,630,362 | 56.9 |
| **15** | 0.01060 | 1,050 | 0.00213 | 99,024 | 492,497 | 0.99178 | 5,135,240 | 51.9 |
| **20** | 0.00580 | 569 | 0.00116 | 97,974 | 488,450 | 0.99191 | 4,642,744 | 47.4 |
| **25** | 0.01038 | 1,011 | 0.00209 | 97,406 | 484,500 | 0.97751 | 4,154,294 | 42.6 |
| **30** | 0.03472 | 3,347 | 0.00707 | 96,394 | 473,603 | 0.95346 | 3,669,794 | 38.1 |
| **35** | 0.05877 | 5,469 | 0.01211 | 93,047 | 451,564 | 0.94429 | 3,196,191 | 34.4 |
| **40** | 0.05245 | 4,593 | 0.01077 | 87,578 | 426,409 | 0.93743 | 2,744,627 | 31.3 |
| **45** | 0.07326 | 6,079 | 0.01521 | 82,985 | 399,727 | 0.91505 | 2,318,218 | 27.9 |
| **50** | 0.09756 | 7,503 | 0.02051 | 76,906 | 365,771 | 0.91730 | 1,918,491 | 24.9 |
| **55** | 0.06623 | 4,596 | 0.01370 | 69,403 | 335,523 | 0.93014 | 1,552,721 | 22.4 |
| **60** | 0.07375 | 4,779 | 0.01531 | 64,806 | 312,084 | 0.91652 | 1,217,198 | 18.8 |
| **65** | 0.09398 | 5,642 | 0.01972 | 60,027 | 286,032 | 0.88674 | 905,114 | 15.1 |
| **70** | 0.13453 | 7,316 | 0.02885 | 54,386 | 253,637 | 0.76434 | 619,082 | 11.4 |
| **75** | 0.35250 | 16,592 | 0.08559 | 47,069 | 193,865 | 0.46951 [c] | 365,445 | 7.8 |
| **80+** | 1.00000 | 30,477 | 0.17763 | 30,477 | 171,580 | - | 171,580 | 5.6 |
| **Lelaki** *Male* | | | | | | | | |
| **0** | 0.00000 | - | 0.00000 | 100,000 | 100,000 | 1.00000 [a] | 6,224,317 | 62.2 |
| **1** | 0.00000 | - | 0.00000 | 100,000 | 400,000 | 1.00000 [b] | 6,124,317 | 61.2 |
| **5** | 0.00000 | - | 0.00000 | 100,000 | 500,000 | 1.00000 | 5,724,317 | 57.2 |
| **10** | 0.00000 | - | 0.00000 | 100,000 | 500,000 | 0.99023 | 5,224,317 | 52.2 |
| **15** | 0.01953 | 1,953 | 0.00394 | 100,000 | 495,117 | 0.98467 | 4,724,317 | 47.2 |
| **20** | 0.01105 | 1,083 | 0.00222 | 98,047 | 487,526 | 0.98456 | 4,229,200 | 43.1 |
| **25** | 0.01988 | 1,928 | 0.00402 | 96,963 | 479,998 | 0.95422 | 3,741,674 | 38.6 |
| **30** | 0.07220 | 6,862 | 0.01498 | 95,036 | 458,024 | 0.92026 | 3,261,676 | 34.3 |
| **35** | 0.08787 | 7,748 | 0.01838 | 88,174 | 421,500 | 0.93624 | 2,803,652 | 31.8 |
| **40** | 0.03731 | 3,001 | 0.00760 | 80,426 | 394,627 | 0.91353 | 2,382,152 | 29.6 |
| **45** | 0.13752 | 10,648 | 0.02954 | 77,425 | 360,505 | 0.89173 | 1,987,525 | 25.7 |
| **50** | 0.07435 | 4,965 | 0.01544 | 66,777 | 321,473 | 0.91729 | 1,627,021 | 24.4 |
| **55** | 0.09174 | 5,671 | 0.01923 | 61,812 | 294,884 | 0.92189 | 1,305,547 | 21.1 |
| **60** | 0.06309 | 3,542 | 0.01303 | 56,141 | 271,852 | 0.91161 | 1,010,663 | 18.0 |
| **65** | 0.11538 | 6,069 | 0.02449 | 52,599 | 247,824 | 0.87008 | 738,812 | 14.0 |
| **70** | 0.14634 | 6,809 | 0.03158 | 46,530 | 215,628 | 0.72696 | 490,988 | 10.6 |
| **75** | 0.42146 | 16,741 | 0.10680 | 39,721 | 156,753 | 0.43074 [c] | 275,360 | 6.9 |
| **80+** | 1.00000 | 22,980 | 0.19375 | 22,980 | 118,607 | - | 118,607 | 5.2 |
| **Perempuan** *Female* | | | | | | | | |
| **0** | 0.01905 | 1,905 | 0.01938 | 100,000 | 98,299 | 0.98136 [a] | 7,052,751 | 70.5 |
| **1** | 0.00000 | - | 0.00000 | 98,095 | 392,381 | 0.99958 [b] | 6,954,452 | 70.9 |
| **5** | 0.00000 | - | 0.00000 | 98,095 | 490,476 | 1.00000 | 6,562,071 | 66.9 |
| **10** | 0.00000 | - | 0.00000 | 98,095 | 490,476 | 1.00000 | 6,071,594 | 61.9 |
| **15** | 0.00000 | - | 0.00000 | 98,095 | 490,476 | 1.00000 | 5,581,118 | 56.9 |
| **20** | 0.00000 | - | 0.00000 | 98,095 | 490,476 | 1.00000 | 5,090,642 | 51.9 |
| **25** | 0.00000 | - | 0.00000 | 98,095 | 490,476 | 1.00000 | 4,600,166 | 46.9 |
| **30** | 0.00000 | - | 0.00000 | 98,095 | 490,476 | 0.98392 | 4,109,690 | 41.9 |
| **35** | 0.03215 | 3,154 | 0.00654 | 98,095 | 482,591 | 0.95130 | 3,619,213 | 36.9 |
| **40** | 0.06579 | 6,246 | 0.01361 | 94,941 | 459,090 | 0.95770 | 3,136,623 | 33.0 |
| **45** | 0.01715 | 1,521 | 0.00346 | 88,695 | 439,671 | 0.93405 | 2,677,533 | 30.2 |
| **50** | 0.11561 | 10,078 | 0.02454 | 87,174 | 410,673 | 0.91868 | 2,237,862 | 25.7 |
| **55** | 0.04255 | 3,281 | 0.00870 | 77,096 | 377,277 | 0.93761 | 1,827,188 | 23.7 |
| **60** | 0.08310 | 6,134 | 0.01734 | 73,815 | 353,740 | 0.92148 | 1,449,912 | 19.6 |
| **65** | 0.07353 | 4,977 | 0.01527 | 67,681 | 325,963 | 0.90197 | 1,096,172 | 16.2 |
| **70** | 0.12448 | 7,806 | 0.02655 | 62,704 | 294,008 | 0.79929 | 770,209 | 12.3 |
| **75** | 0.28777 | 15,798 | 0.06723 | 54,899 | 234,998 | 0.50651 [c] | 476,201 | 8.7 |
| **80+** | 1.00000 | 39,101 | 0.16211 | 39,101 | 241,203 | - | 241,203 | 6.2 |

**Nota:** *Notes:*

[a] **Daripada umur 0 hingga kumpulan umur 1-4**
*From age of 0 to age group 1-4*

[b] **Daripada umur 0, kumpulan umur 1-4 hingga kumpulan umur 5-9**
*From age of 0, age group 1-4 to age group 5-9*

[c] **Daripada umur 75 hingga 80+**
*From age of 75 to 80+*

[e] **Anggaran**
*Estimates*

**Jadual 5.11.23: Jadual hayat ringkas mengikut jantina dan umur, Belaga, Sarawak, 2026[e]**
*Table 5.11.23: Abridged life table by sex and age, Belaga, Sarawak, 2026 [e]*

| **Umur** *Age* | **Kebarangkalian mati di antara umur x dan umur x+n** *Probability of dying between age x and age x+n* | **Bilangan kematian di antara umur x dan umur x+n** *Number of deaths between age x and age x+n* | **Kadar tengah mortaliti di antara umur x dan umur x+n** *Central mortality rate between age x and age x+n* | **Penakat (orang yang masih hidup) pada umur tepat x** *Survivors at exact age x* | **Bilangan orang hidup-tahun di antara umur x dan umur x+n** *Number of person-years lived between age x and age x+n* | **Nisbah ketakatan** *Survival ratio* | **Jumlah bilangan orang hidup-tahun selepas umur tepat x** *Total number of person-years lived after exact age x* | **Jangkaan hayat** *Life expectancy* |
|---|---|---|---|---|---|---|---|---|
| **x** | $_nq_x$ | $_nd_x$ | $_nm_x$ | $l_x$ | $_nL_x$ | $_nS_x$ | $T_x$ | $e_x$ |
| **Lelaki dan Perempuan** *Both sexes* | | | | | | | | |
| **0** | 0.00377 | 377 | 0.00378 | 100,000 | 99,646 | 0.99628 [a] | 7,235,806 | 72.4 |
| **1** | 0.00000 | - | 0.00000 | 99,623 | 398,493 | 0.99512 [b] | 7,136,159 | 71.6 |
| **5** | 0.00966 | 963 | 0.00194 | 99,623 | 495,710 | 0.99515 | 6,737,666 | 67.6 |
| **10** | 0.00000 | - | 0.00000 | 98,661 | 493,304 | 1.00000 | 6,241,956 | 63.3 |
| **15** | 0.00000 | - | 0.00000 | 98,661 | 493,304 | 0.99904 | 5,748,652 | 58.3 |
| **20** | 0.00191 | 189 | 0.00038 | 98,661 | 492,832 | 0.99648 | 5,255,347 | 53.3 |
| **25** | 0.00514 | 506 | 0.00103 | 98,472 | 491,096 | 0.99529 | 4,762,515 | 48.4 |
| **30** | 0.00427 | 418 | 0.00086 | 97,966 | 488,786 | 0.99444 | 4,271,419 | 43.6 |
| **35** | 0.00685 | 668 | 0.00137 | 97,548 | 486,069 | 0.98063 | 3,782,633 | 38.8 |
| **40** | 0.03198 | 3,098 | 0.00650 | 96,880 | 476,652 | 0.97154 | 3,296,565 | 34.0 |
| **45** | 0.02483 | 2,329 | 0.00503 | 93,781 | 463,085 | 0.97800 | 2,819,912 | 30.1 |
| **50** | 0.01911 | 1,748 | 0.00386 | 91,453 | 452,895 | 0.94929 | 2,356,827 | 25.8 |
| **55** | 0.08292 | 7,438 | 0.01730 | 89,705 | 429,931 | 0.93061 | 1,903,931 | 21.2 |
| **60** | 0.05464 | 4,495 | 0.01124 | 82,267 | 400,097 | 0.90085 | 1,474,000 | 17.9 |
| **65** | 0.14623 | 11,373 | 0.03155 | 77,772 | 360,426 | 0.85522 | 1,073,904 | 13.8 |
| **70** | 0.14308 | 9,501 | 0.03082 | 66,399 | 308,243 | 0.72084 | 713,477 | 10.7 |
| **75** | 0.43796 | 24,919 | 0.11215 | 56,898 | 222,194 | 0.45169 [c] | 405,234 | 7.1 |
| **80+** | 1.00000 | 31,979 | 0.17471 | 31,979 | 183,040 | - | 183,040 | 5.7 |
| **Lelaki** *Male* | | | | | | | | |
| **0** | 0.00000 | - | 0.00000 | 100,000 | 100,000 | 1.00000 [a] | 7,078,348 | 70.8 |
| **1** | 0.00000 | - | 0.00000 | 100,000 | 400,000 | 1.00000 [b] | 6,978,348 | 69.8 |
| **5** | 0.00000 | - | 0.00000 | 100,000 | 500,000 | 1.00000 | 6,578,348 | 65.8 |
| **10** | 0.00000 | - | 0.00000 | 100,000 | 500,000 | 1.00000 | 6,078,348 | 60.8 |
| **15** | 0.00000 | - | 0.00000 | 100,000 | 500,000 | 0.99823 | 5,578,348 | 55.8 |
| **20** | 0.00354 | 354 | 0.00071 | 100,000 | 499,114 | 0.99386 | 5,078,348 | 50.8 |
| **25** | 0.00876 | 873 | 0.00176 | 99,646 | 496,047 | 0.99381 | 4,579,233 | 46.0 |
| **30** | 0.00360 | 356 | 0.00072 | 98,773 | 492,977 | 0.99449 | 4,083,186 | 41.3 |
| **35** | 0.00742 | 731 | 0.00149 | 98,418 | 490,261 | 0.97836 | 3,590,209 | 36.5 |
| **40** | 0.03596 | 3,513 | 0.00732 | 97,687 | 479,653 | 0.96364 | 3,099,948 | 31.7 |
| **45** | 0.03678 | 3,464 | 0.00749 | 94,174 | 462,212 | 0.96962 | 2,620,295 | 27.8 |
| **50** | 0.02372 | 2,152 | 0.00480 | 90,710 | 448,171 | 0.92976 | 2,158,083 | 23.8 |
| **55** | 0.11788 | 10,439 | 0.02505 | 88,558 | 416,693 | 0.91553 | 1,709,912 | 19.3 |
| **60** | 0.04660 | 3,640 | 0.00954 | 78,119 | 381,495 | 0.87274 | 1,293,219 | 16.6 |
| **65** | 0.21186 | 15,779 | 0.04739 | 74,479 | 332,946 | 0.80419 | 911,724 | 12.2 |
| **70** | 0.17544 | 10,298 | 0.03846 | 58,699 | 267,752 | 0.68067 | 578,778 | 9.9 |
| **75** | 0.49383 | 23,902 | 0.13115 | 48,401 | 182,252 | 0.41403 [c] | 311,026 | 6.4 |
| **80+** | 1.00000 | 24,499 | 0.19025 | 24,499 | 128,774 | - | 128,774 | 5.3 |
| **Perempuan** *Female* | | | | | | | | |
| **0** | 0.00755 | 755 | 0.00760 | 100,000 | 99,300 | 0.99256 [a] | 7,512,085 | 75.1 |
| **1** | 0.00000 | - | 0.00000 | 99,245 | 396,981 | 0.99031 [b] | 7,412,785 | 74.7 |
| **5** | 0.01916 | 1,901 | 0.00387 | 99,245 | 491,473 | 0.99033 | 7,015,804 | 70.7 |
| **10** | 0.00000 | - | 0.00000 | 97,344 | 486,720 | 1.00000 | 6,524,331 | 67.0 |
| **15** | 0.00000 | - | 0.00000 | 97,344 | 486,720 | 1.00000 | 6,037,611 | 62.0 |
| **20** | 0.00000 | - | 0.00000 | 97,344 | 486,720 | 1.00000 | 5,550,890 | 57.0 |
| **25** | 0.00000 | - | 0.00000 | 97,344 | 486,720 | 0.99738 | 5,064,170 | 52.0 |
| **30** | 0.00525 | 511 | 0.00105 | 97,344 | 485,443 | 0.99441 | 4,577,450 | 47.0 |
| **35** | 0.00593 | 575 | 0.00119 | 96,833 | 482,729 | 0.98426 | 4,092,007 | 42.3 |
| **40** | 0.02561 | 2,465 | 0.00519 | 96,258 | 475,129 | 0.98329 | 3,609,279 | 37.5 |
| **45** | 0.00758 | 711 | 0.00152 | 93,793 | 467,189 | 0.98934 | 3,134,150 | 33.4 |
| **50** | 0.01376 | 1,280 | 0.00277 | 93,082 | 462,210 | 0.97424 | 2,666,961 | 28.7 |
| **55** | 0.03793 | 3,482 | 0.00773 | 91,802 | 450,305 | 0.94828 | 2,204,750 | 24.0 |
| **60** | 0.06605 | 5,834 | 0.01366 | 88,320 | 427,017 | 0.93110 | 1,754,445 | 19.9 |
| **65** | 0.07194 | 5,934 | 0.01493 | 82,487 | 397,597 | 0.91237 | 1,327,428 | 16.1 |
| **70** | 0.10453 | 8,002 | 0.02206 | 76,552 | 362,757 | 0.77613 | 929,831 | 12.1 |
| **75** | 0.35714 | 24,482 | 0.08696 | 68,550 | 281,546 | 0.50351 [c] | 567,074 | 8.3 |
| **80+** | 1.00000 | 44,068 | 0.15434 | 44,068 | 285,528 | - | 285,528 | 6.5 |

**Nota:** *Notes:*
[a] **Daripada umur 0 hingga kumpulan umur 1-4**
*From age of 0 to age group 1-4*
[b] **Daripada umur 0, kumpulan umur 1-4 hingga kumpulan umur 5-9**
*From age of 0, age group 1-4 to age group 5-9*
[c] **Daripada umur 75 hingga 80+**
*From age of 75 to 80+*
[e] **Anggaran**
*Estimates*

**Jadual 5.11.24: Jadual hayat ringkas mengikut jantina dan umur, Miri, Sarawak, 2026[e]**

*Table 5.11.24: Abridged life table by sex and age, Miri, Sarawak, 2026 [e]*

| **Umur** *Age* | **Kebarangkalian mati di antara umur x dan umur x+n** *Probability of dying between age x and age x+n* | **Bilangan kematian di antara umur x dan umur x+n** *Number of deaths between age x and age x+n* | **Kadar tengah mortaliti di antara umur x dan umur x+n** *Central mortality rate between age x and age x+n* | **Penakat (orang yang masih hidup) pada umur tepat x** *Survivors at exact age x* | **Bilangan orang hidup-tahun di antara umur x dan umur x+n** *Number of person-years lived between age x and age x+n* | **Nisbah ketakatan** *Survival ratio* | **Jumlah bilangan orang hidup-tahun selepas umur tepat x** *Total number of person-years lived after exact age x* | **Jangkaan hayat** *Life expectancy* |
|---|---|---|---|---|---|---|---|---|
| **x** | $_nq_x$ | $_nd_x$ | $_nm_x$ | $l_x$ | $_nL_x$ | $_nS_x$ | $T_x$ | $e_x$ |
| **Lelaki dan Perempuan** *Both sexes* | | | | | | | | |
| **0** | 0.00652 | 652 | 0.00656 | 100,000 | 99,393 | 0.99261 [a] | 7,644,946 | 76.4 |
| **1** | 0.00193 | 192 | 0.00048 | 99,348 | 396,913 | 0.99840 [b] | 7,545,553 | 76.0 |
| **5** | 0.00107 | 106 | 0.00021 | 99,155 | 495,513 | 0.99856 | 7,148,640 | 72.1 |
| **10** | 0.00181 | 179 | 0.00036 | 99,050 | 494,800 | 0.99804 | 6,653,127 | 67.2 |
| **15** | 0.00211 | 209 | 0.00042 | 98,870 | 493,829 | 0.99771 | 6,158,327 | 62.3 |
| **20** | 0.00246 | 243 | 0.00049 | 98,661 | 492,700 | 0.99704 | 5,664,498 | 57.4 |
| **25** | 0.00346 | 340 | 0.00069 | 98,419 | 491,242 | 0.99519 | 5,171,798 | 52.5 |
| **30** | 0.00617 | 606 | 0.00124 | 98,078 | 488,878 | 0.99137 | 4,680,556 | 47.7 |
| **35** | 0.01111 | 1,083 | 0.00223 | 97,473 | 484,657 | 0.98853 | 4,191,678 | 43.0 |
| **40** | 0.01184 | 1,141 | 0.00238 | 96,390 | 479,098 | 0.98628 | 3,707,020 | 38.5 |
| **45** | 0.01562 | 1,487 | 0.00315 | 95,249 | 472,527 | 0.97665 | 3,227,922 | 33.9 |
| **50** | 0.03120 | 2,925 | 0.00634 | 93,762 | 461,495 | 0.96023 | 2,755,395 | 29.4 |
| **55** | 0.04861 | 4,415 | 0.00996 | 90,836 | 443,144 | 0.94632 | 2,293,900 | 25.3 |
| **60** | 0.05901 | 5,100 | 0.01216 | 86,421 | 419,355 | 0.93401 | 1,850,756 | 21.4 |
| **65** | 0.07340 | 5,969 | 0.01524 | 81,321 | 391,683 | 0.90036 | 1,431,401 | 17.6 |
| **70** | 0.12796 | 9,642 | 0.02734 | 75,352 | 352,655 | 0.85103 | 1,039,719 | 13.8 |
| **75** | 0.17307 | 11,372 | 0.03789 | 65,710 | 300,119 | 0.56319 [c] | 687,063 | 10.5 |
| **80+** | 1.00000 | 54,338 | 0.14043 | 54,338 | 386,944 | - | 386,944 | 7.1 |
| **Lelaki** *Male* | | | | | | | | |
| **0** | 0.00732 | 732 | 0.00737 | 100,000 | 99,315 | 0.99133 [a] | 7,410,622 | 74.1 |
| **1** | 0.00308 | 306 | 0.00077 | 99,268 | 396,349 | 0.99794 [b] | 7,311,308 | 73.7 |
| **5** | 0.00069 | 69 | 0.00014 | 98,963 | 494,642 | 0.99908 | 6,914,959 | 69.9 |
| **10** | 0.00114 | 113 | 0.00023 | 98,894 | 494,188 | 0.99796 | 6,420,317 | 64.9 |
| **15** | 0.00293 | 290 | 0.00059 | 98,781 | 493,183 | 0.99649 | 5,926,129 | 60.0 |
| **20** | 0.00408 | 402 | 0.00082 | 98,492 | 491,453 | 0.99524 | 5,432,946 | 55.2 |
| **25** | 0.00545 | 534 | 0.00109 | 98,089 | 489,111 | 0.99308 | 4,941,493 | 50.4 |
| **30** | 0.00839 | 819 | 0.00169 | 97,555 | 485,728 | 0.98783 | 4,452,382 | 45.6 |
| **35** | 0.01599 | 1,546 | 0.00322 | 96,736 | 479,815 | 0.98497 | 3,966,654 | 41.0 |
| **40** | 0.01405 | 1,338 | 0.00283 | 95,190 | 472,605 | 0.98294 | 3,486,840 | 36.6 |
| **45** | 0.02010 | 1,887 | 0.00406 | 93,852 | 464,544 | 0.96870 | 3,014,235 | 32.1 |
| **50** | 0.04274 | 3,930 | 0.00873 | 91,966 | 450,002 | 0.95190 | 2,549,691 | 27.7 |
| **55** | 0.05370 | 4,727 | 0.01104 | 88,035 | 428,357 | 0.93840 | 2,099,689 | 23.9 |
| **60** | 0.06994 | 5,827 | 0.01450 | 83,308 | 401,972 | 0.92128 | 1,671,332 | 20.1 |
| **65** | 0.08815 | 6,830 | 0.01844 | 77,481 | 370,330 | 0.87776 | 1,269,359 | 16.4 |
| **70** | 0.15962 | 11,277 | 0.03469 | 70,651 | 325,062 | 0.81485 | 899,029 | 12.7 |
| **75** | 0.21553 | 12,797 | 0.04831 | 59,374 | 264,878 | 0.53851 [c] | 573,967 | 9.7 |
| **80+** | 1.00000 | 46,577 | 0.15069 | 46,577 | 309,090 | - | 309,090 | 6.6 |
| **Perempuan** *Female* | | | | | | | | |
| **0** | 0.00568 | 568 | 0.00571 | 100,000 | 99,470 | 0.99406 [a] | 7,926,613 | 79.3 |
| **1** | 0.00068 | 67 | 0.00017 | 99,432 | 397,562 | 0.99885 [b] | 7,827,143 | 78.7 |
| **5** | 0.00146 | 145 | 0.00029 | 99,365 | 496,461 | 0.99798 | 7,429,581 | 74.8 |
| **10** | 0.00257 | 255 | 0.00051 | 99,220 | 495,461 | 0.99814 | 6,933,120 | 69.9 |
| **15** | 0.00115 | 114 | 0.00023 | 98,965 | 494,540 | 0.99918 | 6,437,659 | 65.1 |
| **20** | 0.00049 | 49 | 0.00010 | 98,851 | 494,133 | 0.99927 | 5,943,120 | 60.1 |
| **25** | 0.00097 | 96 | 0.00019 | 98,802 | 493,771 | 0.99764 | 5,448,987 | 55.2 |
| **30** | 0.00375 | 370 | 0.00075 | 98,706 | 492,606 | 0.99530 | 4,955,216 | 50.2 |
| **35** | 0.00566 | 557 | 0.00114 | 98,336 | 490,289 | 0.99247 | 4,462,610 | 45.4 |
| **40** | 0.00942 | 921 | 0.00189 | 97,779 | 486,595 | 0.98972 | 3,972,321 | 40.6 |
| **45** | 0.01116 | 1,081 | 0.00224 | 96,859 | 481,591 | 0.98449 | 3,485,726 | 36.0 |
| **50** | 0.01991 | 1,907 | 0.00402 | 95,778 | 474,122 | 0.96830 | 3,004,135 | 31.4 |
| **55** | 0.04374 | 4,105 | 0.00894 | 93,871 | 459,091 | 0.95420 | 2,530,013 | 27.0 |
| **60** | 0.04796 | 4,305 | 0.00983 | 89,765 | 438,063 | 0.94728 | 2,070,923 | 23.1 |
| **65** | 0.05771 | 4,932 | 0.01188 | 85,460 | 414,970 | 0.92466 | 1,632,859 | 19.1 |
| **70** | 0.09404 | 7,573 | 0.01974 | 80,528 | 383,708 | 0.89112 | 1,217,889 | 15.1 |
| **75** | 0.12526 | 9,138 | 0.02673 | 72,955 | 341,929 | 0.59010 [c] | 834,181 | 11.4 |
| **80+** | 1.00000 | 63,817 | 0.12964 | 63,817 | 492,252 | - | 492,252 | 7.7 |

**Nota:** *Notes:*

[a] **Daripada umur 0 hingga kumpulan umur 1-4**
*From age of 0 to age group 1-4*

[b] **Daripada umur 0, kumpulan umur 1-4 hingga kumpulan umur 5-9**
*From age of 0, age group 1-4 to age group 5-9*

[c] **Daripada umur 75 hingga 80+**
*From age of 75 to 80+*

[e] **Anggaran**
*Estimates*

**Jadual 5.11.25: Jadual hayat ringkas mengikut jantina dan umur, Marudi, Sarawak, 2026[e]**

*Table 5.11.25: Abridged life table by sex and age, Marudi, Sarawak, 2026 [e]*

| **Umur** *Age* | **Kebarangkalian mati di antara umur x dan umur x+n** *Probability of dying between age x and age x+n* | **Bilangan kematian di antara umur x dan umur x+n** *Number of deaths between age x and age x+n* | **Kadar tengah mortaliti di antara umur x dan umur x+n** *Central mortality rate between age x and age x+n* | **Penakat (orang yang masih hidup) pada umur tepat x** *Survivors at exact age x* | **Bilangan orang hidup-tahun di antara umur x dan umur x+n** *Number of person-years lived between age x and age x+n* | **Nisbah ketakatan** *Survival ratio* | **Jumlah bilangan orang hidup-tahun selepas umur tepat x** *Total number of person-years lived after exact age x* | **Jangkaan hayat** *Life expectancy* |
|---|---|---|---|---|---|---|---|---|
| **x** | $_nq_x$ | $_nd_x$ | $_nm_x$ | $l_x$ | $_nL_x$ | $_nS_x$ | $T_x$ | $e_x$ |
| **Lelaki dan Perempuan** *Both sexes* | | | | | | | | |
| **0** | 0.00235 | 235 | 0.00236 | 100,000 | 99,778 | 0.99606 [a] | 7,094,832 | 70.9 |
| **1** | 0.00326 | 325 | 0.00082 | 99,765 | 398,253 | 0.99833 [b] | 6,995,054 | 70.1 |
| **5** | 0.00000 | - | 0.00000 | 99,440 | 497,199 | 1.00000 | 6,596,800 | 66.3 |
| **10** | 0.00000 | - | 0.00000 | 99,440 | 497,199 | 0.99717 | 6,099,602 | 61.3 |
| **15** | 0.00567 | 563 | 0.00114 | 99,440 | 495,790 | 0.99601 | 5,602,403 | 56.3 |
| **20** | 0.00230 | 228 | 0.00046 | 98,876 | 493,812 | 0.99290 | 5,106,613 | 51.6 |
| **25** | 0.01190 | 1,174 | 0.00239 | 98,649 | 490,308 | 0.98480 | 4,612,800 | 46.8 |
| **30** | 0.01854 | 1,807 | 0.00374 | 97,475 | 482,856 | 0.98357 | 4,122,492 | 42.3 |
| **35** | 0.01429 | 1,367 | 0.00288 | 95,668 | 474,921 | 0.98234 | 3,639,637 | 38.0 |
| **40** | 0.02108 | 1,988 | 0.00426 | 94,301 | 466,534 | 0.97581 | 3,164,716 | 33.6 |
| **45** | 0.02736 | 2,526 | 0.00555 | 92,313 | 455,249 | 0.94338 | 2,698,181 | 29.2 |
| **50** | 0.08669 | 7,784 | 0.01812 | 89,787 | 429,475 | 0.92851 | 2,242,932 | 25.0 |
| **55** | 0.05484 | 4,497 | 0.01128 | 82,003 | 398,772 | 0.93049 | 1,813,458 | 22.1 |
| **60** | 0.08502 | 6,590 | 0.01776 | 77,506 | 371,054 | 0.90587 | 1,414,686 | 18.3 |
| **65** | 0.10408 | 7,381 | 0.02196 | 70,916 | 336,127 | 0.85133 | 1,043,632 | 14.7 |
| **70** | 0.19845 | 12,608 | 0.04406 | 63,535 | 286,153 | 0.75037 | 707,505 | 11.1 |
| **75** | 0.31348 | 15,964 | 0.07435 | 50,926 | 214,721 | 0.49040 [c] | 421,352 | 8.3 |
| **80+** | 1.00000 | 34,962 | 0.16920 | 34,962 | 206,630 | - | 206,630 | 5.9 |
| **Lelaki** *Male* | | | | | | | | |
| **0** | 0.00000 | - | 0.00000 | 100,000 | 100,000 | 0.99708 [a] | 6,863,531 | 68.6 |
| **1** | 0.00623 | 623 | 0.00156 | 100,000 | 398,538 | 0.99668 [b] | 6,763,531 | 67.6 |
| **5** | 0.00000 | - | 0.00000 | 99,377 | 496,885 | 1.00000 | 6,364,993 | 64.0 |
| **10** | 0.00000 | - | 0.00000 | 99,377 | 496,885 | 0.99471 | 5,868,108 | 59.0 |
| **15** | 0.01057 | 1,050 | 0.00213 | 99,377 | 494,258 | 0.99469 | 5,371,224 | 54.0 |
| **20** | 0.00000 | - | 0.00000 | 98,326 | 491,632 | 0.98994 | 4,876,965 | 49.6 |
| **25** | 0.02012 | 1,978 | 0.00407 | 98,326 | 486,686 | 0.97671 | 4,385,333 | 44.6 |
| **30** | 0.02653 | 2,556 | 0.00538 | 96,348 | 475,351 | 0.98015 | 3,898,647 | 40.5 |
| **35** | 0.01299 | 1,218 | 0.00261 | 93,792 | 465,917 | 0.98009 | 3,423,296 | 36.5 |
| **40** | 0.02692 | 2,492 | 0.00546 | 92,574 | 456,642 | 0.97193 | 2,957,379 | 31.9 |
| **45** | 0.02926 | 2,636 | 0.00594 | 90,082 | 443,823 | 0.92640 | 2,500,737 | 27.8 |
| **50** | 0.11928 | 10,431 | 0.02537 | 87,447 | 411,157 | 0.90328 | 2,056,914 | 23.5 |
| **55** | 0.07109 | 5,475 | 0.01474 | 77,016 | 371,392 | 0.93263 | 1,645,757 | 21.4 |
| **60** | 0.06337 | 4,534 | 0.01309 | 71,541 | 346,370 | 0.90848 | 1,274,365 | 17.8 |
| **65** | 0.12158 | 8,147 | 0.02589 | 67,007 | 314,669 | 0.84455 | 927,996 | 13.8 |
| **70** | 0.19400 | 11,419 | 0.04297 | 58,860 | 265,754 | 0.71515 | 613,327 | 10.4 |
| **75** | 0.39755 | 18,860 | 0.09924 | 47,441 | 190,055 | 0.45319 [c] | 347,573 | 7.3 |
| **80+** | 1.00000 | 28,581 | 0.18145 | 28,581 | 157,518 | - | 157,518 | 5.5 |
| **Perempuan** *Female* | | | | | | | | |
| **0** | 0.00506 | 506 | 0.00509 | 100,000 | 99,527 | 0.99500 [a] | 7,382,373 | 73.8 |
| **1** | 0.00000 | - | 0.00000 | 99,494 | 397,975 | 0.99993 [b] | 7,282,846 | 73.2 |
| **5** | 0.00000 | - | 0.00000 | 99,494 | 497,468 | 1.00000 | 6,884,871 | 69.2 |
| **10** | 0.00000 | - | 0.00000 | 99,494 | 497,468 | 1.00000 | 6,387,403 | 64.2 |
| **15** | 0.00000 | - | 0.00000 | 99,494 | 497,468 | 0.99749 | 5,889,935 | 59.2 |
| **20** | 0.00502 | 499 | 0.00101 | 99,494 | 496,220 | 0.99748 | 5,392,466 | 54.2 |
| **25** | 0.00000 | - | 0.00000 | 98,994 | 494,972 | 0.99579 | 4,896,246 | 49.5 |
| **30** | 0.00841 | 833 | 0.00169 | 98,994 | 492,891 | 0.98787 | 4,401,274 | 44.5 |
| **35** | 0.01587 | 1,558 | 0.00320 | 98,162 | 486,914 | 0.98471 | 3,908,383 | 39.8 |
| **40** | 0.01471 | 1,421 | 0.00296 | 96,604 | 479,467 | 0.98003 | 3,421,469 | 35.4 |
| **45** | 0.02532 | 2,410 | 0.00513 | 95,183 | 469,891 | 0.96134 | 2,942,002 | 30.9 |
| **50** | 0.05236 | 4,857 | 0.01075 | 92,773 | 451,724 | 0.95480 | 2,472,111 | 26.6 |
| **55** | 0.03764 | 3,309 | 0.00767 | 87,916 | 431,308 | 0.92780 | 2,020,387 | 23.0 |
| **60** | 0.10811 | 9,147 | 0.02286 | 84,607 | 400,168 | 0.90297 | 1,589,079 | 18.8 |
| **65** | 0.08460 | 6,384 | 0.01767 | 75,460 | 361,341 | 0.85896 | 1,188,911 | 15.8 |
| **70** | 0.20270 | 14,002 | 0.04511 | 69,076 | 310,376 | 0.78737 | 827,571 | 12.0 |
| **75** | 0.22508 | 12,396 | 0.05072 | 55,074 | 244,381 | 0.52749 [c] | 517,195 | 9.4 |
| **80+** | 1.00000 | 42,678 | 0.15644 | 42,678 | 272,814 | - | 272,814 | 6.4 |

**Nota:** *Notes:*

[a] **Daripada umur 0 hingga kumpulan umur 1-4**
*From age of 0 to age group 1-4*

[b] **Daripada umur 0, kumpulan umur 1-4 hingga kumpulan umur 5-9**
*From age of 0, age group 1-4 to age group 5-9*

[c] **Daripada umur 75 hingga 80+**
*From age of 75 to 80+*

[e] **Anggaran**
*Estimates*

**Jadual 5.11.26: Jadual hayat ringkas mengikut jantina dan umur, Limbang, Sarawak, 2026[e]**

*Table 5.11.26: Abridged life table by sex and age, Limbang, Sarawak, 2026 [e]*

| **Umur** *Age* | **Kebarangkalian mati di antara umur x dan umur x+n** *Probability of dying between age x and age x+n* | **Bilangan kematian di antara umur x dan umur x+n** *Number of deaths between age x and age x+n* | **Kadar tengah mortaliti di antara umur x dan umur x+n** *Central mortality rate between age x and age x+n* | **Penakat (orang yang masih hidup) pada umur tepat x** *Survivors at exact age x* | **Bilangan orang hidup-tahun di antara umur x dan umur x+n** *Number of person-years lived between age x and age x+n* | **Nisbah ketakatan** *Survival ratio* | **Jumlah bilangan orang hidup-tahun selepas umur tepat x** *Total number of person-years lived after exact age x* | **Jangkaan hayat** *Life expectancy* |
|---|---|---|---|---|---|---|---|---|
| **x** | $_nq_x$ | $_nd_x$ | $_nm_x$ | $l_x$ | $_nL_x$ | $_nS_x$ | $T_x$ | $e_x$ |
| **Lelaki dan Perempuan** *Both sexes* | | | | | | | | |
| **0** | 0.01805 | 1,805 | 0.01835 | 100,000 | 98,383 | 0.98232 [a] | 7,423,189 | 74.2 |
| **1** | 0.00000 | - | 0.00000 | 98,195 | 392,778 | 0.99962 [b] | 7,324,806 | 74.6 |
| **5** | 0.00000 | - | 0.00000 | 98,195 | 490,973 | 0.99865 | 6,932,028 | 70.6 |
| **10** | 0.00270 | 265 | 0.00054 | 98,195 | 490,309 | 0.99682 | 6,441,055 | 65.6 |
| **15** | 0.00366 | 358 | 0.00073 | 97,929 | 488,751 | 0.99702 | 5,950,746 | 60.8 |
| **20** | 0.00230 | 224 | 0.00046 | 97,571 | 487,295 | 0.99356 | 5,461,995 | 56.0 |
| **25** | 0.01059 | 1,030 | 0.00213 | 97,347 | 484,159 | 0.99326 | 4,974,700 | 51.1 |
| **30** | 0.00286 | 276 | 0.00057 | 96,317 | 480,894 | 0.99444 | 4,490,541 | 46.6 |
| **35** | 0.00827 | 794 | 0.00166 | 96,041 | 478,219 | 0.98785 | 4,009,647 | 41.7 |
| **40** | 0.01606 | 1,529 | 0.00324 | 95,247 | 472,410 | 0.97792 | 3,531,427 | 37.1 |
| **45** | 0.02821 | 2,644 | 0.00572 | 93,717 | 461,978 | 0.97177 | 3,059,017 | 32.6 |
| **50** | 0.02824 | 2,572 | 0.00573 | 91,074 | 448,938 | 0.96059 | 2,597,040 | 28.5 |
| **55** | 0.05091 | 4,505 | 0.01045 | 88,501 | 431,244 | 0.94697 | 2,148,102 | 24.3 |
| **60** | 0.05527 | 4,643 | 0.01137 | 83,996 | 408,375 | 0.91960 | 1,716,857 | 20.4 |
| **65** | 0.10699 | 8,490 | 0.02261 | 79,354 | 375,542 | 0.87666 | 1,308,483 | 16.5 |
| **70** | 0.14164 | 10,037 | 0.03049 | 70,863 | 329,224 | 0.83186 | 932,940 | 13.2 |
| **75** | 0.19900 | 12,105 | 0.04420 | 60,826 | 273,869 | 0.54636 [c] | 603,717 | 9.9 |
| **80+** | 1.00000 | 48,721 | 0.14771 | 48,721 | 329,848 | - | 329,848 | 6.8 |
| **Lelaki** *Male* | | | | | | | | |
| **0** | 0.01538 | 1,538 | 0.01560 | 100,000 | 98,595 | 0.98488 [a] | 7,292,635 | 72.9 |
| **1** | 0.00000 | - | 0.00000 | 98,462 | 393,846 | 0.99973 [b] | 7,194,040 | 73.1 |
| **5** | 0.00000 | - | 0.00000 | 98,462 | 492,308 | 0.99869 | 6,800,194 | 69.1 |
| **10** | 0.00261 | 257 | 0.00052 | 98,462 | 491,664 | 0.99753 | 6,307,886 | 64.1 |
| **15** | 0.00232 | 228 | 0.00046 | 98,204 | 490,452 | 0.99665 | 5,816,221 | 59.2 |
| **20** | 0.00439 | 430 | 0.00088 | 97,976 | 488,807 | 0.99080 | 5,325,770 | 54.4 |
| **25** | 0.01403 | 1,368 | 0.00282 | 97,546 | 484,311 | 0.99294 | 4,836,963 | 49.6 |
| **30** | 0.00000 | - | 0.00000 | 96,178 | 480,891 | 0.99321 | 4,352,652 | 45.3 |
| **35** | 0.01358 | 1,306 | 0.00273 | 96,178 | 477,626 | 0.98467 | 3,871,762 | 40.3 |
| **40** | 0.01710 | 1,623 | 0.00345 | 94,872 | 470,306 | 0.97218 | 3,394,135 | 35.8 |
| **45** | 0.03872 | 3,611 | 0.00790 | 93,250 | 457,223 | 0.96003 | 2,923,830 | 31.4 |
| **50** | 0.04128 | 3,700 | 0.00843 | 89,639 | 438,946 | 0.94571 | 2,466,607 | 27.5 |
| **55** | 0.06786 | 5,832 | 0.01405 | 85,939 | 415,116 | 0.93871 | 2,027,661 | 23.6 |
| **60** | 0.05423 | 4,345 | 0.01115 | 80,107 | 389,674 | 0.90695 | 1,612,545 | 20.1 |
| **65** | 0.13410 | 10,160 | 0.02875 | 75,763 | 353,413 | 0.86406 | 1,222,871 | 16.1 |
| **70** | 0.13807 | 9,058 | 0.02966 | 65,603 | 305,370 | 0.84233 | 869,457 | 13.3 |
| **75** | 0.18041 | 10,201 | 0.03966 | 56,545 | 257,222 | 0.54400 [c] | 564,087 | 10.0 |
| **80+** | 1.00000 | 46,344 | 0.15102 | 46,344 | 306,865 | - | 306,865 | 6.6 |
| **Perempuan** *Female* | | | | | | | | |
| **0** | 0.02096 | 2,096 | 0.02136 | 100,000 | 98,140 | 0.97951 [a] | 7,565,803 | 75.7 |
| **1** | 0.00000 | - | 0.00000 | 97,904 | 391,614 | 0.99952 [b] | 7,467,663 | 76.3 |
| **5** | 0.00000 | - | 0.00000 | 97,904 | 489,518 | 0.99860 | 7,076,049 | 72.3 |
| **10** | 0.00280 | 274 | 0.00056 | 97,904 | 488,833 | 0.99603 | 6,586,531 | 67.3 |
| **15** | 0.00514 | 501 | 0.00103 | 97,630 | 486,894 | 0.99743 | 6,097,698 | 62.5 |
| **20** | 0.00000 | - | 0.00000 | 97,128 | 485,641 | 0.99672 | 5,610,804 | 57.8 |
| **25** | 0.00656 | 637 | 0.00132 | 97,128 | 484,047 | 0.99381 | 5,125,163 | 52.8 |
| **30** | 0.00581 | 561 | 0.00117 | 96,491 | 481,052 | 0.99569 | 4,641,116 | 48.1 |
| **35** | 0.00280 | 269 | 0.00056 | 95,930 | 478,979 | 0.99113 | 4,160,064 | 43.4 |
| **40** | 0.01496 | 1,431 | 0.00301 | 95,661 | 474,731 | 0.98370 | 3,681,085 | 38.5 |
| **45** | 0.01766 | 1,664 | 0.00356 | 94,231 | 466,993 | 0.98360 | 3,206,354 | 34.0 |
| **50** | 0.01512 | 1,399 | 0.00305 | 92,566 | 459,334 | 0.97589 | 2,739,361 | 29.6 |
| **55** | 0.03325 | 3,031 | 0.00676 | 91,167 | 448,257 | 0.95540 | 2,280,027 | 25.0 |
| **60** | 0.05635 | 4,966 | 0.01160 | 88,136 | 428,263 | 0.93329 | 1,831,770 | 20.8 |
| **65** | 0.07768 | 6,461 | 0.01616 | 83,169 | 399,695 | 0.88963 | 1,403,507 | 16.9 |
| **70** | 0.14582 | 11,185 | 0.03146 | 76,709 | 355,580 | 0.82169 | 1,003,812 | 13.1 |
| **75** | 0.21635 | 14,176 | 0.04852 | 65,523 | 292,177 | 0.54927 [c] | 648,232 | 9.9 |
| **80+** | 1.00000 | 51,348 | 0.14421 | 51,348 | 356,055 | - | 356,055 | 6.9 |

**Nota:** *Notes:*

[a] **Daripada umur 0 hingga kumpulan umur 1-4**
*From age of 0 to age group 1-4*

[b] **Daripada umur 0, kumpulan umur 1-4 hingga kumpulan umur 5-9**
*From age of 0, age group 1-4 to age group 5-9*

[c] **Daripada umur 75 hingga 80+**
*From age of 75 to 80+*

[e] **Anggaran**
*Estimates*

**Jadual 5.11.27: Jadual hayat ringkas mengikut jantina dan umur, Lawas, Sarawak, 2026[e]**

*Table 5.11.27: Abridged life table by sex and age, Lawas, Sarawak, 2026 [e]*

| Umur *Age* | Kebarangkalian mati di antara umur x dan umur x+n *Probability of dying between age x and age x+n* | Bilangan kematian di antara umur x dan umur x+n *Number of deaths between age x and age x+n* | Kadar tengah mortaliti di antara umur x dan umur x+n *Central mortality rate between age x and age x+n* | Penakat (orang yang masih hidup) pada umur tepat x *Survivors at exact age x* | Bilangan orang hidup-tahun di antara umur x dan umur x+n *Number of person-years lived between age x and age x+n* | Nisbah ketakatan *Survival ratio* | Jumlah bilangan orang hidup-tahun selepas umur tepat x *Total number of person-years lived after exact age x* | Jangkaan hayat *Life expectancy* |
|---|---|---|---|---|---|---|---|---|
| x | $_nq_x$ | $_nd_x$ | $_nm_x$ | $l_x$ | $_nL_x$ | $_nS_x$ | $T_x$ | $e_x$ |
| **Lelaki dan Perempuan** *Both sexes* | | | | | | | | |
| **0** | 0.00576 | 576 | 0.00579 | 100,000 | 99,462 | 0.99431 [a] | 7,472,751 | 74.7 |
| **1** | 0.00000 | - | 0.00000 | 99,424 | 397,695 | 0.99992 [b] | 7,373,289 | 74.2 |
| **5** | 0.00000 | - | 0.00000 | 99,424 | 497,118 | 1.00000 | 6,975,594 | 70.2 |
| **10** | 0.00000 | - | 0.00000 | 99,424 | 497,118 | 0.99856 | 6,478,476 | 65.2 |
| **15** | 0.00289 | 287 | 0.00058 | 99,424 | 496,401 | 0.99560 | 5,981,358 | 60.2 |
| **20** | 0.00591 | 586 | 0.00119 | 99,137 | 494,219 | 0.99704 | 5,484,957 | 55.3 |
| **25** | 0.00000 | - | 0.00000 | 98,551 | 492,754 | 0.99913 | 4,990,738 | 50.6 |
| **30** | 0.00173 | 171 | 0.00035 | 98,551 | 492,328 | 0.99196 | 4,497,984 | 45.6 |
| **35** | 0.01436 | 1,413 | 0.00289 | 98,380 | 488,369 | 0.98597 | 4,005,656 | 40.7 |
| **40** | 0.01369 | 1,328 | 0.00276 | 96,967 | 481,518 | 0.97973 | 3,517,287 | 36.3 |
| **45** | 0.02694 | 2,577 | 0.00546 | 95,640 | 471,757 | 0.96433 | 3,035,769 | 31.7 |
| **50** | 0.04464 | 4,155 | 0.00913 | 93,063 | 454,929 | 0.95457 | 2,564,012 | 27.6 |
| **55** | 0.04625 | 4,112 | 0.00947 | 88,908 | 434,263 | 0.93660 | 2,109,083 | 23.7 |
| **60** | 0.08139 | 6,902 | 0.01697 | 84,797 | 406,728 | 0.91073 | 1,674,821 | 19.8 |
| **65** | 0.09785 | 7,622 | 0.02058 | 77,895 | 370,419 | 0.88354 | 1,268,092 | 16.3 |
| **70** | 0.13710 | 9,634 | 0.02944 | 70,273 | 327,279 | 0.81471 | 897,673 | 12.8 |
| **75** | 0.24113 | 14,622 | 0.05484 | 60,639 | 266,638 | 0.53254 [c] | 570,394 | 9.4 |
| **80+** | 1.00000 | 46,016 | 0.15149 | 46,016 | 303,756 | - | 303,756 | 6.6 |
| **Lelaki** *Male* | | | | | | | | |
| **0** | 0.00391 | 391 | 0.00393 | 100,000 | 99,630 | 0.99613 [a] | 7,181,834 | 71.8 |
| **1** | 0.00000 | - | 0.00000 | 99,609 | 398,434 | 0.99996 [b] | 7,082,204 | 71.1 |
| **5** | 0.00000 | - | 0.00000 | 99,609 | 498,043 | 1.00000 | 6,683,770 | 67.1 |
| **10** | 0.00000 | - | 0.00000 | 99,609 | 498,043 | 0.99858 | 6,185,727 | 62.1 |
| **15** | 0.00283 | 282 | 0.00057 | 99,609 | 497,338 | 0.99438 | 5,687,684 | 57.1 |
| **20** | 0.00842 | 837 | 0.00169 | 99,327 | 494,541 | 0.99577 | 5,190,346 | 52.3 |
| **25** | 0.00000 | - | 0.00000 | 98,490 | 492,449 | 0.99825 | 4,695,804 | 47.7 |
| **30** | 0.00350 | 345 | 0.00070 | 98,490 | 491,588 | 0.98944 | 4,203,355 | 42.7 |
| **35** | 0.01764 | 1,731 | 0.00356 | 98,145 | 486,398 | 0.98144 | 3,711,767 | 37.8 |
| **40** | 0.01949 | 1,879 | 0.00394 | 96,414 | 477,372 | 0.97122 | 3,225,369 | 33.5 |
| **45** | 0.03825 | 3,616 | 0.00780 | 94,535 | 463,634 | 0.94371 | 2,747,996 | 29.1 |
| **50** | 0.07505 | 6,823 | 0.01559 | 90,919 | 437,537 | 0.93470 | 2,284,362 | 25.1 |
| **55** | 0.05475 | 4,605 | 0.01126 | 84,096 | 408,967 | 0.92557 | 1,846,826 | 22.0 |
| **60** | 0.09524 | 7,571 | 0.02000 | 79,491 | 378,529 | 0.89739 | 1,437,858 | 18.1 |
| **65** | 0.11075 | 7,965 | 0.02345 | 71,921 | 339,690 | 0.85607 | 1,059,329 | 14.7 |
| **70** | 0.18125 | 11,592 | 0.03986 | 63,955 | 290,798 | 0.75390 | 719,639 | 11.3 |
| **75** | 0.32532 | 17,035 | 0.07770 | 52,364 | 219,232 | 0.48878 [c] | 428,840 | 8.2 |
| **80+** | 1.00000 | 35,329 | 0.16855 | 35,329 | 209,609 | - | 209,609 | 5.9 |
| **Perempuan** *Female* | | | | | | | | |
| **0** | 0.00755 | 755 | 0.00760 | 100,000 | 99,300 | 0.99256 [a] | 7,849,963 | 78.5 |
| **1** | 0.00000 | - | 0.00000 | 99,245 | 396,981 | 0.99989 [b] | 7,750,663 | 78.1 |
| **5** | 0.00000 | - | 0.00000 | 99,245 | 496,226 | 1.00000 | 7,353,682 | 74.1 |
| **10** | 0.00000 | - | 0.00000 | 99,245 | 496,226 | 0.99853 | 6,857,456 | 69.1 |
| **15** | 0.00295 | 292 | 0.00059 | 99,245 | 495,496 | 0.99697 | 6,361,229 | 64.1 |
| **20** | 0.00312 | 308 | 0.00062 | 98,953 | 493,994 | 0.99844 | 5,865,734 | 59.3 |
| **25** | 0.00000 | - | 0.00000 | 98,645 | 493,223 | 1.00000 | 5,371,740 | 54.5 |
| **30** | 0.00000 | - | 0.00000 | 98,645 | 493,223 | 0.99452 | 4,878,517 | 49.5 |
| **35** | 0.01097 | 1,082 | 0.00221 | 98,645 | 490,518 | 0.99058 | 4,385,294 | 44.5 |
| **40** | 0.00785 | 766 | 0.00158 | 97,563 | 485,898 | 0.98895 | 3,894,776 | 39.9 |
| **45** | 0.01428 | 1,382 | 0.00288 | 96,797 | 480,528 | 0.98758 | 3,408,878 | 35.2 |
| **50** | 0.01053 | 1,004 | 0.00212 | 95,415 | 474,562 | 0.97622 | 2,928,349 | 30.7 |
| **55** | 0.03717 | 3,510 | 0.00758 | 94,410 | 463,277 | 0.94881 | 2,453,787 | 26.0 |
| **60** | 0.06575 | 5,977 | 0.01360 | 90,901 | 439,561 | 0.92499 | 1,990,510 | 21.9 |
| **65** | 0.08491 | 7,211 | 0.01774 | 84,924 | 406,592 | 0.91367 | 1,550,949 | 18.3 |
| **70** | 0.08787 | 6,829 | 0.01838 | 77,713 | 371,492 | 0.87940 | 1,144,357 | 14.7 |
| **75** | 0.15647 | 11,091 | 0.03395 | 70,884 | 326,691 | 0.57730 [c] | 772,865 | 10.9 |
| **80+** | 1.00000 | 59,793 | 0.13401 | 59,793 | 446,174 | - | 446,174 | 7.5 |

**Nota:** *Notes:*

[a] **Daripada umur 0 hingga kumpulan umur 1-4**
*From age of 0 to age group 1-4*

[b] **Daripada umur 0, kumpulan umur 1-4 hingga kumpulan umur 5-9**
*From age of 0, age group 1-4 to age group 5-9*

[c] **Daripada umur 75 hingga 80+**
*From age of 75 to 80+*

[e] **Anggaran**
*Estimates*

**Jadual 5.11.28: Jadual hayat ringkas mengikut jantina dan umur, Matu, Sarawak, 2026[e]**

*Table 5.11.28: Abridged life table by sex and age, Matu, Sarawak, 2026 [e]*

| **Umur** *Age* | **Kebarangkalian mati di antara umur x dan umur x+n** *Probability of dying between age x and age x+n* | **Bilangan kematian di antara umur x dan umur x+n** *Number of deaths between age x and age x+n* | **Kadar tengah mortaliti di antara umur x dan umur x+n** *Central mortality rate between age x and age x+n* | **Penakat (orang yang masih hidup) pada umur tepat x** *Survivors at exact age x* | **Bilangan orang hidup-tahun di antara umur x dan umur x+n** *Number of person-years lived between age x and age x+n* | **Nisbah ketakatan** *Survival ratio* | **Jumlah bilangan orang hidup-tahun selepas umur tepat x** *Total number of person-years lived after exact age x* | **Jangkaan hayat** *Life expectancy* |
|---|---|---|---|---|---|---|---|---|
| **x** | $_nq_x$ | $_nd_x$ | $_nm_x$ | $l_x$ | $_nL_x$ | $_nS_x$ | $T_x$ | $e_x$ |
| **Lelaki dan Perempuan** *Both sexes* | | | | | | | | |
| **0** | 0.00000 | - | 0.00000 | 100,000 | 100,000 | 0.99641 [a] | 7,155,626 | 71.6 |
| **1** | 0.00724 | 724 | 0.00182 | 100,000 | 398,207 | 0.99416 [b] | 7,055,626 | 70.6 |
| **5** | 0.00437 | 434 | 0.00088 | 99,276 | 495,296 | 0.99781 | 6,657,418 | 67.1 |
| **10** | 0.00000 | - | 0.00000 | 98,842 | 494,212 | 0.99803 | 6,162,122 | 62.3 |
| **15** | 0.00394 | 389 | 0.00079 | 98,842 | 493,238 | 0.99451 | 5,667,911 | 57.3 |
| **20** | 0.00704 | 693 | 0.00141 | 98,453 | 490,532 | 0.99457 | 5,174,672 | 52.6 |
| **25** | 0.00382 | 373 | 0.00076 | 97,760 | 487,866 | 0.99317 | 4,684,141 | 47.9 |
| **30** | 0.00987 | 961 | 0.00198 | 97,387 | 484,532 | 0.99328 | 4,196,275 | 43.1 |
| **35** | 0.00354 | 341 | 0.00071 | 96,426 | 481,276 | 0.99170 | 3,711,743 | 38.5 |
| **40** | 0.01308 | 1,257 | 0.00263 | 96,085 | 477,280 | 0.97869 | 3,230,467 | 33.6 |
| **45** | 0.02964 | 2,811 | 0.00602 | 94,828 | 467,110 | 0.95269 | 2,753,186 | 29.0 |
| **50** | 0.06552 | 6,028 | 0.01355 | 92,016 | 445,011 | 0.92913 | 2,286,076 | 24.8 |
| **55** | 0.07661 | 6,587 | 0.01593 | 85,988 | 413,472 | 0.91013 | 1,841,065 | 21.4 |
| **60** | 0.10423 | 8,276 | 0.02199 | 79,401 | 376,314 | 0.90320 | 1,427,594 | 18.0 |
| **65** | 0.08850 | 6,294 | 0.01852 | 71,125 | 339,888 | 0.84476 | 1,051,280 | 14.8 |
| **70** | 0.22847 | 14,812 | 0.05159 | 64,831 | 287,123 | 0.74418 | 711,391 | 11.0 |
| **75** | 0.29126 | 14,569 | 0.06818 | 50,019 | 213,672 | 0.49638 [c] | 424,268 | 8.5 |
| **80+** | 1.00000 | 35,450 | 0.16833 | 35,450 | 210,596 | - | 210,596 | 5.9 |
| **Lelaki** *Male* | | | | | | | | |
| **0** | 0.00000 | - | 0.00000 | 100,000 | 100,000 | 0.99367 [a] | 7,124,434 | 71.2 |
| **1** | 0.01349 | 1,349 | 0.00340 | 100,000 | 396,834 | 0.98880 [b] | 7,024,434 | 70.2 |
| **5** | 0.00805 | 794 | 0.00162 | 98,651 | 491,271 | 0.99596 | 6,627,600 | 67.2 |
| **10** | 0.00000 | - | 0.00000 | 97,857 | 489,286 | 0.99626 | 6,136,329 | 62.7 |
| **15** | 0.00748 | 732 | 0.00150 | 97,857 | 487,457 | 0.98984 | 5,647,043 | 57.7 |
| **20** | 0.01285 | 1,248 | 0.00259 | 97,125 | 482,506 | 0.99035 | 5,159,586 | 53.1 |
| **25** | 0.00641 | 615 | 0.00129 | 95,877 | 477,847 | 0.98858 | 4,677,081 | 48.8 |
| **30** | 0.01646 | 1,568 | 0.00332 | 95,262 | 472,391 | 0.98873 | 4,199,233 | 44.1 |
| **35** | 0.00599 | 561 | 0.00120 | 93,694 | 467,068 | 0.98532 | 3,726,843 | 39.8 |
| **40** | 0.02342 | 2,181 | 0.00474 | 93,133 | 460,212 | 0.98375 | 3,259,775 | 35.0 |
| **45** | 0.00890 | 810 | 0.00179 | 90,952 | 452,734 | 0.97794 | 2,799,563 | 30.8 |
| **50** | 0.03534 | 3,185 | 0.00719 | 90,142 | 442,747 | 0.94626 | 2,346,828 | 26.0 |
| **55** | 0.07282 | 6,332 | 0.01511 | 86,957 | 418,954 | 0.90132 | 1,904,082 | 21.9 |
| **60** | 0.12658 | 10,206 | 0.02703 | 80,625 | 377,610 | 0.90135 | 1,485,128 | 18.4 |
| **65** | 0.06667 | 4,695 | 0.01379 | 70,419 | 340,360 | 0.88115 | 1,107,518 | 15.7 |
| **70** | 0.17476 | 11,486 | 0.03830 | 65,725 | 299,908 | 0.77257 | 767,158 | 11.7 |
| **75** | 0.29126 | 15,798 | 0.06818 | 54,239 | 231,700 | 0.50412 [c] | 467,250 | 8.6 |
| **80+** | 1.00000 | 38,441 | 0.16320 | 38,441 | 235,550 | - | 235,550 | 6.1 |
| **Perempuan** *Female* | | | | | | | | |
| **0** | 0.00000 | - | 0.00000 | 100,000 | 100,000 | 1.00000 [a] | 7,238,450 | 72.4 |
| **1** | 0.00000 | - | 0.00000 | 100,000 | 400,000 | 1.00000 [b] | 7,138,450 | 71.4 |
| **5** | 0.00000 | - | 0.00000 | 100,000 | 500,000 | 1.00000 | 6,738,450 | 67.4 |
| **10** | 0.00000 | - | 0.00000 | 100,000 | 500,000 | 1.00000 | 6,238,450 | 62.4 |
| **15** | 0.00000 | - | 0.00000 | 100,000 | 500,000 | 1.00000 | 5,738,450 | 57.4 |
| **20** | 0.00000 | - | 0.00000 | 100,000 | 500,000 | 1.00000 | 5,238,450 | 52.4 |
| **25** | 0.00000 | - | 0.00000 | 100,000 | 500,000 | 1.00000 | 4,738,450 | 47.4 |
| **30** | 0.00000 | - | 0.00000 | 100,000 | 500,000 | 1.00000 | 4,238,450 | 42.4 |
| **35** | 0.00000 | - | 0.00000 | 100,000 | 500,000 | 1.00000 | 3,738,450 | 37.4 |
| **40** | 0.00000 | - | 0.00000 | 100,000 | 500,000 | 0.97225 | 3,238,450 | 32.4 |
| **45** | 0.05549 | 5,549 | 0.01142 | 100,000 | 486,127 | 0.92464 | 2,738,450 | 27.4 |
| **50** | 0.09639 | 9,104 | 0.02025 | 94,451 | 449,494 | 0.91131 | 2,252,323 | 23.8 |
| **55** | 0.08018 | 6,843 | 0.01671 | 85,347 | 409,626 | 0.92051 | 1,802,829 | 21.1 |
| **60** | 0.07874 | 6,181 | 0.01639 | 78,504 | 377,064 | 0.90827 | 1,393,203 | 17.7 |
| **65** | 0.10582 | 7,653 | 0.02235 | 72,322 | 342,478 | 0.81532 | 1,016,139 | 14.1 |
| **70** | 0.27287 | 17,646 | 0.06320 | 64,669 | 279,229 | 0.71938 | 673,661 | 10.4 |
| **75** | 0.29126 | 13,696 | 0.06818 | 47,023 | 200,873 | 0.49073 [c] | 394,432 | 8.4 |
| **80+** | 1.00000 | 33,327 | 0.17218 | 33,327 | 193,559 | - | 193,559 | 5.8 |

**Nota:** *Notes:*

[a] **Daripada umur 0 hingga kumpulan umur 1-4**
*From age of 0 to age group 1-4*

[b] **Daripada umur 0, kumpulan umur 1-4 hingga kumpulan umur 5-9**
*From age of 0, age group 1-4 to age group 5-9*

[c] **Daripada umur 75 hingga 80+**
*From age of 75 to 80+*

[e] **Anggaran**
*Estimates*

**Jadual 5.11.29: Jadual hayat ringkas mengikut jantina dan umur, Asajaya, Sarawak, 2026[e]**

*Table 5.11.29: Abridged life table by sex and age, Asajaya, Sarawak, 2026 [e]*

| **Umur** *Age* | **Kebarangkalian mati di antara umur x dan umur x+n** *Probability of dying between age x and age x+n* | **Bilangan kematian di antara umur x dan umur x+n** *Number of deaths between age x and age x+n* | **Kadar tengah mortaliti di antara umur x dan umur x+n** *Central mortality rate between age x and age x+n* | **Penakat (orang yang masih hidup) pada umur tepat x** *Survivors at exact age x* | **Bilangan orang hidup-tahun di antara umur x dan umur x+n** *Number of person-years lived between age x and age x+n* | **Nisbah ketakatan** *Survival ratio* | **Jumlah bilangan orang hidup-tahun selepas umur tepat x** *Total number of person-years lived after exact age x* | **Jangkaan hayat** *Life expectancy* |
|---|---|---|---|---|---|---|---|---|
| **x** | $_nq_x$ | $_nd_x$ | $_nm_x$ | $l_x$ | $_nL_x$ | $_nS_x$ | $T_x$ | $e_x$ |
| **Lelaki dan Perempuan** *Both sexes* | | | | | | | | |
| **0** | 0.00161 | 161 | 0.00161 | 100,000 | 99,848 | 0.99674 [a] | 7,503,946 | 75.0 |
| **1** | 0.00336 | 336 | 0.00084 | 99,839 | 398,524 | 0.99828 [b] | 7,404,098 | 74.2 |
| **5** | 0.00000 | - | 0.00000 | 99,503 | 497,516 | 0.99806 | 7,005,574 | 70.4 |
| **10** | 0.00389 | 387 | 0.00078 | 99,503 | 496,549 | 0.99726 | 6,508,058 | 65.4 |
| **15** | 0.00158 | 157 | 0.00032 | 99,117 | 495,191 | 0.99699 | 6,011,509 | 60.7 |
| **20** | 0.00444 | 440 | 0.00089 | 98,960 | 493,700 | 0.99387 | 5,516,318 | 55.7 |
| **25** | 0.00783 | 771 | 0.00157 | 98,520 | 490,673 | 0.98905 | 5,022,618 | 51.0 |
| **30** | 0.01410 | 1,378 | 0.00284 | 97,749 | 485,300 | 0.98725 | 4,531,945 | 46.4 |
| **35** | 0.01138 | 1,096 | 0.00229 | 96,371 | 479,114 | 0.97532 | 4,046,645 | 42.0 |
| **40** | 0.03813 | 3,633 | 0.00777 | 95,275 | 467,290 | 0.97198 | 3,567,532 | 37.4 |
| **45** | 0.01751 | 1,605 | 0.00353 | 91,642 | 454,195 | 0.97326 | 3,100,241 | 33.8 |
| **50** | 0.03614 | 3,254 | 0.00736 | 90,037 | 442,049 | 0.96700 | 2,646,046 | 29.4 |
| **55** | 0.02975 | 2,582 | 0.00604 | 86,783 | 427,460 | 0.95796 | 2,203,997 | 25.4 |
| **60** | 0.05470 | 4,606 | 0.01125 | 84,201 | 409,491 | 0.93867 | 1,776,537 | 21.1 |
| **65** | 0.06834 | 5,439 | 0.01415 | 79,595 | 384,377 | 0.89592 | 1,367,046 | 17.2 |
| **70** | 0.14245 | 10,564 | 0.03067 | 74,156 | 344,370 | 0.83148 | 982,668 | 13.3 |
| **75** | 0.19892 | 12,649 | 0.04418 | 63,592 | 286,338 | 0.55140 [c] | 638,298 | 10.0 |
| **80+** | 1.00000 | 50,943 | 0.14474 | 50,943 | 351,960 | - | 351,960 | 6.9 |
| **Lelaki** *Male* | | | | | | | | |
| **0** | 0.00303 | 303 | 0.00304 | 100,000 | 99,712 | 0.99388 [a] | 7,268,962 | 72.7 |
| **1** | 0.00662 | 660 | 0.00166 | 99,697 | 397,230 | 0.99646 [b] | 7,169,250 | 71.9 |
| **5** | 0.00000 | - | 0.00000 | 99,036 | 495,181 | 0.99813 | 6,772,020 | 68.4 |
| **10** | 0.00373 | 370 | 0.00075 | 99,036 | 494,257 | 0.99813 | 6,276,839 | 63.4 |
| **15** | 0.00000 | - | 0.00000 | 98,667 | 493,333 | 0.99715 | 5,782,581 | 58.6 |
| **20** | 0.00569 | 562 | 0.00114 | 98,667 | 491,929 | 0.98977 | 5,289,248 | 53.6 |
| **25** | 0.01479 | 1,451 | 0.00298 | 98,105 | 486,897 | 0.98086 | 4,797,319 | 48.9 |
| **30** | 0.02355 | 2,276 | 0.00477 | 96,654 | 477,579 | 0.97970 | 4,310,422 | 44.6 |
| **35** | 0.01698 | 1,602 | 0.00342 | 94,378 | 467,883 | 0.97040 | 3,832,844 | 40.6 |
| **40** | 0.04243 | 3,937 | 0.00867 | 92,775 | 454,035 | 0.97096 | 3,364,960 | 36.3 |
| **45** | 0.01505 | 1,337 | 0.00303 | 88,839 | 440,850 | 0.97641 | 2,910,925 | 32.8 |
| **50** | 0.03226 | 2,823 | 0.00656 | 87,501 | 430,451 | 0.96413 | 2,470,075 | 28.2 |
| **55** | 0.03960 | 3,354 | 0.00808 | 84,679 | 415,010 | 0.95545 | 2,039,624 | 24.1 |
| **60** | 0.04970 | 4,042 | 0.01019 | 81,325 | 396,522 | 0.93600 | 1,624,614 | 20.0 |
| **65** | 0.07905 | 6,109 | 0.01646 | 77,284 | 371,145 | 0.87365 | 1,228,092 | 15.9 |
| **70** | 0.17771 | 12,648 | 0.03901 | 71,174 | 324,251 | 0.78486 | 856,947 | 12.0 |
| **75** | 0.26066 | 15,256 | 0.05995 | 58,526 | 254,492 | 0.52226 [c] | 532,696 | 9.1 |
| **80+** | 1.00000 | 43,271 | 0.15554 | 43,271 | 278,204 | - | 278,204 | 6.4 |
| **Perempuan** *Female* | | | | | | | | |
| **0** | 0.00000 | - | 0.00000 | 100,000 | 100,000 | 1.00000 [a] | 7,778,939 | 77.8 |
| **1** | 0.00000 | - | 0.00000 | 100,000 | 400,000 | 1.00000 [b] | 7,678,939 | 76.8 |
| **5** | 0.00000 | - | 0.00000 | 100,000 | 500,000 | 0.99797 | 7,278,939 | 72.8 |
| **10** | 0.00405 | 405 | 0.00081 | 100,000 | 498,987 | 0.99636 | 6,778,939 | 67.8 |
| **15** | 0.00322 | 321 | 0.00065 | 99,595 | 497,171 | 0.99684 | 6,279,953 | 63.1 |
| **20** | 0.00309 | 306 | 0.00062 | 99,274 | 495,602 | 0.99845 | 5,782,782 | 58.3 |
| **25** | 0.00000 | - | 0.00000 | 98,967 | 494,836 | 0.99793 | 5,287,180 | 53.4 |
| **30** | 0.00414 | 409 | 0.00083 | 98,967 | 493,812 | 0.99548 | 4,792,344 | 48.4 |
| **35** | 0.00490 | 483 | 0.00098 | 98,558 | 491,580 | 0.98072 | 4,298,531 | 43.6 |
| **40** | 0.03373 | 3,309 | 0.00686 | 98,074 | 482,100 | 0.97303 | 3,806,951 | 38.8 |
| **45** | 0.01996 | 1,892 | 0.00403 | 94,766 | 469,100 | 0.97026 | 3,324,851 | 35.1 |
| **50** | 0.03972 | 3,689 | 0.00811 | 92,874 | 455,149 | 0.97001 | 2,855,750 | 30.7 |
| **55** | 0.01986 | 1,771 | 0.00401 | 89,185 | 441,497 | 0.96046 | 2,400,602 | 26.9 |
| **60** | 0.05962 | 5,212 | 0.01229 | 87,414 | 424,040 | 0.94122 | 1,959,104 | 22.4 |
| **65** | 0.05788 | 4,758 | 0.01192 | 82,202 | 399,117 | 0.91847 | 1,535,064 | 18.7 |
| **70** | 0.10664 | 8,259 | 0.02253 | 77,444 | 366,575 | 0.87999 | 1,135,947 | 14.7 |
| **75** | 0.13497 | 9,338 | 0.02895 | 69,185 | 322,582 | 0.58072 [c] | 769,372 | 11.1 |
| **80+** | 1.00000 | 59,848 | 0.13395 | 59,848 | 446,790 | - | 446,790 | 7.5 |

**Nota:** *Notes:*

[a] **Daripada umur 0 hingga kumpulan umur 1-4**
*From age of 0 to age group 1-4*

[b] **Daripada umur 0, kumpulan umur 1-4 hingga kumpulan umur 5-9**
*From age of 0, age group 1-4 to age group 5-9*

[c] **Daripada umur 75 hingga 80+**
*From age of 75 to 80+*

[e] **Anggaran**
*Estimates*

**Jadual 5.11.30: Jadual hayat ringkas mengikut jantina dan umur, Pakan, Sarawak, 2026[e]**

*Table 5.11.30: Abridged life table by sex and age, Pakan, Sarawak, 2026 [e]*

| Umur *Age* | Kebarangkalian mati di antara umur x dan umur x+n *Probability of dying between age x and age x+n* | Bilangan kematian di antara umur x dan umur x+n *Number of deaths between age x and age x+n* | Kadar tengah mortaliti di antara umur x dan umur x+n *Central mortality rate between age x and age x+n* | Penakat (orang yang masih hidup) pada umur tepat x *Survivors at exact age x* | Bilangan orang hidup-tahun di antara umur x dan umur x+n *Number of person-years lived between age x and age x+n* | Nisbah ketakatan *Survival ratio* | Jumlah bilangan orang hidup-tahun selepas umur tepat x *Total number of person-years lived after exact age x* | Jangkaan hayat *Life expectancy* |
|---|---|---|---|---|---|---|---|---|
| x | $_nq_x$ | $_nd_x$ | $_nm_x$ | $l_x$ | $_nL_x$ | $_nS_x$ | $T_x$ | $e_x$ |
| **Lelaki dan Perempuan** *Both sexes* | | | | | | | | |
| **0** | 0.01519 | 1,519 | 0.01540 | 100,000 | 98,626 | 0.98510 [a] | 7,152,224 | 71.5 |
| **1** | 0.00000 | - | 0.00000 | 98,481 | 393,924 | 0.99971 [b] | 7,053,598 | 71.6 |
| **5** | 0.00000 | - | 0.00000 | 98,481 | 492,405 | 0.99785 | 6,659,674 | 67.6 |
| **10** | 0.00429 | 422 | 0.00086 | 98,481 | 491,349 | 0.99587 | 6,167,269 | 62.6 |
| **15** | 0.00396 | 389 | 0.00079 | 98,059 | 489,321 | 0.99801 | 5,675,920 | 57.9 |
| **20** | 0.00000 | - | 0.00000 | 97,670 | 488,349 | 1.00000 | 5,186,599 | 53.1 |
| **25** | 0.00000 | - | 0.00000 | 97,670 | 488,349 | 0.99029 | 4,698,250 | 48.1 |
| **30** | 0.01942 | 1,897 | 0.00392 | 97,670 | 483,608 | 0.98103 | 4,209,900 | 43.1 |
| **35** | 0.01852 | 1,774 | 0.00374 | 95,773 | 474,433 | 0.98464 | 3,726,292 | 38.9 |
| **40** | 0.01215 | 1,142 | 0.00244 | 94,000 | 467,144 | 0.97261 | 3,251,859 | 34.6 |
| **45** | 0.04281 | 3,976 | 0.00875 | 92,858 | 454,349 | 0.95413 | 2,784,716 | 30.0 |
| **50** | 0.04907 | 4,361 | 0.01006 | 88,882 | 433,507 | 0.93914 | 2,330,366 | 26.2 |
| **55** | 0.07326 | 6,192 | 0.01521 | 84,521 | 407,124 | 0.91702 | 1,896,859 | 22.4 |
| **60** | 0.09346 | 7,320 | 0.01961 | 78,329 | 373,343 | 0.91190 | 1,489,735 | 19.0 |
| **65** | 0.08219 | 5,836 | 0.01714 | 71,008 | 340,451 | 0.90182 | 1,116,392 | 15.7 |
| **70** | 0.11561 | 7,534 | 0.02454 | 65,172 | 307,025 | 0.77728 | 775,941 | 11.9 |
| **75** | 0.34384 | 19,818 | 0.08304 | 57,638 | 238,643 | 0.49107 [c] | 468,916 | 8.1 |
| **80+** | 1.00000 | 37,820 | 0.16424 | 37,820 | 230,273 | - | 230,273 | 6.1 |
| **Lelaki** *Male* | | | | | | | | |
| **0** | 0.01869 | 1,869 | 0.01901 | 100,000 | 98,311 | 0.98167 [a] | 6,896,531 | 69.0 |
| **1** | 0.00000 | - | 0.00000 | 98,131 | 392,523 | 0.99963 [b] | 6,798,220 | 69.3 |
| **5** | 0.00000 | - | 0.00000 | 98,131 | 490,654 | 0.99629 | 6,405,697 | 65.3 |
| **10** | 0.00742 | 729 | 0.00149 | 98,131 | 488,833 | 0.99262 | 5,915,042 | 60.3 |
| **15** | 0.00733 | 714 | 0.00147 | 97,402 | 485,228 | 0.99632 | 5,426,209 | 55.7 |
| **20** | 0.00000 | - | 0.00000 | 96,689 | 483,444 | 1.00000 | 4,940,982 | 51.1 |
| **25** | 0.00000 | - | 0.00000 | 96,689 | 483,444 | 0.98565 | 4,457,538 | 46.1 |
| **30** | 0.02869 | 2,774 | 0.00582 | 96,689 | 476,508 | 0.97677 | 3,974,094 | 41.1 |
| **35** | 0.01761 | 1,653 | 0.00355 | 93,914 | 465,438 | 0.98504 | 3,497,586 | 37.2 |
| **40** | 0.01227 | 1,132 | 0.00247 | 92,261 | 458,474 | 0.96904 | 3,032,148 | 32.9 |
| **45** | 0.04988 | 4,545 | 0.01023 | 91,129 | 444,282 | 0.95133 | 2,573,674 | 28.2 |
| **50** | 0.04739 | 4,103 | 0.00971 | 86,584 | 422,660 | 0.93635 | 2,129,392 | 24.6 |
| **55** | 0.08072 | 6,658 | 0.01682 | 82,480 | 395,757 | 0.89611 | 1,706,732 | 20.7 |
| **60** | 0.12910 | 9,788 | 0.02760 | 75,823 | 354,642 | 0.88530 | 1,310,975 | 17.3 |
| **65** | 0.09818 | 6,483 | 0.02065 | 66,034 | 313,964 | 0.87007 | 956,332 | 14.5 |
| **70** | 0.16514 | 9,834 | 0.03600 | 59,551 | 273,171 | 0.73130 | 642,368 | 10.8 |
| **75** | 0.39275 | 19,526 | 0.09774 | 49,717 | 199,770 | 0.45891 [c] | 369,198 | 7.4 |
| **80+** | 1.00000 | 30,191 | 0.17819 | 30,191 | 169,428 | - | 169,428 | 5.6 |
| **Perempuan** *Female* | | | | | | | | |
| **0** | 0.01105 | 1,105 | 0.01116 | 100,000 | 98,987 | 0.98913 [a] | 7,469,473 | 74.7 |
| **1** | 0.00000 | - | 0.00000 | 98,895 | 395,580 | 0.99981 [b] | 7,370,486 | 74.5 |
| **5** | 0.00000 | - | 0.00000 | 98,895 | 494,475 | 1.00000 | 6,974,906 | 70.5 |
| **10** | 0.00000 | - | 0.00000 | 98,895 | 494,475 | 1.00000 | 6,480,431 | 65.5 |
| **15** | 0.00000 | - | 0.00000 | 98,895 | 494,475 | 1.00000 | 5,985,955 | 60.5 |
| **20** | 0.00000 | - | 0.00000 | 98,895 | 494,475 | 1.00000 | 5,491,480 | 55.5 |
| **25** | 0.00000 | - | 0.00000 | 98,895 | 494,475 | 0.99577 | 4,997,005 | 50.5 |
| **30** | 0.00847 | 837 | 0.00170 | 98,895 | 492,382 | 0.98602 | 4,502,530 | 45.5 |
| **35** | 0.01953 | 1,915 | 0.00394 | 98,058 | 485,500 | 0.98418 | 4,010,148 | 40.9 |
| **40** | 0.01203 | 1,157 | 0.00242 | 96,142 | 477,820 | 0.97605 | 3,524,648 | 36.7 |
| **45** | 0.03601 | 3,421 | 0.00733 | 94,986 | 466,375 | 0.95670 | 3,046,828 | 32.1 |
| **50** | 0.05086 | 4,657 | 0.01044 | 91,565 | 446,180 | 0.94202 | 2,580,453 | 28.2 |
| **55** | 0.06548 | 5,691 | 0.01354 | 86,907 | 420,309 | 0.93987 | 2,134,273 | 24.6 |
| **60** | 0.05441 | 4,419 | 0.01119 | 81,216 | 395,035 | 0.93950 | 1,713,964 | 21.1 |
| **65** | 0.06693 | 5,140 | 0.01385 | 76,798 | 371,137 | 0.93600 | 1,318,929 | 17.2 |
| **70** | 0.06085 | 4,360 | 0.01255 | 71,657 | 347,385 | 0.82346 | 947,791 | 13.2 |
| **75** | 0.29973 | 20,171 | 0.07051 | 67,297 | 286,057 | 0.52356 [c] | 600,406 | 8.9 |
| **80+** | 1.00000 | 47,126 | 0.14992 | 47,126 | 314,349 | - | 314,349 | 6.7 |

**Nota:** *Notes:*

[a] **Daripada umur 0 hingga kumpulan umur 1-4**
*From age of 0 to age group 1-4*

[b] **Daripada umur 0, kumpulan umur 1-4 hingga kumpulan umur 5-9**
*From age of 0, age group 1-4 to age group 5-9*

[c] **Daripada umur 75 hingga 80+**
*From age of 75 to 80+*

[e] **Anggaran**
*Estimates*

**Jadual 5.11.31: Jadual hayat ringkas mengikut jantina dan umur, Selangau, Sarawak, 2026[e]**

*Table 5.11.31: Abridged life table by sex and age, Selangau, Sarawak, 2026 [e]*

| Umur *Age* | Kebarangkalian mati di antara umur x dan umur x+n *Probability of dying between age x and age x+n* | Bilangan kematian di antara umur x dan umur x+n *Number of deaths between age x and age x+n* | Kadar tengah mortaliti di antara umur x dan umur x+n *Central mortality rate between age x and age x+n* | Penakat (orang yang masih hidup) pada umur tepat x *Survivors at exact age x* | Bilangan orang hidup-tahun di antara umur x dan umur x+n *Number of person-years lived between age x and age x+n* | Nisbah ketakatan *Survival ratio* | Jumlah bilangan orang hidup-tahun selepas umur tepat x *Total number of person-years lived after exact age x* | Jangkaan hayat *Life expectancy* |
|---|---|---|---|---|---|---|---|---|
| x | $_nq_x$ | $_nd_x$ | $_nm_x$ | $l_x$ | $_nL_x$ | $_nS_x$ | $T_x$ | $e_x$ |
| **Lelaki dan Perempuan** *Both sexes* | | | | | | | | |
| **0** | 0.00434 | 434 | 0.00436 | 100,000 | 99,593 | 0.99572 [a] | 7,372,115 | 73.7 |
| **1** | 0.00000 | - | 0.00000 | 99,566 | 398,265 | 0.99768 [b] | 7,272,522 | 73.0 |
| **5** | 0.00454 | 452 | 0.00091 | 99,566 | 496,701 | 0.99419 | 6,874,257 | 69.0 |
| **10** | 0.00708 | 702 | 0.00142 | 99,114 | 493,816 | 0.99645 | 6,377,556 | 64.3 |
| **15** | 0.00000 | - | 0.00000 | 98,412 | 492,061 | 1.00000 | 5,883,740 | 59.8 |
| **20** | 0.00000 | - | 0.00000 | 98,412 | 492,061 | 0.99378 | 5,391,679 | 54.8 |
| **25** | 0.01243 | 1,223 | 0.00250 | 98,412 | 489,003 | 0.99104 | 4,899,617 | 49.8 |
| **30** | 0.00545 | 530 | 0.00109 | 97,189 | 484,621 | 0.98552 | 4,410,614 | 45.4 |
| **35** | 0.02356 | 2,277 | 0.00477 | 96,659 | 477,604 | 0.97742 | 3,925,993 | 40.6 |
| **40** | 0.02158 | 2,037 | 0.00436 | 94,382 | 466,819 | 0.96326 | 3,448,389 | 36.5 |
| **45** | 0.05223 | 4,823 | 0.01073 | 92,345 | 449,669 | 0.96409 | 2,981,570 | 32.3 |
| **50** | 0.01869 | 1,636 | 0.00377 | 87,522 | 433,521 | 0.96143 | 2,531,901 | 28.9 |
| **55** | 0.05882 | 5,052 | 0.01212 | 85,886 | 416,801 | 0.95057 | 2,098,381 | 24.4 |
| **60** | 0.03946 | 3,189 | 0.00805 | 80,834 | 396,197 | 0.95927 | 1,681,580 | 20.8 |
| **65** | 0.04206 | 3,266 | 0.00859 | 77,645 | 380,059 | 0.88548 | 1,285,383 | 16.6 |
| **70** | 0.19016 | 14,144 | 0.04203 | 74,379 | 336,534 | 0.78894 | 905,324 | 12.2 |
| **75** | 0.23687 | 14,268 | 0.05374 | 60,235 | 265,504 | 0.53321 [c] | 568,791 | 9.4 |
| **80+** | 1.00000 | 45,967 | 0.15156 | 45,967 | 303,287 | - | 303,287 | 6.6 |
| **Lelaki** *Male* | | | | | | | | |
| **0** | 0.00000 | - | 0.00000 | 100,000 | 100,000 | 1.00000 [a] | 7,196,280 | 72.0 |
| **1** | 0.00000 | - | 0.00000 | 100,000 | 400,000 | 0.99553 [b] | 7,096,280 | 71.0 |
| **5** | 0.00894 | 894 | 0.00180 | 100,000 | 497,766 | 0.99195 | 6,696,280 | 67.0 |
| **10** | 0.00715 | 708 | 0.00143 | 99,106 | 493,761 | 0.99641 | 6,198,515 | 62.5 |
| **15** | 0.00000 | - | 0.00000 | 98,398 | 491,990 | 1.00000 | 5,704,754 | 58.0 |
| **20** | 0.00000 | - | 0.00000 | 98,398 | 491,990 | 0.99170 | 5,212,764 | 53.0 |
| **25** | 0.01660 | 1,634 | 0.00335 | 98,398 | 487,906 | 0.98678 | 4,720,774 | 48.0 |
| **30** | 0.00978 | 946 | 0.00196 | 96,764 | 481,457 | 0.97936 | 4,232,869 | 43.7 |
| **35** | 0.03161 | 3,029 | 0.00642 | 95,818 | 471,520 | 0.97434 | 3,751,412 | 39.2 |
| **40** | 0.01952 | 1,811 | 0.00394 | 92,789 | 459,419 | 0.95652 | 3,279,892 | 35.3 |
| **45** | 0.06792 | 6,180 | 0.01406 | 90,978 | 439,442 | 0.95031 | 2,820,473 | 31.0 |
| **50** | 0.03012 | 2,554 | 0.00612 | 84,799 | 417,608 | 0.94984 | 2,381,031 | 28.1 |
| **55** | 0.07082 | 5,825 | 0.01468 | 82,244 | 396,661 | 0.94269 | 1,963,423 | 23.9 |
| **60** | 0.04277 | 3,269 | 0.00874 | 76,420 | 373,927 | 0.96235 | 1,566,762 | 20.5 |
| **65** | 0.03229 | 2,362 | 0.00656 | 73,151 | 359,850 | 0.85624 | 1,192,835 | 16.3 |
| **70** | 0.25894 | 18,330 | 0.05949 | 70,789 | 308,119 | 0.78182 | 832,985 | 11.8 |
| **75** | 0.16317 | 8,560 | 0.03553 | 52,459 | 240,895 | 0.54103 [c] | 524,865 | 10.0 |
| **80+** | 1.00000 | 43,899 | 0.15459 | 43,899 | 283,970 | - | 283,970 | 6.5 |
| **Perempuan** *Female* | | | | | | | | |
| **0** | 0.00948 | 948 | 0.00956 | 100,000 | 99,126 | 0.99067 [a] | 7,591,234 | 75.9 |
| **1** | 0.00000 | - | 0.00000 | 99,052 | 396,209 | 0.99985 [b] | 7,492,107 | 75.6 |
| **5** | 0.00000 | - | 0.00000 | 99,052 | 495,261 | 0.99649 | 7,095,899 | 71.6 |
| **10** | 0.00702 | 695 | 0.00141 | 99,052 | 493,523 | 0.99648 | 6,600,638 | 66.6 |
| **15** | 0.00000 | - | 0.00000 | 98,357 | 491,785 | 1.00000 | 6,107,115 | 62.1 |
| **20** | 0.00000 | - | 0.00000 | 98,357 | 491,785 | 0.99646 | 5,615,330 | 57.1 |
| **25** | 0.00709 | 697 | 0.00142 | 98,357 | 490,042 | 0.99644 | 5,123,545 | 52.1 |
| **30** | 0.00000 | - | 0.00000 | 97,660 | 488,300 | 0.99332 | 4,633,503 | 47.4 |
| **35** | 0.01335 | 1,304 | 0.00269 | 97,660 | 485,040 | 0.98129 | 4,145,203 | 42.4 |
| **40** | 0.02414 | 2,326 | 0.00489 | 96,356 | 475,967 | 0.97081 | 3,660,163 | 38.0 |
| **45** | 0.03436 | 3,231 | 0.00699 | 94,031 | 462,074 | 0.97887 | 3,184,196 | 33.9 |
| **50** | 0.00742 | 674 | 0.00149 | 90,799 | 452,311 | 0.97342 | 2,722,122 | 30.0 |
| **55** | 0.04587 | 4,134 | 0.00939 | 90,125 | 440,290 | 0.95896 | 2,269,811 | 25.2 |
| **60** | 0.03597 | 3,093 | 0.00733 | 85,991 | 422,222 | 0.95646 | 1,829,521 | 21.3 |
| **65** | 0.05139 | 4,260 | 0.01055 | 82,898 | 403,839 | 0.91908 | 1,407,299 | 17.0 |
| **70** | 0.11204 | 8,811 | 0.02374 | 78,638 | 371,162 | 0.80181 | 1,003,460 | 12.8 |
| **75** | 0.29520 | 20,613 | 0.06926 | 69,827 | 297,602 | 0.52933 [c] | 632,298 | 9.1 |
| **80+** | 1.00000 | 49,214 | 0.14704 | 49,214 | 334,696 | - | 334,696 | 6.8 |

**Nota:** *Notes:*

[a] **Daripada umur 0 hingga kumpulan umur 1-4**
*From age of 0 to age group 1-4*

[b] **Daripada umur 0, kumpulan umur 1-4 hingga kumpulan umur 5-9**
*From age of 0, age group 1-4 to age group 5-9*

[c] **Daripada umur 75 hingga 80+**
*From age of 75 to 80+*

[e] **Anggaran**
*Estimates*

**Jadual 5.11.32: Jadual hayat ringkas mengikut jantina dan umur, Tebedu, Sarawak, 2026[e]**

*Table 5.11.32: Abridged life table by sex and age, Tebedu, Sarawak, 2026 [e]*

| Umur *Age* | Kebarangkalian mati di antara umur x dan umur x+n *Probability of dying between age x and age x+n* | Bilangan kematian di antara umur x dan umur x+n *Number of deaths between age x and age x+n* | Kadar tengah mortaliti di antara umur x dan umur x+n *Central mortality rate between age x and age x+n* | Penakat (orang yang masih hidup) pada umur tepat x *Survivors at exact age x* | Bilangan orang hidup-tahun di antara umur x dan umur x+n *Number of person-years lived between age x and age x+n* | Nisbah ketakatan *Survival ratio* | Jumlah bilangan orang hidup-tahun selepas umur tepat x *Total number of person-years lived after exact age x* | Jangkaan hayat *Life expectancy* |
|---|---|---|---|---|---|---|---|---|
| x | $_nq_x$ | $_nd_x$ | $_nm_x$ | $l_x$ | $_nL_x$ | $_nS_x$ | $T_x$ | $e_x$ |
| **Lelaki dan Perempuan** *Both sexes* | | | | | | | | |
| **0** | 0.00380 | 380 | 0.00381 | 100,000 | 99,644 | 0.99625 [a] | 7,449,125 | 74.5 |
| **1** | 0.00000 | - | 0.00000 | 99,620 | 398,482 | 0.99995 [b] | 7,349,481 | 73.8 |
| **5** | 0.00000 | - | 0.00000 | 99,620 | 498,102 | 1.00000 | 6,950,999 | 69.8 |
| **10** | 0.00000 | - | 0.00000 | 99,620 | 498,102 | 1.00000 | 6,452,897 | 64.8 |
| **15** | 0.00000 | - | 0.00000 | 99,620 | 498,102 | 0.99647 | 5,954,794 | 59.8 |
| **20** | 0.00706 | 703 | 0.00142 | 99,620 | 496,345 | 0.99055 | 5,456,692 | 54.8 |
| **25** | 0.01187 | 1,174 | 0.00239 | 98,917 | 491,652 | 0.98932 | 4,960,347 | 50.1 |
| **30** | 0.00948 | 927 | 0.00191 | 97,743 | 486,399 | 0.98570 | 4,468,695 | 45.7 |
| **35** | 0.01916 | 1,855 | 0.00387 | 96,816 | 479,443 | 0.97600 | 3,982,296 | 41.1 |
| **40** | 0.02892 | 2,747 | 0.00587 | 94,961 | 467,939 | 0.97036 | 3,502,852 | 36.9 |
| **45** | 0.03038 | 2,801 | 0.00617 | 92,215 | 454,070 | 0.96642 | 3,034,913 | 32.9 |
| **50** | 0.03688 | 3,297 | 0.00751 | 89,413 | 438,823 | 0.97027 | 2,580,844 | 28.9 |
| **55** | 0.02230 | 1,920 | 0.00451 | 86,116 | 425,779 | 0.96630 | 2,142,020 | 24.9 |
| **60** | 0.04535 | 3,818 | 0.00928 | 84,196 | 411,432 | 0.93458 | 1,716,241 | 20.4 |
| **65** | 0.08643 | 6,947 | 0.01807 | 80,377 | 384,518 | 0.89756 | 1,304,809 | 16.2 |
| **70** | 0.11996 | 8,808 | 0.02552 | 73,430 | 345,129 | 0.79828 | 920,291 | 12.5 |
| **75** | 0.29463 | 19,039 | 0.06911 | 64,622 | 275,510 | 0.52099 [c] | 575,162 | 8.9 |
| **80+** | 1.00000 | 45,582 | 0.15212 | 45,582 | 299,653 | - | 299,653 | 6.6 |
| **Lelaki** *Male* | | | | | | | | |
| **0** | 0.00000 | - | 0.00000 | 100,000 | 100,000 | 1.00000 [a] | 7,358,869 | 73.6 |
| **1** | 0.00000 | - | 0.00000 | 100,000 | 400,000 | 1.00000 [b] | 7,258,869 | 72.6 |
| **5** | 0.00000 | - | 0.00000 | 100,000 | 500,000 | 1.00000 | 6,858,869 | 68.6 |
| **10** | 0.00000 | - | 0.00000 | 100,000 | 500,000 | 1.00000 | 6,358,869 | 63.6 |
| **15** | 0.00000 | - | 0.00000 | 100,000 | 500,000 | 0.99300 | 5,858,869 | 58.6 |
| **20** | 0.01401 | 1,401 | 0.00282 | 100,000 | 496,499 | 0.98420 | 5,358,869 | 53.6 |
| **25** | 0.01762 | 1,737 | 0.00355 | 98,599 | 488,655 | 0.98799 | 4,862,370 | 49.3 |
| **30** | 0.00631 | 611 | 0.00127 | 96,863 | 482,785 | 0.98132 | 4,373,715 | 45.2 |
| **35** | 0.03112 | 2,995 | 0.00632 | 96,251 | 473,769 | 0.97069 | 3,890,931 | 40.4 |
| **40** | 0.02743 | 2,558 | 0.00556 | 93,256 | 459,884 | 0.96987 | 3,417,162 | 36.6 |
| **45** | 0.03289 | 2,983 | 0.00669 | 90,698 | 446,029 | 0.96533 | 2,957,278 | 32.6 |
| **50** | 0.03650 | 3,201 | 0.00743 | 87,714 | 430,567 | 0.97242 | 2,511,249 | 28.6 |
| **55** | 0.01833 | 1,549 | 0.00370 | 84,513 | 418,692 | 0.95816 | 2,080,682 | 24.6 |
| **60** | 0.06579 | 5,458 | 0.01361 | 82,964 | 401,175 | 0.91663 | 1,661,990 | 20.0 |
| **65** | 0.10219 | 7,920 | 0.02154 | 77,506 | 367,729 | 0.88811 | 1,260,815 | 16.3 |
| **70** | 0.12270 | 8,538 | 0.02614 | 69,586 | 326,583 | 0.81643 | 893,086 | 12.8 |
| **75** | 0.25295 | 15,442 | 0.05792 | 61,047 | 266,632 | 0.52934 [c] | 566,504 | 9.3 |
| **80+** | 1.00000 | 45,605 | 0.15208 | 45,605 | 299,871 | - | 299,871 | 6.6 |
| **Perempuan** *Female* | | | | | | | | |
| **0** | 0.00810 | 810 | 0.00816 | 100,000 | 99,250 | 0.99202 [a] | 7,544,101 | 75.4 |
| **1** | 0.00000 | - | 0.00000 | 99,190 | 396,761 | 0.99988 [b] | 7,444,850 | 75.1 |
| **5** | 0.00000 | - | 0.00000 | 99,190 | 495,951 | 1.00000 | 7,048,089 | 71.1 |
| **10** | 0.00000 | - | 0.00000 | 99,190 | 495,951 | 1.00000 | 6,552,138 | 66.1 |
| **15** | 0.00000 | - | 0.00000 | 99,190 | 495,951 | 1.00000 | 6,056,186 | 61.1 |
| **20** | 0.00000 | - | 0.00000 | 99,190 | 495,951 | 0.99700 | 5,560,235 | 56.1 |
| **25** | 0.00600 | 595 | 0.00120 | 99,190 | 494,464 | 0.99067 | 5,064,283 | 51.1 |
| **30** | 0.01267 | 1,250 | 0.00255 | 98,595 | 489,852 | 0.99074 | 4,569,819 | 46.3 |
| **35** | 0.00580 | 564 | 0.00116 | 97,346 | 485,317 | 0.98185 | 4,079,967 | 41.9 |
| **40** | 0.03058 | 2,960 | 0.00621 | 96,781 | 476,507 | 0.97106 | 3,594,650 | 37.1 |
| **45** | 0.02725 | 2,556 | 0.00552 | 93,822 | 462,717 | 0.96781 | 3,118,142 | 33.2 |
| **50** | 0.03727 | 3,401 | 0.00759 | 91,265 | 447,823 | 0.96795 | 2,655,425 | 29.1 |
| **55** | 0.02663 | 2,340 | 0.00540 | 87,864 | 433,470 | 0.97493 | 2,207,602 | 25.1 |
| **60** | 0.02347 | 2,008 | 0.00475 | 85,524 | 422,601 | 0.95368 | 1,774,132 | 20.7 |
| **65** | 0.06971 | 5,822 | 0.01445 | 83,516 | 403,027 | 0.90758 | 1,351,531 | 16.2 |
| **70** | 0.11682 | 9,076 | 0.02481 | 77,694 | 365,780 | 0.77913 | 948,504 | 12.2 |
| **75** | 0.33868 | 23,240 | 0.08155 | 68,618 | 284,990 | 0.51093 [c] | 582,724 | 8.5 |
| **80+** | 1.00000 | 45,378 | 0.15241 | 45,378 | 297,733 | - | 297,733 | 6.6 |

**Nota:** *Notes:*

[a] **Daripada umur 0 hingga kumpulan umur 1-4**
*From age of 0 to age group 1-4*

[b] **Daripada umur 0, kumpulan umur 1-4 hingga kumpulan umur 5-9**
*From age of 0, age group 1-4 to age group 5-9*

[c] **Daripada umur 75 hingga 80+**
*From age of 75 to 80+*

[e] **Anggaran**
*Estimates*

**Jadual 5.11.33: Jadual hayat ringkas mengikut jantina dan umur, Pusa, Sarawak, 2026[e]**

*Table 5.11.33: Abridged life table by sex and age, Pusa, Sarawak, 2026 [e]*

| **Umur** *Age* | **Kebarangkalian mati di antara umur x dan umur x+n** *Probability of dying between age x and age x+n* | **Bilangan kematian di antara umur x dan umur x+n** *Number of deaths between age x and age x+n* | **Kadar tengah mortaliti di antara umur x dan umur x+n** *Central mortality rate between age x and age x+n* | **Penakat (orang yang masih hidup) pada umur tepat x** *Survivors at exact age x* | **Bilangan orang hidup-tahun di antara umur x dan umur x+n** *Number of person-years lived between age x and age x+n* | **Nisbah ketakatan** *Survival ratio* | **Jumlah bilangan orang hidup-tahun selepas umur tepat x** *Total number of person-years lived after exact age x* | **Jangkaan hayat** *Life expectancy* |
|---|---|---|---|---|---|---|---|---|
| **x** | $_nq_x$ | $_nd_x$ | $_nm_x$ | $l_x$ | $_nL_x$ | $_nS_x$ | $T_x$ | $e_x$ |
| **Lelaki dan Perempuan** *Both sexes* | | | | | | | | |
| **0** | 0.00583 | 583 | 0.00586 | 100,000 | 99,456 | 0.99134 [a] | 7,067,012 | 70.7 |
| **1** | 0.00588 | 585 | 0.00148 | 99,417 | 396,214 | 0.99552 [b] | 6,967,555 | 70.1 |
| **5** | 0.00287 | 283 | 0.00057 | 98,832 | 493,452 | 0.99683 | 6,571,341 | 66.5 |
| **10** | 0.00347 | 342 | 0.00070 | 98,549 | 491,888 | 0.99739 | 6,077,889 | 61.7 |
| **15** | 0.00175 | 172 | 0.00035 | 98,207 | 490,603 | 0.99624 | 5,586,001 | 56.9 |
| **20** | 0.00578 | 567 | 0.00116 | 98,035 | 488,756 | 0.99333 | 5,095,398 | 52.0 |
| **25** | 0.00756 | 737 | 0.00152 | 97,468 | 485,496 | 0.99420 | 4,606,642 | 47.3 |
| **30** | 0.00403 | 390 | 0.00081 | 96,731 | 482,679 | 0.98523 | 4,121,146 | 42.6 |
| **35** | 0.02556 | 2,462 | 0.00518 | 96,341 | 475,550 | 0.98070 | 3,638,466 | 37.8 |
| **40** | 0.01288 | 1,209 | 0.00259 | 93,879 | 466,371 | 0.98341 | 3,162,916 | 33.7 |
| **45** | 0.02035 | 1,885 | 0.00411 | 92,670 | 458,635 | 0.96287 | 2,696,545 | 29.1 |
| **50** | 0.05427 | 4,927 | 0.01116 | 90,784 | 441,604 | 0.92763 | 2,237,910 | 24.7 |
| **55** | 0.09150 | 7,856 | 0.01918 | 85,858 | 409,647 | 0.90379 | 1,796,306 | 20.9 |
| **60** | 0.10138 | 7,908 | 0.02136 | 78,001 | 370,237 | 0.89220 | 1,386,659 | 17.8 |
| **65** | 0.11494 | 8,057 | 0.02439 | 70,093 | 330,325 | 0.84229 | 1,016,422 | 14.5 |
| **70** | 0.20602 | 12,781 | 0.04594 | 62,037 | 278,231 | 0.74879 | 686,097 | 11.1 |
| **75** | 0.30812 | 15,177 | 0.07285 | 49,256 | 208,337 | 0.48920 [c] | 407,866 | 8.3 |
| **80+** | 1.00000 | 34,079 | 0.17080 | 34,079 | 199,530 | - | 199,530 | 5.9 |
| **Lelaki** *Male* | | | | | | | | |
| **0** | 0.00533 | 533 | 0.00536 | 100,000 | 99,498 | 0.98932 [a] | 6,887,798 | 68.9 |
| **1** | 0.01151 | 1,145 | 0.00290 | 99,467 | 395,161 | 0.99383 [b] | 6,788,301 | 68.2 |
| **5** | 0.00000 | - | 0.00000 | 98,322 | 491,609 | 0.99654 | 6,393,140 | 65.0 |
| **10** | 0.00692 | 680 | 0.00139 | 98,322 | 489,908 | 0.99653 | 5,901,531 | 60.0 |
| **15** | 0.00000 | - | 0.00000 | 97,641 | 488,206 | 0.99721 | 5,411,624 | 55.4 |
| **20** | 0.00559 | 546 | 0.00112 | 97,641 | 486,842 | 0.99018 | 4,923,417 | 50.4 |
| **25** | 0.01406 | 1,366 | 0.00283 | 97,096 | 482,064 | 0.98885 | 4,436,575 | 45.7 |
| **30** | 0.00820 | 785 | 0.00165 | 95,730 | 476,686 | 0.98086 | 3,954,511 | 41.3 |
| **35** | 0.03017 | 2,864 | 0.00613 | 94,945 | 467,563 | 0.98042 | 3,477,825 | 36.6 |
| **40** | 0.00866 | 797 | 0.00174 | 92,080 | 458,409 | 0.97985 | 3,010,263 | 32.7 |
| **45** | 0.03175 | 2,898 | 0.00645 | 91,283 | 449,172 | 0.96253 | 2,551,853 | 28.0 |
| **50** | 0.04338 | 3,835 | 0.00887 | 88,385 | 432,341 | 0.93919 | 2,102,682 | 23.8 |
| **55** | 0.07902 | 6,681 | 0.01645 | 84,551 | 406,052 | 0.90721 | 1,670,341 | 19.8 |
| **60** | 0.10774 | 8,390 | 0.02277 | 77,870 | 368,376 | 0.88019 | 1,264,289 | 16.2 |
| **65** | 0.13333 | 9,264 | 0.02857 | 69,480 | 324,242 | 0.78195 | 895,913 | 12.9 |
| **70** | 0.31579 | 19,016 | 0.07500 | 60,216 | 253,543 | 0.67401 | 571,671 | 9.5 |
| **75** | 0.34091 | 14,046 | 0.08219 | 41,201 | 170,889 | 0.46283 [c] | 318,129 | 7.7 |
| **80+** | 1.00000 | 27,155 | 0.18443 | 27,155 | 147,239 | - | 147,239 | 5.4 |
| **Perempuan** *Female* | | | | | | | | |
| **0** | 0.00643 | 643 | 0.00647 | 100,000 | 99,401 | 0.99366 [a] | 7,273,617 | 72.7 |
| **1** | 0.00000 | - | 0.00000 | 99,357 | 397,428 | 0.99668 [b] | 7,174,216 | 72.2 |
| **5** | 0.00646 | 642 | 0.00130 | 99,357 | 495,179 | 0.99676 | 6,776,788 | 68.2 |
| **10** | 0.00000 | - | 0.00000 | 98,715 | 493,573 | 0.99797 | 6,281,609 | 63.6 |
| **15** | 0.00406 | 401 | 0.00081 | 98,715 | 492,570 | 0.99498 | 5,788,036 | 58.6 |
| **20** | 0.00598 | 588 | 0.00120 | 98,314 | 490,097 | 0.99700 | 5,295,466 | 53.9 |
| **25** | 0.00000 | - | 0.00000 | 97,725 | 488,626 | 1.00000 | 4,805,369 | 49.2 |
| **30** | 0.00000 | - | 0.00000 | 97,725 | 488,626 | 0.98938 | 4,316,743 | 44.2 |
| **35** | 0.02123 | 2,075 | 0.00429 | 97,725 | 483,439 | 0.98084 | 3,828,117 | 39.2 |
| **40** | 0.01704 | 1,629 | 0.00344 | 95,650 | 474,178 | 0.98655 | 3,344,678 | 35.0 |
| **45** | 0.00979 | 921 | 0.00197 | 94,021 | 467,802 | 0.96356 | 2,870,500 | 30.5 |
| **50** | 0.06335 | 5,898 | 0.01308 | 93,100 | 450,756 | 0.91708 | 2,402,698 | 25.8 |
| **55** | 0.10381 | 9,052 | 0.02190 | 87,202 | 413,381 | 0.90001 | 1,951,942 | 22.4 |
| **60** | 0.09574 | 7,482 | 0.02011 | 78,150 | 372,046 | 0.90487 | 1,538,561 | 19.7 |
| **65** | 0.09447 | 6,676 | 0.01983 | 70,668 | 336,652 | 0.91062 | 1,166,515 | 16.5 |
| **70** | 0.08375 | 5,360 | 0.01748 | 63,993 | 306,564 | 0.82421 | 829,862 | 13.0 |
| **75** | 0.27624 | 16,197 | 0.06410 | 58,633 | 252,673 | 0.51715 [c] | 523,298 | 8.9 |
| **80+** | 1.00000 | 42,436 | 0.15681 | 42,436 | 270,626 | - | 270,626 | 6.4 |

**Nota:** *Notes:*

[a] **Daripada umur 0 hingga kumpulan umur 1-4**
*From age of 0 to age group 1-4*

[b] **Daripada umur 0, kumpulan umur 1-4 hingga kumpulan umur 5-9**
*From age of 0, age group 1-4 to age group 5-9*

[c] **Daripada umur 75 hingga 80+**
*From age of 75 to 80+*

[e] **Anggaran**
*Estimates*

**Jadual 5.11.34: Jadual hayat ringkas mengikut jantina dan umur, Kabong, Sarawak, 2026[e]**

*Table 5.11.34: Abridged life table by sex and age, Kabong, Sarawak, 2026 [e]*

| Umur *Age* | Kebarangkalian mati di antara umur x dan umur x+n *Probability of dying between age x and age x+n* | Bilangan kematian di antara umur x dan umur x+n *Number of deaths between age x and age x+n* | Kadar tengah mortaliti di antara umur x dan umur x+n *Central mortality rate between age x and age x+n* | Penakat (orang yang masih hidup) pada umur tepat x *Survivors at exact age x* | Bilangan orang hidup-tahun di antara umur x dan umur x+n *Number of person-years lived between age x and age x+n* | Nisbah ketakatan *Survival ratio* | Jumlah bilangan orang hidup-tahun selepas umur tepat x *Total number of person-years lived after exact age x* | Jangkaan hayat *Life expectancy* |
|---|---|---|---|---|---|---|---|---|
| x | $_nq_x$ | $_nd_x$ | $_nm_x$ | $l_x$ | $_nL_x$ | $_nS_x$ | $T_x$ | $e_x$ |
| **Lelaki dan Perempuan** *Both sexes* | | | | | | | | |
| **0** | 0.00000 | - | 0.00000 | 100,000 | 100,000 | 1.00000 [a] | 7,007,847 | 70.1 |
| **1** | 0.00000 | - | 0.00000 | 100,000 | 400,000 | 1.00000 [b] | 6,907,847 | 69.1 |
| **5** | 0.00000 | - | 0.00000 | 100,000 | 500,000 | 1.00000 | 6,507,847 | 65.1 |
| **10** | 0.00000 | - | 0.00000 | 100,000 | 500,000 | 1.00000 | 6,007,847 | 60.1 |
| **15** | 0.00000 | - | 0.00000 | 100,000 | 500,000 | 0.99670 | 5,507,847 | 55.1 |
| **20** | 0.00659 | 659 | 0.00132 | 100,000 | 498,352 | 0.99448 | 5,007,847 | 50.1 |
| **25** | 0.00444 | 441 | 0.00089 | 99,341 | 495,602 | 0.98112 | 4,509,495 | 45.4 |
| **30** | 0.03339 | 3,302 | 0.00679 | 98,900 | 486,244 | 0.96878 | 4,013,893 | 40.6 |
| **35** | 0.02899 | 2,771 | 0.00588 | 95,598 | 471,061 | 0.96537 | 3,527,649 | 36.9 |
| **40** | 0.04045 | 3,755 | 0.00826 | 92,827 | 454,747 | 0.93870 | 3,056,588 | 32.9 |
| **45** | 0.08303 | 7,395 | 0.01732 | 89,072 | 426,872 | 0.93658 | 2,601,841 | 29.2 |
| **50** | 0.04203 | 3,433 | 0.00859 | 81,677 | 399,801 | 0.94739 | 2,174,969 | 26.6 |
| **55** | 0.06365 | 4,980 | 0.01315 | 78,244 | 378,768 | 0.92315 | 1,775,169 | 22.7 |
| **60** | 0.09095 | 6,663 | 0.01906 | 73,263 | 349,660 | 0.90072 | 1,396,401 | 19.1 |
| **65** | 0.10844 | 7,222 | 0.02293 | 66,601 | 314,947 | 0.87135 | 1,046,741 | 15.7 |
| **70** | 0.15132 | 8,985 | 0.03274 | 59,378 | 274,428 | 0.80904 | 731,794 | 12.3 |
| **75** | 0.23766 | 11,976 | 0.05394 | 50,393 | 222,024 | 0.51456 [c] | 457,366 | 9.1 |
| **80+** | 1.00000 | 38,417 | 0.16324 | 38,417 | 235,342 | - | 235,342 | 6.1 |
| **Lelaki** *Male* | | | | | | | | |
| **0** | 0.00000 | - | 0.00000 | 100,000 | 100,000 | 1.00000 [a] | 6,761,533 | 67.6 |
| **1** | 0.00000 | - | 0.00000 | 100,000 | 400,000 | 1.00000 [b] | 6,661,533 | 66.6 |
| **5** | 0.00000 | - | 0.00000 | 100,000 | 500,000 | 1.00000 | 6,261,533 | 62.6 |
| **10** | 0.00000 | - | 0.00000 | 100,000 | 500,000 | 1.00000 | 5,761,533 | 57.6 |
| **15** | 0.00000 | - | 0.00000 | 100,000 | 500,000 | 0.99687 | 5,261,533 | 52.6 |
| **20** | 0.00627 | 627 | 0.00126 | 100,000 | 498,433 | 0.99246 | 4,761,533 | 47.6 |
| **25** | 0.00883 | 877 | 0.00177 | 99,373 | 494,673 | 0.97164 | 4,263,101 | 42.9 |
| **30** | 0.04808 | 4,735 | 0.00985 | 98,496 | 480,641 | 0.95500 | 3,768,428 | 38.3 |
| **35** | 0.04177 | 3,916 | 0.00853 | 93,761 | 459,012 | 0.95628 | 3,287,787 | 35.1 |
| **40** | 0.04575 | 4,110 | 0.00936 | 89,844 | 438,946 | 0.92681 | 2,828,775 | 31.5 |
| **45** | 0.10195 | 8,740 | 0.02148 | 85,734 | 406,820 | 0.92087 | 2,389,830 | 27.9 |
| **50** | 0.05372 | 4,136 | 0.01104 | 76,994 | 374,629 | 0.94062 | 1,983,010 | 25.8 |
| **55** | 0.06536 | 4,762 | 0.01351 | 72,858 | 352,383 | 0.92414 | 1,608,381 | 22.1 |
| **60** | 0.08709 | 5,931 | 0.01821 | 68,096 | 325,651 | 0.89843 | 1,255,998 | 18.4 |
| **65** | 0.11742 | 7,299 | 0.02495 | 62,165 | 292,576 | 0.87462 | 930,347 | 15.0 |
| **70** | 0.13441 | 7,374 | 0.02882 | 54,866 | 255,892 | 0.77656 | 637,770 | 11.6 |
| **75** | 0.32630 | 15,496 | 0.07798 | 47,491 | 198,716 | 0.47964 [c] | 381,878 | 8.0 |
| **80+** | 1.00000 | 31,995 | 0.17468 | 31,995 | 183,162 | - | 183,162 | 5.7 |
| **Perempuan** *Female* | | | | | | | | |
| **0** | 0.00000 | - | 0.00000 | 100,000 | 100,000 | 1.00000 [a] | 7,273,643 | 72.7 |
| **1** | 0.00000 | - | 0.00000 | 100,000 | 400,000 | 1.00000 [b] | 7,173,643 | 71.7 |
| **5** | 0.00000 | - | 0.00000 | 100,000 | 500,000 | 1.00000 | 6,773,643 | 67.7 |
| **10** | 0.00000 | - | 0.00000 | 100,000 | 500,000 | 1.00000 | 6,273,643 | 62.7 |
| **15** | 0.00000 | - | 0.00000 | 100,000 | 500,000 | 0.99653 | 5,773,643 | 57.7 |
| **20** | 0.00695 | 695 | 0.00139 | 100,000 | 498,263 | 0.99651 | 5,273,643 | 52.7 |
| **25** | 0.00000 | - | 0.00000 | 99,305 | 496,525 | 0.99129 | 4,775,380 | 48.1 |
| **30** | 0.01742 | 1,730 | 0.00351 | 99,305 | 492,200 | 0.98307 | 4,278,854 | 43.1 |
| **35** | 0.01642 | 1,602 | 0.00331 | 97,575 | 483,870 | 0.97420 | 3,786,654 | 38.8 |
| **40** | 0.03534 | 3,391 | 0.00719 | 95,973 | 471,386 | 0.95045 | 3,302,785 | 34.4 |
| **45** | 0.06428 | 5,951 | 0.01328 | 92,582 | 448,030 | 0.95208 | 2,831,399 | 30.6 |
| **50** | 0.03044 | 2,637 | 0.00618 | 86,630 | 426,559 | 0.95401 | 2,383,369 | 27.5 |
| **55** | 0.06203 | 5,210 | 0.01280 | 83,993 | 406,942 | 0.92212 | 1,956,809 | 23.3 |
| **60** | 0.09479 | 7,468 | 0.01990 | 78,784 | 375,249 | 0.90269 | 1,549,867 | 19.7 |
| **65** | 0.10009 | 7,138 | 0.02107 | 71,316 | 338,734 | 0.86856 | 1,174,619 | 16.5 |
| **70** | 0.16627 | 10,671 | 0.03627 | 64,178 | 294,212 | 0.83791 | 835,884 | 13.0 |
| **75** | 0.15707 | 8,404 | 0.03409 | 53,507 | 246,524 | 0.54488 [c] | 541,672 | 10.1 |
| **80+** | 1.00000 | 45,103 | 0.15281 | 45,103 | 295,148 | - | 295,148 | 6.5 |

**Nota:** *Notes:*

[a] **Daripada umur 0 hingga kumpulan umur 1-4**
*From age of 0 to age group 1-4*

[b] **Daripada umur 0, kumpulan umur 1-4 hingga kumpulan umur 5-9**
*From age of 0, age group 1-4 to age group 5-9*

[c] **Daripada umur 75 hingga 80+**
*From age of 75 to 80+*

[e] **Anggaran**
*Estimates*

**Jadual 5.11.35: Jadual hayat ringkas mengikut jantina dan umur, Tanjung Manis, Sarawak, 2026[e]**

*Table 5.11.35: Abridged life table by sex and age, Tanjung Manis, Sarawak, 2026 [e]*

| **Umur** *Age* | **Kebarangkalian mati di antara umur x dan umur x+n** *Probability of dying between age x and age x+n* | **Bilangan kematian di antara umur x dan umur x+n** *Number of deaths between age x and age x+n* | **Kadar tengah mortaliti di antara umur x dan umur x+n** *Central mortality rate between age x and age x+n* | **Penakat (orang yang masih hidup) pada umur tepat x** *Survivors at exact age x* | **Bilangan orang hidup-tahun di antara umur x dan umur x+n** *Number of person-years lived between age x and age x+n* | **Nisbah ketakatan** *Survival ratio* | **Jumlah bilangan orang hidup-tahun selepas umur tepat x** *Total number of person-years lived after exact age x* | **Jangkaan hayat** *Life expectancy* |
|---|---|---|---|---|---|---|---|---|
| **x** | $_nq_x$ | $_nd_x$ | $_nm_x$ | $l_x$ | $_nL_x$ | $_nS_x$ | $T_x$ | $e_x$ |
| **Lelaki dan Perempuan** *Both sexes* | | | | | | | | |
| **0** | 0.00922 | 922 | 0.00930 | 100,000 | 99,150 | 0.99093 [a] | 7,235,500 | 72.4 |
| **1** | 0.00000 | - | 0.00000 | 99,078 | 396,313 | 0.99986 [b] | 7,136,350 | 72.0 |
| **5** | 0.00000 | - | 0.00000 | 99,078 | 495,392 | 1.00000 | 6,740,036 | 68.0 |
| **10** | 0.00000 | - | 0.00000 | 99,078 | 495,392 | 1.00000 | 6,244,645 | 63.0 |
| **15** | 0.00000 | - | 0.00000 | 99,078 | 495,392 | 1.00000 | 5,749,253 | 58.0 |
| **20** | 0.00000 | - | 0.00000 | 99,078 | 495,392 | 0.98719 | 5,253,861 | 53.0 |
| **25** | 0.02562 | 2,538 | 0.00519 | 99,078 | 489,046 | 0.98323 | 4,758,470 | 48.0 |
| **30** | 0.00770 | 743 | 0.00155 | 96,540 | 480,842 | 0.98762 | 4,269,424 | 44.2 |
| **35** | 0.01709 | 1,638 | 0.00345 | 95,797 | 474,890 | 0.98151 | 3,788,581 | 39.5 |
| **40** | 0.01992 | 1,876 | 0.00402 | 94,159 | 466,107 | 0.97220 | 3,313,691 | 35.2 |
| **45** | 0.03584 | 3,308 | 0.00730 | 92,284 | 453,149 | 0.95230 | 2,847,584 | 30.9 |
| **50** | 0.06000 | 5,339 | 0.01237 | 88,976 | 431,533 | 0.94175 | 2,394,435 | 26.9 |
| **55** | 0.05639 | 4,716 | 0.01161 | 83,637 | 406,396 | 0.92922 | 1,962,901 | 23.5 |
| **60** | 0.08602 | 6,789 | 0.01798 | 78,921 | 377,633 | 0.92845 | 1,556,505 | 19.7 |
| **65** | 0.05571 | 4,019 | 0.01146 | 72,132 | 350,614 | 0.88995 | 1,178,873 | 16.3 |
| **70** | 0.16760 | 11,416 | 0.03659 | 68,114 | 312,029 | 0.79272 | 828,258 | 12.2 |
| **75** | 0.25496 | 14,456 | 0.05844 | 56,698 | 247,351 | 0.52085 [c] | 516,229 | 9.1 |
| **80+** | 1.00000 | 42,242 | 0.15711 | 42,242 | 268,879 | - | 268,879 | 6.4 |
| **Lelaki** *Male* | | | | | | | | |
| **0** | 0.00000 | - | 0.00000 | 100,000 | 100,000 | 1.00000 [a] | 7,031,694 | 70.3 |
| **1** | 0.00000 | - | 0.00000 | 100,000 | 400,000 | 1.00000 [b] | 6,931,694 | 69.3 |
| **5** | 0.00000 | - | 0.00000 | 100,000 | 500,000 | 1.00000 | 6,531,694 | 65.3 |
| **10** | 0.00000 | - | 0.00000 | 100,000 | 500,000 | 1.00000 | 6,031,694 | 60.3 |
| **15** | 0.00000 | - | 0.00000 | 100,000 | 500,000 | 1.00000 | 5,531,694 | 55.3 |
| **20** | 0.00000 | - | 0.00000 | 100,000 | 500,000 | 0.97703 | 5,031,694 | 50.3 |
| **25** | 0.04594 | 4,594 | 0.00940 | 100,000 | 488,515 | 0.96977 | 4,531,694 | 45.3 |
| **30** | 0.01376 | 1,312 | 0.00277 | 95,406 | 473,748 | 0.98484 | 4,043,179 | 42.4 |
| **35** | 0.01658 | 1,560 | 0.00334 | 94,093 | 466,566 | 0.97354 | 3,569,431 | 37.9 |
| **40** | 0.03650 | 3,377 | 0.00743 | 92,533 | 454,223 | 0.96194 | 3,102,864 | 33.5 |
| **45** | 0.03968 | 3,538 | 0.00810 | 89,156 | 436,935 | 0.96047 | 2,648,642 | 29.7 |
| **50** | 0.03937 | 3,371 | 0.00803 | 85,618 | 419,663 | 0.96279 | 2,211,707 | 25.8 |
| **55** | 0.03497 | 2,876 | 0.00712 | 82,247 | 404,047 | 0.93137 | 1,792,044 | 21.8 |
| **60** | 0.10352 | 8,217 | 0.02183 | 79,371 | 376,316 | 0.90333 | 1,387,997 | 17.5 |
| **65** | 0.08902 | 6,334 | 0.01863 | 71,155 | 339,939 | 0.83991 | 1,011,681 | 14.2 |
| **70** | 0.23810 | 15,433 | 0.05405 | 64,821 | 285,520 | 0.71224 | 671,742 | 10.4 |
| **75** | 0.35294 | 17,431 | 0.08571 | 49,387 | 203,359 | 0.47347 [c] | 386,222 | 7.8 |
| **80+** | 1.00000 | 31,956 | 0.17476 | 31,956 | 182,863 | - | 182,863 | 5.7 |
| **Perempuan** *Female* | | | | | | | | |
| **0** | 0.01802 | 1,802 | 0.01831 | 100,000 | 98,386 | 0.98236 [a] | 7,501,875 | 75.0 |
| **1** | 0.00000 | - | 0.00000 | 98,198 | 392,793 | 0.99962 [b] | 7,403,489 | 75.4 |
| **5** | 0.00000 | - | 0.00000 | 98,198 | 490,991 | 1.00000 | 7,010,696 | 71.4 |
| **10** | 0.00000 | - | 0.00000 | 98,198 | 490,991 | 1.00000 | 6,519,705 | 66.4 |
| **15** | 0.00000 | - | 0.00000 | 98,198 | 490,991 | 1.00000 | 6,028,714 | 61.4 |
| **20** | 0.00000 | - | 0.00000 | 98,198 | 490,991 | 1.00000 | 5,537,723 | 56.4 |
| **25** | 0.00000 | - | 0.00000 | 98,198 | 490,991 | 1.00000 | 5,046,732 | 51.4 |
| **30** | 0.00000 | - | 0.00000 | 98,198 | 490,991 | 0.99118 | 4,555,741 | 46.4 |
| **35** | 0.01764 | 1,732 | 0.00356 | 98,198 | 486,661 | 0.99110 | 4,064,750 | 41.4 |
| **40** | 0.00000 | - | 0.00000 | 96,466 | 482,332 | 0.98498 | 3,578,089 | 37.1 |
| **45** | 0.03003 | 2,897 | 0.00610 | 96,466 | 475,089 | 0.94473 | 3,095,758 | 32.1 |
| **50** | 0.08130 | 7,607 | 0.01695 | 93,569 | 448,829 | 0.91870 | 2,620,668 | 28.0 |
| **55** | 0.08130 | 6,989 | 0.01695 | 85,962 | 412,339 | 0.92549 | 2,171,839 | 25.3 |
| **60** | 0.06711 | 5,300 | 0.01389 | 78,973 | 381,616 | 0.95261 | 1,759,501 | 22.3 |
| **65** | 0.02625 | 1,934 | 0.00532 | 73,673 | 363,531 | 0.93477 | 1,377,884 | 18.7 |
| **70** | 0.10526 | 7,552 | 0.02222 | 71,739 | 339,818 | 0.86703 | 1,014,353 | 14.1 |
| **75** | 0.16393 | 10,523 | 0.03571 | 64,188 | 294,633 | 0.56321 [c] | 674,534 | 10.5 |
| **80+** | 1.00000 | 53,665 | 0.14126 | 53,665 | 379,901 | - | 379,901 | 7.1 |

**Nota:** *Notes:*

[a] **Daripada umur 0 hingga kumpulan umur 1-4**
*From age of 0 to age group 1-4*

[b] **Daripada umur 0, kumpulan umur 1-4 hingga kumpulan umur 5-9**
*From age of 0, age group 1-4 to age group 5-9*

[c] **Daripada umur 75 hingga 80+**
*From age of 75 to 80+*

[e] **Anggaran**
*Estimates*

**Jadual 5.11.36: Jadual hayat ringkas mengikut jantina dan umur, Sebauh, Sarawak, 2026[e]**

*Table 5.11.36: Abridged life table by sex and age, Sebauh, Sarawak, 2026 [e]*

| **Umur** *Age* | **Kebarangkalian mati di antara umur x dan umur x+n** *Probability of dying between age x and age x+n* | **Bilangan kematian di antara umur x dan umur x+n** *Number of deaths between age x and age x+n* | **Kadar tengah mortaliti di antara umur x dan umur x+n** *Central mortality rate between age x and age x+n* | **Penakat (orang yang masih hidup) pada umur tepat x** *Survivors at exact age x* | **Bilangan orang hidup-tahun di antara umur x dan umur x+n** *Number of person-years lived between age x and age x+n* | **Nisbah ketakatan** *Survival ratio* | **Jumlah bilangan orang hidup-tahun selepas umur tepat x** *Total number of person-years lived after exact age x* | **Jangkaan hayat** *Life expectancy* |
|---|---|---|---|---|---|---|---|---|
| **x** | $_nq_x$ | $_nd_x$ | $_nm_x$ | $l_x$ | $_nL_x$ | $_nS_x$ | $T_x$ | $e_x$ |
| **Lelaki dan Perempuan** *Both sexes* | | | | | | | | |
| **0** | 0.00924 | 924 | 0.00932 | 100,000 | 99,147 | 0.99090 [a] | 7,184,553 | 71.8 |
| **1** | 0.00000 | - | 0.00000 | 99,076 | 396,302 | 0.99785 [b] | 7,085,405 | 71.5 |
| **5** | 0.00401 | 398 | 0.00080 | 99,076 | 494,383 | 0.99799 | 6,689,103 | 67.5 |
| **10** | 0.00000 | - | 0.00000 | 98,678 | 493,389 | 0.99864 | 6,194,720 | 62.8 |
| **15** | 0.00272 | 269 | 0.00054 | 98,678 | 492,718 | 0.99430 | 5,701,331 | 57.8 |
| **20** | 0.00869 | 855 | 0.00175 | 98,409 | 489,909 | 0.99290 | 5,208,614 | 52.9 |
| **25** | 0.00549 | 535 | 0.00110 | 97,554 | 486,433 | 0.99565 | 4,718,705 | 48.4 |
| **30** | 0.00320 | 311 | 0.00064 | 97,019 | 484,317 | 0.99130 | 4,232,272 | 43.6 |
| **35** | 0.01422 | 1,375 | 0.00286 | 96,708 | 480,103 | 0.98722 | 3,747,955 | 38.8 |
| **40** | 0.01132 | 1,079 | 0.00228 | 95,333 | 473,967 | 0.98435 | 3,267,852 | 34.3 |
| **45** | 0.02003 | 1,888 | 0.00405 | 94,254 | 466,550 | 0.97610 | 2,793,885 | 29.6 |
| **50** | 0.02786 | 2,573 | 0.00565 | 92,366 | 455,398 | 0.95125 | 2,327,336 | 25.2 |
| **55** | 0.07024 | 6,307 | 0.01456 | 89,793 | 433,198 | 0.93570 | 1,871,938 | 20.8 |
| **60** | 0.05791 | 4,835 | 0.01193 | 83,486 | 405,344 | 0.93425 | 1,438,740 | 17.2 |
| **65** | 0.07407 | 5,826 | 0.01538 | 78,651 | 378,692 | 0.83518 | 1,033,396 | 13.1 |
| **70** | 0.26283 | 19,141 | 0.06052 | 72,825 | 316,276 | 0.62997 | 654,704 | 9.0 |
| **75** | 0.51546 | 27,673 | 0.13889 | 53,685 | 199,243 | 0.41127 [c] | 338,428 | 6.3 |
| **80+** | 1.00000 | 26,012 | 0.18689 | 26,012 | 139,185 | - | 139,185 | 5.4 |
| **Lelaki** *Male* | | | | | | | | |
| **0** | 0.01282 | 1,282 | 0.01297 | 100,000 | 98,820 | 0.98738 [a] | 7,091,182 | 70.9 |
| **1** | 0.00000 | - | 0.00000 | 98,718 | 394,872 | 0.99979 [b] | 6,992,363 | 70.8 |
| **5** | 0.00000 | - | 0.00000 | 98,718 | 493,590 | 1.00000 | 6,597,491 | 66.8 |
| **10** | 0.00000 | - | 0.00000 | 98,718 | 493,590 | 0.99743 | 6,103,901 | 61.8 |
| **15** | 0.00514 | 507 | 0.00103 | 98,718 | 492,322 | 0.98984 | 5,610,311 | 56.8 |
| **20** | 0.01521 | 1,494 | 0.00307 | 98,211 | 487,320 | 0.98902 | 5,117,989 | 52.1 |
| **25** | 0.00669 | 647 | 0.00134 | 96,717 | 481,968 | 0.99484 | 4,630,669 | 47.9 |
| **30** | 0.00361 | 347 | 0.00072 | 96,070 | 479,483 | 0.98868 | 4,148,701 | 43.2 |
| **35** | 0.01906 | 1,825 | 0.00385 | 95,723 | 474,054 | 0.98397 | 3,669,218 | 38.3 |
| **40** | 0.01293 | 1,214 | 0.00260 | 93,898 | 466,457 | 0.98362 | 3,195,164 | 34.0 |
| **45** | 0.01988 | 1,843 | 0.00402 | 92,684 | 458,815 | 0.97314 | 2,728,707 | 29.4 |
| **50** | 0.03398 | 3,086 | 0.00691 | 90,842 | 446,493 | 0.94696 | 2,269,892 | 25.0 |
| **55** | 0.07278 | 6,387 | 0.01511 | 87,755 | 422,810 | 0.92357 | 1,823,399 | 20.8 |
| **60** | 0.08037 | 6,539 | 0.01675 | 81,369 | 390,494 | 0.93439 | 1,400,589 | 17.2 |
| **65** | 0.04955 | 3,708 | 0.01016 | 74,829 | 364,876 | 0.85249 | 1,010,095 | 13.5 |
| **70** | 0.25057 | 17,821 | 0.05729 | 71,121 | 311,053 | 0.63465 | 645,219 | 9.1 |
| **75** | 0.51852 | 27,637 | 0.14000 | 53,300 | 197,409 | 0.40925 [c] | 334,166 | 6.3 |
| **80+** | 1.00000 | 25,663 | 0.18765 | 25,663 | 136,757 | - | 136,757 | 5.3 |
| **Perempuan** *Female* | | | | | | | | |
| **0** | 0.00593 | 593 | 0.00597 | 100,000 | 99,447 | 0.99415 [a] | 7,298,365 | 73.0 |
| **1** | 0.00000 | - | 0.00000 | 99,407 | 397,626 | 0.99565 [b] | 7,198,919 | 72.4 |
| **5** | 0.00854 | 849 | 0.00172 | 99,407 | 494,910 | 0.99571 | 6,801,292 | 68.4 |
| **10** | 0.00000 | - | 0.00000 | 98,558 | 492,788 | 1.00000 | 6,306,382 | 64.0 |
| **15** | 0.00000 | - | 0.00000 | 98,558 | 492,788 | 1.00000 | 5,813,594 | 59.0 |
| **20** | 0.00000 | - | 0.00000 | 98,558 | 492,788 | 0.99822 | 5,320,806 | 54.0 |
| **25** | 0.00357 | 351 | 0.00071 | 98,558 | 491,910 | 0.99691 | 4,828,018 | 49.0 |
| **30** | 0.00262 | 257 | 0.00052 | 98,206 | 490,389 | 0.99538 | 4,336,108 | 44.2 |
| **35** | 0.00663 | 650 | 0.00133 | 97,949 | 488,123 | 0.99216 | 3,845,719 | 39.3 |
| **40** | 0.00907 | 882 | 0.00182 | 97,300 | 484,294 | 0.98538 | 3,357,596 | 34.5 |
| **45** | 0.02023 | 1,950 | 0.00409 | 96,418 | 477,212 | 0.97965 | 2,873,302 | 29.8 |
| **50** | 0.02048 | 1,934 | 0.00414 | 94,467 | 467,500 | 0.95620 | 2,396,090 | 25.4 |
| **55** | 0.06762 | 6,257 | 0.01400 | 92,533 | 447,022 | 0.94933 | 1,928,589 | 20.8 |
| **60** | 0.03249 | 2,803 | 0.00661 | 86,276 | 424,372 | 0.93075 | 1,481,568 | 17.2 |
| **65** | 0.10724 | 8,952 | 0.02266 | 83,473 | 394,986 | 0.81232 | 1,057,196 | 12.7 |
| **70** | 0.27778 | 20,700 | 0.06452 | 74,521 | 320,856 | 0.62416 | 662,211 | 8.9 |
| **75** | 0.51163 | 27,536 | 0.13750 | 53,821 | 200,264 | 0.41333 [c] | 341,355 | 6.3 |
| **80+** | 1.00000 | 26,285 | 0.18630 | 26,285 | 141,091 | - | 141,091 | 5.4 |

**Nota:** *Notes:*

[a] **Daripada umur 0 hingga kumpulan umur 1-4**
*From age of 0 to age group 1-4*

[b] **Daripada umur 0, kumpulan umur 1-4 hingga kumpulan umur 5-9**
*From age of 0, age group 1-4 to age group 5-9*

[c] **Daripada umur 75 hingga 80+**
*From age of 75 to 80+*

[e] **Anggaran**
*Estimates*

**Jadual 5.11.37: Jadual hayat ringkas mengikut jantina dan umur, Bukit Mabong, Sarawak, 2026[e]**

*Table 5.11.37: Abridged life table by sex and age, Bukit Mabong, Sarawak, 2026 [e]*

| **Umur** *Age* | **Kebarangkalian mati di antara umur x dan umur x+n** *Probability of dying between age x and age x+n* | **Bilangan kematian di antara umur x dan umur x+n** *Number of deaths between age x and age x+n* | **Kadar tengah mortaliti di antara umur x dan umur x+n** *Central mortality rate between age x and age x+n* | **Penakat (orang yang masih hidup) pada umur tepat x** *Survivors at exact age x* | **Bilangan orang hidup-tahun di antara umur x dan umur x+n** *Number of person-years lived between age x and age x+n* | **Nisbah ketakatan** *Survival ratio* | **Jumlah bilangan orang hidup-tahun selepas umur tepat x** *Total number of person-years lived after exact age x* | **Jangkaan hayat** *Life expectancy* |
|---|---|---|---|---|---|---|---|---|
| **x** | $_nq_x$ | $_nd_x$ | $_nm_x$ | $l_x$ | $_nL_x$ | $_nS_x$ | $T_x$ | $e_x$ |
| **Lelaki dan Perempuan** *Both sexes* | | | | | | | | |
| **0** | 0.00000 | - | 0.00000 | 100,000 | 100,000 | 1.00000 [a] | 7,358,673 | 73.6 |
| **1** | 0.00000 | - | 0.00000 | 100,000 | 400,000 | 1.00000 [b] | 7,258,673 | 72.6 |
| **5** | 0.00000 | - | 0.00000 | 100,000 | 500,000 | 1.00000 | 6,858,673 | 68.6 |
| **10** | 0.00000 | - | 0.00000 | 100,000 | 500,000 | 0.99325 | 6,358,673 | 63.6 |
| **15** | 0.01351 | 1,351 | 0.00272 | 100,000 | 496,623 | 0.99320 | 5,858,673 | 58.6 |
| **20** | 0.00000 | - | 0.00000 | 98,649 | 493,246 | 1.00000 | 5,362,050 | 54.4 |
| **25** | 0.00000 | - | 0.00000 | 98,649 | 493,246 | 0.99711 | 4,868,804 | 49.4 |
| **30** | 0.00577 | 569 | 0.00116 | 98,649 | 491,823 | 0.98082 | 4,375,558 | 44.4 |
| **35** | 0.03266 | 3,203 | 0.00664 | 98,080 | 482,392 | 0.96581 | 3,883,735 | 39.6 |
| **40** | 0.03578 | 3,395 | 0.00729 | 94,877 | 465,898 | 0.95719 | 3,401,342 | 35.9 |
| **45** | 0.05011 | 4,584 | 0.01028 | 91,482 | 445,952 | 0.96568 | 2,935,444 | 32.1 |
| **50** | 0.01770 | 1,538 | 0.00357 | 86,898 | 430,647 | 0.96680 | 2,489,492 | 28.6 |
| **55** | 0.04899 | 4,181 | 0.01004 | 85,360 | 416,348 | 0.94570 | 2,058,845 | 24.1 |
| **60** | 0.05988 | 4,861 | 0.01235 | 81,179 | 393,742 | 0.92254 | 1,642,497 | 20.2 |
| **65** | 0.09615 | 7,338 | 0.02020 | 76,318 | 363,244 | 0.89475 | 1,248,754 | 16.4 |
| **70** | 0.11532 | 7,955 | 0.02448 | 68,980 | 325,011 | 0.81636 | 885,510 | 12.8 |
| **75** | 0.26087 | 15,920 | 0.06000 | 61,025 | 265,326 | 0.52663 [c] | 560,499 | 9.2 |
| **80+** | 1.00000 | 45,105 | 0.15281 | 45,105 | 295,173 | - | 295,173 | 6.5 |
| **Lelaki** *Male* | | | | | | | | |
| **0** | 0.00000 | - | 0.00000 | 100,000 | 100,000 | 1.00000 [a] | 7,436,985 | 74.4 |
| **1** | 0.00000 | - | 0.00000 | 100,000 | 400,000 | 1.00000 [b] | 7,336,985 | 73.4 |
| **5** | 0.00000 | - | 0.00000 | 100,000 | 500,000 | 1.00000 | 6,936,985 | 69.4 |
| **10** | 0.00000 | - | 0.00000 | 100,000 | 500,000 | 0.98901 | 6,436,985 | 64.4 |
| **15** | 0.02198 | 2,198 | 0.00444 | 100,000 | 494,505 | 0.98889 | 5,936,985 | 59.4 |
| **20** | 0.00000 | - | 0.00000 | 97,802 | 489,011 | 1.00000 | 5,442,479 | 55.6 |
| **25** | 0.00000 | - | 0.00000 | 97,802 | 489,011 | 0.99528 | 4,953,468 | 50.6 |
| **30** | 0.00944 | 924 | 0.00190 | 97,802 | 486,702 | 0.97991 | 4,464,457 | 45.6 |
| **35** | 0.03083 | 2,987 | 0.00626 | 96,879 | 476,926 | 0.97129 | 3,977,755 | 41.1 |
| **40** | 0.02653 | 2,490 | 0.00538 | 93,892 | 463,232 | 0.97615 | 3,500,829 | 37.3 |
| **45** | 0.02110 | 1,928 | 0.00426 | 91,401 | 452,185 | 0.98181 | 3,037,597 | 33.2 |
| **50** | 0.01522 | 1,362 | 0.00307 | 89,473 | 443,960 | 0.96167 | 2,585,412 | 28.9 |
| **55** | 0.06180 | 5,446 | 0.01276 | 88,111 | 426,941 | 0.94445 | 2,141,452 | 24.3 |
| **60** | 0.04888 | 4,040 | 0.01002 | 82,665 | 403,226 | 0.93583 | 1,714,511 | 20.7 |
| **65** | 0.08026 | 6,310 | 0.01672 | 78,625 | 377,350 | 0.91966 | 1,311,286 | 16.7 |
| **70** | 0.08043 | 5,816 | 0.01676 | 72,315 | 347,034 | 0.81167 | 933,936 | 12.9 |
| **75** | 0.30568 | 20,327 | 0.07216 | 66,499 | 281,675 | 0.52006 [c] | 586,902 | 8.8 |
| **80+** | 1.00000 | 46,172 | 0.15127 | 46,172 | 305,227 | - | 305,227 | 6.6 |
| **Perempuan** *Female* | | | | | | | | |
| **0** | 0.00000 | - | 0.00000 | 100,000 | 100,000 | 1.00000 [a] | 7,150,082 | 71.5 |
| **1** | 0.00000 | - | 0.00000 | 100,000 | 400,000 | 1.00000 [b] | 7,050,082 | 70.5 |
| **5** | 0.00000 | - | 0.00000 | 100,000 | 500,000 | 1.00000 | 6,650,082 | 66.5 |
| **10** | 0.00000 | - | 0.00000 | 100,000 | 500,000 | 1.00000 | 6,150,082 | 61.5 |
| **15** | 0.00000 | - | 0.00000 | 100,000 | 500,000 | 1.00000 | 5,650,082 | 56.5 |
| **20** | 0.00000 | - | 0.00000 | 100,000 | 500,000 | 1.00000 | 5,150,082 | 51.5 |
| **25** | 0.00000 | - | 0.00000 | 100,000 | 500,000 | 1.00000 | 4,650,082 | 46.5 |
| **30** | 0.00000 | - | 0.00000 | 100,000 | 500,000 | 0.98208 | 4,150,082 | 41.5 |
| **35** | 0.03584 | 3,584 | 0.00730 | 100,000 | 491,039 | 0.95478 | 3,650,082 | 36.5 |
| **40** | 0.05495 | 5,298 | 0.01130 | 96,416 | 468,835 | 0.91764 | 3,159,043 | 32.8 |
| **45** | 0.11136 | 10,147 | 0.02358 | 91,118 | 430,224 | 0.93109 | 2,690,208 | 29.5 |
| **50** | 0.02114 | 1,712 | 0.00427 | 80,971 | 400,577 | 0.97336 | 2,259,984 | 27.9 |
| **55** | 0.03226 | 2,557 | 0.00656 | 79,260 | 389,906 | 0.94560 | 1,859,406 | 23.5 |
| **60** | 0.07728 | 5,928 | 0.01608 | 76,703 | 368,695 | 0.90226 | 1,469,501 | 19.2 |
| **65** | 0.11990 | 8,486 | 0.02551 | 70,775 | 332,660 | 0.85621 | 1,100,806 | 15.6 |
| **70** | 0.17094 | 10,648 | 0.03738 | 62,289 | 284,826 | 0.80843 | 768,145 | 12.3 |
| **75** | 0.21645 | 11,178 | 0.04854 | 51,641 | 230,262 | 0.52358 [c] | 483,320 | 9.4 |
| **80+** | 1.00000 | 40,464 | 0.15990 | 40,464 | 253,058 | - | 253,058 | 6.3 |

**Nota:** *Notes:*

[a] **Daripada umur 0 hingga kumpulan umur 1-4**
*From age of 0 to age group 1-4*

[b] **Daripada umur 0, kumpulan umur 1-4 hingga kumpulan umur 5-9**
*From age of 0, age group 1-4 to age group 5-9*

[c] **Daripada umur 75 hingga 80+**
*From age of 75 to 80+*

[e] **Anggaran**
*Estimates*

**Jadual 5.11.38: Jadual hayat ringkas mengikut jantina dan umur, Subis, Sarawak, 2026[e]**

*Table 5.11.38: Abridged life table by sex and age, Subis, Sarawak, 2026 [e]*

| **Umur** *Age* | **Kebarangkalian mati di antara umur x dan umur x+n** *Probability of dying between age x and age x+n* | **Bilangan kematian di antara umur x dan umur x+n** *Number of deaths between age x and age x+n* | **Kadar tengah mortaliti di antara umur x dan umur x+n** *Central mortality rate between age x and age x+n* | **Penakat (orang yang masih hidup) pada umur tepat x** *Survivors at exact age x* | **Bilangan orang hidup-tahun di antara umur x dan umur x+n** *Number of person-years lived between age x and age x+n* | **Nisbah ketakatan** *Survival ratio* | **Jumlah bilangan orang hidup-tahun selepas umur tepat x** *Total number of person-years lived after exact age x* | **Jangkaan hayat** *Life expectancy* |
|---|---|---|---|---|---|---|---|---|
| **x** | $_nq_x$ | $_nd_x$ | $_nm_x$ | $l_x$ | $_nL_x$ | $_nS_x$ | $T_x$ | $e_x$ |
| **Lelaki dan Perempuan** *Both sexes* | | | | | | | | |
| **0** | 0.00350 | 350 | 0.00351 | 100,000 | 99,671 | 0.99655 [a] | 7,287,604 | 72.9 |
| **1** | 0.00000 | - | 0.00000 | 99,650 | 398,601 | 0.99996 [b] | 7,187,932 | 72.1 |
| **5** | 0.00000 | - | 0.00000 | 99,650 | 498,252 | 1.00000 | 6,789,331 | 68.1 |
| **10** | 0.00000 | - | 0.00000 | 99,650 | 498,252 | 0.99819 | 6,291,079 | 63.1 |
| **15** | 0.00363 | 361 | 0.00073 | 99,650 | 497,349 | 0.99581 | 5,792,827 | 58.1 |
| **20** | 0.00475 | 472 | 0.00095 | 99,289 | 495,266 | 0.99560 | 5,295,479 | 53.3 |
| **25** | 0.00404 | 399 | 0.00081 | 98,817 | 493,088 | 0.99359 | 4,800,213 | 48.6 |
| **30** | 0.00878 | 865 | 0.00176 | 98,418 | 489,929 | 0.98923 | 4,307,124 | 43.8 |
| **35** | 0.01278 | 1,246 | 0.00257 | 97,554 | 484,652 | 0.98433 | 3,817,195 | 39.1 |
| **40** | 0.01859 | 1,791 | 0.00375 | 96,307 | 477,059 | 0.97617 | 3,332,544 | 34.6 |
| **45** | 0.02916 | 2,756 | 0.00592 | 94,517 | 465,692 | 0.95532 | 2,855,484 | 30.2 |
| **50** | 0.06066 | 5,567 | 0.01251 | 91,760 | 444,885 | 0.93859 | 2,389,792 | 26.0 |
| **55** | 0.06221 | 5,362 | 0.01284 | 86,194 | 417,563 | 0.93179 | 1,944,907 | 22.6 |
| **60** | 0.07461 | 6,031 | 0.01550 | 80,831 | 389,080 | 0.89657 | 1,527,344 | 18.9 |
| **65** | 0.13458 | 10,067 | 0.02886 | 74,801 | 348,837 | 0.86944 | 1,138,264 | 15.2 |
| **70** | 0.12593 | 8,152 | 0.02688 | 64,734 | 303,292 | 0.79294 | 789,427 | 12.2 |
| **75** | 0.29988 | 16,968 | 0.07056 | 56,582 | 240,492 | 0.50530 [c] | 486,135 | 8.6 |
| **80+** | 1.00000 | 39,614 | 0.16127 | 39,614 | 245,644 | - | 245,644 | 6.2 |
| **Lelaki** *Male* | | | | | | | | |
| **0** | 0.00342 | 342 | 0.00343 | 100,000 | 99,676 | 0.99662 [a] | 6,992,237 | 69.9 |
| **1** | 0.00000 | - | 0.00000 | 99,658 | 398,632 | 0.99996 [b] | 6,892,561 | 69.2 |
| **5** | 0.00000 | - | 0.00000 | 99,658 | 498,291 | 1.00000 | 6,493,928 | 65.2 |
| **10** | 0.00000 | - | 0.00000 | 99,658 | 498,291 | 0.99653 | 5,995,638 | 60.2 |
| **15** | 0.00695 | 692 | 0.00139 | 99,658 | 496,560 | 0.99318 | 5,497,347 | 55.2 |
| **20** | 0.00669 | 662 | 0.00134 | 98,966 | 493,173 | 0.99493 | 5,000,787 | 50.5 |
| **25** | 0.00344 | 339 | 0.00069 | 98,303 | 490,671 | 0.99134 | 4,507,614 | 45.9 |
| **30** | 0.01389 | 1,360 | 0.00280 | 97,965 | 486,423 | 0.98517 | 4,016,943 | 41.0 |
| **35** | 0.01579 | 1,525 | 0.00318 | 96,604 | 479,209 | 0.97847 | 3,530,520 | 36.5 |
| **40** | 0.02737 | 2,602 | 0.00555 | 95,079 | 468,891 | 0.96714 | 3,051,310 | 32.1 |
| **45** | 0.03851 | 3,561 | 0.00785 | 92,477 | 453,483 | 0.94052 | 2,582,420 | 27.9 |
| **50** | 0.08130 | 7,229 | 0.01695 | 88,916 | 426,509 | 0.92031 | 2,128,937 | 23.9 |
| **55** | 0.07794 | 6,367 | 0.01622 | 81,687 | 392,519 | 0.90600 | 1,702,428 | 20.8 |
| **60** | 0.11142 | 8,392 | 0.02360 | 75,320 | 355,621 | 0.86462 | 1,309,909 | 17.4 |
| **65** | 0.16234 | 10,865 | 0.03534 | 66,928 | 307,478 | 0.84297 | 954,288 | 14.3 |
| **70** | 0.15068 | 8,448 | 0.03259 | 56,063 | 259,196 | 0.77296 | 646,810 | 11.5 |
| **75** | 0.31694 | 15,091 | 0.07532 | 47,615 | 200,348 | 0.48312 [c] | 387,614 | 8.1 |
| **80+** | 1.00000 | 32,524 | 0.17368 | 32,524 | 187,266 | - | 187,266 | 5.8 |
| **Perempuan** *Female* | | | | | | | | |
| **0** | 0.00358 | 358 | 0.00359 | 100,000 | 99,664 | 0.99647 [a] | 7,686,107 | 76.9 |
| **1** | 0.00000 | - | 0.00000 | 99,642 | 398,569 | 0.99996 [b] | 7,586,443 | 76.1 |
| **5** | 0.00000 | - | 0.00000 | 99,642 | 498,211 | 1.00000 | 7,187,874 | 72.1 |
| **10** | 0.00000 | - | 0.00000 | 99,642 | 498,211 | 1.00000 | 6,689,663 | 67.1 |
| **15** | 0.00000 | - | 0.00000 | 99,642 | 498,211 | 0.99890 | 6,191,452 | 62.1 |
| **20** | 0.00220 | 219 | 0.00044 | 99,642 | 497,663 | 0.99646 | 5,693,241 | 57.1 |
| **25** | 0.00489 | 486 | 0.00098 | 99,423 | 495,901 | 0.99653 | 5,195,578 | 52.3 |
| **30** | 0.00204 | 202 | 0.00041 | 98,937 | 494,182 | 0.99466 | 4,699,676 | 47.5 |
| **35** | 0.00865 | 854 | 0.00174 | 98,736 | 491,543 | 0.99224 | 4,205,494 | 42.6 |
| **40** | 0.00686 | 671 | 0.00138 | 97,881 | 487,729 | 0.98795 | 3,713,951 | 37.9 |
| **45** | 0.01728 | 1,680 | 0.00349 | 97,210 | 481,850 | 0.97371 | 3,226,223 | 33.2 |
| **50** | 0.03546 | 3,388 | 0.00722 | 95,530 | 469,181 | 0.95960 | 2,744,373 | 28.7 |
| **55** | 0.04551 | 4,193 | 0.00931 | 92,142 | 450,229 | 0.95963 | 2,275,191 | 24.7 |
| **60** | 0.03498 | 3,077 | 0.00712 | 87,949 | 432,053 | 0.93016 | 1,824,962 | 20.8 |
| **65** | 0.10597 | 8,994 | 0.02238 | 84,872 | 401,877 | 0.89837 | 1,392,909 | 16.4 |
| **70** | 0.09677 | 7,343 | 0.02034 | 75,879 | 361,035 | 0.81588 | 991,032 | 13.1 |
| **75** | 0.28083 | 19,247 | 0.06534 | 68,536 | 294,560 | 0.53244 [c] | 629,996 | 9.2 |
| **80+** | 1.00000 | 49,289 | 0.14694 | 49,289 | 335,436 | - | 335,436 | 6.8 |

**Nota:** *Notes:*

[a] **Daripada umur 0 hingga kumpulan umur 1-4**
*From age of 0 to age group 1-4*

[b] **Daripada umur 0, kumpulan umur 1-4 hingga kumpulan umur 5-9**
*From age of 0, age group 1-4 to age group 5-9*

[c] **Daripada umur 75 hingga 80+**
*From age of 75 to 80+*

[e] **Anggaran**
*Estimates*

**Jadual 5.11.39: Jadual hayat ringkas mengikut jantina dan umur, Beluru, Sarawak, 2026[e]**

*Table 5.11.39: Abridged life table by sex and age, Beluru, Sarawak, 2026 [e]*

| **Umur** *Age* | **Kebarangkalian mati di antara umur x dan umur x+n** *Probability of dying between age x and age x+n* | **Bilangan kematian di antara umur x dan umur x+n** *Number of deaths between age x and age x+n* | **Kadar tengah mortaliti di antara umur x dan umur x+n** *Central mortality rate between age x and age x+n* | **Penakat (orang yang masih hidup) pada umur tepat x** *Survivors at exact age x* | **Bilangan orang hidup-tahun di antara umur x dan umur x+n** *Number of person-years lived between age x and age x+n* | **Nisbah ketakatan** *Survival ratio* | **Jumlah bilangan orang hidup-tahun selepas umur tepat x** *Total number of person-years lived after exact age x* | **Jangkaan hayat** *Life expectancy* |
|---|---|---|---|---|---|---|---|---|
| **x** | $_nq_x$ | $_nd_x$ | $_nm_x$ | $l_x$ | $_nL_x$ | $_nS_x$ | $T_x$ | $e_x$ |
| **Lelaki dan Perempuan** *Both sexes* | | | | | | | | |
| **0** | 0.00712 | 712 | 0.00716 | 100,000 | 99,339 | 0.99298 [a] | 7,453,521 | 74.5 |
| **1** | 0.00000 | - | 0.00000 | 99,288 | 397,153 | 0.99990 [b] | 7,354,182 | 74.1 |
| **5** | 0.00000 | - | 0.00000 | 99,288 | 496,441 | 1.00000 | 6,957,029 | 70.1 |
| **10** | 0.00000 | - | 0.00000 | 99,288 | 496,441 | 0.99907 | 6,460,587 | 65.1 |
| **15** | 0.00185 | 184 | 0.00037 | 99,288 | 495,982 | 0.99647 | 5,964,146 | 60.1 |
| **20** | 0.00521 | 517 | 0.00105 | 99,105 | 494,231 | 0.99739 | 5,468,164 | 55.2 |
| **25** | 0.00000 | - | 0.00000 | 98,588 | 492,940 | 0.99649 | 4,973,933 | 50.5 |
| **30** | 0.00702 | 692 | 0.00141 | 98,588 | 491,211 | 0.99098 | 4,480,993 | 45.5 |
| **35** | 0.01104 | 1,081 | 0.00222 | 97,896 | 486,779 | 0.98713 | 3,989,782 | 40.8 |
| **40** | 0.01471 | 1,424 | 0.00296 | 96,815 | 480,514 | 0.97776 | 3,503,004 | 36.2 |
| **45** | 0.02989 | 2,851 | 0.00607 | 95,391 | 469,826 | 0.97168 | 3,022,490 | 31.7 |
| **50** | 0.02671 | 2,472 | 0.00542 | 92,540 | 456,518 | 0.96013 | 2,552,664 | 27.6 |
| **55** | 0.05338 | 4,808 | 0.01097 | 90,068 | 438,318 | 0.93801 | 2,096,145 | 23.3 |
| **60** | 0.07108 | 6,060 | 0.01474 | 85,260 | 411,149 | 0.92282 | 1,657,827 | 19.4 |
| **65** | 0.08375 | 6,633 | 0.01748 | 79,200 | 379,416 | 0.87718 | 1,246,678 | 15.7 |
| **70** | 0.16545 | 12,006 | 0.03608 | 72,567 | 332,817 | 0.77778 | 867,262 | 12.0 |
| **75** | 0.29024 | 17,577 | 0.06790 | 60,560 | 258,859 | 0.51565 [c] | 534,445 | 8.8 |
| **80+** | 1.00000 | 42,983 | 0.15597 | 42,983 | 275,586 | - | 275,586 | 6.4 |
| **Lelaki** *Male* | | | | | | | | |
| **0** | 0.01156 | 1,156 | 0.01169 | 100,000 | 98,931 | 0.98861 [a] | 7,314,312 | 73.1 |
| **1** | 0.00000 | - | 0.00000 | 98,844 | 395,376 | 0.99982 [b] | 7,215,380 | 73.0 |
| **5** | 0.00000 | - | 0.00000 | 98,844 | 494,220 | 1.00000 | 6,820,005 | 69.0 |
| **10** | 0.00000 | - | 0.00000 | 98,844 | 494,220 | 0.99815 | 6,325,785 | 64.0 |
| **15** | 0.00369 | 365 | 0.00074 | 98,844 | 493,307 | 0.99499 | 5,831,565 | 59.0 |
| **20** | 0.00633 | 623 | 0.00127 | 98,479 | 490,838 | 0.99683 | 5,338,258 | 54.2 |
| **25** | 0.00000 | - | 0.00000 | 97,856 | 489,281 | 0.99543 | 4,847,420 | 49.5 |
| **30** | 0.00914 | 895 | 0.00184 | 97,856 | 487,044 | 0.98958 | 4,358,139 | 44.5 |
| **35** | 0.01171 | 1,136 | 0.00236 | 96,961 | 481,968 | 0.98281 | 3,871,095 | 39.9 |
| **40** | 0.02274 | 2,179 | 0.00460 | 95,826 | 473,681 | 0.97155 | 3,389,127 | 35.4 |
| **45** | 0.03429 | 3,211 | 0.00698 | 93,647 | 460,207 | 0.96648 | 2,915,447 | 31.1 |
| **50** | 0.03273 | 2,960 | 0.00666 | 90,436 | 444,779 | 0.96219 | 2,455,240 | 27.1 |
| **55** | 0.04307 | 3,767 | 0.00880 | 87,476 | 427,961 | 0.92414 | 2,010,460 | 23.0 |
| **60** | 0.11013 | 9,219 | 0.02331 | 83,708 | 395,495 | 0.89781 | 1,582,500 | 18.9 |
| **65** | 0.09326 | 6,947 | 0.01957 | 74,489 | 355,079 | 0.88266 | 1,187,005 | 15.9 |
| **70** | 0.14388 | 9,718 | 0.03101 | 67,542 | 313,416 | 0.79782 | 831,925 | 12.3 |
| **75** | 0.27027 | 15,628 | 0.06250 | 57,824 | 250,050 | 0.51775 [c] | 518,510 | 9.0 |
| **80+** | 1.00000 | 42,196 | 0.15718 | 42,196 | 268,460 | - | 268,460 | 6.4 |
| **Perempuan** *Female* | | | | | | | | |
| **0** | 0.00000 | - | 0.00000 | 100,000 | 100,000 | 1.00000 [a] | 7,623,936 | 76.2 |
| **1** | 0.00000 | - | 0.00000 | 100,000 | 400,000 | 1.00000 [b] | 7,523,936 | 75.2 |
| **5** | 0.00000 | - | 0.00000 | 100,000 | 500,000 | 1.00000 | 7,123,936 | 71.2 |
| **10** | 0.00000 | - | 0.00000 | 100,000 | 500,000 | 1.00000 | 6,623,936 | 66.2 |
| **15** | 0.00000 | - | 0.00000 | 100,000 | 500,000 | 0.99807 | 6,123,936 | 61.2 |
| **20** | 0.00386 | 386 | 0.00077 | 100,000 | 499,036 | 0.99807 | 5,623,936 | 56.2 |
| **25** | 0.00000 | - | 0.00000 | 99,614 | 498,072 | 0.99793 | 5,124,900 | 51.4 |
| **30** | 0.00413 | 411 | 0.00083 | 99,614 | 497,043 | 0.99285 | 4,626,828 | 46.4 |
| **35** | 0.01017 | 1,009 | 0.00204 | 99,203 | 493,491 | 0.99224 | 4,129,785 | 41.6 |
| **40** | 0.00532 | 523 | 0.00107 | 98,194 | 489,662 | 0.98483 | 3,636,294 | 37.0 |
| **45** | 0.02506 | 2,448 | 0.00508 | 97,671 | 482,236 | 0.97767 | 3,146,632 | 32.2 |
| **50** | 0.01953 | 1,860 | 0.00394 | 95,223 | 471,467 | 0.95826 | 2,664,396 | 28.0 |
| **55** | 0.06440 | 6,012 | 0.01331 | 93,363 | 451,786 | 0.95099 | 2,192,929 | 23.5 |
| **60** | 0.03257 | 2,845 | 0.00662 | 87,351 | 429,642 | 0.94773 | 1,741,143 | 19.9 |
| **65** | 0.07264 | 6,138 | 0.01508 | 84,506 | 407,183 | 0.86992 | 1,311,501 | 15.5 |
| **70** | 0.19202 | 15,048 | 0.04248 | 78,367 | 354,216 | 0.75558 | 904,319 | 11.5 |
| **75** | 0.30928 | 19,583 | 0.07317 | 63,319 | 267,637 | 0.51348 [c] | 550,103 | 8.7 |
| **80+** | 1.00000 | 43,736 | 0.15484 | 43,736 | 282,467 | - | 282,467 | 6.5 |

**Nota:** *Notes:*

[a] **Daripada umur 0 hingga kumpulan umur 1-4**
*From age of 0 to age group 1-4*

[b] **Daripada umur 0, kumpulan umur 1-4 hingga kumpulan umur 5-9**
*From age of 0, age group 1-4 to age group 5-9*

[c] **Daripada umur 75 hingga 80+**
*From age of 75 to 80+*

[e] **Anggaran**
*Estimates*

**Jadual 5.11.40: Jadual hayat ringkas mengikut jantina dan umur, Telang Usan, Sarawak, 2026[e]**

*Table 5.11.40: Abridged life table by sex and age, Telang Usan, Sarawak, 2026 [e]*

| **Umur** *Age* | **Kebarangkalian mati di antara umur x dan umur x+n** *Probability of dying between age x and age x+n* | **Bilangan kematian di antara umur x dan umur x+n** *Number of deaths between age x and age x+n* | **Kadar tengah mortaliti di antara umur x dan umur x+n** *Central mortality rate between age x and age x+n* | **Penakat (orang yang masih hidup) pada umur tepat x** *Survivors at exact age x* | **Bilangan orang hidup-tahun di antara umur x dan umur x+n** *Number of person-years lived between age x and age x+n* | **Nisbah ketakatan** *Survival ratio* | **Jumlah bilangan orang hidup-tahun selepas umur tepat x** *Total number of person-years lived after exact age x* | **Jangkaan hayat** *Life expectancy* |
|---|---|---|---|---|---|---|---|---|
| **x** | $_nq_x$ | $_nd_x$ | $_nm_x$ | $l_x$ | $_nL_x$ | $_nS_x$ | $T_x$ | $e_x$ |
| **Lelaki dan Perempuan** *Both sexes* | | | | | | | | |
| **0** | 0.01156 | 1,156 | 0.01168 | 100,000 | 98,942 | 0.98495 [a] | 7,169,526 | 71.7 |
| **1** | 0.00748 | 739 | 0.00188 | 98,844 | 393,532 | 0.99177 [b] | 7,070,584 | 71.5 |
| **5** | 0.00858 | 842 | 0.00172 | 98,105 | 488,419 | 0.99569 | 6,677,052 | 68.1 |
| **10** | 0.00000 | - | 0.00000 | 97,263 | 486,314 | 1.00000 | 6,188,633 | 63.6 |
| **15** | 0.00000 | - | 0.00000 | 97,263 | 486,314 | 0.99880 | 5,702,319 | 58.6 |
| **20** | 0.00240 | 234 | 0.00048 | 97,263 | 485,730 | 0.99634 | 5,216,005 | 53.6 |
| **25** | 0.00491 | 477 | 0.00099 | 97,029 | 483,954 | 0.99341 | 4,730,275 | 48.8 |
| **30** | 0.00826 | 798 | 0.00166 | 96,552 | 480,768 | 0.98008 | 4,246,320 | 44.0 |
| **35** | 0.03167 | 3,033 | 0.00644 | 95,755 | 471,191 | 0.97271 | 3,765,553 | 39.3 |
| **40** | 0.02276 | 2,111 | 0.00461 | 92,722 | 458,333 | 0.97294 | 3,294,362 | 35.5 |
| **45** | 0.03145 | 2,849 | 0.00639 | 90,611 | 445,932 | 0.96176 | 2,836,029 | 31.3 |
| **50** | 0.04525 | 3,971 | 0.00926 | 87,762 | 428,881 | 0.94153 | 2,390,097 | 27.2 |
| **55** | 0.07232 | 6,060 | 0.01501 | 83,791 | 403,804 | 0.93420 | 1,961,215 | 23.4 |
| **60** | 0.05877 | 4,568 | 0.01211 | 77,731 | 377,234 | 0.93193 | 1,557,412 | 20.0 |
| **65** | 0.07796 | 5,704 | 0.01622 | 73,163 | 351,555 | 0.90798 | 1,180,177 | 16.1 |
| **70** | 0.10727 | 7,236 | 0.02267 | 67,459 | 319,205 | 0.79179 | 828,622 | 12.3 |
| **75** | 0.32129 | 19,349 | 0.07656 | 60,223 | 252,742 | 0.50386 [c] | 509,417 | 8.5 |
| **80+** | 1.00000 | 40,874 | 0.15924 | 40,874 | 256,675 | - | 256,675 | 6.3 |
| **Lelaki** *Male* | | | | | | | | |
| **0** | 0.02410 | 2,410 | 0.02462 | 100,000 | 97,860 | 0.97644 [a] | 6,848,737 | 68.5 |
| **1** | 0.00000 | - | 0.00000 | 97,590 | 390,361 | 0.99945 [b] | 6,750,878 | 69.2 |
| **5** | 0.00000 | - | 0.00000 | 97,590 | 487,952 | 1.00000 | 6,360,516 | 65.2 |
| **10** | 0.00000 | - | 0.00000 | 97,590 | 487,952 | 1.00000 | 5,872,564 | 60.2 |
| **15** | 0.00000 | - | 0.00000 | 97,590 | 487,952 | 1.00000 | 5,384,612 | 55.2 |
| **20** | 0.00000 | - | 0.00000 | 97,590 | 487,952 | 0.99532 | 4,896,661 | 50.2 |
| **25** | 0.00935 | 913 | 0.00188 | 97,590 | 485,670 | 0.98811 | 4,408,709 | 45.2 |
| **30** | 0.01445 | 1,397 | 0.00291 | 96,677 | 479,895 | 0.97716 | 3,923,039 | 40.6 |
| **35** | 0.03135 | 2,987 | 0.00637 | 95,280 | 468,935 | 0.96687 | 3,443,145 | 36.1 |
| **40** | 0.03497 | 3,227 | 0.00712 | 92,294 | 453,400 | 0.95934 | 2,974,210 | 32.2 |
| **45** | 0.04656 | 4,147 | 0.00953 | 89,066 | 434,965 | 0.94328 | 2,520,810 | 28.3 |
| **50** | 0.06737 | 5,721 | 0.01394 | 84,920 | 410,295 | 0.92497 | 2,085,845 | 24.6 |
| **55** | 0.08323 | 6,592 | 0.01737 | 79,198 | 379,512 | 0.92144 | 1,675,550 | 21.2 |
| **60** | 0.07345 | 5,333 | 0.01525 | 72,606 | 349,699 | 0.91378 | 1,296,038 | 17.9 |
| **65** | 0.10000 | 6,727 | 0.02105 | 67,273 | 319,548 | 0.87114 | 946,340 | 14.1 |
| **70** | 0.16092 | 9,743 | 0.03500 | 60,546 | 278,372 | 0.70597 | 626,792 | 10.4 |
| **75** | 0.45267 | 22,997 | 0.11702 | 50,803 | 196,521 | 0.43596 [c] | 348,420 | 6.9 |
| **80+** | 1.00000 | 27,806 | 0.18305 | 27,806 | 151,898 | - | 151,898 | 5.5 |
| **Perempuan** *Female* | | | | | | | | |
| **0** | 0.00000 | - | 0.00000 | 100,000 | 100,000 | 0.99266 [a] | 7,610,729 | 76.1 |
| **1** | 0.01481 | 1,481 | 0.00374 | 100,000 | 396,332 | 0.98339 [b] | 7,510,729 | 75.1 |
| **5** | 0.01828 | 1,801 | 0.00369 | 98,519 | 488,090 | 0.99077 | 7,114,397 | 72.2 |
| **10** | 0.00000 | - | 0.00000 | 96,717 | 483,587 | 1.00000 | 6,626,307 | 68.5 |
| **15** | 0.00000 | - | 0.00000 | 96,717 | 483,587 | 0.99736 | 6,142,720 | 63.5 |
| **20** | 0.00527 | 510 | 0.00106 | 96,717 | 482,313 | 0.99736 | 5,659,133 | 58.5 |
| **25** | 0.00000 | - | 0.00000 | 96,208 | 481,038 | 1.00000 | 5,176,820 | 53.8 |
| **30** | 0.00000 | - | 0.00000 | 96,208 | 481,038 | 0.98400 | 4,695,782 | 48.8 |
| **35** | 0.03200 | 3,079 | 0.00650 | 96,208 | 473,341 | 0.98012 | 4,214,744 | 43.8 |
| **40** | 0.00736 | 685 | 0.00148 | 93,129 | 463,932 | 0.99231 | 3,741,402 | 40.2 |
| **45** | 0.00802 | 741 | 0.00161 | 92,444 | 460,365 | 0.98322 | 3,277,471 | 35.5 |
| **50** | 0.02562 | 2,349 | 0.00519 | 91,702 | 452,638 | 0.95799 | 2,817,106 | 30.7 |
| **55** | 0.05882 | 5,256 | 0.01212 | 89,353 | 433,625 | 0.94744 | 2,364,467 | 26.5 |
| **60** | 0.04591 | 3,861 | 0.00940 | 84,097 | 410,832 | 0.95253 | 1,930,842 | 23.0 |
| **65** | 0.04910 | 3,940 | 0.01007 | 80,236 | 391,330 | 0.95070 | 1,520,010 | 18.9 |
| **70** | 0.04950 | 3,777 | 0.01015 | 76,296 | 372,038 | 0.87907 | 1,128,681 | 14.8 |
| **75** | 0.19608 | 14,219 | 0.04348 | 72,519 | 327,047 | 0.56777 [c] | 756,642 | 10.4 |
| **80+** | 1.00000 | 58,300 | 0.13571 | 58,300 | 429,595 | - | 429,595 | 7.4 |

**Nota:** *Notes:*

[a] **Daripada umur 0 hingga kumpulan umur 1-4**
*From age of 0 to age group 1-4*

[b] **Daripada umur 0, kumpulan umur 1-4 hingga kumpulan umur 5-9**
*From age of 0, age group 1-4 to age group 5-9*

[c] **Daripada umur 75 hingga 80+**
*From age of 75 to 80+*

[e] **Anggaran**
*Estimates*

**Jadual 5.11.41: Jadual hayat ringkas mengikut jantina dan umur, Gedong, Sarawak, 2026[e]**

*Table 5.11.41: Abridged life table by sex and age, Gedong, Sarawak, 2026 [e]*

| **Umur** *Age* | **Kebarangkalian mati di antara umur x dan umur x+n** *Probability of dying between age x and age x+n* | **Bilangan kematian di antara umur x dan umur x+n** *Number of deaths between age x and age x+n* | **Kadar tengah mortaliti di antara umur x dan umur x+n** *Central mortality rate between age x and age x+n* | **Penakat (orang yang masih hidup) pada umur tepat x** *Survivors at exact age x* | **Bilangan orang hidup-tahun di antara umur x dan umur x+n** *Number of person-years lived between age x and age x+n* | **Nisbah ketakatan** *Survival ratio* | **Jumlah bilangan orang hidup-tahun selepas umur tepat x** *Total number of person-years lived after exact age x* | **Jangkaan hayat** *Life expectancy* |
|---|---|---|---|---|---|---|---|---|
| **x** | $_nq_x$ | $_nd_x$ | $_nm_x$ | $l_x$ | $_nL_x$ | $_nS_x$ | $T_x$ | $e_x$ |
| **Lelaki dan Perempuan** *Both sexes* | | | | | | | | |
| **0** | 0.00000 | - | 0.00000 | 100,000 | 100,000 | 0.99801 [a] | 7,436,708 | 74.4 |
| **1** | 0.00402 | 402 | 0.00101 | 100,000 | 399,006 | 0.99797 [b] | 7,336,708 | 73.4 |
| **5** | 0.00000 | - | 0.00000 | 99,598 | 497,992 | 1.00000 | 6,937,703 | 69.7 |
| **10** | 0.00000 | - | 0.00000 | 99,598 | 497,992 | 1.00000 | 6,439,711 | 64.7 |
| **15** | 0.00000 | - | 0.00000 | 99,598 | 497,992 | 0.99745 | 5,941,719 | 59.7 |
| **20** | 0.00510 | 508 | 0.00102 | 99,598 | 496,722 | 0.99744 | 5,443,727 | 54.7 |
| **25** | 0.00000 | - | 0.00000 | 99,090 | 495,452 | 0.98272 | 4,947,004 | 49.9 |
| **30** | 0.03455 | 3,424 | 0.00703 | 99,090 | 486,892 | 0.98242 | 4,451,552 | 44.9 |
| **35** | 0.00000 | - | 0.00000 | 95,666 | 478,332 | 0.98510 | 3,964,659 | 41.4 |
| **40** | 0.02981 | 2,851 | 0.00605 | 95,666 | 471,204 | 0.96875 | 3,486,327 | 36.4 |
| **45** | 0.03273 | 3,038 | 0.00666 | 92,815 | 456,480 | 0.95902 | 3,015,123 | 32.5 |
| **50** | 0.04950 | 4,444 | 0.01015 | 89,777 | 437,774 | 0.95700 | 2,558,643 | 28.5 |
| **55** | 0.03615 | 3,085 | 0.00736 | 85,333 | 418,950 | 0.96674 | 2,120,870 | 24.9 |
| **60** | 0.03026 | 2,489 | 0.00614 | 82,247 | 405,016 | 0.91930 | 1,701,920 | 20.7 |
| **65** | 0.13271 | 10,585 | 0.02843 | 79,759 | 372,333 | 0.87405 | 1,296,904 | 16.3 |
| **70** | 0.11815 | 8,173 | 0.02511 | 69,174 | 325,438 | 0.83974 | 924,571 | 13.4 |
| **75** | 0.20800 | 12,688 | 0.04643 | 61,001 | 273,285 | 0.54387 [c] | 599,133 | 9.8 |
| **80+** | 1.00000 | 48,313 | 0.14827 | 48,313 | 325,849 | - | 325,849 | 6.7 |
| **Lelaki** *Male* | | | | | | | | |
| **0** | 0.00000 | - | 0.00000 | 100,000 | 100,000 | 0.99641 [a] | 7,513,635 | 75.1 |
| **1** | 0.00765 | 765 | 0.00192 | 100,000 | 398,205 | 0.99593 [b] | 7,413,635 | 74.1 |
| **5** | 0.00000 | - | 0.00000 | 99,235 | 496,176 | 1.00000 | 7,015,430 | 70.7 |
| **10** | 0.00000 | - | 0.00000 | 99,235 | 496,176 | 1.00000 | 6,519,254 | 65.7 |
| **15** | 0.00000 | - | 0.00000 | 99,235 | 496,176 | 0.99519 | 6,023,078 | 60.7 |
| **20** | 0.00962 | 955 | 0.00193 | 99,235 | 493,788 | 0.99516 | 5,526,902 | 55.7 |
| **25** | 0.00000 | - | 0.00000 | 98,280 | 491,400 | 0.98728 | 5,033,114 | 51.2 |
| **30** | 0.02545 | 2,501 | 0.00515 | 98,280 | 485,148 | 0.98711 | 4,541,714 | 46.2 |
| **35** | 0.00000 | - | 0.00000 | 95,779 | 478,897 | 0.98623 | 4,056,565 | 42.4 |
| **40** | 0.02755 | 2,639 | 0.00559 | 95,779 | 472,300 | 0.97077 | 3,577,669 | 37.4 |
| **45** | 0.03096 | 2,884 | 0.00629 | 93,141 | 458,495 | 0.95332 | 3,105,369 | 33.3 |
| **50** | 0.06289 | 5,677 | 0.01299 | 90,257 | 437,094 | 0.94622 | 2,646,874 | 29.3 |
| **55** | 0.04405 | 3,726 | 0.00901 | 84,581 | 413,588 | 0.96201 | 2,209,779 | 26.1 |
| **60** | 0.03165 | 2,559 | 0.00643 | 80,855 | 397,876 | 0.90705 | 1,796,191 | 22.2 |
| **65** | 0.15625 | 12,234 | 0.03390 | 78,296 | 360,895 | 0.90473 | 1,398,315 | 17.9 |
| **70** | 0.02299 | 1,519 | 0.00465 | 66,062 | 326,514 | 0.92582 | 1,037,420 | 15.7 |
| **75** | 0.12658 | 8,170 | 0.02703 | 64,543 | 302,292 | 0.57478 [c] | 710,906 | 11.0 |
| **80+** | 1.00000 | 56,373 | 0.13796 | 56,373 | 408,614 | - | 408,614 | 7.2 |
| **Perempuan** *Female* | | | | | | | | |
| **0** | 0.00000 | - | 0.00000 | 100,000 | 100,000 | 1.00000 [a] | 7,376,131 | 73.8 |
| **1** | 0.00000 | - | 0.00000 | 100,000 | 400,000 | 1.00000 [b] | 7,276,131 | 72.8 |
| **5** | 0.00000 | - | 0.00000 | 100,000 | 500,000 | 1.00000 | 6,876,131 | 68.8 |
| **10** | 0.00000 | - | 0.00000 | 100,000 | 500,000 | 1.00000 | 6,376,131 | 63.8 |
| **15** | 0.00000 | - | 0.00000 | 100,000 | 500,000 | 1.00000 | 5,876,131 | 58.8 |
| **20** | 0.00000 | - | 0.00000 | 100,000 | 500,000 | 1.00000 | 5,376,131 | 53.8 |
| **25** | 0.00000 | - | 0.00000 | 100,000 | 500,000 | 0.97731 | 4,876,131 | 48.8 |
| **30** | 0.04539 | 4,539 | 0.00929 | 100,000 | 488,654 | 0.97678 | 4,376,131 | 43.8 |
| **35** | 0.00000 | - | 0.00000 | 95,461 | 477,307 | 0.98377 | 3,887,477 | 40.7 |
| **40** | 0.03247 | 3,099 | 0.00660 | 95,461 | 469,559 | 0.96642 | 3,410,170 | 35.7 |
| **45** | 0.03472 | 3,207 | 0.00707 | 92,362 | 453,793 | 0.96528 | 2,940,611 | 31.8 |
| **50** | 0.03472 | 3,096 | 0.00707 | 89,155 | 438,036 | 0.96834 | 2,486,819 | 27.9 |
| **55** | 0.02849 | 2,452 | 0.00578 | 86,059 | 424,167 | 0.97127 | 2,048,783 | 23.8 |
| **60** | 0.02899 | 2,423 | 0.00588 | 83,608 | 411,979 | 0.93149 | 1,624,616 | 19.4 |
| **65** | 0.10920 | 8,866 | 0.02310 | 81,184 | 383,756 | 0.84726 | 1,212,637 | 14.9 |
| **70** | 0.20161 | 14,580 | 0.04484 | 72,318 | 325,141 | 0.75859 | 828,880 | 11.5 |
| **75** | 0.29126 | 16,817 | 0.06818 | 57,738 | 246,648 | 0.51036 [c] | 503,739 | 8.7 |
| **80+** | 1.00000 | 40,921 | 0.15917 | 40,921 | 257,090 | - | 257,090 | 6.3 |

**Nota:** *Notes:*

[a] **Daripada umur 0 hingga kumpulan umur 1-4**
*From age of 0 to age group 1-4*

[b] **Daripada umur 0, kumpulan umur 1-4 hingga kumpulan umur 5-9**
*From age of 0, age group 1-4 to age group 5-9*

[c] **Daripada umur 75 hingga 80+**
*From age of 75 to 80+*

[e] **Anggaran**
*Estimates*

**Jadual 5.11.42: Jadual hayat ringkas mengikut jantina dan umur, Sebuyau, Sarawak, 2026[e]**

*Table 5.11.42: Abridged life table by sex and age, Sebuyau, Sarawak, 2026 [e]*

| **Umur** *Age* | **Kebarangkalian mati di antara umur x dan umur x+n** *Probability of dying between age x and age x+n* | **Bilangan kematian di antara umur x dan umur x+n** *Number of deaths between age x and age x+n* | **Kadar tengah mortaliti di antara umur x dan umur x+n** *Central mortality rate between age x and age x+n* | **Penakat (orang yang masih hidup) pada umur tepat x** *Survivors at exact age x* | **Bilangan orang hidup-tahun di antara umur x dan umur x+n** *Number of person-years lived between age x and age x+n* | **Nisbah ketakatan** *Survival ratio* | **Jumlah bilangan orang hidup-tahun selepas umur tepat x** *Total number of person-years lived after exact age x* | **Jangkaan hayat** *Life expectancy* |
|---|---|---|---|---|---|---|---|---|
| **x** | $_nq_x$ | $_nd_x$ | $_nm_x$ | $l_x$ | $_nL_x$ | $_nS_x$ | $T_x$ | $e_x$ |
| **Lelaki dan Perempuan** *Both sexes* | | | | | | | | |
| **0** | 0.00948 | 948 | 0.00956 | 100,000 | 99,126 | 0.99067 [a] | 6,983,170 | 69.8 |
| **1** | 0.00000 | - | 0.00000 | 99,052 | 396,209 | 0.99985 [b] | 6,884,044 | 69.5 |
| **5** | 0.00000 | - | 0.00000 | 99,052 | 495,261 | 0.99708 | 6,487,835 | 65.5 |
| **10** | 0.00584 | 578 | 0.00117 | 99,052 | 493,815 | 0.99237 | 5,992,574 | 60.5 |
| **15** | 0.00943 | 929 | 0.00190 | 98,474 | 490,047 | 0.99526 | 5,498,759 | 55.8 |
| **20** | 0.00000 | - | 0.00000 | 97,545 | 487,724 | 1.00000 | 5,008,712 | 51.3 |
| **25** | 0.00000 | - | 0.00000 | 97,545 | 487,724 | 0.98737 | 4,520,988 | 46.3 |
| **30** | 0.02525 | 2,463 | 0.00512 | 97,545 | 481,566 | 0.96950 | 4,033,263 | 41.3 |
| **35** | 0.03589 | 3,412 | 0.00731 | 95,082 | 466,878 | 0.96860 | 3,551,697 | 37.4 |
| **40** | 0.02674 | 2,451 | 0.00542 | 91,670 | 452,220 | 0.96857 | 3,084,819 | 33.7 |
| **45** | 0.03626 | 3,235 | 0.00739 | 89,219 | 438,006 | 0.96710 | 2,632,598 | 29.5 |
| **50** | 0.02941 | 2,529 | 0.00597 | 85,984 | 423,596 | 0.93278 | 2,194,593 | 25.5 |
| **55** | 0.10618 | 8,862 | 0.02243 | 83,455 | 395,120 | 0.91247 | 1,770,997 | 21.2 |
| **60** | 0.06667 | 4,973 | 0.01379 | 74,593 | 360,534 | 0.91449 | 1,375,877 | 18.4 |
| **65** | 0.10571 | 7,359 | 0.02232 | 69,620 | 329,703 | 0.84933 | 1,015,343 | 14.6 |
| **70** | 0.20096 | 12,512 | 0.04468 | 62,261 | 280,025 | 0.74542 | 685,640 | 11.0 |
| **75** | 0.32168 | 16,003 | 0.07667 | 49,749 | 208,738 | 0.48538 [c] | 405,615 | 8.2 |
| **80+** | 1.00000 | 33,746 | 0.17141 | 33,746 | 196,878 | - | 196,878 | 5.8 |
| **Lelaki** *Male* | | | | | | | | |
| **0** | 0.01905 | 1,905 | 0.01938 | 100,000 | 98,280 | 0.98132 [a] | 6,857,258 | 68.6 |
| **1** | 0.00000 | - | 0.00000 | 98,095 | 392,381 | 0.99962 [b] | 6,758,978 | 68.9 |
| **5** | 0.00000 | - | 0.00000 | 98,095 | 490,476 | 1.00000 | 6,366,597 | 64.9 |
| **10** | 0.00000 | - | 0.00000 | 98,095 | 490,476 | 0.99106 | 5,876,121 | 59.9 |
| **15** | 0.01789 | 1,755 | 0.00361 | 98,095 | 486,089 | 0.99097 | 5,385,645 | 54.9 |
| **20** | 0.00000 | - | 0.00000 | 96,340 | 481,702 | 1.00000 | 4,899,555 | 50.9 |
| **25** | 0.00000 | - | 0.00000 | 96,340 | 481,702 | 0.97653 | 4,417,853 | 45.9 |
| **30** | 0.04695 | 4,523 | 0.00962 | 96,340 | 470,394 | 0.94894 | 3,936,151 | 40.9 |
| **35** | 0.05537 | 5,084 | 0.01139 | 91,817 | 446,377 | 0.95941 | 3,465,757 | 37.7 |
| **40** | 0.02494 | 2,163 | 0.00505 | 86,733 | 428,259 | 0.96755 | 3,019,380 | 34.8 |
| **45** | 0.04016 | 3,396 | 0.00820 | 84,570 | 414,361 | 0.95935 | 2,591,121 | 30.6 |
| **50** | 0.04115 | 3,340 | 0.00840 | 81,174 | 397,519 | 0.94200 | 2,176,759 | 26.8 |
| **55** | 0.07557 | 5,882 | 0.01571 | 77,834 | 374,464 | 0.91397 | 1,779,241 | 22.9 |
| **60** | 0.09736 | 7,005 | 0.02047 | 71,952 | 342,247 | 0.90896 | 1,404,777 | 19.5 |
| **65** | 0.08403 | 5,458 | 0.01754 | 64,947 | 311,090 | 0.87903 | 1,062,530 | 16.4 |
| **70** | 0.16129 | 9,595 | 0.03509 | 59,489 | 273,458 | 0.82528 | 751,440 | 12.6 |
| **75** | 0.19074 | 9,517 | 0.04217 | 49,894 | 225,679 | 0.52785 [c] | 477,982 | 9.6 |
| **80+** | 1.00000 | 40,378 | 0.16004 | 40,378 | 252,303 | - | 252,303 | 6.2 |
| **Perempuan** *Female* | | | | | | | | |
| **0** | 0.00000 | - | 0.00000 | 100,000 | 100,000 | 1.00000 [a] | 7,143,386 | 71.4 |
| **1** | 0.00000 | - | 0.00000 | 100,000 | 400,000 | 1.00000 [b] | 7,043,386 | 70.4 |
| **5** | 0.00000 | - | 0.00000 | 100,000 | 500,000 | 0.99385 | 6,643,386 | 66.4 |
| **10** | 0.01230 | 1,230 | 0.00248 | 100,000 | 496,925 | 0.99381 | 6,143,386 | 61.4 |
| **15** | 0.00000 | - | 0.00000 | 98,770 | 493,850 | 1.00000 | 5,646,461 | 57.2 |
| **20** | 0.00000 | - | 0.00000 | 98,770 | 493,850 | 1.00000 | 5,152,611 | 52.2 |
| **25** | 0.00000 | - | 0.00000 | 98,770 | 493,850 | 1.00000 | 4,658,761 | 47.2 |
| **30** | 0.00000 | - | 0.00000 | 98,770 | 493,850 | 0.99350 | 4,164,911 | 42.2 |
| **35** | 0.01300 | 1,284 | 0.00262 | 98,770 | 490,639 | 0.97914 | 3,671,061 | 37.2 |
| **40** | 0.02882 | 2,809 | 0.00585 | 97,486 | 480,405 | 0.96979 | 3,180,422 | 32.6 |
| **45** | 0.03165 | 2,996 | 0.00643 | 94,676 | 465,891 | 0.97613 | 2,700,018 | 28.5 |
| **50** | 0.01585 | 1,453 | 0.00319 | 91,680 | 454,768 | 0.92440 | 2,234,127 | 24.4 |
| **55** | 0.13631 | 12,299 | 0.02926 | 90,227 | 420,389 | 0.90906 | 1,779,359 | 19.7 |
| **60** | 0.03841 | 2,993 | 0.00783 | 77,929 | 382,159 | 0.91784 | 1,358,969 | 17.4 |
| **65** | 0.12766 | 9,566 | 0.02727 | 74,935 | 350,760 | 0.82149 | 976,810 | 13.0 |
| **70** | 0.23679 | 15,479 | 0.05372 | 65,369 | 288,147 | 0.66669 | 626,050 | 9.6 |
| **75** | 0.45977 | 22,938 | 0.11940 | 49,890 | 192,105 | 0.43148 [c] | 337,902 | 6.8 |
| **80+** | 1.00000 | 26,952 | 0.18486 | 26,952 | 145,797 | - | 145,797 | 5.4 |

**Nota:** *Notes:*

[a] **Daripada umur 0 hingga kumpulan umur 1-4**
*From age of 0 to age group 1-4*

[b] **Daripada umur 0, kumpulan umur 1-4 hingga kumpulan umur 5-9**
*From age of 0, age group 1-4 to age group 5-9*

[c] **Daripada umur 75 hingga 80+**
*From age of 75 to 80+*

[e] **Anggaran**
*Estimates*

**Jadual 5.11.43: Jadual hayat ringkas mengikut jantina dan umur, Siburan, Sarawak, 2026[e]**

*Table 5.11.43: Abridged life table by sex and age, Siburan, Sarawak, 2026 [e]*

| **Umur** *Age* | **Kebarangkalian mati di antara umur x dan umur x+n** *Probability of dying between age x and age x+n* | **Bilangan kematian di antara umur x dan umur x+n** *Number of deaths between age x and age x+n* | **Kadar tengah mortaliti di antara umur x dan umur x+n** *Central mortality rate between age x and age x+n* | **Penakat (orang yang masih hidup) pada umur tepat x** *Survivors at exact age x* | **Bilangan orang hidup-tahun di antara umur x dan umur x+n** *Number of person-years lived between age x and age x+n* | **Nisbah ketakatan** *Survival ratio* | **Jumlah bilangan orang hidup-tahun selepas umur tepat x** *Total number of person-years lived after exact age x* | **Jangkaan hayat** *Life expectancy* |
|---|---|---|---|---|---|---|---|---|
| **x** | $_nq_x$ | $_nd_x$ | $_nm_x$ | $l_x$ | $_nL_x$ | $_nS_x$ | $T_x$ | $e_x$ |
| **Lelaki dan Perempuan** *Both sexes* | | | | | | | | |
| **0** | 0.00476 | 476 | 0.00478 | 100,000 | 99,555 | 0.99530 [a] | 7,592,797 | 75.9 |
| **1** | 0.00000 | - | 0.00000 | 99,524 | 398,097 | 0.99994 [b] | 7,493,242 | 75.3 |
| **5** | 0.00000 | - | 0.00000 | 99,524 | 497,621 | 1.00000 | 7,095,146 | 71.3 |
| **10** | 0.00000 | - | 0.00000 | 99,524 | 497,621 | 0.99899 | 6,597,525 | 66.3 |
| **15** | 0.00201 | 200 | 0.00040 | 99,524 | 497,121 | 0.99717 | 6,099,904 | 61.3 |
| **20** | 0.00365 | 363 | 0.00073 | 99,324 | 495,714 | 0.99707 | 5,602,783 | 56.4 |
| **25** | 0.00221 | 218 | 0.00044 | 98,962 | 494,262 | 0.99086 | 5,107,069 | 51.6 |
| **30** | 0.01608 | 1,588 | 0.00324 | 98,743 | 489,747 | 0.98252 | 4,612,807 | 46.7 |
| **35** | 0.01889 | 1,836 | 0.00381 | 97,155 | 481,188 | 0.97974 | 4,123,060 | 42.4 |
| **40** | 0.02166 | 2,064 | 0.00438 | 95,320 | 471,438 | 0.97716 | 3,641,872 | 38.2 |
| **45** | 0.02404 | 2,242 | 0.00487 | 93,255 | 460,671 | 0.96973 | 3,170,435 | 34.0 |
| **50** | 0.03665 | 3,335 | 0.00747 | 91,013 | 446,727 | 0.95923 | 2,709,763 | 29.8 |
| **55** | 0.04506 | 3,950 | 0.00922 | 87,678 | 428,512 | 0.94873 | 2,263,037 | 25.8 |
| **60** | 0.05777 | 4,837 | 0.01190 | 83,727 | 406,543 | 0.93374 | 1,834,524 | 21.9 |
| **65** | 0.07528 | 5,938 | 0.01564 | 78,890 | 379,604 | 0.92226 | 1,427,981 | 18.1 |
| **70** | 0.08041 | 5,866 | 0.01676 | 72,952 | 350,093 | 0.87134 | 1,048,378 | 14.4 |
| **75** | 0.18114 | 12,152 | 0.03984 | 67,086 | 305,048 | 0.56315 [c] | 698,285 | 10.4 |
| **80+** | 1.00000 | 54,934 | 0.13970 | 54,934 | 393,237 | - | 393,237 | 7.2 |
| **Lelaki** *Male* | | | | | | | | |
| **0** | 0.00303 | 303 | 0.00303 | 100,000 | 99,713 | 0.99701 [a] | 7,301,942 | 73.0 |
| **1** | 0.00000 | - | 0.00000 | 99,697 | 398,790 | 0.99997 [b] | 7,202,229 | 72.2 |
| **5** | 0.00000 | - | 0.00000 | 99,697 | 498,487 | 1.00000 | 6,803,439 | 68.2 |
| **10** | 0.00000 | - | 0.00000 | 99,697 | 498,487 | 0.99804 | 6,304,952 | 63.2 |
| **15** | 0.00392 | 391 | 0.00079 | 99,697 | 497,509 | 0.99629 | 5,806,465 | 58.2 |
| **20** | 0.00350 | 348 | 0.00070 | 99,306 | 495,662 | 0.99614 | 5,308,956 | 53.5 |
| **25** | 0.00421 | 417 | 0.00084 | 98,958 | 493,750 | 0.98702 | 4,813,294 | 48.6 |
| **30** | 0.02179 | 2,147 | 0.00441 | 98,541 | 487,340 | 0.97354 | 4,319,544 | 43.8 |
| **35** | 0.03124 | 3,011 | 0.00635 | 96,395 | 474,445 | 0.96607 | 3,832,204 | 39.8 |
| **40** | 0.03671 | 3,428 | 0.00748 | 93,384 | 458,348 | 0.97327 | 3,357,758 | 36.0 |
| **45** | 0.01637 | 1,472 | 0.00330 | 89,956 | 446,098 | 0.96032 | 2,899,410 | 32.2 |
| **50** | 0.06338 | 5,608 | 0.01309 | 88,484 | 428,396 | 0.93969 | 2,453,312 | 27.7 |
| **55** | 0.05703 | 4,727 | 0.01174 | 82,875 | 402,559 | 0.93491 | 2,024,915 | 24.4 |
| **60** | 0.07364 | 5,755 | 0.01529 | 78,148 | 376,355 | 0.91714 | 1,622,357 | 20.8 |
| **65** | 0.09281 | 6,719 | 0.01946 | 72,394 | 345,172 | 0.90034 | 1,246,001 | 17.2 |
| **70** | 0.10722 | 7,042 | 0.02266 | 65,675 | 310,771 | 0.85826 | 900,830 | 13.7 |
| **75** | 0.18041 | 10,578 | 0.03966 | 58,633 | 266,721 | 0.54797 [c] | 590,059 | 10.1 |
| **80+** | 1.00000 | 48,055 | 0.14862 | 48,055 | 323,337 | - | 323,337 | 6.7 |
| **Perempuan** *Female* | | | | | | | | |
| **0** | 0.00667 | 667 | 0.00671 | 100,000 | 99,380 | 0.99343 [a] | 7,932,873 | 79.3 |
| **1** | 0.00000 | - | 0.00000 | 99,333 | 397,333 | 0.99991 [b] | 7,833,493 | 78.9 |
| **5** | 0.00000 | - | 0.00000 | 99,333 | 496,667 | 1.00000 | 7,436,160 | 74.9 |
| **10** | 0.00000 | - | 0.00000 | 99,333 | 496,667 | 1.00000 | 6,939,493 | 69.9 |
| **15** | 0.00000 | - | 0.00000 | 99,333 | 496,667 | 0.99809 | 6,442,826 | 64.9 |
| **20** | 0.00381 | 379 | 0.00076 | 99,333 | 495,720 | 0.99809 | 5,946,160 | 59.9 |
| **25** | 0.00000 | - | 0.00000 | 98,955 | 494,773 | 0.99514 | 5,450,440 | 55.1 |
| **30** | 0.00972 | 962 | 0.00195 | 98,955 | 492,369 | 0.99262 | 4,955,667 | 50.1 |
| **35** | 0.00502 | 492 | 0.00101 | 97,993 | 488,736 | 0.99469 | 4,463,298 | 45.5 |
| **40** | 0.00560 | 546 | 0.00112 | 97,501 | 486,142 | 0.98153 | 3,974,562 | 40.8 |
| **45** | 0.03141 | 3,046 | 0.00638 | 96,956 | 477,164 | 0.97922 | 3,488,419 | 36.0 |
| **50** | 0.00979 | 920 | 0.00197 | 93,910 | 467,250 | 0.97860 | 3,011,255 | 32.1 |
| **55** | 0.03313 | 3,081 | 0.00674 | 92,990 | 457,249 | 0.96293 | 2,544,005 | 27.4 |
| **60** | 0.04115 | 3,700 | 0.00840 | 89,910 | 440,298 | 0.95070 | 2,086,756 | 23.2 |
| **65** | 0.05780 | 4,983 | 0.01190 | 86,210 | 418,590 | 0.94484 | 1,646,458 | 19.1 |
| **70** | 0.05236 | 4,253 | 0.01075 | 81,226 | 395,500 | 0.88465 | 1,227,868 | 15.1 |
| **75** | 0.18182 | 13,995 | 0.04000 | 76,974 | 349,880 | 0.57966 [c] | 832,368 | 10.8 |
| **80+** | 1.00000 | 62,978 | 0.13053 | 62,978 | 482,488 | - | 482,488 | 7.7 |

**Nota:** *Notes:*

[a] **Daripada umur 0 hingga kumpulan umur 1-4**
*From age of 0 to age group 1-4*

[b] **Daripada umur 0, kumpulan umur 1-4 hingga kumpulan umur 5-9**
*From age of 0, age group 1-4 to age group 5-9*

[c] **Daripada umur 75 hingga 80+**
*From age of 75 to 80+*

[e] **Anggaran**
*Estimates*

**Jadual 5.11.44: Jadual hayat ringkas mengikut jantina dan umur, Pantu, Sarawak, 2026[e]**

*Table 5.11.44: Abridged life table by sex and age, Pantu, Sarawak, 2026 [e]*

| Umur *Age* | Kebarangkalian mati di antara umur x dan umur x+n *Probability of dying between age x and age x+n* | Bilangan kematian di antara umur x dan umur x+n *Number of deaths between age x and age x+n* | Kadar tengah mortaliti di antara umur x dan umur x+n *Central mortality rate between age x and age x+n* | Penakat (orang yang masih hidup) pada umur tepat x *Survivors at exact age x* | Bilangan orang hidup-tahun di antara umur x dan umur x+n *Number of person-years lived between age x and age x+n* | Nisbah ketakatan *Survival ratio* | Jumlah bilangan orang hidup-tahun selepas umur tepat x *Total number of person-years lived after exact age x* | Jangkaan hayat *Life expectancy* |
|---|---|---|---|---|---|---|---|---|
| x | $_nq_x$ | $_nd_x$ | $_nm_x$ | $l_x$ | $_nL_x$ | $_nS_x$ | $T_x$ | $e_x$ |
| **Lelaki dan Perempuan** *Both sexes* | | | | | | | | |
| **0** | 0.01070 | 1,070 | 0.01080 | 100,000 | 99,018 | 0.98948 [a] | 7,326,012 | 73.3 |
| **1** | 0.00000 | - | 0.00000 | 98,930 | 395,722 | 0.99982 [b] | 7,226,994 | 73.1 |
| **5** | 0.00000 | - | 0.00000 | 98,930 | 494,652 | 0.99644 | 6,831,272 | 69.1 |
| **10** | 0.00713 | 705 | 0.00143 | 98,930 | 492,890 | 0.99642 | 6,336,620 | 64.1 |
| **15** | 0.00000 | - | 0.00000 | 98,225 | 491,127 | 0.99698 | 5,843,730 | 59.5 |
| **20** | 0.00605 | 594 | 0.00121 | 98,225 | 489,641 | 0.99381 | 5,352,604 | 54.5 |
| **25** | 0.00634 | 619 | 0.00127 | 97,631 | 486,608 | 0.99418 | 4,862,962 | 49.8 |
| **30** | 0.00530 | 514 | 0.00106 | 97,012 | 483,775 | 0.99734 | 4,376,355 | 45.1 |
| **35** | 0.00000 | - | 0.00000 | 96,498 | 482,490 | 0.98898 | 3,892,580 | 40.3 |
| **40** | 0.02204 | 2,127 | 0.00446 | 96,498 | 477,172 | 0.96887 | 3,410,090 | 35.3 |
| **45** | 0.04042 | 3,815 | 0.00825 | 94,371 | 462,318 | 0.94858 | 2,932,918 | 31.1 |
| **50** | 0.06289 | 5,695 | 0.01299 | 90,556 | 438,543 | 0.93790 | 2,470,600 | 27.3 |
| **55** | 0.06126 | 5,198 | 0.01264 | 84,861 | 411,309 | 0.94831 | 2,032,057 | 23.9 |
| **60** | 0.04149 | 3,306 | 0.00847 | 79,663 | 390,050 | 0.95182 | 1,620,747 | 20.3 |
| **65** | 0.05515 | 4,211 | 0.01134 | 76,357 | 371,259 | 0.88350 | 1,230,697 | 16.1 |
| **70** | 0.18143 | 13,090 | 0.03991 | 72,146 | 328,008 | 0.77821 | 859,438 | 11.9 |
| **75** | 0.27108 | 16,009 | 0.06272 | 59,057 | 255,261 | 0.51967 [c] | 531,430 | 9.0 |
| **80+** | 1.00000 | 43,047 | 0.15587 | 43,047 | 276,170 | - | 276,170 | 6.4 |
| **Lelaki** *Male* | | | | | | | | |
| **0** | 0.01980 | 1,980 | 0.02016 | 100,000 | 98,217 | 0.98059 [a] | 6,971,959 | 69.7 |
| **1** | 0.00000 | - | 0.00000 | 98,020 | 392,079 | 0.99960 [b] | 6,873,742 | 70.1 |
| **5** | 0.00000 | - | 0.00000 | 98,020 | 490,099 | 0.99316 | 6,481,663 | 66.1 |
| **10** | 0.01368 | 1,341 | 0.00275 | 98,020 | 486,747 | 0.99311 | 5,991,564 | 61.1 |
| **15** | 0.00000 | - | 0.00000 | 96,679 | 483,395 | 0.99431 | 5,504,817 | 56.9 |
| **20** | 0.01138 | 1,100 | 0.00229 | 96,679 | 480,645 | 0.99428 | 5,021,422 | 51.9 |
| **25** | 0.00000 | - | 0.00000 | 95,579 | 477,895 | 0.99522 | 4,540,778 | 47.5 |
| **30** | 0.00957 | 915 | 0.00192 | 95,579 | 475,609 | 0.99519 | 4,062,882 | 42.5 |
| **35** | 0.00000 | - | 0.00000 | 94,664 | 473,322 | 0.98670 | 3,587,274 | 37.9 |
| **40** | 0.02660 | 2,518 | 0.00539 | 94,664 | 467,028 | 0.95617 | 3,113,952 | 32.9 |
| **45** | 0.06154 | 5,671 | 0.01270 | 92,147 | 446,557 | 0.93873 | 2,646,924 | 28.7 |
| **50** | 0.06098 | 5,273 | 0.01258 | 86,476 | 419,198 | 0.92466 | 2,200,367 | 25.4 |
| **55** | 0.09063 | 7,360 | 0.01899 | 81,203 | 387,617 | 0.91278 | 1,781,168 | 21.9 |
| **60** | 0.08347 | 6,164 | 0.01742 | 73,843 | 353,807 | 0.91966 | 1,393,552 | 18.9 |
| **65** | 0.07692 | 5,206 | 0.01600 | 67,680 | 325,382 | 0.88743 | 1,039,744 | 15.4 |
| **70** | 0.15119 | 9,445 | 0.03271 | 62,473 | 288,754 | 0.76099 | 714,362 | 11.4 |
| **75** | 0.34247 | 18,160 | 0.08264 | 53,028 | 219,740 | 0.48370 [c] | 425,608 | 8.0 |
| **80+** | 1.00000 | 34,868 | 0.16937 | 34,868 | 205,868 | - | 205,868 | 5.9 |
| **Perempuan** *Female* | | | | | | | | |
| **0** | 0.00000 | - | 0.00000 | 100,000 | 100,000 | 1.00000 [a] | 7,730,832 | 77.3 |
| **1** | 0.00000 | - | 0.00000 | 100,000 | 400,000 | 1.00000 [b] | 7,630,832 | 76.3 |
| **5** | 0.00000 | - | 0.00000 | 100,000 | 500,000 | 1.00000 | 7,230,832 | 72.3 |
| **10** | 0.00000 | - | 0.00000 | 100,000 | 500,000 | 1.00000 | 6,730,832 | 67.3 |
| **15** | 0.00000 | - | 0.00000 | 100,000 | 500,000 | 1.00000 | 6,230,832 | 62.3 |
| **20** | 0.00000 | - | 0.00000 | 100,000 | 500,000 | 0.99278 | 5,730,832 | 57.3 |
| **25** | 0.01443 | 1,443 | 0.00291 | 100,000 | 496,392 | 0.99273 | 5,230,832 | 52.3 |
| **30** | 0.00000 | - | 0.00000 | 98,557 | 492,785 | 1.00000 | 4,734,440 | 48.0 |
| **35** | 0.00000 | - | 0.00000 | 98,557 | 492,785 | 0.99179 | 4,241,655 | 43.0 |
| **40** | 0.01642 | 1,618 | 0.00331 | 98,557 | 488,739 | 0.98327 | 3,748,870 | 38.0 |
| **45** | 0.01704 | 1,651 | 0.00344 | 96,939 | 480,565 | 0.95922 | 3,260,130 | 33.6 |
| **50** | 0.06494 | 6,187 | 0.01342 | 95,287 | 460,967 | 0.95144 | 2,779,566 | 29.2 |
| **55** | 0.03106 | 2,767 | 0.00631 | 89,100 | 438,581 | 0.98423 | 2,318,598 | 26.0 |
| **60** | 0.00000 | - | 0.00000 | 86,333 | 431,663 | 0.98239 | 1,880,017 | 21.8 |
| **65** | 0.03521 | 3,040 | 0.00717 | 86,333 | 424,064 | 0.87848 | 1,448,354 | 16.8 |
| **70** | 0.21097 | 17,572 | 0.04717 | 83,293 | 372,533 | 0.78723 | 1,024,290 | 12.3 |
| **75** | 0.21505 | 14,133 | 0.04819 | 65,720 | 293,269 | 0.55003 [c] | 651,757 | 9.9 |
| **80+** | 1.00000 | 51,587 | 0.14390 | 51,587 | 358,488 | - | 358,488 | 6.9 |

**Nota:** *Notes:*

[a] **Daripada umur 0 hingga kumpulan umur 1-4**
*From age of 0 to age group 1-4*

[b] **Daripada umur 0, kumpulan umur 1-4 hingga kumpulan umur 5-9**
*From age of 0, age group 1-4 to age group 5-9*

[c] **Daripada umur 75 hingga 80+**
*From age of 75 to 80+*

[e] **Anggaran**
*Estimates*

**Jadual 5.11.45: Jadual hayat ringkas mengikut jantina dan umur, Lingga, Sarawak, 2026[e]**

*Table 5.11.45: Abridged life table by sex and age, Lingga, Sarawak, 2026 [e]*

| **Umur** *Age* | **Kebarangkalian mati di antara umur x dan umur x+n** *Probability of dying between age x and age x+n* | **Bilangan kematian di antara umur x dan umur x+n** *Number of deaths between age x and age x+n* | **Kadar tengah mortaliti di antara umur x dan umur x+n** *Central mortality rate between age x and age x+n* | **Penakat (orang yang masih hidup) pada umur tepat x** *Survivors at exact age x* | **Bilangan orang hidup-tahun di antara umur x dan umur x+n** *Number of person-years lived between age x and age x+n* | **Nisbah ketakatan** *Survival ratio* | **Jumlah bilangan orang hidup-tahun selepas umur tepat x** *Total number of person-years lived after exact age x* | **Jangkaan hayat** *Life expectancy* |
|---|---|---|---|---|---|---|---|---|
| **x** | $_nq_x$ | $_nd_x$ | $_nm_x$ | $l_x$ | $_nL_x$ | $_nS_x$ | $T_x$ | $e_x$ |
| **Lelaki dan Perempuan** *Both sexes* | | | | | | | | |
| **0** | 0.02410 | 2,410 | 0.02462 | 100,000 | 97,885 | 0.97649 [a] | 7,075,667 | 70.8 |
| **1** | 0.00000 | - | 0.00000 | 97,590 | 390,361 | 0.99940 [b] | 6,977,782 | 71.5 |
| **5** | 0.00000 | - | 0.00000 | 97,590 | 487,952 | 0.99577 | 6,587,420 | 67.5 |
| **10** | 0.00847 | 826 | 0.00170 | 97,590 | 485,886 | 0.99575 | 6,099,468 | 62.5 |
| **15** | 0.00000 | - | 0.00000 | 96,764 | 483,820 | 1.00000 | 5,613,582 | 58.0 |
| **20** | 0.00000 | - | 0.00000 | 96,764 | 483,820 | 0.99247 | 5,129,762 | 53.0 |
| **25** | 0.01506 | 1,457 | 0.00303 | 96,764 | 480,177 | 0.98619 | 4,645,942 | 48.0 |
| **30** | 0.01253 | 1,194 | 0.00252 | 95,307 | 473,548 | 0.98683 | 4,165,765 | 43.7 |
| **35** | 0.01381 | 1,300 | 0.00278 | 94,112 | 467,312 | 0.97553 | 3,692,217 | 39.2 |
| **40** | 0.03527 | 3,274 | 0.00718 | 92,813 | 455,878 | 0.96252 | 3,224,905 | 34.7 |
| **45** | 0.03976 | 3,560 | 0.00811 | 89,539 | 438,793 | 0.96157 | 2,769,027 | 30.9 |
| **50** | 0.03704 | 3,184 | 0.00755 | 85,979 | 421,932 | 0.94925 | 2,330,234 | 27.1 |
| **55** | 0.06500 | 5,381 | 0.01344 | 82,794 | 400,518 | 0.92829 | 1,908,302 | 23.0 |
| **60** | 0.07890 | 6,108 | 0.01643 | 77,413 | 371,796 | 0.92135 | 1,507,785 | 19.5 |
| **65** | 0.07839 | 5,589 | 0.01632 | 71,305 | 342,553 | 0.89803 | 1,135,989 | 15.9 |
| **70** | 0.12755 | 8,382 | 0.02725 | 65,716 | 307,624 | 0.78627 | 793,436 | 12.1 |
| **75** | 0.31250 | 17,917 | 0.07407 | 57,334 | 241,877 | 0.50212 [c] | 485,811 | 8.5 |
| **80+** | 1.00000 | 39,417 | 0.16159 | 39,417 | 243,934 | - | 243,934 | 6.2 |
| **Lelaki** *Male* | | | | | | | | |
| **0** | 0.00000 | - | 0.00000 | 100,000 | 100,000 | 1.00000 [a] | 6,834,359 | 68.3 |
| **1** | 0.00000 | - | 0.00000 | 100,000 | 400,000 | 1.00000 [b] | 6,734,359 | 67.3 |
| **5** | 0.00000 | - | 0.00000 | 100,000 | 500,000 | 0.99192 | 6,334,359 | 63.3 |
| **10** | 0.01616 | 1,616 | 0.00326 | 100,000 | 495,961 | 0.99186 | 5,834,359 | 58.3 |
| **15** | 0.00000 | - | 0.00000 | 98,384 | 491,922 | 1.00000 | 5,338,398 | 54.3 |
| **20** | 0.00000 | - | 0.00000 | 98,384 | 491,922 | 0.98705 | 4,846,476 | 49.3 |
| **25** | 0.02591 | 2,549 | 0.00525 | 98,384 | 485,550 | 0.97601 | 4,354,553 | 44.3 |
| **30** | 0.02203 | 2,111 | 0.00445 | 95,836 | 473,901 | 0.98274 | 3,869,003 | 40.4 |
| **35** | 0.01239 | 1,161 | 0.00249 | 93,725 | 465,720 | 0.96913 | 3,395,102 | 36.2 |
| **40** | 0.04959 | 4,590 | 0.01017 | 92,563 | 451,342 | 0.94492 | 2,929,382 | 31.6 |
| **45** | 0.06085 | 5,353 | 0.01255 | 87,973 | 426,484 | 0.94215 | 2,478,040 | 28.2 |
| **50** | 0.05464 | 4,515 | 0.01124 | 82,620 | 401,814 | 0.91084 | 2,051,556 | 24.8 |
| **55** | 0.12567 | 9,816 | 0.02682 | 78,105 | 365,987 | 0.88640 | 1,649,742 | 21.1 |
| **60** | 0.09980 | 6,815 | 0.02101 | 68,290 | 324,410 | 0.93590 | 1,283,755 | 18.8 |
| **65** | 0.02445 | 1,503 | 0.00495 | 61,474 | 303,614 | 0.92512 | 959,345 | 15.6 |
| **70** | 0.12658 | 7,591 | 0.02703 | 59,971 | 280,878 | 0.73404 | 655,732 | 10.9 |
| **75** | 0.42553 | 22,289 | 0.10811 | 52,380 | 206,176 | 0.44998 [c] | 374,854 | 7.2 |
| **80+** | 1.00000 | 30,091 | 0.17839 | 30,091 | 168,678 | - | 168,678 | 5.6 |
| **Perempuan** *Female* | | | | | | | | |
| **0** | 0.04651 | 4,651 | 0.04833 | 100,000 | 96,230 | 0.95525 [a] | 7,420,427 | 74.2 |
| **1** | 0.00000 | - | 0.00000 | 95,349 | 381,395 | 0.99815 [b] | 7,324,196 | 76.8 |
| **5** | 0.00000 | - | 0.00000 | 95,349 | 476,744 | 1.00000 | 6,942,801 | 72.8 |
| **10** | 0.00000 | - | 0.00000 | 95,349 | 476,744 | 1.00000 | 6,466,057 | 67.8 |
| **15** | 0.00000 | - | 0.00000 | 95,349 | 476,744 | 1.00000 | 5,989,312 | 62.8 |
| **20** | 0.00000 | - | 0.00000 | 95,349 | 476,744 | 1.00000 | 5,512,568 | 57.8 |
| **25** | 0.00000 | - | 0.00000 | 95,349 | 476,744 | 1.00000 | 5,035,824 | 52.8 |
| **30** | 0.00000 | - | 0.00000 | 95,349 | 476,744 | 0.99220 | 4,559,080 | 47.8 |
| **35** | 0.01560 | 1,488 | 0.00314 | 95,349 | 473,025 | 0.98276 | 4,082,336 | 42.8 |
| **40** | 0.01890 | 1,774 | 0.00382 | 93,861 | 464,871 | 0.98080 | 3,609,310 | 38.5 |
| **45** | 0.01949 | 1,795 | 0.00394 | 92,087 | 455,947 | 0.98083 | 3,144,439 | 34.1 |
| **50** | 0.01883 | 1,700 | 0.00380 | 90,292 | 447,209 | 0.99049 | 2,688,492 | 29.8 |
| **55** | 0.00000 | - | 0.00000 | 88,592 | 442,958 | 0.97076 | 2,241,283 | 25.3 |
| **60** | 0.05848 | 5,181 | 0.01205 | 88,592 | 430,006 | 0.90976 | 1,798,326 | 20.3 |
| **65** | 0.12397 | 10,340 | 0.02643 | 83,411 | 391,203 | 0.87390 | 1,368,320 | 16.4 |
| **70** | 0.12853 | 9,392 | 0.02747 | 73,071 | 341,873 | 0.83629 | 977,117 | 13.4 |
| **75** | 0.20408 | 12,996 | 0.04545 | 63,678 | 285,903 | 0.54993 [c] | 635,244 | 10.0 |
| **80+** | 1.00000 | 50,683 | 0.14508 | 50,683 | 349,341 | - | 349,341 | 6.9 |

**Nota:** *Notes:*

[a] **Daripada umur 0 hingga kumpulan umur 1-4**
*From age of 0 to age group 1-4*

[b] **Daripada umur 0, kumpulan umur 1-4 hingga kumpulan umur 5-9**
*From age of 0, age group 1-4 to age group 5-9*

[c] **Daripada umur 75 hingga 80+**
*From age of 75 to 80+*

[e] **Anggaran**
*Estimates*

# NEGERI & DAERAH PENTADBIRAN

## *STATE & ADMINISTRATIVE DISTRICT*

# SELANGOR

# 2026e

**Muka surat ini sengaja dibiarkan kosong**

*This page is deliberately left blank*

**Jadual 5.12: Jadual hayat ringkas mengikut jantina dan umur, Selangor, 2026[e]**

*Table 5.12: Abridged life table by sex and age, Selangor, 2026 [e]*

| **Umur** *Age* | **Kebarangkalian mati di antara umur x dan umur x+n** *Probability of dying between age x and age x+n* | **Bilangan kematian di antara umur x dan umur x+n** *Number of deaths between age x and age x+n* | **Kadar tengah mortaliti di antara umur x dan umur x+n** *Central mortality rate between age x and age x+n* | **Penakat (orang yang masih hidup) pada umur tepat x** *Survivors at exact age x* | **Bilangan orang hidup-tahun di antara umur x dan umur x+n** *Number of person-years lived between age x and age x+n* | **Nisbah ketakatan** *Survival ratio* | **Jumlah bilangan orang hidup-tahun selepas umur tepat x** *Total number of person-years lived after exact age x* | **Jangkaan hayat** *Life expectancy* |
|---|---|---|---|---|---|---|---|---|
| **x** | $_nq_x$ | $_nd_x$ | $_nm_x$ | $l_x$ | $_nL_x$ | $_nS_x$ | $T_x$ | $e_x$ |
| **Lelaki dan Perempuan** *Both sexes* | | | | | | | | |
| **0** | 0.00542 | 542 | 0.00545 | 100,000 | 99,494 | 0.99421 [a] | 7,820,015 | 78.2 |
| **1** | 0.00089 | 89 | 0.00022 | 99,458 | 397,611 | 0.99914 [b] | 7,720,521 | 77.6 |
| **5** | 0.00069 | 68 | 0.00014 | 99,369 | 496,675 | 0.99917 | 7,322,910 | 73.7 |
| **10** | 0.00096 | 96 | 0.00019 | 99,301 | 496,265 | 0.99821 | 6,826,235 | 68.7 |
| **15** | 0.00262 | 260 | 0.00052 | 99,205 | 495,376 | 0.99739 | 6,329,970 | 63.8 |
| **20** | 0.00260 | 257 | 0.00052 | 98,945 | 494,083 | 0.99703 | 5,834,594 | 59.0 |
| **25** | 0.00333 | 329 | 0.00067 | 98,688 | 492,618 | 0.99606 | 5,340,510 | 54.1 |
| **30** | 0.00455 | 447 | 0.00091 | 98,359 | 490,677 | 0.99500 | 4,847,892 | 49.3 |
| **35** | 0.00546 | 534 | 0.00109 | 97,912 | 488,223 | 0.99309 | 4,357,215 | 44.5 |
| **40** | 0.00838 | 816 | 0.00168 | 97,378 | 484,849 | 0.98809 | 3,868,991 | 39.7 |
| **45** | 0.01547 | 1,494 | 0.00312 | 96,562 | 479,076 | 0.98074 | 3,384,142 | 35.0 |
| **50** | 0.02312 | 2,198 | 0.00468 | 95,068 | 469,847 | 0.97053 | 2,905,067 | 30.6 |
| **55** | 0.03597 | 3,340 | 0.00732 | 92,870 | 456,002 | 0.95416 | 2,435,220 | 26.2 |
| **60** | 0.05609 | 5,021 | 0.01154 | 89,530 | 435,098 | 0.93261 | 1,979,218 | 22.1 |
| **65** | 0.07936 | 6,707 | 0.01653 | 84,509 | 405,778 | 0.90947 | 1,544,120 | 18.3 |
| **70** | 0.10265 | 7,986 | 0.02164 | 77,802 | 369,044 | 0.87756 | 1,138,342 | 14.6 |
| **75** | 0.14450 | 10,088 | 0.03115 | 69,816 | 323,857 | 0.57902 [c] | 769,298 | 11.0 |
| **80+** | 1.00000 | 59,727 | 0.13409 | 59,727 | 445,442 | - | 445,442 | 7.5 |
| **Lelaki** *Male* | | | | | | | | |
| **0** | 0.00559 | 559 | 0.00562 | 100,000 | 99,474 | 0.99403 [a] | 7,638,879 | 76.4 |
| **1** | 0.00094 | 93 | 0.00023 | 99,441 | 397,544 | 0.99909 [b] | 7,539,405 | 75.8 |
| **5** | 0.00070 | 69 | 0.00014 | 99,348 | 496,566 | 0.99907 | 7,141,862 | 71.9 |
| **10** | 0.00115 | 115 | 0.00023 | 99,279 | 496,106 | 0.99737 | 6,645,296 | 66.9 |
| **15** | 0.00410 | 407 | 0.00082 | 99,164 | 494,802 | 0.99617 | 6,149,190 | 62.0 |
| **20** | 0.00355 | 351 | 0.00071 | 98,757 | 492,908 | 0.99621 | 5,654,387 | 57.3 |
| **25** | 0.00402 | 396 | 0.00081 | 98,406 | 491,040 | 0.99506 | 5,161,480 | 52.5 |
| **30** | 0.00585 | 574 | 0.00117 | 98,010 | 488,616 | 0.99342 | 4,670,439 | 47.7 |
| **35** | 0.00731 | 713 | 0.00147 | 97,436 | 485,400 | 0.99068 | 4,181,823 | 42.9 |
| **40** | 0.01133 | 1,096 | 0.00228 | 96,724 | 480,879 | 0.98430 | 3,696,423 | 38.2 |
| **45** | 0.02012 | 1,924 | 0.00406 | 95,628 | 473,328 | 0.97580 | 3,215,544 | 33.6 |
| **50** | 0.02837 | 2,659 | 0.00576 | 93,704 | 461,871 | 0.96265 | 2,742,216 | 29.3 |
| **55** | 0.04659 | 4,241 | 0.00954 | 91,045 | 444,621 | 0.94351 | 2,280,345 | 25.0 |
| **60** | 0.06687 | 5,804 | 0.01384 | 86,803 | 419,506 | 0.91958 | 1,835,724 | 21.1 |
| **65** | 0.09494 | 7,690 | 0.01994 | 80,999 | 385,770 | 0.89412 | 1,416,217 | 17.5 |
| **70** | 0.11797 | 8,648 | 0.02507 | 73,309 | 344,923 | 0.86310 | 1,030,447 | 14.1 |
| **75** | 0.15836 | 10,240 | 0.03440 | 64,661 | 297,704 | 0.56573 [c] | 685,524 | 10.6 |
| **80+** | 1.00000 | 54,421 | 0.14033 | 54,421 | 387,820 | - | 387,820 | 7.1 |
| **Perempuan** *Female* | | | | | | | | |
| **0** | 0.00524 | 524 | 0.00526 | 100,000 | 99,511 | 0.99441 [a] | 8,035,014 | 80.4 |
| **1** | 0.00085 | 84 | 0.00021 | 99,476 | 397,695 | 0.99917 [b] | 7,935,504 | 79.8 |
| **5** | 0.00067 | 67 | 0.00013 | 99,392 | 496,792 | 0.99928 | 7,537,808 | 75.8 |
| **10** | 0.00076 | 76 | 0.00015 | 99,325 | 496,435 | 0.99912 | 7,041,016 | 70.9 |
| **15** | 0.00099 | 99 | 0.00020 | 99,249 | 495,999 | 0.99885 | 6,544,581 | 65.9 |
| **20** | 0.00130 | 129 | 0.00026 | 99,151 | 495,431 | 0.99821 | 6,048,582 | 61.0 |
| **25** | 0.00229 | 227 | 0.00046 | 99,022 | 494,542 | 0.99742 | 5,553,151 | 56.1 |
| **30** | 0.00286 | 283 | 0.00057 | 98,795 | 493,267 | 0.99685 | 5,058,609 | 51.2 |
| **35** | 0.00343 | 338 | 0.00069 | 98,512 | 491,715 | 0.99569 | 4,565,342 | 46.3 |
| **40** | 0.00520 | 511 | 0.00104 | 98,174 | 489,594 | 0.99233 | 4,073,627 | 41.5 |
| **45** | 0.01016 | 992 | 0.00204 | 97,663 | 485,838 | 0.98637 | 3,584,034 | 36.7 |
| **50** | 0.01714 | 1,657 | 0.00346 | 96,672 | 479,216 | 0.97926 | 3,098,196 | 32.0 |
| **55** | 0.02440 | 2,319 | 0.00494 | 95,015 | 469,277 | 0.96581 | 2,618,980 | 27.6 |
| **60** | 0.04421 | 4,098 | 0.00904 | 92,696 | 453,235 | 0.94676 | 2,149,703 | 23.2 |
| **65** | 0.06268 | 5,553 | 0.01294 | 88,598 | 429,106 | 0.92567 | 1,696,468 | 19.1 |
| **70** | 0.08676 | 7,205 | 0.01814 | 83,044 | 397,211 | 0.89162 | 1,267,362 | 15.3 |
| **75** | 0.13207 | 10,016 | 0.02828 | 75,840 | 354,159 | 0.59299 [c] | 870,151 | 11.5 |
| **80+** | 1.00000 | 65,824 | 0.12757 | 65,824 | 515,992 | - | 515,992 | 7.8 |

**Nota:** *Notes:*

[a] **Daripada umur 0 hingga kumpulan umur 1-4**
*From age of 0 to age group 1-4*

[b] **Daripada umur 0, kumpulan umur 1-4 hingga kumpulan umur 5-9**
*From age of 0, age group 1-4 to age group 5-9*

[c] **Daripada umur 75 hingga 80+**
*From age of 75 to 80+*

[e] **Anggaran**
*Estimates*

**Jadual 5.12.1: Jadual hayat ringkas mengikut jantina dan umur, Gombak, Selangor, 2026[e]**
*Table 5.12.1: Abridged life table by sex and age, Gombak, Selangor, 2026 [e]*

| Umur *Age* | Kebarangkalian mati di antara umur x dan umur x+n *Probability of dying between age x and age x+n* | Bilangan kematian di antara umur x dan umur x+n *Number of deaths between age x and age x+n* | Kadar tengah mortaliti di antara umur x dan umur x+n *Central mortality rate between age x and age x+n* | Penakat (orang yang masih hidup) pada umur tepat x *Survivors at exact age x* | Bilangan orang hidup-tahun di antara umur x dan umur x+n *Number of person-years lived between age x and age x+n* | Nisbah ketakatan *Survival ratio* | Jumlah bilangan orang hidup-tahun selepas umur tepat x *Total number of person-years lived after exact age x* | Jangkaan hayat *Life expectancy* |
|---|---|---|---|---|---|---|---|---|
| x | $_nq_x$ | $_nd_x$ | $_nm_x$ | $l_x$ | $_nL_x$ | $_nS_x$ | $T_x$ | $e_x$ |
| **Lelaki dan Perempuan** *Both sexes* | | | | | | | | |
| **0** | 0.00582 | 582 | 0.00585 | 100,000 | 99,457 | 0.99379 [a] | 7,814,012 | 78.1 |
| **1** | 0.00094 | 94 | 0.00024 | 99,418 | 397,438 | 0.99910 [b] | 7,714,555 | 77.6 |
| **5** | 0.00069 | 69 | 0.00014 | 99,324 | 496,448 | 0.99928 | 7,317,117 | 73.7 |
| **10** | 0.00075 | 75 | 0.00015 | 99,255 | 496,089 | 0.99866 | 6,820,669 | 68.7 |
| **15** | 0.00193 | 191 | 0.00039 | 99,181 | 495,425 | 0.99791 | 6,324,579 | 63.8 |
| **20** | 0.00225 | 223 | 0.00045 | 98,989 | 494,391 | 0.99722 | 5,829,154 | 58.9 |
| **25** | 0.00330 | 326 | 0.00066 | 98,767 | 493,019 | 0.99633 | 5,334,764 | 54.0 |
| **30** | 0.00403 | 397 | 0.00081 | 98,441 | 491,211 | 0.99547 | 4,841,745 | 49.2 |
| **35** | 0.00503 | 493 | 0.00101 | 98,044 | 488,987 | 0.99311 | 4,350,533 | 44.4 |
| **40** | 0.00876 | 855 | 0.00176 | 97,551 | 485,618 | 0.98795 | 3,861,546 | 39.6 |
| **45** | 0.01536 | 1,485 | 0.00310 | 96,696 | 479,767 | 0.98042 | 3,375,928 | 34.9 |
| **50** | 0.02386 | 2,271 | 0.00483 | 95,211 | 470,375 | 0.97106 | 2,896,161 | 30.4 |
| **55** | 0.03414 | 3,173 | 0.00695 | 92,939 | 456,764 | 0.95230 | 2,425,786 | 26.1 |
| **60** | 0.06174 | 5,542 | 0.01274 | 89,766 | 434,976 | 0.93092 | 1,969,022 | 21.9 |
| **65** | 0.07690 | 6,477 | 0.01599 | 84,224 | 404,929 | 0.90905 | 1,534,046 | 18.2 |
| **70** | 0.10617 | 8,255 | 0.02243 | 77,748 | 368,101 | 0.87389 | 1,129,117 | 14.5 |
| **75** | 0.14840 | 10,313 | 0.03206 | 69,493 | 321,681 | 0.57730 [c] | 761,016 | 11.0 |
| **80+** | 1.00000 | 59,180 | 0.13470 | 59,180 | 439,335 | - | 439,335 | 7.4 |
| **Lelaki** *Male* | | | | | | | | |
| **0** | 0.00716 | 716 | 0.00721 | 100,000 | 99,329 | 0.99270 [a] | 7,601,654 | 76.0 |
| **1** | 0.00050 | 49 | 0.00012 | 99,284 | 397,019 | 0.99918 [b] | 7,502,325 | 75.6 |
| **5** | 0.00094 | 93 | 0.00019 | 99,235 | 495,940 | 0.99927 | 7,105,306 | 71.6 |
| **10** | 0.00053 | 52 | 0.00011 | 99,141 | 495,577 | 0.99831 | 6,609,366 | 66.7 |
| **15** | 0.00285 | 282 | 0.00057 | 99,089 | 494,741 | 0.99708 | 6,113,790 | 61.7 |
| **20** | 0.00299 | 295 | 0.00060 | 98,807 | 493,298 | 0.99653 | 5,619,048 | 56.9 |
| **25** | 0.00396 | 390 | 0.00079 | 98,512 | 491,585 | 0.99528 | 5,125,750 | 52.0 |
| **30** | 0.00549 | 539 | 0.00110 | 98,122 | 489,263 | 0.99373 | 4,634,165 | 47.2 |
| **35** | 0.00705 | 688 | 0.00141 | 97,583 | 486,196 | 0.99041 | 4,144,902 | 42.5 |
| **40** | 0.01214 | 1,177 | 0.00244 | 96,895 | 481,535 | 0.98300 | 3,658,705 | 37.8 |
| **45** | 0.02191 | 2,097 | 0.00443 | 95,719 | 473,350 | 0.97420 | 3,177,170 | 33.2 |
| **50** | 0.02978 | 2,788 | 0.00605 | 93,621 | 461,136 | 0.96309 | 2,703,821 | 28.9 |
| **55** | 0.04425 | 4,019 | 0.00905 | 90,833 | 444,117 | 0.94029 | 2,242,685 | 24.7 |
| **60** | 0.07589 | 6,588 | 0.01578 | 86,814 | 417,598 | 0.91646 | 1,798,568 | 20.7 |
| **65** | 0.09182 | 7,366 | 0.01925 | 80,225 | 382,712 | 0.89058 | 1,380,970 | 17.2 |
| **70** | 0.12881 | 9,385 | 0.02754 | 72,859 | 340,834 | 0.85047 | 998,258 | 13.7 |
| **75** | 0.17331 | 11,001 | 0.03795 | 63,474 | 289,869 | 0.55908 [c] | 657,424 | 10.4 |
| **80+** | 1.00000 | 52,473 | 0.14276 | 52,473 | 367,555 | - | 367,555 | 7.0 |
| **Perempuan** *Female* | | | | | | | | |
| **0** | 0.00441 | 441 | 0.00443 | 100,000 | 99,587 | 0.99494 [a] | 8,059,975 | 80.6 |
| **1** | 0.00142 | 142 | 0.00036 | 99,559 | 397,885 | 0.99901 [b] | 7,960,388 | 80.0 |
| **5** | 0.00043 | 43 | 0.00009 | 99,417 | 496,980 | 0.99929 | 7,562,503 | 76.1 |
| **10** | 0.00100 | 99 | 0.00020 | 99,375 | 496,626 | 0.99904 | 7,065,523 | 71.1 |
| **15** | 0.00093 | 92 | 0.00019 | 99,276 | 496,148 | 0.99886 | 6,568,897 | 66.2 |
| **20** | 0.00135 | 134 | 0.00027 | 99,184 | 495,584 | 0.99810 | 6,072,748 | 61.2 |
| **25** | 0.00245 | 242 | 0.00049 | 99,050 | 494,644 | 0.99760 | 5,577,165 | 56.3 |
| **30** | 0.00234 | 231 | 0.00047 | 98,808 | 493,459 | 0.99735 | 5,082,521 | 51.4 |
| **35** | 0.00296 | 292 | 0.00059 | 98,576 | 492,150 | 0.99588 | 4,589,062 | 46.6 |
| **40** | 0.00527 | 518 | 0.00106 | 98,284 | 490,124 | 0.99331 | 4,096,912 | 41.7 |
| **45** | 0.00812 | 794 | 0.00163 | 97,766 | 486,843 | 0.98732 | 3,606,788 | 36.9 |
| **50** | 0.01728 | 1,675 | 0.00349 | 96,971 | 480,669 | 0.97970 | 3,119,945 | 32.2 |
| **55** | 0.02337 | 2,227 | 0.00473 | 95,296 | 470,914 | 0.96523 | 2,639,276 | 27.7 |
| **60** | 0.04644 | 4,323 | 0.00951 | 93,069 | 454,540 | 0.94632 | 2,168,363 | 23.3 |
| **65** | 0.06127 | 5,438 | 0.01264 | 88,747 | 430,140 | 0.92807 | 1,713,822 | 19.3 |
| **70** | 0.08329 | 6,939 | 0.01738 | 83,309 | 399,198 | 0.89611 | 1,283,683 | 15.4 |
| **75** | 0.12635 | 9,650 | 0.02697 | 76,370 | 357,726 | 0.59555 [c] | 884,485 | 11.6 |
| **80+** | 1.00000 | 66,720 | 0.12666 | 66,720 | 526,759 | - | 526,759 | 7.9 |

**Nota:** *Notes:*
[a] **Daripada umur 0 hingga kumpulan umur 1-4** *From age of 0 to age group 1-4*
[b] **Daripada umur 0, kumpulan umur 1-4 hingga kumpulan umur 5-9** *From age of 0, age group 1-4 to age group 5-9*
[c] **Daripada umur 75 hingga 80+** *From age of 75 to 80+*
[e] **Anggaran** *Estimates*

**Jadual 5.12.2: Jadual hayat ringkas mengikut jantina dan umur, Klang, Selangor, 2026[e]**

*Table 5.12.2: Abridged life table by sex and age, Klang, Selangor, 2026 [e]*

| **Umur** *Age* | **Kebarangkalian mati di antara umur x dan umur x+n** *Probability of dying between age x and age x+n* | **Bilangan kematian di antara umur x dan umur x+n** *Number of deaths between age x and age x+n* | **Kadar tengah mortaliti di antara umur x dan umur x+n** *Central mortality rate between age x and age x+n* | **Penakat (orang yang masih hidup) pada umur tepat x** *Survivors at exact age x* | **Bilangan orang hidup-tahun di antara umur x dan umur x+n** *Number of person-years lived between age x and age x+n* | **Nisbah ketakatan** *Survival ratio* | **Jumlah bilangan orang hidup-tahun selepas umur tepat x** *Total number of person-years lived after exact age x* | **Jangkaan hayat** *Life expectancy* |
|---|---|---|---|---|---|---|---|---|
| **x** | $_nq_x$ | $_nd_x$ | $_nm_x$ | $l_x$ | $_nL_x$ | $_nS_x$ | $T_x$ | $e_x$ |
| **Lelaki dan Perempuan** *Both sexes* | | | | | | | | |
| **0** | 0.00546 | 546 | 0.00549 | 100,000 | 99,490 | 0.99405 [a] | 7,746,748 | 77.5 |
| **1** | 0.00114 | 113 | 0.00029 | 99,454 | 397,534 | 0.99902 [b] | 7,647,258 | 76.9 |
| **5** | 0.00066 | 66 | 0.00013 | 99,341 | 496,538 | 0.99920 | 7,249,724 | 73.0 |
| **10** | 0.00094 | 93 | 0.00019 | 99,275 | 496,141 | 0.99810 | 6,753,186 | 68.0 |
| **15** | 0.00286 | 283 | 0.00057 | 99,181 | 495,198 | 0.99693 | 6,257,045 | 63.1 |
| **20** | 0.00329 | 325 | 0.00066 | 98,898 | 493,676 | 0.99673 | 5,761,847 | 58.3 |
| **25** | 0.00325 | 320 | 0.00065 | 98,572 | 492,062 | 0.99583 | 5,268,171 | 53.4 |
| **30** | 0.00509 | 500 | 0.00102 | 98,252 | 490,011 | 0.99458 | 4,776,109 | 48.6 |
| **35** | 0.00575 | 562 | 0.00115 | 97,752 | 487,355 | 0.99212 | 4,286,098 | 43.8 |
| **40** | 0.01002 | 974 | 0.00202 | 97,190 | 483,514 | 0.98560 | 3,798,743 | 39.1 |
| **45** | 0.01883 | 1,812 | 0.00380 | 96,216 | 476,550 | 0.97659 | 3,315,228 | 34.5 |
| **50** | 0.02808 | 2,651 | 0.00570 | 94,404 | 465,393 | 0.96690 | 2,838,679 | 30.1 |
| **55** | 0.03825 | 3,510 | 0.00780 | 91,753 | 449,990 | 0.95030 | 2,373,286 | 25.9 |
| **60** | 0.06160 | 5,436 | 0.01271 | 88,243 | 427,625 | 0.92877 | 1,923,296 | 21.8 |
| **65** | 0.08150 | 6,749 | 0.01699 | 82,807 | 397,163 | 0.90612 | 1,495,671 | 18.1 |
| **70** | 0.10735 | 8,165 | 0.02269 | 76,058 | 359,879 | 0.87331 | 1,098,507 | 14.4 |
| **75** | 0.14835 | 10,072 | 0.03205 | 67,893 | 314,286 | 0.57450 [c] | 738,629 | 10.9 |
| **80+** | 1.00000 | 57,821 | 0.13626 | 57,821 | 424,342 | - | 424,342 | 7.3 |
| **Lelaki** *Male* | | | | | | | | |
| **0** | 0.00546 | 546 | 0.00549 | 100,000 | 99,485 | 0.99386 [a] | 7,580,879 | 75.8 |
| **1** | 0.00158 | 157 | 0.00039 | 99,454 | 397,444 | 0.99881 [b] | 7,481,394 | 75.2 |
| **5** | 0.00058 | 57 | 0.00012 | 99,297 | 496,340 | 0.99905 | 7,083,950 | 71.3 |
| **10** | 0.00132 | 131 | 0.00026 | 99,239 | 495,869 | 0.99717 | 6,587,610 | 66.4 |
| **15** | 0.00433 | 430 | 0.00087 | 99,108 | 494,468 | 0.99557 | 6,091,741 | 61.5 |
| **20** | 0.00453 | 447 | 0.00091 | 98,679 | 492,277 | 0.99608 | 5,597,273 | 56.7 |
| **25** | 0.00332 | 326 | 0.00066 | 98,232 | 490,345 | 0.99539 | 5,104,996 | 52.0 |
| **30** | 0.00592 | 579 | 0.00119 | 97,906 | 488,082 | 0.99310 | 4,614,651 | 47.1 |
| **35** | 0.00789 | 768 | 0.00158 | 97,327 | 484,714 | 0.98922 | 4,126,569 | 42.4 |
| **40** | 0.01370 | 1,322 | 0.00276 | 96,559 | 479,488 | 0.98137 | 3,641,855 | 37.7 |
| **45** | 0.02363 | 2,251 | 0.00478 | 95,236 | 470,555 | 0.97138 | 3,162,367 | 33.2 |
| **50** | 0.03372 | 3,136 | 0.00686 | 92,985 | 457,089 | 0.96005 | 2,691,813 | 28.9 |
| **55** | 0.04640 | 4,169 | 0.00950 | 89,850 | 438,826 | 0.93964 | 2,234,724 | 24.9 |
| **60** | 0.07500 | 6,426 | 0.01558 | 85,681 | 412,338 | 0.91425 | 1,795,898 | 21.0 |
| **65** | 0.09738 | 7,718 | 0.02047 | 79,255 | 376,978 | 0.89453 | 1,383,560 | 17.5 |
| **70** | 0.11444 | 8,187 | 0.02428 | 71,537 | 337,217 | 0.86574 | 1,006,582 | 14.1 |
| **75** | 0.15664 | 9,923 | 0.03399 | 63,350 | 291,944 | 0.56385 [c] | 669,364 | 10.6 |
| **80+** | 1.00000 | 53,427 | 0.14156 | 53,427 | 377,421 | - | 377,421 | 7.1 |
| **Perempuan** *Female* | | | | | | | | |
| **0** | 0.00546 | 546 | 0.00549 | 100,000 | 99,490 | 0.99429 [a] | 7,951,625 | 79.5 |
| **1** | 0.00066 | 66 | 0.00017 | 99,454 | 397,653 | 0.99922 [b] | 7,852,134 | 79.0 |
| **5** | 0.00075 | 75 | 0.00015 | 99,388 | 496,755 | 0.99936 | 7,454,481 | 75.0 |
| **10** | 0.00053 | 52 | 0.00011 | 99,314 | 496,438 | 0.99915 | 6,957,726 | 70.1 |
| **15** | 0.00117 | 116 | 0.00023 | 99,261 | 496,017 | 0.99877 | 6,461,288 | 65.1 |
| **20** | 0.00129 | 128 | 0.00026 | 99,146 | 495,409 | 0.99780 | 5,965,271 | 60.2 |
| **25** | 0.00312 | 309 | 0.00062 | 99,018 | 494,318 | 0.99652 | 5,469,862 | 55.2 |
| **30** | 0.00385 | 380 | 0.00077 | 98,709 | 492,597 | 0.99651 | 4,975,544 | 50.4 |
| **35** | 0.00314 | 309 | 0.00063 | 98,330 | 490,877 | 0.99555 | 4,482,947 | 45.6 |
| **40** | 0.00576 | 565 | 0.00116 | 98,021 | 488,693 | 0.99062 | 3,992,070 | 40.7 |
| **45** | 0.01302 | 1,269 | 0.00262 | 97,456 | 484,109 | 0.98280 | 3,503,377 | 35.9 |
| **50** | 0.02143 | 2,061 | 0.00433 | 96,188 | 475,785 | 0.97473 | 3,019,268 | 31.4 |
| **55** | 0.02919 | 2,747 | 0.00592 | 94,126 | 463,764 | 0.96230 | 2,543,483 | 27.0 |
| **60** | 0.04647 | 4,247 | 0.00952 | 91,379 | 446,279 | 0.94479 | 2,079,719 | 22.8 |
| **65** | 0.06437 | 5,609 | 0.01330 | 87,132 | 421,640 | 0.91847 | 1,633,440 | 18.7 |
| **70** | 0.09988 | 8,143 | 0.02103 | 81,524 | 387,262 | 0.88081 | 1,211,799 | 14.9 |
| **75** | 0.14065 | 10,321 | 0.03026 | 73,381 | 341,103 | 0.58631 [c] | 824,537 | 11.2 |
| **80+** | 1.00000 | 63,060 | 0.13044 | 63,060 | 483,435 | - | 483,435 | 7.7 |

**Nota:** *Notes:*

[a] **Daripada umur 0 hingga kumpulan umur 1-4**
*From age of 0 to age group 1-4*

[b] **Daripada umur 0, kumpulan umur 1-4 hingga kumpulan umur 5-9**
*From age of 0, age group 1-4 to age group 5-9*

[c] **Daripada umur 75 hingga 80+**
*From age of 75 to 80+*

[e] **Anggaran**
*Estimates*

**Jadual 5.12.3: Jadual hayat ringkas mengikut jantina dan umur, Kuala Langat, Selangor, 2026[e]**

*Table 5.12.3: Abridged life table by sex and age, Kuala Langat, Selangor, 2026 [e]*

| **Umur** *Age* | **Kebarangkalian mati di antara umur x dan umur x+n** *Probability of dying between age x and age x+n* | **Bilangan kematian di antara umur x dan umur x+n** *Number of deaths between age x and age x+n* | **Kadar tengah mortaliti di antara umur x dan umur x+n** *Central mortality rate between age x and age x+n* | **Penakat (orang yang masih hidup) pada umur tepat x** *Survivors at exact age x* | **Bilangan orang hidup-tahun di antara umur x dan umur x+n** *Number of person-years lived between age x and age x+n* | **Nisbah ketakatan** *Survival ratio* | **Jumlah bilangan orang hidup-tahun selepas umur tepat x** *Total number of person-years lived after exact age x* | **Jangkaan hayat** *Life expectancy* |
|---|---|---|---|---|---|---|---|---|
| **x** | $_nq_x$ | $_nd_x$ | $_nm_x$ | $l_x$ | $_nL_x$ | $_nS_x$ | $T_x$ | $e_x$ |
| **Lelaki dan Perempuan** *Both sexes* | | | | | | | | |
| **0** | 0.00606 | 606 | 0.00609 | 100,000 | 99,436 | 0.99359 [a] | 7,485,969 | 74.9 |
| **1** | 0.00088 | 87 | 0.00022 | 99,394 | 397,360 | 0.99928 [b] | 7,386,534 | 74.3 |
| **5** | 0.00038 | 38 | 0.00008 | 99,307 | 496,440 | 0.99870 | 6,989,174 | 70.4 |
| **10** | 0.00221 | 220 | 0.00044 | 99,269 | 495,796 | 0.99616 | 6,492,733 | 65.4 |
| **15** | 0.00547 | 542 | 0.00110 | 99,049 | 493,892 | 0.99488 | 5,996,937 | 60.5 |
| **20** | 0.00476 | 469 | 0.00096 | 98,507 | 491,364 | 0.99442 | 5,503,045 | 55.9 |
| **25** | 0.00639 | 626 | 0.00128 | 98,038 | 488,625 | 0.99306 | 5,011,681 | 51.1 |
| **30** | 0.00750 | 731 | 0.00151 | 97,412 | 485,232 | 0.99156 | 4,523,056 | 46.4 |
| **35** | 0.00940 | 908 | 0.00189 | 96,681 | 481,135 | 0.98951 | 4,037,824 | 41.8 |
| **40** | 0.01160 | 1,111 | 0.00233 | 95,773 | 476,085 | 0.98549 | 3,556,689 | 37.1 |
| **45** | 0.01746 | 1,653 | 0.00352 | 94,661 | 469,176 | 0.97749 | 3,080,604 | 32.5 |
| **50** | 0.02765 | 2,572 | 0.00561 | 93,009 | 458,614 | 0.95930 | 2,611,428 | 28.1 |
| **55** | 0.05411 | 4,894 | 0.01112 | 90,437 | 439,949 | 0.93412 | 2,152,814 | 23.8 |
| **60** | 0.07831 | 6,699 | 0.01630 | 85,543 | 410,967 | 0.90573 | 1,712,865 | 20.0 |
| **65** | 0.11158 | 8,797 | 0.02363 | 78,844 | 372,226 | 0.87560 | 1,301,898 | 16.5 |
| **70** | 0.13884 | 9,725 | 0.02984 | 70,047 | 325,920 | 0.83723 | 929,673 | 13.3 |
| **75** | 0.19056 | 11,495 | 0.04213 | 60,322 | 272,871 | 0.54804 [c] | 603,752 | 10.0 |
| **80+** | 1.00000 | 48,827 | 0.14757 | 48,827 | 330,882 | - | 330,882 | 6.8 |
| **Lelaki** *Male* | | | | | | | | |
| **0** | 0.00676 | 676 | 0.00680 | 100,000 | 99,366 | 0.99316 [a] | 7,277,668 | 72.8 |
| **1** | 0.00034 | 33 | 0.00008 | 99,324 | 397,216 | 0.99937 [b] | 7,178,303 | 72.3 |
| **5** | 0.00074 | 73 | 0.00015 | 99,290 | 496,269 | 0.99827 | 6,781,086 | 68.3 |
| **10** | 0.00272 | 270 | 0.00054 | 99,217 | 495,410 | 0.99377 | 6,284,818 | 63.3 |
| **15** | 0.00975 | 964 | 0.00196 | 98,947 | 492,325 | 0.99114 | 5,789,407 | 58.5 |
| **20** | 0.00796 | 780 | 0.00160 | 97,983 | 487,964 | 0.99123 | 5,297,082 | 54.1 |
| **25** | 0.00958 | 931 | 0.00192 | 97,203 | 483,686 | 0.98972 | 4,809,118 | 49.5 |
| **30** | 0.01099 | 1,058 | 0.00221 | 96,272 | 478,713 | 0.98810 | 4,325,432 | 44.9 |
| **35** | 0.01281 | 1,219 | 0.00258 | 95,213 | 473,018 | 0.98503 | 3,846,719 | 40.4 |
| **40** | 0.01716 | 1,613 | 0.00346 | 93,994 | 465,938 | 0.97928 | 3,373,701 | 35.9 |
| **45** | 0.02434 | 2,249 | 0.00493 | 92,381 | 456,283 | 0.97431 | 2,907,763 | 31.5 |
| **50** | 0.02707 | 2,440 | 0.00549 | 90,132 | 444,560 | 0.95276 | 2,451,480 | 27.2 |
| **55** | 0.06796 | 5,959 | 0.01407 | 87,692 | 423,561 | 0.91807 | 2,006,920 | 22.9 |
| **60** | 0.09693 | 7,922 | 0.02037 | 81,732 | 388,857 | 0.89159 | 1,583,358 | 19.4 |
| **65** | 0.12112 | 8,940 | 0.02579 | 73,810 | 346,702 | 0.86858 | 1,194,501 | 16.2 |
| **70** | 0.14314 | 9,285 | 0.03083 | 64,870 | 301,138 | 0.83575 | 847,799 | 13.1 |
| **75** | 0.18889 | 10,499 | 0.04172 | 55,585 | 251,675 | 0.53961 [c] | 546,661 | 9.8 |
| **80+** | 1.00000 | 45,085 | 0.15284 | 45,085 | 294,986 | - | 294,986 | 6.5 |
| **Perempuan** *Female* | | | | | | | | |
| **0** | 0.00529 | 529 | 0.00532 | 100,000 | 99,506 | 0.99405 [a] | 7,730,772 | 77.3 |
| **1** | 0.00148 | 147 | 0.00037 | 99,471 | 397,519 | 0.99919 [b] | 7,631,266 | 76.7 |
| **5** | 0.00000 | - | 0.00000 | 99,324 | 496,620 | 0.99917 | 7,233,748 | 72.8 |
| **10** | 0.00167 | 166 | 0.00033 | 99,324 | 496,206 | 0.99871 | 6,737,128 | 67.8 |
| **15** | 0.00091 | 90 | 0.00018 | 99,158 | 495,567 | 0.99912 | 6,240,922 | 62.9 |
| **20** | 0.00085 | 84 | 0.00017 | 99,068 | 495,132 | 0.99843 | 5,745,355 | 58.0 |
| **25** | 0.00228 | 226 | 0.00046 | 98,984 | 494,357 | 0.99712 | 5,250,223 | 53.0 |
| **30** | 0.00348 | 344 | 0.00070 | 98,758 | 492,931 | 0.99531 | 4,755,866 | 48.2 |
| **35** | 0.00590 | 581 | 0.00118 | 98,414 | 490,619 | 0.99416 | 4,262,934 | 43.3 |
| **40** | 0.00577 | 565 | 0.00116 | 97,833 | 487,754 | 0.99225 | 3,772,315 | 38.6 |
| **45** | 0.00973 | 946 | 0.00196 | 97,268 | 483,977 | 0.98103 | 3,284,561 | 33.8 |
| **50** | 0.02830 | 2,726 | 0.00574 | 96,322 | 474,797 | 0.96636 | 2,800,585 | 29.1 |
| **55** | 0.03913 | 3,663 | 0.00798 | 93,597 | 458,827 | 0.95159 | 2,325,788 | 24.8 |
| **60** | 0.05806 | 5,221 | 0.01196 | 89,934 | 436,617 | 0.92085 | 1,866,961 | 20.8 |
| **65** | 0.10153 | 8,601 | 0.02139 | 84,713 | 402,060 | 0.88299 | 1,430,344 | 16.9 |
| **70** | 0.13425 | 10,218 | 0.02878 | 76,111 | 355,013 | 0.83892 | 1,028,284 | 13.5 |
| **75** | 0.19208 | 12,657 | 0.04250 | 65,894 | 297,827 | 0.55764 [c] | 673,271 | 10.2 |
| **80+** | 1.00000 | 53,237 | 0.14180 | 53,237 | 375,444 | - | 375,444 | 7.1 |

**Nota:** *Notes:*

[a] **Daripada umur 0 hingga kumpulan umur 1-4**
*From age of 0 to age group 1-4*

[b] **Daripada umur 0, kumpulan umur 1-4 hingga kumpulan umur 5-9**
*From age of 0, age group 1-4 to age group 5-9*

[c] **Daripada umur 75 hingga 80+**
*From age of 75 to 80+*

[e] **Anggaran**
*Estimates*

**Jadual 5.12.4: Jadual hayat ringkas mengikut jantina dan umur, Kuala Selangor, Selangor, 2026[e]**

*Table 5.12.4: Abridged life table by sex and age, Kuala Selangor, Selangor, 2026 [e]*

| **Umur** *Age* | **Kebarangkalian mati di antara umur x dan umur x+n** *Probability of dying between age x and age x+n* | **Bilangan kematian di antara umur x dan umur x+n** *Number of deaths between age x and age x+n* | **Kadar tengah mortaliti di antara umur x dan umur x+n** *Central mortality rate between age x and age x+n* | **Penakat (orang yang masih hidup) pada umur tepat x** *Survivors at exact age x* | **Bilangan orang hidup-tahun di antara umur x dan umur x+n** *Number of person-years lived between age x and age x+n* | **Nisbah ketakatan** *Survival ratio* | **Jumlah bilangan orang hidup-tahun selepas umur tepat x** *Total number of person-years lived after exact age x* | **Jangkaan hayat** *Life expectancy* |
|---|---|---|---|---|---|---|---|---|
| **x** | $_nq_x$ | $_nd_x$ | $_nm_x$ | $l_x$ | $_nL_x$ | $_nS_x$ | $T_x$ | $e_x$ |
| **Lelaki dan Perempuan** *Both sexes* | | | | | | | | |
| **0** | 0.00527 | 527 | 0.00530 | 100,000 | 99,507 | 0.99450 [a] | 7,537,448 | 75.4 |
| **1** | 0.00061 | 60 | 0.00015 | 99,473 | 397,741 | 0.99918 [b] | 7,437,940 | 74.8 |
| **5** | 0.00089 | 89 | 0.00018 | 99,412 | 496,839 | 0.99902 | 7,040,200 | 70.8 |
| **10** | 0.00107 | 106 | 0.00021 | 99,323 | 496,353 | 0.99782 | 6,543,361 | 65.9 |
| **15** | 0.00330 | 328 | 0.00066 | 99,218 | 495,269 | 0.99592 | 6,047,008 | 60.9 |
| **20** | 0.00487 | 481 | 0.00098 | 98,890 | 493,246 | 0.99495 | 5,551,739 | 56.1 |
| **25** | 0.00524 | 516 | 0.00105 | 98,409 | 490,753 | 0.99369 | 5,058,493 | 51.4 |
| **30** | 0.00739 | 724 | 0.00148 | 97,893 | 487,655 | 0.99236 | 4,567,740 | 46.7 |
| **35** | 0.00788 | 766 | 0.00158 | 97,169 | 483,931 | 0.99084 | 4,080,086 | 42.0 |
| **40** | 0.01045 | 1,007 | 0.00210 | 96,403 | 479,498 | 0.98489 | 3,596,155 | 37.3 |
| **45** | 0.01983 | 1,891 | 0.00400 | 95,396 | 472,251 | 0.97474 | 3,116,657 | 32.7 |
| **50** | 0.03081 | 2,881 | 0.00626 | 93,505 | 460,321 | 0.95541 | 2,644,406 | 28.3 |
| **55** | 0.05882 | 5,330 | 0.01212 | 90,624 | 439,794 | 0.93579 | 2,184,085 | 24.1 |
| **60** | 0.06994 | 5,966 | 0.01450 | 85,294 | 411,555 | 0.91597 | 1,744,292 | 20.5 |
| **65** | 0.09918 | 7,867 | 0.02087 | 79,328 | 376,972 | 0.88276 | 1,332,737 | 16.8 |
| **70** | 0.13729 | 9,811 | 0.02948 | 71,461 | 332,777 | 0.83960 | 955,765 | 13.4 |
| **75** | 0.18720 | 11,541 | 0.04131 | 61,650 | 279,398 | 0.55152 [c] | 622,988 | 10.1 |
| **80+** | 1.00000 | 50,109 | 0.14584 | 50,109 | 343,590 | - | 343,590 | 6.9 |
| **Lelaki** *Male* | | | | | | | | |
| **0** | 0.00500 | 500 | 0.00503 | 100,000 | 99,528 | 0.99487 [a] | 7,284,184 | 72.8 |
| **1** | 0.00039 | 39 | 0.00010 | 99,500 | 397,908 | 0.99927 [b] | 7,184,655 | 72.2 |
| **5** | 0.00094 | 94 | 0.00019 | 99,461 | 497,072 | 0.99891 | 6,786,747 | 68.2 |
| **10** | 0.00124 | 124 | 0.00025 | 99,368 | 496,529 | 0.99664 | 6,289,675 | 63.3 |
| **15** | 0.00547 | 543 | 0.00110 | 99,244 | 494,863 | 0.99377 | 5,793,147 | 58.4 |
| **20** | 0.00700 | 691 | 0.00140 | 98,701 | 491,779 | 0.99336 | 5,298,284 | 53.7 |
| **25** | 0.00627 | 615 | 0.00126 | 98,010 | 488,515 | 0.99231 | 4,806,505 | 49.0 |
| **30** | 0.00911 | 888 | 0.00183 | 97,396 | 484,759 | 0.99023 | 4,317,990 | 44.3 |
| **35** | 0.01043 | 1,007 | 0.00210 | 96,508 | 480,023 | 0.98737 | 3,833,231 | 39.7 |
| **40** | 0.01485 | 1,418 | 0.00299 | 95,501 | 473,960 | 0.97763 | 3,353,207 | 35.1 |
| **45** | 0.03001 | 2,824 | 0.00609 | 94,083 | 463,356 | 0.96442 | 2,879,247 | 30.6 |
| **50** | 0.04131 | 3,770 | 0.00844 | 91,259 | 446,871 | 0.93960 | 2,415,891 | 26.5 |
| **55** | 0.08030 | 7,026 | 0.01673 | 87,489 | 419,882 | 0.91595 | 1,969,020 | 22.5 |
| **60** | 0.08813 | 7,091 | 0.01844 | 80,464 | 384,589 | 0.89859 | 1,549,138 | 19.3 |
| **65** | 0.11597 | 8,509 | 0.02462 | 73,372 | 345,589 | 0.86513 | 1,164,548 | 15.9 |
| **70** | 0.15625 | 10,135 | 0.03390 | 64,863 | 298,979 | 0.81713 | 818,960 | 12.6 |
| **75** | 0.21442 | 11,735 | 0.04803 | 54,728 | 244,304 | 0.53017 [c] | 519,981 | 9.5 |
| **80+** | 1.00000 | 42,993 | 0.15596 | 42,993 | 275,676 | - | 275,676 | 6.4 |
| **Perempuan** *Female* | | | | | | | | |
| **0** | 0.00558 | 558 | 0.00561 | 100,000 | 99,480 | 0.99408 [a] | 7,830,578 | 78.3 |
| **1** | 0.00085 | 84 | 0.00021 | 99,442 | 397,560 | 0.99907 [b] | 7,731,098 | 77.7 |
| **5** | 0.00085 | 84 | 0.00017 | 99,358 | 496,580 | 0.99914 | 7,333,538 | 73.8 |
| **10** | 0.00088 | 87 | 0.00018 | 99,274 | 496,151 | 0.99907 | 6,836,958 | 68.9 |
| **15** | 0.00098 | 97 | 0.00020 | 99,187 | 495,691 | 0.99838 | 6,340,807 | 63.9 |
| **20** | 0.00226 | 224 | 0.00045 | 99,090 | 494,889 | 0.99693 | 5,845,116 | 59.0 |
| **25** | 0.00388 | 384 | 0.00078 | 98,866 | 493,370 | 0.99535 | 5,350,227 | 54.1 |
| **30** | 0.00543 | 535 | 0.00109 | 98,482 | 491,074 | 0.99458 | 4,856,857 | 49.3 |
| **35** | 0.00540 | 529 | 0.00108 | 97,948 | 488,414 | 0.99425 | 4,365,783 | 44.6 |
| **40** | 0.00609 | 594 | 0.00122 | 97,418 | 485,607 | 0.99250 | 3,877,368 | 39.8 |
| **45** | 0.00891 | 862 | 0.00179 | 96,825 | 481,966 | 0.98582 | 3,391,762 | 35.0 |
| **50** | 0.01950 | 1,871 | 0.00394 | 95,962 | 475,132 | 0.97207 | 2,909,795 | 30.3 |
| **55** | 0.03653 | 3,437 | 0.00744 | 94,091 | 461,861 | 0.95628 | 2,434,663 | 25.9 |
| **60** | 0.05118 | 4,640 | 0.01051 | 90,654 | 441,669 | 0.93362 | 1,972,802 | 21.8 |
| **65** | 0.08241 | 7,088 | 0.01719 | 86,014 | 412,350 | 0.90021 | 1,531,132 | 17.8 |
| **70** | 0.11874 | 9,372 | 0.02525 | 78,926 | 371,201 | 0.86026 | 1,118,783 | 14.2 |
| **75** | 0.16356 | 11,377 | 0.03563 | 69,554 | 319,330 | 0.57285 [c] | 747,582 | 10.7 |
| **80+** | 1.00000 | 58,178 | 0.13585 | 58,178 | 428,252 | - | 428,252 | 7.4 |

**Nota:** *Notes:*

[a] **Daripada umur 0 hingga kumpulan umur 1-4**
*From age of 0 to age group 1-4*

[b] **Daripada umur 0, kumpulan umur 1-4 hingga kumpulan umur 5-9**
*From age of 0, age group 1-4 to age group 5-9*

[c] **Daripada umur 75 hingga 80+**
*From age of 75 to 80+*

[e] **Anggaran**
*Estimates*

**Jadual 5.12.5: Jadual hayat ringkas mengikut jantina dan umur, Petaling, Selangor, 2026[e]**
*Table 5.12.5: Abridged life table by sex and age, Petaling, Selangor, 2026 [e]*

| Umur *Age* | Kebarangkalian mati di antara umur x dan umur x+n *Probability of dying between age x and age x+n* | Bilangan kematian di antara umur x dan umur x+n *Number of deaths between age x and age x+n* | Kadar tengah mortaliti di antara umur x dan umur x+n *Central mortality rate between age x and age x+n* | Penakat (orang yang masih hidup) pada umur tepat x *Survivors at exact age x* | Bilangan orang hidup-tahun di antara umur x dan umur x+n *Number of person-years lived between age x and age x+n* | Nisbah ketakatan *Survival ratio* | Jumlah bilangan orang hidup-tahun selepas umur tepat x *Total number of person-years lived after exact age x* | Jangkaan hayat *Life expectancy* |
|---|---|---|---|---|---|---|---|---|
| x | $_nq_x$ | $_nd_x$ | $_nm_x$ | $l_x$ | $_nL_x$ | $_nS_x$ | $T_x$ | $e_x$ |
| **Lelaki dan Perempuan** *Both sexes* | | | | | | | | |
| **0** | 0.00500 | 500 | 0.00502 | 100,000 | 99,533 | 0.99457 [a] | 8,024,987 | 80.2 |
| **1** | 0.00100 | 100 | 0.00025 | 99,500 | 397,754 | 0.99914 [b] | 7,925,454 | 79.7 |
| **5** | 0.00059 | 58 | 0.00012 | 99,401 | 496,858 | 0.99930 | 7,527,701 | 75.7 |
| **10** | 0.00081 | 81 | 0.00016 | 99,342 | 496,511 | 0.99861 | 7,030,843 | 70.8 |
| **15** | 0.00197 | 196 | 0.00040 | 99,262 | 495,819 | 0.99819 | 6,534,332 | 65.8 |
| **20** | 0.00165 | 164 | 0.00033 | 99,066 | 494,919 | 0.99789 | 6,038,513 | 61.0 |
| **25** | 0.00256 | 253 | 0.00051 | 98,902 | 493,876 | 0.99700 | 5,543,594 | 56.1 |
| **30** | 0.00344 | 340 | 0.00069 | 98,649 | 492,394 | 0.99628 | 5,049,717 | 51.2 |
| **35** | 0.00399 | 392 | 0.00080 | 98,309 | 490,564 | 0.99492 | 4,557,323 | 46.4 |
| **40** | 0.00617 | 604 | 0.00124 | 97,917 | 488,074 | 0.99072 | 4,066,759 | 41.5 |
| **45** | 0.01242 | 1,208 | 0.00250 | 97,313 | 483,542 | 0.98491 | 3,578,685 | 36.8 |
| **50** | 0.01779 | 1,710 | 0.00359 | 96,104 | 476,247 | 0.97840 | 3,095,143 | 32.2 |
| **55** | 0.02547 | 2,404 | 0.00516 | 94,394 | 465,961 | 0.96697 | 2,618,896 | 27.7 |
| **60** | 0.04080 | 3,753 | 0.00833 | 91,990 | 450,568 | 0.94924 | 2,152,935 | 23.4 |
| **65** | 0.06114 | 5,395 | 0.01261 | 88,237 | 427,699 | 0.92705 | 1,702,367 | 19.3 |
| **70** | 0.08552 | 7,085 | 0.01787 | 82,842 | 396,499 | 0.89627 | 1,274,668 | 15.4 |
| **75** | 0.12363 | 9,366 | 0.02636 | 75,757 | 355,372 | 0.59533 [c] | 878,169 | 11.6 |
| **80+** | 1.00000 | 66,391 | 0.12699 | 66,391 | 522,797 | - | 522,797 | 7.9 |
| **Lelaki** *Male* | | | | | | | | |
| **0** | 0.00504 | 504 | 0.00507 | 100,000 | 99,525 | 0.99452 [a] | 7,871,299 | 78.7 |
| **1** | 0.00105 | 105 | 0.00026 | 99,496 | 397,736 | 0.99909 [b] | 7,771,775 | 78.1 |
| **5** | 0.00060 | 60 | 0.00012 | 99,391 | 496,806 | 0.99917 | 7,374,039 | 74.2 |
| **10** | 0.00106 | 105 | 0.00021 | 99,331 | 496,394 | 0.99817 | 6,877,233 | 69.2 |
| **15** | 0.00261 | 259 | 0.00052 | 99,226 | 495,485 | 0.99766 | 6,380,839 | 64.3 |
| **20** | 0.00208 | 206 | 0.00042 | 98,967 | 494,323 | 0.99737 | 5,885,354 | 59.5 |
| **25** | 0.00318 | 314 | 0.00064 | 98,762 | 493,025 | 0.99625 | 5,391,031 | 54.6 |
| **30** | 0.00433 | 427 | 0.00087 | 98,448 | 491,174 | 0.99517 | 4,898,006 | 49.8 |
| **35** | 0.00532 | 522 | 0.00107 | 98,022 | 488,804 | 0.99308 | 4,406,832 | 45.0 |
| **40** | 0.00852 | 831 | 0.00171 | 97,500 | 485,422 | 0.98752 | 3,918,028 | 40.2 |
| **45** | 0.01647 | 1,593 | 0.00332 | 96,669 | 479,363 | 0.98098 | 3,432,606 | 35.5 |
| **50** | 0.02162 | 2,055 | 0.00437 | 95,076 | 470,244 | 0.97223 | 2,953,243 | 31.1 |
| **55** | 0.03406 | 3,169 | 0.00693 | 93,021 | 457,184 | 0.95942 | 2,482,999 | 26.7 |
| **60** | 0.04734 | 4,253 | 0.00970 | 89,852 | 438,629 | 0.93947 | 2,025,815 | 22.5 |
| **65** | 0.07438 | 6,367 | 0.01545 | 85,599 | 412,078 | 0.91383 | 1,587,186 | 18.5 |
| **70** | 0.09890 | 7,836 | 0.02081 | 79,232 | 376,569 | 0.88267 | 1,175,108 | 14.8 |
| **75** | 0.13777 | 9,837 | 0.02959 | 71,396 | 332,387 | 0.58376 [c] | 798,539 | 11.2 |
| **80+** | 1.00000 | 61,559 | 0.13206 | 61,559 | 466,153 | - | 466,153 | 7.6 |
| **Perempuan** *Female* | | | | | | | | |
| **0** | 0.00495 | 495 | 0.00497 | 100,000 | 99,537 | 0.99465 [a] | 8,200,991 | 82.0 |
| **1** | 0.00095 | 94 | 0.00024 | 99,505 | 397,786 | 0.99918 [b] | 8,101,454 | 81.4 |
| **5** | 0.00057 | 56 | 0.00011 | 99,411 | 496,913 | 0.99944 | 7,703,668 | 77.5 |
| **10** | 0.00056 | 55 | 0.00011 | 99,354 | 496,634 | 0.99908 | 7,206,755 | 72.5 |
| **15** | 0.00128 | 128 | 0.00026 | 99,299 | 496,177 | 0.99882 | 6,710,120 | 67.6 |
| **20** | 0.00108 | 107 | 0.00022 | 99,172 | 495,591 | 0.99864 | 6,213,943 | 62.7 |
| **25** | 0.00164 | 163 | 0.00033 | 99,065 | 494,916 | 0.99803 | 5,718,352 | 57.7 |
| **30** | 0.00230 | 227 | 0.00046 | 98,902 | 493,941 | 0.99758 | 5,223,436 | 52.8 |
| **35** | 0.00254 | 251 | 0.00051 | 98,675 | 492,745 | 0.99689 | 4,729,494 | 47.9 |
| **40** | 0.00369 | 363 | 0.00074 | 98,424 | 491,210 | 0.99424 | 4,236,749 | 43.0 |
| **45** | 0.00785 | 770 | 0.00158 | 98,061 | 488,378 | 0.98934 | 3,745,539 | 38.2 |
| **50** | 0.01349 | 1,313 | 0.00272 | 97,291 | 483,173 | 0.98516 | 3,257,161 | 33.5 |
| **55** | 0.01621 | 1,556 | 0.00327 | 95,978 | 476,002 | 0.97515 | 2,773,988 | 28.9 |
| **60** | 0.03364 | 3,176 | 0.00684 | 94,422 | 464,171 | 0.95973 | 2,297,986 | 24.3 |
| **65** | 0.04714 | 4,301 | 0.00966 | 91,246 | 445,477 | 0.94072 | 1,833,815 | 20.1 |
| **70** | 0.07203 | 6,262 | 0.01494 | 86,945 | 419,068 | 0.90903 | 1,388,338 | 16.0 |
| **75** | 0.11139 | 8,987 | 0.02359 | 80,682 | 380,944 | 0.60698 [c] | 969,271 | 12.0 |
| **80+** | 1.00000 | 71,695 | 0.12186 | 71,695 | 588,327 | - | 588,327 | 8.2 |

**Nota:** *Notes:*
[a] **Daripada umur 0 hingga kumpulan umur 1-4**
*From age of 0 to age group 1-4*
[b] **Daripada umur 0, kumpulan umur 1-4 hingga kumpulan umur 5-9**
*From age of 0, age group 1-4 to age group 5-9*
[c] **Daripada umur 75 hingga 80+**
*From age of 75 to 80+*
[e] **Anggaran**
*Estimates*

**Jadual 5.12.6: Jadual hayat ringkas mengikut jantina dan umur, Sabak Bernam, Selangor, 2026[e]**

*Table 5.12.6: Abridged life table by sex and age, Sabak Bernam, Selangor, 2026 [e]*

| **Umur** *Age* | **Kebarangkalian mati di antara umur x dan umur x+n** *Probability of dying between age x and age x+n* | **Bilangan kematian di antara umur x dan umur x+n** *Number of deaths between age x and age x+n* | **Kadar tengah mortaliti di antara umur x dan umur x+n** *Central mortality rate between age x and age x+n* | **Penakat (orang yang masih hidup) pada umur tepat x** *Survivors at exact age x* | **Bilangan orang hidup-tahun di antara umur x dan umur x+n** *Number of person-years lived between age x and age x+n* | **Nisbah ketakatan** *Survival ratio* | **Jumlah bilangan orang hidup-tahun selepas umur tepat x** *Total number of person-years lived after exact age x* | **Jangkaan hayat** *Life expectancy* |
|---|---|---|---|---|---|---|---|---|
| **x** | $_nq_x$ | $_nd_x$ | $_nm_x$ | $l_x$ | $_nL_x$ | $_nS_x$ | $T_x$ | $e_x$ |
| **Lelaki dan Perempuan** *Both sexes* | | | | | | | | |
| **0** | 0.00290 | 290 | 0.00291 | 100,000 | 99,727 | 0.99635 [a] | 6,809,026 | 68.1 |
| **1** | 0.00159 | 159 | 0.00040 | 99,710 | 398,446 | 0.99916 [b] | 6,709,299 | 67.3 |
| **5** | 0.00000 | - | 0.00000 | 99,551 | 497,756 | 0.99915 | 6,310,852 | 63.4 |
| **10** | 0.00171 | 170 | 0.00034 | 99,551 | 497,331 | 0.99599 | 5,813,096 | 58.4 |
| **15** | 0.00631 | 628 | 0.00127 | 99,381 | 495,337 | 0.99426 | 5,315,765 | 53.5 |
| **20** | 0.00516 | 509 | 0.00103 | 98,754 | 492,495 | 0.99296 | 4,820,428 | 48.8 |
| **25** | 0.00893 | 878 | 0.00179 | 98,244 | 489,028 | 0.98740 | 4,327,933 | 44.1 |
| **30** | 0.01631 | 1,588 | 0.00329 | 97,367 | 482,865 | 0.98585 | 3,838,904 | 39.4 |
| **35** | 0.01195 | 1,145 | 0.00240 | 95,779 | 476,034 | 0.98504 | 3,356,039 | 35.0 |
| **40** | 0.01800 | 1,704 | 0.00363 | 94,634 | 468,912 | 0.97208 | 2,880,005 | 30.4 |
| **45** | 0.03803 | 3,534 | 0.00775 | 92,931 | 455,818 | 0.95688 | 2,411,093 | 25.9 |
| **50** | 0.04841 | 4,328 | 0.00992 | 89,397 | 436,163 | 0.92301 | 1,955,275 | 21.9 |
| **55** | 0.10703 | 9,105 | 0.02262 | 85,069 | 402,580 | 0.86150 | 1,519,112 | 17.9 |
| **60** | 0.17374 | 13,198 | 0.03805 | 75,964 | 346,824 | 0.81169 | 1,116,532 | 14.7 |
| **65** | 0.20595 | 12,927 | 0.04592 | 62,766 | 281,513 | 0.78220 | 769,708 | 12.3 |
| **70** | 0.23273 | 11,599 | 0.05268 | 49,839 | 220,199 | 0.69048 | 488,195 | 9.8 |
| **75** | 0.40961 | 15,664 | 0.10302 | 38,240 | 152,042 | 0.43267 [c] | 267,996 | 7.0 |
| **80+** | 1.00000 | 22,577 | 0.19470 | 22,577 | 115,954 | - | 115,954 | 5.1 |
| **Lelaki** *Male* | | | | | | | | |
| **0** | 0.00225 | 225 | 0.00226 | 100,000 | 99,786 | 0.99638 [a] | 6,439,550 | 64.4 |
| **1** | 0.00296 | 295 | 0.00074 | 99,775 | 398,404 | 0.99841 [b] | 6,339,765 | 63.5 |
| **5** | 0.00000 | - | 0.00000 | 99,480 | 497,398 | 0.99835 | 5,941,361 | 59.7 |
| **10** | 0.00331 | 329 | 0.00066 | 99,480 | 496,575 | 0.99289 | 5,443,963 | 54.7 |
| **15** | 0.01092 | 1,083 | 0.00220 | 99,150 | 493,046 | 0.99089 | 4,947,388 | 49.9 |
| **20** | 0.00728 | 714 | 0.00146 | 98,068 | 488,554 | 0.99003 | 4,454,342 | 45.4 |
| **25** | 0.01268 | 1,234 | 0.00255 | 97,354 | 483,683 | 0.98346 | 3,965,788 | 40.7 |
| **30** | 0.02045 | 1,966 | 0.00413 | 96,120 | 475,683 | 0.97930 | 3,482,105 | 36.2 |
| **35** | 0.02096 | 1,973 | 0.00424 | 94,153 | 465,835 | 0.97535 | 3,006,422 | 31.9 |
| **40** | 0.02841 | 2,619 | 0.00576 | 92,180 | 454,354 | 0.96084 | 2,540,588 | 27.6 |
| **45** | 0.05021 | 4,497 | 0.01030 | 89,561 | 436,563 | 0.94365 | 2,086,234 | 23.3 |
| **50** | 0.06282 | 5,344 | 0.01297 | 85,064 | 411,960 | 0.89761 | 1,649,671 | 19.4 |
| **55** | 0.14461 | 11,528 | 0.03118 | 79,720 | 369,781 | 0.82433 | 1,237,711 | 15.5 |
| **60** | 0.21199 | 14,456 | 0.04742 | 68,192 | 304,821 | 0.76763 | 867,930 | 12.7 |
| **65** | 0.25824 | 13,877 | 0.05930 | 53,736 | 233,989 | 0.71414 | 563,109 | 10.5 |
| **70** | 0.32310 | 12,878 | 0.07707 | 39,860 | 167,102 | 0.60400 | 329,120 | 8.3 |
| **75** | 0.50369 | 13,590 | 0.13465 | 26,981 | 100,930 | 0.37705 [c] | 162,018 | 6.0 |
| **80+** | 1.00000 | 13,391 | 0.21921 | 13,391 | 61,088 | - | 61,088 | 4.6 |
| **Perempuan** *Female* | | | | | | | | |
| **0** | 0.00359 | 359 | 0.00360 | 100,000 | 99,663 | 0.99646 [a] | 7,287,489 | 72.9 |
| **1** | 0.00000 | - | 0.00000 | 99,641 | 398,565 | 0.99996 [b] | 7,187,826 | 72.1 |
| **5** | 0.00000 | - | 0.00000 | 99,641 | 498,207 | 1.00000 | 6,789,261 | 68.1 |
| **10** | 0.00000 | - | 0.00000 | 99,641 | 498,207 | 0.99934 | 6,291,054 | 63.1 |
| **15** | 0.00132 | 131 | 0.00026 | 99,641 | 497,879 | 0.99807 | 5,792,847 | 58.1 |
| **20** | 0.00255 | 254 | 0.00051 | 99,510 | 496,916 | 0.99668 | 5,294,968 | 53.2 |
| **25** | 0.00409 | 406 | 0.00082 | 99,256 | 495,266 | 0.99216 | 4,798,052 | 48.3 |
| **30** | 0.01160 | 1,147 | 0.00233 | 98,850 | 491,382 | 0.99273 | 4,302,786 | 43.5 |
| **35** | 0.00288 | 281 | 0.00058 | 97,703 | 487,812 | 0.99506 | 3,811,404 | 39.0 |
| **40** | 0.00700 | 682 | 0.00141 | 97,422 | 485,403 | 0.98428 | 3,323,592 | 34.1 |
| **45** | 0.02449 | 2,369 | 0.00496 | 96,739 | 477,774 | 0.97186 | 2,838,189 | 29.3 |
| **50** | 0.03187 | 3,008 | 0.00648 | 94,370 | 464,331 | 0.95119 | 2,360,416 | 25.0 |
| **55** | 0.06631 | 6,058 | 0.01372 | 91,362 | 441,667 | 0.90171 | 1,896,085 | 20.8 |
| **60** | 0.13255 | 11,307 | 0.02839 | 85,304 | 398,255 | 0.85904 | 1,454,418 | 17.0 |
| **65** | 0.15066 | 11,148 | 0.03259 | 73,998 | 342,117 | 0.84692 | 1,056,163 | 14.3 |
| **70** | 0.15593 | 9,800 | 0.03382 | 62,849 | 289,745 | 0.75746 | 714,046 | 11.4 |
| **75** | 0.34514 | 18,310 | 0.08343 | 53,049 | 219,471 | 0.48275 [c] | 424,301 | 8.0 |
| **80+** | 1.00000 | 34,739 | 0.16960 | 34,739 | 204,831 | - | 204,831 | 5.9 |

**Nota:** *Notes:*

[a] **Daripada umur 0 hingga kumpulan umur 1-4**
*From age of 0 to age group 1-4*

[b] **Daripada umur 0, kumpulan umur 1-4 hingga kumpulan umur 5-9**
*From age of 0, age group 1-4 to age group 5-9*

[c] **Daripada umur 75 hingga 80+**
*From age of 75 to 80+*

[e] **Anggaran**
*Estimates*

**Jadual 5.12.7: Jadual hayat ringkas mengikut jantina dan umur, Sepang, Selangor, 2026[e]**

*Table 5.12.7: Abridged life table by sex and age, Sepang, Selangor, 2026 [e]*

| **Umur** *Age* | **Kebarangkalian mati di antara umur x dan umur x+n** *Probability of dying between age x and age x+n* | **Bilangan kematian di antara umur x dan umur x+n** *Number of deaths between age x and age x+n* | **Kadar tengah mortaliti di antara umur x dan umur x+n** *Central mortality rate between age x and age x+n* | **Penakat (orang yang masih hidup) pada umur tepat x** *Survivors at exact age x* | **Bilangan orang hidup-tahun di antara umur x dan umur x+n** *Number of person-years lived between age x and age x+n* | **Nisbah ketakatan** *Survival ratio* | **Jumlah bilangan orang hidup-tahun selepas umur tepat x** *Total number of person-years lived after exact age x* | **Jangkaan hayat** *Life expectancy* |
|---|---|---|---|---|---|---|---|---|
| **x** | $_nq_x$ | $_nd_x$ | $_nm_x$ | $l_x$ | $_nL_x$ | $_nS_x$ | $T_x$ | $e_x$ |
| **Lelaki dan Perempuan** *Both sexes* | | | | | | | | |
| **0** | 0.00540 | 540 | 0.00543 | 100,000 | 99,495 | 0.99442 [a] | 7,873,800 | 78.7 |
| **1** | 0.00050 | 50 | 0.00013 | 99,460 | 397,714 | 0.99930 [b] | 7,774,305 | 78.2 |
| **5** | 0.00075 | 75 | 0.00015 | 99,410 | 496,862 | 0.99883 | 7,376,590 | 74.2 |
| **10** | 0.00158 | 157 | 0.00032 | 99,335 | 496,283 | 0.99757 | 6,879,728 | 69.3 |
| **15** | 0.00329 | 326 | 0.00066 | 99,178 | 495,075 | 0.99671 | 6,383,446 | 64.4 |
| **20** | 0.00329 | 325 | 0.00066 | 98,852 | 493,446 | 0.99705 | 5,888,371 | 59.6 |
| **25** | 0.00262 | 258 | 0.00052 | 98,527 | 491,989 | 0.99689 | 5,394,925 | 54.8 |
| **30** | 0.00360 | 353 | 0.00072 | 98,269 | 490,460 | 0.99570 | 4,902,936 | 49.9 |
| **35** | 0.00500 | 489 | 0.00100 | 97,915 | 488,353 | 0.99370 | 4,412,476 | 45.1 |
| **40** | 0.00761 | 742 | 0.00153 | 97,426 | 485,275 | 0.98842 | 3,924,122 | 40.3 |
| **45** | 0.01558 | 1,506 | 0.00314 | 96,684 | 479,656 | 0.98201 | 3,438,847 | 35.6 |
| **50** | 0.02043 | 1,945 | 0.00413 | 95,178 | 471,029 | 0.97385 | 2,959,191 | 31.1 |
| **55** | 0.03198 | 2,982 | 0.00650 | 93,234 | 458,713 | 0.95902 | 2,488,162 | 26.7 |
| **60** | 0.05028 | 4,538 | 0.01031 | 90,252 | 439,915 | 0.93719 | 2,029,449 | 22.5 |
| **65** | 0.07601 | 6,515 | 0.01580 | 85,714 | 412,284 | 0.91655 | 1,589,533 | 18.5 |
| **70** | 0.09150 | 7,247 | 0.01918 | 79,199 | 377,879 | 0.88303 | 1,177,249 | 14.9 |
| **75** | 0.14500 | 10,433 | 0.03127 | 71,952 | 333,678 | 0.58257 [c] | 799,371 | 11.1 |
| **80+** | 1.00000 | 61,519 | 0.13210 | 61,519 | 465,693 | - | 465,693 | 7.6 |
| **Lelaki** *Male* | | | | | | | | |
| **0** | 0.00643 | 643 | 0.00647 | 100,000 | 99,396 | 0.99334 [a] | 7,685,219 | 76.9 |
| **1** | 0.00065 | 65 | 0.00016 | 99,357 | 397,276 | 0.99939 [b] | 7,585,823 | 76.3 |
| **5** | 0.00037 | 37 | 0.00007 | 99,292 | 496,371 | 0.99885 | 7,188,547 | 72.4 |
| **10** | 0.00192 | 191 | 0.00038 | 99,256 | 495,802 | 0.99608 | 6,692,176 | 67.4 |
| **15** | 0.00593 | 587 | 0.00119 | 99,065 | 493,858 | 0.99463 | 6,196,374 | 62.5 |
| **20** | 0.00481 | 473 | 0.00096 | 98,478 | 491,207 | 0.99615 | 5,702,516 | 57.9 |
| **25** | 0.00288 | 283 | 0.00058 | 98,005 | 489,317 | 0.99633 | 5,211,310 | 53.2 |
| **30** | 0.00445 | 435 | 0.00089 | 97,722 | 487,523 | 0.99447 | 4,721,993 | 48.3 |
| **35** | 0.00661 | 643 | 0.00133 | 97,287 | 484,827 | 0.99184 | 4,234,470 | 43.5 |
| **40** | 0.00972 | 940 | 0.00195 | 96,644 | 480,870 | 0.98502 | 3,749,643 | 38.8 |
| **45** | 0.02029 | 1,941 | 0.00410 | 95,704 | 473,667 | 0.97826 | 3,268,773 | 34.2 |
| **50** | 0.02323 | 2,178 | 0.00470 | 93,763 | 463,370 | 0.96959 | 2,795,105 | 29.8 |
| **55** | 0.03777 | 3,459 | 0.00770 | 91,585 | 449,278 | 0.95113 | 2,331,736 | 25.5 |
| **60** | 0.06041 | 5,324 | 0.01246 | 88,126 | 427,321 | 0.92324 | 1,882,458 | 21.4 |
| **65** | 0.09415 | 7,796 | 0.01976 | 82,802 | 394,521 | 0.89981 | 1,455,137 | 17.6 |
| **70** | 0.10687 | 8,016 | 0.02258 | 75,006 | 354,992 | 0.86271 | 1,060,616 | 14.1 |
| **75** | 0.17136 | 11,480 | 0.03748 | 66,991 | 306,254 | 0.56598 [c] | 705,623 | 10.5 |
| **80+** | 1.00000 | 55,511 | 0.13900 | 55,511 | 399,370 | - | 399,370 | 7.2 |
| **Perempuan** *Female* | | | | | | | | |
| **0** | 0.00429 | 429 | 0.00430 | 100,000 | 99,598 | 0.99560 [a] | 8,098,179 | 81.0 |
| **1** | 0.00034 | 34 | 0.00009 | 99,571 | 398,200 | 0.99920 [b] | 7,998,581 | 80.3 |
| **5** | 0.00115 | 114 | 0.00023 | 99,537 | 497,400 | 0.99882 | 7,600,380 | 76.4 |
| **10** | 0.00122 | 121 | 0.00024 | 99,423 | 496,812 | 0.99916 | 7,102,980 | 71.4 |
| **15** | 0.00046 | 45 | 0.00009 | 99,302 | 496,396 | 0.99916 | 6,606,168 | 66.5 |
| **20** | 0.00122 | 121 | 0.00024 | 99,257 | 495,979 | 0.99828 | 6,109,772 | 61.6 |
| **25** | 0.00221 | 220 | 0.00044 | 99,135 | 495,127 | 0.99765 | 5,613,793 | 56.6 |
| **30** | 0.00248 | 246 | 0.00050 | 98,916 | 493,964 | 0.99716 | 5,118,666 | 51.7 |
| **35** | 0.00320 | 316 | 0.00064 | 98,670 | 492,561 | 0.99575 | 4,624,702 | 46.9 |
| **40** | 0.00531 | 522 | 0.00106 | 98,354 | 490,465 | 0.99236 | 4,132,141 | 42.0 |
| **45** | 0.00999 | 977 | 0.00201 | 97,832 | 486,716 | 0.98644 | 3,641,676 | 37.2 |
| **50** | 0.01717 | 1,663 | 0.00346 | 96,854 | 480,116 | 0.97872 | 3,154,960 | 32.6 |
| **55** | 0.02548 | 2,425 | 0.00516 | 95,192 | 469,897 | 0.96803 | 2,674,844 | 28.1 |
| **60** | 0.03863 | 3,584 | 0.00788 | 92,767 | 454,874 | 0.95315 | 2,204,947 | 23.8 |
| **65** | 0.05540 | 4,940 | 0.01139 | 89,183 | 433,563 | 0.93463 | 1,750,073 | 19.6 |
| **70** | 0.07594 | 6,397 | 0.01579 | 84,242 | 405,220 | 0.90162 | 1,316,510 | 15.6 |
| **75** | 0.12266 | 9,548 | 0.02613 | 77,845 | 365,356 | 0.59908 [c] | 911,290 | 11.7 |
| **80+** | 1.00000 | 68,297 | 0.12510 | 68,297 | 545,935 | - | 545,935 | 8.0 |

**Nota:** *Notes:*

[a] **Daripada umur 0 hingga kumpulan umur 1-4**
*From age of 0 to age group 1-4*

[b] **Daripada umur 0, kumpulan umur 1-4 hingga kumpulan umur 5-9**
*From age of 0, age group 1-4 to age group 5-9*

[c] **Daripada umur 75 hingga 80+**
*From age of 75 to 80+*

[e] **Anggaran**
*Estimates*

**Jadual 5.12.8: Jadual hayat ringkas mengikut jantina dan umur, Ulu Langat, Selangor, 2026[e]**

*Table 5.12.8: Abridged life table by sex and age, Ulu Langat, Selangor, 2026 [e]*

| **Umur** *Age* | **Kebarangkalian mati di antara umur x dan umur x+n** *Probability of dying between age x and age x+n* | **Bilangan kematian di antara umur x dan umur x+n** *Number of deaths between age x and age x+n* | **Kadar tengah mortaliti di antara umur x dan umur x+n** *Central mortality rate between age x and age x+n* | **Penakat (orang yang masih hidup) pada umur tepat x** *Survivors at exact age x* | **Bilangan orang hidup-tahun di antara umur x dan umur x+n** *Number of person-years lived between age x and age x+n* | **Nisbah ketakatan** *Survival ratio* | **Jumlah bilangan orang hidup-tahun selepas umur tepat x** *Total number of person-years lived after exact age x* | **Jangkaan hayat** *Life expectancy* |
|---|---|---|---|---|---|---|---|---|
| **x** | $_nq_x$ | $_nd_x$ | $_nm_x$ | $l_x$ | $_nL_x$ | $_nS_x$ | $T_x$ | $e_x$ |
| **Lelaki dan Perempuan** *Both sexes* | | | | | | | | |
| **0** | 0.00584 | 584 | 0.00588 | 100,000 | 99,455 | 0.99390 [a] | 7,841,239 | 78.4 |
| **1** | 0.00068 | 67 | 0.00017 | 99,416 | 397,495 | 0.99910 [b] | 7,741,784 | 77.9 |
| **5** | 0.00096 | 95 | 0.00019 | 99,348 | 496,504 | 0.99917 | 7,344,289 | 73.9 |
| **10** | 0.00070 | 70 | 0.00014 | 99,253 | 496,092 | 0.99864 | 6,847,785 | 69.0 |
| **15** | 0.00202 | 200 | 0.00040 | 99,184 | 495,417 | 0.99787 | 6,351,693 | 64.0 |
| **20** | 0.00225 | 222 | 0.00045 | 98,983 | 494,360 | 0.99733 | 5,856,276 | 59.2 |
| **25** | 0.00309 | 305 | 0.00062 | 98,761 | 493,042 | 0.99641 | 5,361,915 | 54.3 |
| **30** | 0.00410 | 404 | 0.00082 | 98,456 | 491,272 | 0.99510 | 4,868,873 | 49.5 |
| **35** | 0.00570 | 559 | 0.00114 | 98,053 | 488,866 | 0.99305 | 4,377,601 | 44.6 |
| **40** | 0.00821 | 801 | 0.00165 | 97,494 | 485,468 | 0.98892 | 3,888,735 | 39.9 |
| **45** | 0.01398 | 1,351 | 0.00281 | 96,693 | 480,088 | 0.98152 | 3,403,267 | 35.2 |
| **50** | 0.02306 | 2,198 | 0.00467 | 95,342 | 471,214 | 0.97059 | 2,923,179 | 30.7 |
| **55** | 0.03592 | 3,346 | 0.00732 | 93,144 | 457,354 | 0.95463 | 2,451,965 | 26.3 |
| **60** | 0.05517 | 4,954 | 0.01135 | 89,798 | 436,604 | 0.93006 | 1,994,612 | 22.2 |
| **65** | 0.08557 | 7,260 | 0.01788 | 84,844 | 406,069 | 0.90815 | 1,558,007 | 18.4 |
| **70** | 0.09871 | 7,658 | 0.02077 | 77,584 | 368,774 | 0.88564 | 1,151,938 | 14.8 |
| **75** | 0.13172 | 9,210 | 0.02820 | 69,926 | 326,602 | 0.58297 [c] | 783,164 | 11.2 |
| **80+** | 1.00000 | 60,715 | 0.13298 | 60,715 | 456,561 | - | 456,561 | 7.5 |
| **Lelaki** *Male* | | | | | | | | |
| **0** | 0.00533 | 533 | 0.00536 | 100,000 | 99,498 | 0.99430 [a] | 7,684,671 | 76.8 |
| **1** | 0.00091 | 91 | 0.00023 | 99,467 | 397,652 | 0.99897 [b] | 7,585,174 | 76.3 |
| **5** | 0.00098 | 97 | 0.00020 | 99,376 | 496,637 | 0.99919 | 7,187,521 | 72.3 |
| **10** | 0.00064 | 63 | 0.00013 | 99,279 | 496,236 | 0.99799 | 6,690,885 | 67.4 |
| **15** | 0.00338 | 336 | 0.00068 | 99,215 | 495,238 | 0.99690 | 6,194,649 | 62.4 |
| **20** | 0.00281 | 278 | 0.00056 | 98,880 | 493,704 | 0.99665 | 5,699,411 | 57.6 |
| **25** | 0.00389 | 384 | 0.00078 | 98,602 | 492,050 | 0.99526 | 5,205,706 | 52.8 |
| **30** | 0.00559 | 549 | 0.00112 | 98,218 | 489,718 | 0.99384 | 4,713,656 | 48.0 |
| **35** | 0.00673 | 657 | 0.00135 | 97,669 | 486,703 | 0.99152 | 4,223,938 | 43.2 |
| **40** | 0.01025 | 994 | 0.00206 | 97,012 | 482,574 | 0.98688 | 3,737,235 | 38.5 |
| **45** | 0.01602 | 1,538 | 0.00323 | 96,018 | 476,243 | 0.97693 | 3,254,661 | 33.9 |
| **50** | 0.03025 | 2,858 | 0.00614 | 94,480 | 465,254 | 0.96140 | 2,778,417 | 29.4 |
| **55** | 0.04721 | 4,325 | 0.00967 | 91,622 | 447,296 | 0.94509 | 2,313,163 | 25.2 |
| **60** | 0.06299 | 5,499 | 0.01301 | 87,297 | 422,737 | 0.91896 | 1,865,867 | 21.4 |
| **65** | 0.10031 | 8,205 | 0.02112 | 81,798 | 388,477 | 0.89304 | 1,443,130 | 17.6 |
| **70** | 0.11435 | 8,416 | 0.02426 | 73,593 | 346,925 | 0.87332 | 1,054,653 | 14.3 |
| **75** | 0.14059 | 9,163 | 0.03024 | 65,177 | 302,978 | 0.57190 [c] | 707,728 | 10.9 |
| **80+** | 1.00000 | 56,014 | 0.13839 | 56,014 | 404,750 | - | 404,750 | 7.2 |
| **Perempuan** *Female* | | | | | | | | |
| **0** | 0.00639 | 639 | 0.00643 | 100,000 | 99,405 | 0.99348 [a] | 8,030,673 | 80.3 |
| **1** | 0.00043 | 43 | 0.00011 | 99,361 | 397,337 | 0.99923 [b] | 7,931,268 | 79.8 |
| **5** | 0.00093 | 93 | 0.00019 | 99,318 | 496,359 | 0.99915 | 7,533,931 | 75.9 |
| **10** | 0.00077 | 76 | 0.00015 | 99,225 | 495,936 | 0.99935 | 7,037,572 | 70.9 |
| **15** | 0.00054 | 54 | 0.00011 | 99,149 | 495,612 | 0.99899 | 6,541,636 | 66.0 |
| **20** | 0.00147 | 146 | 0.00029 | 99,096 | 495,113 | 0.99834 | 6,046,024 | 61.0 |
| **25** | 0.00185 | 183 | 0.00037 | 98,950 | 494,291 | 0.99799 | 5,550,911 | 56.1 |
| **30** | 0.00217 | 214 | 0.00043 | 98,766 | 493,297 | 0.99664 | 5,056,620 | 51.2 |
| **35** | 0.00456 | 450 | 0.00091 | 98,552 | 491,638 | 0.99471 | 4,563,323 | 46.3 |
| **40** | 0.00601 | 590 | 0.00121 | 98,103 | 489,039 | 0.99119 | 4,071,685 | 41.5 |
| **45** | 0.01163 | 1,134 | 0.00234 | 97,513 | 484,729 | 0.98681 | 3,582,646 | 36.7 |
| **50** | 0.01477 | 1,424 | 0.00298 | 96,379 | 478,334 | 0.98091 | 3,097,917 | 32.1 |
| **55** | 0.02348 | 2,229 | 0.00475 | 94,955 | 469,200 | 0.96516 | 2,619,583 | 27.6 |
| **60** | 0.04648 | 4,310 | 0.00952 | 92,725 | 452,852 | 0.94243 | 2,150,383 | 23.2 |
| **65** | 0.06921 | 6,119 | 0.01434 | 88,415 | 426,779 | 0.92488 | 1,697,531 | 19.2 |
| **70** | 0.08147 | 6,705 | 0.01699 | 82,296 | 394,721 | 0.89851 | 1,270,752 | 15.4 |
| **75** | 0.12328 | 9,319 | 0.02628 | 75,592 | 354,661 | 0.59515 [c] | 876,031 | 11.6 |
| **80+** | 1.00000 | 66,273 | 0.12711 | 66,273 | 521,370 | - | 521,370 | 7.9 |

**Nota:** *Notes:*

[a] **Daripada umur 0 hingga kumpulan umur 1-4**
*From age of 0 to age group 1-4*

[b] **Daripada umur 0, kumpulan umur 1-4 hingga kumpulan umur 5-9**
*From age of 0, age group 1-4 to age group 5-9*

[c] **Daripada umur 75 hingga 80+**
*From age of 75 to 80+*

[e] **Anggaran**
*Estimates*

**Jadual 5.12.9: Jadual hayat ringkas mengikut jantina dan umur, Ulu Selangor, Selangor, 2026[e]**

*Table 5.12.9: Abridged life table by sex and age, Ulu Selangor, Selangor, 2026 [e]*

| **Umur** *Age* | **Kebarangkalian mati di antara umur x dan umur x+n** *Probability of dying between age x and age x+n* | **Bilangan kematian di antara umur x dan umur x+n** *Number of deaths between age x and age x+n* | **Kadar tengah mortaliti di antara umur x dan umur x+n** *Central mortality rate between age x and age x+n* | **Penakat (orang yang masih hidup) pada umur tepat x** *Survivors at exact age x* | **Bilangan orang hidup-tahun di antara umur x dan umur x+n** *Number of person-years lived between age x and age x+n* | **Nisbah ketakatan** *Survival ratio* | **Jumlah bilangan orang hidup-tahun selepas umur tepat x** *Total number of person-years lived after exact age x* | **Jangkaan hayat** *Life expectancy* |
|---|---|---|---|---|---|---|---|---|
| **x** | $_nq_x$ | $_nd_x$ | $_nm_x$ | $l_x$ | $_nL_x$ | $_nS_x$ | $T_x$ | $e_x$ |
| **Lelaki dan Perempuan** *Both sexes* | | | | | | | | |
| **0** | 0.00510 | 510 | 0.00512 | 100,000 | 99,524 | 0.99457 [a] | 7,447,328 | 74.5 |
| **1** | 0.00080 | 80 | 0.00020 | 99,490 | 397,763 | 0.99928 [b] | 7,347,804 | 73.9 |
| **5** | 0.00049 | 49 | 0.00010 | 99,410 | 496,931 | 0.99888 | 6,950,041 | 69.9 |
| **10** | 0.00174 | 173 | 0.00035 | 99,362 | 496,376 | 0.99612 | 6,453,110 | 64.9 |
| **15** | 0.00603 | 598 | 0.00121 | 99,189 | 494,448 | 0.99486 | 5,956,734 | 60.1 |
| **20** | 0.00425 | 419 | 0.00085 | 98,591 | 491,906 | 0.99504 | 5,462,286 | 55.4 |
| **25** | 0.00568 | 557 | 0.00114 | 98,172 | 489,467 | 0.99392 | 4,970,379 | 50.6 |
| **30** | 0.00649 | 634 | 0.00130 | 97,615 | 486,489 | 0.99286 | 4,480,913 | 45.9 |
| **35** | 0.00780 | 756 | 0.00157 | 96,981 | 483,013 | 0.99046 | 3,994,424 | 41.2 |
| **40** | 0.01129 | 1,087 | 0.00227 | 96,224 | 478,406 | 0.98388 | 3,511,411 | 36.5 |
| **45** | 0.02100 | 1,998 | 0.00424 | 95,138 | 470,695 | 0.97576 | 3,033,005 | 31.9 |
| **50** | 0.02755 | 2,566 | 0.00559 | 93,140 | 459,287 | 0.95485 | 2,562,310 | 27.5 |
| **55** | 0.06325 | 5,729 | 0.01306 | 90,574 | 438,550 | 0.92726 | 2,103,023 | 23.2 |
| **60** | 0.08287 | 7,031 | 0.01729 | 84,845 | 406,650 | 0.89734 | 1,664,474 | 19.6 |
| **65** | 0.12424 | 9,668 | 0.02649 | 77,814 | 364,902 | 0.86822 | 1,257,824 | 16.2 |
| **70** | 0.14039 | 9,567 | 0.03020 | 68,146 | 316,814 | 0.83249 | 892,922 | 13.1 |
| **75** | 0.19905 | 11,660 | 0.04421 | 58,579 | 263,746 | 0.54219 [c] | 576,108 | 9.8 |
| **80+** | 1.00000 | 46,919 | 0.15021 | 46,919 | 312,362 | - | 312,362 | 6.7 |
| **Lelaki** *Male* | | | | | | | | |
| **0** | 0.00522 | 522 | 0.00524 | 100,000 | 99,508 | 0.99484 [a] | 7,210,935 | 72.1 |
| **1** | 0.00000 | - | 0.00000 | 99,478 | 397,912 | 0.99994 [b] | 7,111,427 | 71.5 |
| **5** | 0.00000 | - | 0.00000 | 99,478 | 497,391 | 0.99881 | 6,713,514 | 67.5 |
| **10** | 0.00238 | 237 | 0.00048 | 99,478 | 496,798 | 0.99359 | 6,216,124 | 62.5 |
| **15** | 0.01044 | 1,037 | 0.00210 | 99,241 | 493,614 | 0.99146 | 5,719,326 | 57.6 |
| **20** | 0.00662 | 650 | 0.00133 | 98,205 | 489,399 | 0.99336 | 5,225,712 | 53.2 |
| **25** | 0.00666 | 649 | 0.00134 | 97,555 | 486,151 | 0.99194 | 4,736,313 | 48.6 |
| **30** | 0.00947 | 918 | 0.00190 | 96,906 | 482,234 | 0.98913 | 4,250,162 | 43.9 |
| **35** | 0.01228 | 1,179 | 0.00247 | 95,988 | 476,993 | 0.98733 | 3,767,928 | 39.3 |
| **40** | 0.01306 | 1,238 | 0.00263 | 94,809 | 470,952 | 0.98052 | 3,290,934 | 34.7 |
| **45** | 0.02600 | 2,433 | 0.00527 | 93,571 | 461,776 | 0.97151 | 2,819,982 | 30.1 |
| **50** | 0.03105 | 2,830 | 0.00631 | 91,139 | 448,620 | 0.94383 | 2,358,207 | 25.9 |
| **55** | 0.08209 | 7,249 | 0.01712 | 88,309 | 423,422 | 0.90897 | 1,909,587 | 21.6 |
| **60** | 0.10078 | 8,169 | 0.02122 | 81,060 | 384,876 | 0.87180 | 1,486,165 | 18.3 |
| **65** | 0.15869 | 11,567 | 0.03447 | 72,891 | 335,536 | 0.83705 | 1,101,289 | 15.1 |
| **70** | 0.16802 | 10,304 | 0.03669 | 61,324 | 280,860 | 0.81678 | 765,753 | 12.5 |
| **75** | 0.20149 | 10,280 | 0.04481 | 51,020 | 229,401 | 0.52690 [c] | 484,893 | 9.5 |
| **80+** | 1.00000 | 40,740 | 0.15946 | 40,740 | 255,492 | - | 255,492 | 6.3 |
| **Perempuan** *Female* | | | | | | | | |
| **0** | 0.00497 | 497 | 0.00499 | 100,000 | 99,536 | 0.99428 [a] | 7,744,547 | 77.4 |
| **1** | 0.00165 | 164 | 0.00041 | 99,503 | 397,606 | 0.99860 [b] | 7,645,011 | 76.8 |
| **5** | 0.00102 | 101 | 0.00020 | 99,339 | 496,444 | 0.99897 | 7,247,406 | 73.0 |
| **10** | 0.00104 | 103 | 0.00021 | 99,238 | 495,933 | 0.99890 | 6,750,962 | 68.0 |
| **15** | 0.00115 | 114 | 0.00023 | 99,135 | 495,389 | 0.99887 | 6,255,028 | 63.1 |
| **20** | 0.00110 | 109 | 0.00022 | 99,021 | 494,831 | 0.99733 | 5,759,639 | 58.2 |
| **25** | 0.00425 | 420 | 0.00085 | 98,912 | 493,509 | 0.99648 | 5,264,808 | 53.2 |
| **30** | 0.00280 | 276 | 0.00056 | 98,492 | 491,769 | 0.99714 | 4,771,299 | 48.4 |
| **35** | 0.00292 | 287 | 0.00059 | 98,216 | 490,362 | 0.99389 | 4,279,530 | 43.6 |
| **40** | 0.00931 | 912 | 0.00187 | 97,929 | 487,364 | 0.98782 | 3,789,168 | 38.7 |
| **45** | 0.01508 | 1,463 | 0.00304 | 97,017 | 481,426 | 0.98075 | 3,301,804 | 34.0 |
| **50** | 0.02349 | 2,244 | 0.00475 | 95,554 | 472,157 | 0.96731 | 2,820,379 | 29.5 |
| **55** | 0.04211 | 3,929 | 0.00860 | 93,309 | 456,722 | 0.94769 | 2,348,222 | 25.2 |
| **60** | 0.06296 | 5,627 | 0.01300 | 89,380 | 432,830 | 0.92501 | 1,891,500 | 21.2 |
| **65** | 0.08782 | 7,355 | 0.01837 | 83,752 | 400,373 | 0.90194 | 1,458,670 | 17.4 |
| **70** | 0.10928 | 8,349 | 0.02312 | 76,397 | 361,113 | 0.84955 | 1,058,297 | 13.9 |
| **75** | 0.19667 | 13,383 | 0.04362 | 68,048 | 306,784 | 0.55997 [c] | 697,184 | 10.2 |
| **80+** | 1.00000 | 54,666 | 0.14002 | 54,666 | 390,399 | - | 390,399 | 7.1 |

**Nota:** *Notes:*

[a] **Daripada umur 0 hingga kumpulan umur 1-4**
*From age of 0 to age group 1-4*

[b] **Daripada umur 0, kumpulan umur 1-4 hingga kumpulan umur 5-9**
*From age of 0, age group 1-4 to age group 5-9*

[c] **Daripada umur 75 hingga 80+**
*From age of 75 to 80+*

[e] **Anggaran**
*Estimates*

# NEGERI & DAERAH PENTADBIRAN

## *STATE & ADMINISTRATIVE DISTRICT*

# TERENGGANU

# 2026e

**Muka surat ini sengaja dibiarkan kosong**

*This page is deliberately left blank*

**Jadual 5.13: Jadual hayat ringkas mengikut jantina dan umur, Terengganu, 2026[e]**

*Table 5.13: Abridged life table by sex and age, Terengganu, 2026 [e]*

| **Umur** *Age* | **Kebarangkalian mati di antara umur x dan umur x+n** *Probability of dying between age x and age x+n* | **Bilangan kematian di antara umur x dan umur x+n** *Number of deaths between age x and age x+n* | **Kadar tengah mortaliti di antara umur x dan umur x+n** *Central mortality rate between age x and age x+n* | **Penakat (orang yang masih hidup) pada umur tepat x** *Survivors at exact age x* | **Bilangan orang hidup-tahun di antara umur x dan umur x+n** *Number of person-years lived between age x and age x+n* | **Nisbah ketakatan** *Survival ratio* | **Jumlah bilangan orang hidup-tahun selepas umur tepat x** *Total number of person-years lived after exact age x* | **Jangkaan hayat** *Life expectancy* |
|---|---|---|---|---|---|---|---|---|
| **x** | $_nq_x$ | $_nd_x$ | $_nm_x$ | $l_x$ | $_nL_x$ | $_nS_x$ | $T_x$ | $e_x$ |
| **Lelaki dan Perempuan** *Both sexes* | | | | | | | | |
| **0** | 0.00686 | 686 | 0.00690 | 100,000 | 99,363 | 0.99264 [a] | 7,282,969 | 72.8 |
| **1** | 0.00122 | 121 | 0.00030 | 99,314 | 396,957 | 0.99889 [b] | 7,183,607 | 72.3 |
| **5** | 0.00081 | 80 | 0.00016 | 99,194 | 495,768 | 0.99866 | 6,786,649 | 68.4 |
| **10** | 0.00188 | 186 | 0.00038 | 99,114 | 495,102 | 0.99734 | 6,290,881 | 63.5 |
| **15** | 0.00345 | 341 | 0.00069 | 98,927 | 493,784 | 0.99641 | 5,795,779 | 58.6 |
| **20** | 0.00372 | 367 | 0.00075 | 98,586 | 492,013 | 0.99645 | 5,301,995 | 53.8 |
| **25** | 0.00338 | 332 | 0.00068 | 98,219 | 490,266 | 0.99498 | 4,809,982 | 49.0 |
| **30** | 0.00666 | 652 | 0.00134 | 97,887 | 487,806 | 0.99147 | 4,319,716 | 44.1 |
| **35** | 0.01042 | 1,013 | 0.00209 | 97,235 | 483,644 | 0.98684 | 3,831,910 | 39.4 |
| **40** | 0.01592 | 1,532 | 0.00321 | 96,222 | 477,281 | 0.97866 | 3,348,266 | 34.8 |
| **45** | 0.02684 | 2,541 | 0.00544 | 94,690 | 467,098 | 0.96695 | 2,870,985 | 30.3 |
| **50** | 0.03944 | 3,634 | 0.00805 | 92,149 | 451,659 | 0.95126 | 2,403,886 | 26.1 |
| **55** | 0.05842 | 5,171 | 0.01204 | 88,515 | 429,646 | 0.92553 | 1,952,227 | 22.1 |
| **60** | 0.09151 | 7,627 | 0.01918 | 83,344 | 397,651 | 0.89288 | 1,522,582 | 18.3 |
| **65** | 0.12430 | 9,411 | 0.02651 | 75,717 | 355,055 | 0.84662 | 1,124,931 | 14.9 |
| **70** | 0.18658 | 12,371 | 0.04116 | 66,305 | 300,598 | 0.77036 | 769,876 | 11.6 |
| **75** | 0.28257 | 15,240 | 0.06581 | 53,934 | 231,569 | 0.50654 [c] | 469,278 | 8.7 |
| **80+** | 1.00000 | 38,694 | 0.16278 | 38,694 | 237,709 | - | 237,709 | 6.1 |
| **Lelaki** *Male* | | | | | | | | |
| **0** | 0.00643 | 643 | 0.00647 | 100,000 | 99,396 | 0.99298 [a] | 7,029,769 | 70.3 |
| **1** | 0.00142 | 141 | 0.00035 | 99,357 | 397,094 | 0.99873 [b] | 6,930,373 | 69.8 |
| **5** | 0.00088 | 87 | 0.00018 | 99,216 | 495,862 | 0.99844 | 6,533,278 | 65.8 |
| **10** | 0.00224 | 222 | 0.00045 | 99,129 | 495,087 | 0.99611 | 6,037,417 | 60.9 |
| **15** | 0.00554 | 548 | 0.00111 | 98,906 | 493,162 | 0.99481 | 5,542,329 | 56.0 |
| **20** | 0.00484 | 476 | 0.00097 | 98,359 | 490,602 | 0.99537 | 5,049,167 | 51.3 |
| **25** | 0.00442 | 432 | 0.00089 | 97,882 | 488,330 | 0.99344 | 4,558,565 | 46.6 |
| **30** | 0.00871 | 848 | 0.00175 | 97,450 | 485,129 | 0.98896 | 4,070,235 | 41.8 |
| **35** | 0.01339 | 1,293 | 0.00270 | 96,601 | 479,774 | 0.98318 | 3,585,106 | 37.1 |
| **40** | 0.02029 | 1,934 | 0.00410 | 95,308 | 471,706 | 0.97370 | 3,105,332 | 32.6 |
| **45** | 0.03244 | 3,029 | 0.00659 | 93,374 | 459,300 | 0.95810 | 2,633,625 | 28.2 |
| **50** | 0.05169 | 4,670 | 0.01061 | 90,346 | 440,053 | 0.93610 | 2,174,326 | 24.1 |
| **55** | 0.07679 | 6,579 | 0.01597 | 85,676 | 411,932 | 0.90494 | 1,734,272 | 20.2 |
| **60** | 0.11485 | 9,084 | 0.02437 | 79,097 | 372,775 | 0.86595 | 1,322,340 | 16.7 |
| **65** | 0.15574 | 10,904 | 0.03378 | 70,013 | 322,805 | 0.81455 | 949,565 | 13.6 |
| **70** | 0.22063 | 13,041 | 0.04960 | 59,109 | 262,943 | 0.72860 | 626,759 | 10.6 |
| **75** | 0.33654 | 15,504 | 0.08093 | 46,068 | 191,580 | 0.47342 [c] | 363,816 | 7.9 |
| **80+** | 1.00000 | 30,564 | 0.17745 | 30,564 | 172,237 | - | 172,237 | 5.6 |
| **Perempuan** *Female* | | | | | | | | |
| **0** | 0.00731 | 731 | 0.00736 | 100,000 | 99,322 | 0.99230 [a] | 7,567,916 | 75.7 |
| **1** | 0.00100 | 100 | 0.00025 | 99,269 | 396,829 | 0.99903 [b] | 7,468,595 | 75.2 |
| **5** | 0.00073 | 72 | 0.00015 | 99,170 | 495,667 | 0.99889 | 7,071,766 | 71.3 |
| **10** | 0.00150 | 149 | 0.00030 | 99,097 | 495,115 | 0.99865 | 6,576,098 | 66.4 |
| **15** | 0.00119 | 118 | 0.00024 | 98,949 | 494,447 | 0.99818 | 6,080,983 | 61.5 |
| **20** | 0.00246 | 243 | 0.00049 | 98,830 | 493,545 | 0.99765 | 5,586,536 | 56.5 |
| **25** | 0.00224 | 221 | 0.00045 | 98,588 | 492,386 | 0.99675 | 5,092,991 | 51.7 |
| **30** | 0.00426 | 419 | 0.00085 | 98,367 | 490,787 | 0.99438 | 4,600,605 | 46.8 |
| **35** | 0.00699 | 685 | 0.00140 | 97,948 | 488,027 | 0.99100 | 4,109,818 | 42.0 |
| **40** | 0.01102 | 1,072 | 0.00222 | 97,263 | 483,634 | 0.98413 | 3,621,792 | 37.2 |
| **45** | 0.02077 | 1,998 | 0.00420 | 96,191 | 475,959 | 0.97588 | 3,138,158 | 32.6 |
| **50** | 0.02753 | 2,593 | 0.00558 | 94,193 | 464,481 | 0.96578 | 2,662,199 | 28.3 |
| **55** | 0.04110 | 3,764 | 0.00839 | 91,600 | 448,587 | 0.94483 | 2,197,719 | 24.0 |
| **60** | 0.06984 | 6,134 | 0.01447 | 87,835 | 423,840 | 0.91774 | 1,749,131 | 19.9 |
| **65** | 0.09562 | 7,812 | 0.02008 | 81,701 | 388,974 | 0.87580 | 1,325,291 | 16.2 |
| **70** | 0.15580 | 11,512 | 0.03379 | 73,889 | 340,664 | 0.80816 | 936,317 | 12.7 |
| **75** | 0.23454 | 14,630 | 0.05314 | 62,377 | 275,309 | 0.53780 [c] | 595,653 | 9.5 |
| **80+** | 1.00000 | 47,747 | 0.14905 | 47,747 | 320,344 | - | 320,344 | 6.7 |

**Nota:** *Notes:*

[a] **Daripada umur 0 hingga kumpulan umur 1-4**
*From age of 0 to age group 1-4*

[b] **Daripada umur 0, kumpulan umur 1-4 hingga kumpulan umur 5-9**
*From age of 0, age group 1-4 to age group 5-9*

[c] **Daripada umur 75 hingga 80+**
*From age of 75 to 80+*

[e] **Anggaran**
*Estimates*

**Jadual 5.13.1: Jadual hayat ringkas mengikut jantina dan umur, Besut, Terengganu, 2026[e]**

*Table 5.13.1: Abridged life table by sex and age, Besut, Terengganu, 2026 [e]*

| **Umur** *Age* | **Kebarangkalian mati di antara umur x dan umur x+n** *Probability of dying between age x and age x+n* | **Bilangan kematian di antara umur x dan umur x+n** *Number of deaths between age x and age x+n* | **Kadar tengah mortaliti di antara umur x dan umur x+n** *Central mortality rate between age x and age x+n* | **Penakat (orang yang masih hidup) pada umur tepat x** *Survivors at exact age x* | **Bilangan orang hidup-tahun di antara umur x dan umur x+n** *Number of person-years lived between age x and age x+n* | **Nisbah ketakatan** *Survival ratio* | **Jumlah bilangan orang hidup-tahun selepas umur tepat x** *Total number of person-years lived after exact age x* | **Jangkaan hayat** *Life expectancy* |
|---|---|---|---|---|---|---|---|---|
| **x** | $_nq_x$ | $_nd_x$ | $_nm_x$ | $l_x$ | $_nL_x$ | $_nS_x$ | $T_x$ | $e_x$ |
| **Lelaki dan Perempuan** *Both sexes* | | | | | | | | |
| **0** | 0.00517 | 517 | 0.00519 | 100,000 | 99,517 | 0.99435 [a] | 7,202,137 | 72.0 |
| **1** | 0.00112 | 111 | 0.00028 | 99,483 | 397,656 | 0.99891 [b] | 7,102,621 | 71.4 |
| **5** | 0.00091 | 90 | 0.00018 | 99,372 | 496,633 | 0.99794 | 6,704,965 | 67.5 |
| **10** | 0.00320 | 318 | 0.00064 | 99,282 | 495,612 | 0.99591 | 6,208,331 | 62.5 |
| **15** | 0.00498 | 493 | 0.00100 | 98,963 | 493,584 | 0.99409 | 5,712,719 | 57.7 |
| **20** | 0.00684 | 673 | 0.00137 | 98,470 | 490,668 | 0.99365 | 5,219,135 | 53.0 |
| **25** | 0.00586 | 573 | 0.00118 | 97,797 | 487,551 | 0.99265 | 4,728,468 | 48.3 |
| **30** | 0.00884 | 859 | 0.00178 | 97,224 | 483,970 | 0.98865 | 4,240,917 | 43.6 |
| **35** | 0.01389 | 1,339 | 0.00280 | 96,364 | 478,475 | 0.98234 | 3,756,947 | 39.0 |
| **40** | 0.02149 | 2,042 | 0.00434 | 95,026 | 470,023 | 0.97496 | 3,278,472 | 34.5 |
| **45** | 0.02866 | 2,665 | 0.00582 | 92,984 | 458,256 | 0.96064 | 2,808,449 | 30.2 |
| **50** | 0.05037 | 4,549 | 0.01033 | 90,319 | 440,221 | 0.94899 | 2,350,194 | 26.0 |
| **55** | 0.05168 | 4,432 | 0.01061 | 85,770 | 417,767 | 0.93140 | 1,909,973 | 22.3 |
| **60** | 0.08645 | 7,031 | 0.01807 | 81,337 | 389,108 | 0.89717 | 1,492,206 | 18.3 |
| **65** | 0.12077 | 8,974 | 0.02571 | 74,306 | 349,095 | 0.84127 | 1,103,098 | 14.8 |
| **70** | 0.20192 | 13,192 | 0.04492 | 65,332 | 293,682 | 0.76979 | 754,003 | 11.5 |
| **75** | 0.26567 | 13,852 | 0.06127 | 52,141 | 226,072 | 0.50888 [c] | 460,321 | 8.8 |
| **80+** | 1.00000 | 38,288 | 0.16345 | 38,288 | 234,249 | - | 234,249 | 6.1 |
| **Lelaki** *Male* | | | | | | | | |
| **0** | 0.00384 | 384 | 0.00386 | 100,000 | 99,636 | 0.99594 [a] | 6,897,547 | 69.0 |
| **1** | 0.00055 | 55 | 0.00014 | 99,616 | 398,334 | 0.99908 [b] | 6,797,911 | 68.2 |
| **5** | 0.00119 | 118 | 0.00024 | 99,561 | 497,510 | 0.99703 | 6,399,577 | 64.3 |
| **10** | 0.00476 | 473 | 0.00095 | 99,443 | 496,032 | 0.99372 | 5,902,067 | 59.4 |
| **15** | 0.00781 | 773 | 0.00157 | 98,970 | 492,918 | 0.99327 | 5,406,034 | 54.6 |
| **20** | 0.00565 | 555 | 0.00113 | 98,197 | 489,599 | 0.99285 | 4,913,117 | 50.0 |
| **25** | 0.00866 | 846 | 0.00174 | 97,643 | 486,098 | 0.98897 | 4,423,518 | 45.3 |
| **30** | 0.01342 | 1,299 | 0.00270 | 96,797 | 480,737 | 0.98330 | 3,937,419 | 40.7 |
| **35** | 0.02003 | 1,912 | 0.00405 | 95,498 | 472,710 | 0.97579 | 3,456,682 | 36.2 |
| **40** | 0.02848 | 2,665 | 0.00578 | 93,586 | 461,265 | 0.96764 | 2,983,972 | 31.9 |
| **45** | 0.03636 | 3,306 | 0.00741 | 90,920 | 446,337 | 0.94726 | 2,522,707 | 27.7 |
| **50** | 0.06973 | 6,109 | 0.01445 | 87,614 | 422,799 | 0.93106 | 2,076,370 | 23.7 |
| **55** | 0.06808 | 5,549 | 0.01410 | 81,505 | 393,653 | 0.90690 | 1,653,571 | 20.3 |
| **60** | 0.11995 | 9,111 | 0.02552 | 75,956 | 357,003 | 0.85818 | 1,259,919 | 16.6 |
| **65** | 0.16667 | 11,141 | 0.03636 | 66,845 | 306,373 | 0.79835 | 902,916 | 13.5 |
| **70** | 0.24363 | 13,571 | 0.05548 | 55,704 | 244,593 | 0.74097 | 596,543 | 10.7 |
| **75** | 0.27938 | 11,771 | 0.06495 | 42,133 | 181,237 | 0.48505 [c] | 351,950 | 8.4 |
| **80+** | 1.00000 | 30,362 | 0.17785 | 30,362 | 170,712 | - | 170,712 | 5.6 |
| **Perempuan** *Female* | | | | | | | | |
| **0** | 0.00662 | 662 | 0.00667 | 100,000 | 99,384 | 0.99262 [a] | 7,541,776 | 75.4 |
| **1** | 0.00171 | 170 | 0.00043 | 99,338 | 396,927 | 0.99874 [b] | 7,442,392 | 74.9 |
| **5** | 0.00062 | 61 | 0.00012 | 99,167 | 495,683 | 0.99894 | 7,045,465 | 71.0 |
| **10** | 0.00150 | 148 | 0.00030 | 99,106 | 495,159 | 0.99828 | 6,549,782 | 66.1 |
| **15** | 0.00194 | 192 | 0.00039 | 98,958 | 494,308 | 0.99495 | 6,054,623 | 61.2 |
| **20** | 0.00816 | 806 | 0.00164 | 98,766 | 491,813 | 0.99448 | 5,560,314 | 56.3 |
| **25** | 0.00286 | 280 | 0.00057 | 97,960 | 489,098 | 0.99677 | 5,068,501 | 51.7 |
| **30** | 0.00361 | 352 | 0.00072 | 97,680 | 487,517 | 0.99474 | 4,579,403 | 46.9 |
| **35** | 0.00693 | 674 | 0.00139 | 97,327 | 484,952 | 0.98961 | 4,091,886 | 42.0 |
| **40** | 0.01388 | 1,342 | 0.00280 | 96,653 | 479,911 | 0.98274 | 3,606,934 | 37.3 |
| **45** | 0.02067 | 1,970 | 0.00418 | 95,311 | 471,630 | 0.97387 | 3,127,022 | 32.8 |
| **50** | 0.03171 | 2,959 | 0.00644 | 93,341 | 459,306 | 0.96583 | 2,655,392 | 28.4 |
| **55** | 0.03672 | 3,319 | 0.00748 | 90,381 | 443,609 | 0.95383 | 2,196,086 | 24.3 |
| **60** | 0.05598 | 4,874 | 0.01152 | 87,062 | 423,128 | 0.93249 | 1,752,477 | 20.1 |
| **65** | 0.07972 | 6,552 | 0.01661 | 82,189 | 394,563 | 0.87890 | 1,329,349 | 16.2 |
| **70** | 0.16606 | 12,561 | 0.03622 | 75,636 | 346,781 | 0.79336 | 934,786 | 12.4 |
| **75** | 0.25529 | 16,103 | 0.05853 | 63,076 | 275,123 | 0.53211 [c] | 588,005 | 9.3 |
| **80+** | 1.00000 | 46,973 | 0.15013 | 46,973 | 312,882 | - | 312,882 | 6.7 |

**Nota:** *Notes:*

[a] **Daripada umur 0 hingga kumpulan umur 1-4**
*From age of 0 to age group 1-4*

[b] **Daripada umur 0, kumpulan umur 1-4 hingga kumpulan umur 5-9**
*From age of 0, age group 1-4 to age group 5-9*

[c] **Daripada umur 75 hingga 80+**
*From age of 75 to 80+*

[e] **Anggaran**
*Estimates*

**Jadual 5.13.2: Jadual hayat ringkas mengikut jantina dan umur, Dungun, Terengganu, 2026[e]**

*Table 5.13.2: Abridged life table by sex and age, Dungun, Terengganu, 2026 [e]*

| **Umur** *Age* | **Kebarangkalian mati di antara umur x dan umur x+n** *Probability of dying between age x and age x+n* | **Bilangan kematian di antara umur x dan umur x+n** *Number of deaths between age x and age x+n* | **Kadar tengah mortaliti di antara umur x dan umur x+n** *Central mortality rate between age x and age x+n* | **Penakat (orang yang masih hidup) pada umur tepat x** *Survivors at exact age x* | **Bilangan orang hidup-tahun di antara umur x dan umur x+n** *Number of person-years lived between age x and age x+n* | **Nisbah ketakatan** *Survival ratio* | **Jumlah bilangan orang hidup-tahun selepas umur tepat x** *Total number of person-years lived after exact age x* | **Jangkaan hayat** *Life expectancy* |
|---|---|---|---|---|---|---|---|---|
| **x** | $_nq_x$ | $_nd_x$ | $_nm_x$ | $l_x$ | $_nL_x$ | $_nS_x$ | $T_x$ | $e_x$ |
| **Lelaki dan Perempuan** *Both sexes* | | | | | | | | |
| **0** | 0.01021 | 1,021 | 0.01031 | 100,000 | 99,061 | 0.98965 [a] | 7,181,737 | 71.8 |
| **1** | 0.00062 | 61 | 0.00015 | 98,979 | 395,764 | 0.99903 [b] | 7,082,675 | 71.6 |
| **5** | 0.00099 | 98 | 0.00020 | 98,918 | 494,345 | 0.99841 | 6,686,912 | 67.6 |
| **10** | 0.00220 | 217 | 0.00044 | 98,820 | 493,557 | 0.99742 | 6,192,567 | 62.7 |
| **15** | 0.00296 | 292 | 0.00059 | 98,603 | 492,284 | 0.99708 | 5,699,010 | 57.8 |
| **20** | 0.00289 | 284 | 0.00058 | 98,311 | 490,845 | 0.99701 | 5,206,726 | 53.0 |
| **25** | 0.00310 | 304 | 0.00062 | 98,027 | 489,377 | 0.99466 | 4,715,880 | 48.1 |
| **30** | 0.00759 | 742 | 0.00152 | 97,724 | 486,764 | 0.98943 | 4,226,503 | 43.2 |
| **35** | 0.01358 | 1,317 | 0.00273 | 96,982 | 481,618 | 0.98330 | 3,739,740 | 38.6 |
| **40** | 0.01987 | 1,900 | 0.00401 | 95,665 | 473,575 | 0.97466 | 3,258,122 | 34.1 |
| **45** | 0.03092 | 2,899 | 0.00628 | 93,765 | 461,576 | 0.96559 | 2,784,547 | 29.7 |
| **50** | 0.03802 | 3,455 | 0.00775 | 90,866 | 445,691 | 0.95236 | 2,322,972 | 25.6 |
| **55** | 0.05764 | 5,039 | 0.01187 | 87,411 | 424,457 | 0.91873 | 1,877,281 | 21.5 |
| **60** | 0.10635 | 8,760 | 0.02246 | 82,372 | 389,960 | 0.87944 | 1,452,825 | 17.6 |
| **65** | 0.13646 | 10,045 | 0.02929 | 73,612 | 342,946 | 0.83130 | 1,062,865 | 14.4 |
| **70** | 0.20603 | 13,096 | 0.04594 | 63,566 | 285,091 | 0.76117 | 719,919 | 11.3 |
| **75** | 0.28015 | 14,139 | 0.06516 | 50,470 | 217,002 | 0.50095 [c] | 434,828 | 8.6 |
| **80+** | 1.00000 | 36,331 | 0.16679 | 36,331 | 217,827 | - | 217,827 | 6.0 |
| **Lelaki** *Male* | | | | | | | | |
| **0** | 0.00901 | 901 | 0.00909 | 100,000 | 99,160 | 0.99111 [a] | 6,956,018 | 69.6 |
| **1** | 0.00000 | - | 0.00000 | 99,099 | 396,394 | 0.99954 [b] | 6,856,858 | 69.2 |
| **5** | 0.00066 | 66 | 0.00013 | 99,099 | 495,328 | 0.99809 | 6,460,464 | 65.2 |
| **10** | 0.00316 | 313 | 0.00063 | 99,033 | 494,382 | 0.99586 | 5,965,135 | 60.2 |
| **15** | 0.00512 | 506 | 0.00103 | 98,720 | 492,336 | 0.99500 | 5,470,753 | 55.4 |
| **20** | 0.00488 | 479 | 0.00098 | 98,214 | 489,874 | 0.99510 | 4,978,417 | 50.7 |
| **25** | 0.00493 | 482 | 0.00099 | 97,735 | 487,472 | 0.99278 | 4,488,543 | 45.9 |
| **30** | 0.00952 | 926 | 0.00191 | 97,254 | 483,953 | 0.98599 | 4,001,070 | 41.1 |
| **35** | 0.01854 | 1,786 | 0.00374 | 96,328 | 477,175 | 0.97861 | 3,517,117 | 36.5 |
| **40** | 0.02430 | 2,297 | 0.00492 | 94,542 | 466,967 | 0.96895 | 3,039,942 | 32.2 |
| **45** | 0.03797 | 3,502 | 0.00774 | 92,245 | 452,468 | 0.95891 | 2,572,975 | 27.9 |
| **50** | 0.04435 | 3,935 | 0.00907 | 88,743 | 433,874 | 0.93951 | 2,120,507 | 23.9 |
| **55** | 0.07738 | 6,562 | 0.01610 | 84,807 | 407,631 | 0.89217 | 1,686,633 | 19.9 |
| **60** | 0.14085 | 11,020 | 0.03030 | 78,245 | 363,675 | 0.84738 | 1,279,002 | 16.3 |
| **65** | 0.16633 | 11,182 | 0.03628 | 67,225 | 308,169 | 0.81478 | 915,327 | 13.6 |
| **70** | 0.20787 | 11,649 | 0.04640 | 56,043 | 251,091 | 0.74278 | 607,158 | 10.8 |
| **75** | 0.31953 | 14,185 | 0.07606 | 44,393 | 186,505 | 0.47621 [c] | 356,067 | 8.0 |
| **80+** | 1.00000 | 30,209 | 0.17816 | 30,209 | 169,562 | - | 169,562 | 5.6 |
| **Perempuan** *Female* | | | | | | | | |
| **0** | 0.01146 | 1,146 | 0.01158 | 100,000 | 98,951 | 0.98810 [a] | 7,436,929 | 74.4 |
| **1** | 0.00128 | 126 | 0.00032 | 98,854 | 395,102 | 0.99851 [b] | 7,337,978 | 74.2 |
| **5** | 0.00131 | 129 | 0.00026 | 98,728 | 493,318 | 0.99872 | 6,942,877 | 70.3 |
| **10** | 0.00125 | 123 | 0.00025 | 98,599 | 492,687 | 0.99904 | 6,449,559 | 65.4 |
| **15** | 0.00068 | 67 | 0.00014 | 98,476 | 492,212 | 0.99932 | 5,956,872 | 60.5 |
| **20** | 0.00068 | 67 | 0.00014 | 98,409 | 491,879 | 0.99908 | 5,464,661 | 55.5 |
| **25** | 0.00116 | 114 | 0.00023 | 98,343 | 491,428 | 0.99690 | 4,972,782 | 50.6 |
| **30** | 0.00504 | 495 | 0.00101 | 98,228 | 489,906 | 0.99366 | 4,481,354 | 45.6 |
| **35** | 0.00766 | 748 | 0.00154 | 97,734 | 486,798 | 0.98873 | 3,991,449 | 40.8 |
| **40** | 0.01491 | 1,446 | 0.00300 | 96,985 | 481,312 | 0.98099 | 3,504,651 | 36.1 |
| **45** | 0.02317 | 2,214 | 0.00469 | 95,540 | 472,163 | 0.97249 | 3,023,339 | 31.6 |
| **50** | 0.03195 | 2,982 | 0.00649 | 93,326 | 459,174 | 0.96499 | 2,551,176 | 27.3 |
| **55** | 0.03817 | 3,449 | 0.00778 | 90,344 | 443,098 | 0.94405 | 2,092,002 | 23.2 |
| **60** | 0.07444 | 6,469 | 0.01546 | 86,895 | 418,304 | 0.90884 | 1,648,904 | 19.0 |
| **65** | 0.10922 | 8,784 | 0.02311 | 80,427 | 380,171 | 0.84597 | 1,230,600 | 15.3 |
| **70** | 0.20432 | 14,638 | 0.04551 | 71,642 | 321,615 | 0.77941 | 850,429 | 11.9 |
| **75** | 0.24103 | 13,740 | 0.05481 | 57,004 | 250,670 | 0.52598 [c] | 528,814 | 9.3 |
| **80+** | 1.00000 | 43,264 | 0.15555 | 43,264 | 278,144 | - | 278,144 | 6.4 |

**Nota:** *Notes:*

[a] **Daripada umur 0 hingga kumpulan umur 1-4**
*From age of 0 to age group 1-4*

[b] **Daripada umur 0, kumpulan umur 1-4 hingga kumpulan umur 5-9**
*From age of 0, age group 1-4 to age group 5-9*

[c] **Daripada umur 75 hingga 80+**
*From age of 75 to 80+*

[e] **Anggaran**
*Estimates*

**Jadual 5.13.3: Jadual hayat ringkas mengikut jantina dan umur, Kemaman, Terengganu, 2026[e]**

*Table 5.13.3: Abridged life table by sex and age, Kemaman, Terengganu, 2026 [e]*

| **Umur** *Age* | **Kebarangkalian mati di antara umur x dan umur x+n** *Probability of dying between age x and age x+n* | **Bilangan kematian di antara umur x dan umur x+n** *Number of deaths between age x and age x+n* | **Kadar tengah mortaliti di antara umur x dan umur x+n** *Central mortality rate between age x and age x+n* | **Penakat (orang yang masih hidup) pada umur tepat x** *Survivors at exact age x* | **Bilangan orang hidup-tahun di antara umur x dan umur x+n** *Number of person-years lived between age x and age x+n* | **Nisbah ketakatan** *Survival ratio* | **Jumlah bilangan orang hidup-tahun selepas umur tepat x** *Total number of person-years lived after exact age x* | **Jangkaan hayat** *Life expectancy* |
|---|---|---|---|---|---|---|---|---|
| **x** | $_nq_x$ | $_nd_x$ | $_nm_x$ | $l_x$ | $_nL_x$ | $_nS_x$ | $T_x$ | $e_x$ |
| **Lelaki dan Perempuan** *Both sexes* | | | | | | | | |
| **0** | 0.00758 | 758 | 0.00763 | 100,000 | 99,297 | 0.99190 [a] | 7,304,344 | 73.0 |
| **1** | 0.00128 | 127 | 0.00032 | 99,242 | 396,651 | 0.99912 [b] | 7,205,047 | 72.6 |
| **5** | 0.00026 | 25 | 0.00005 | 99,115 | 495,509 | 0.99919 | 6,808,397 | 68.7 |
| **10** | 0.00136 | 134 | 0.00027 | 99,089 | 495,110 | 0.99788 | 6,312,887 | 63.7 |
| **15** | 0.00288 | 285 | 0.00058 | 98,955 | 494,062 | 0.99677 | 5,817,777 | 58.8 |
| **20** | 0.00357 | 353 | 0.00072 | 98,670 | 492,467 | 0.99677 | 5,323,715 | 54.0 |
| **25** | 0.00288 | 283 | 0.00058 | 98,317 | 490,877 | 0.99565 | 4,831,248 | 49.1 |
| **30** | 0.00582 | 571 | 0.00117 | 98,034 | 488,743 | 0.99410 | 4,340,371 | 44.3 |
| **35** | 0.00598 | 583 | 0.00120 | 97,463 | 485,859 | 0.99281 | 3,851,628 | 39.5 |
| **40** | 0.00841 | 815 | 0.00169 | 96,880 | 482,364 | 0.98488 | 3,365,769 | 34.7 |
| **45** | 0.02187 | 2,101 | 0.00442 | 96,065 | 475,073 | 0.97351 | 2,883,405 | 30.0 |
| **50** | 0.03120 | 2,932 | 0.00634 | 93,964 | 462,490 | 0.96027 | 2,408,332 | 25.6 |
| **55** | 0.04853 | 4,417 | 0.00995 | 91,032 | 444,116 | 0.92726 | 1,945,843 | 21.4 |
| **60** | 0.09819 | 8,505 | 0.02065 | 86,615 | 411,810 | 0.88511 | 1,501,726 | 17.3 |
| **65** | 0.13341 | 10,420 | 0.02859 | 78,109 | 364,496 | 0.84035 | 1,089,916 | 14.0 |
| **70** | 0.18994 | 12,857 | 0.04197 | 67,689 | 306,303 | 0.72358 | 725,420 | 10.7 |
| **75** | 0.38317 | 21,010 | 0.09480 | 54,832 | 221,635 | 0.47118 [c] | 419,117 | 7.6 |
| **80+** | 1.00000 | 33,822 | 0.17127 | 33,822 | 197,481 | - | 197,481 | 5.8 |
| **Lelaki** *Male* | | | | | | | | |
| **0** | 0.00923 | 923 | 0.00931 | 100,000 | 99,141 | 0.98972 [a] | 7,118,281 | 71.2 |
| **1** | 0.00250 | 247 | 0.00062 | 99,077 | 395,720 | 0.99830 [b] | 7,019,140 | 70.8 |
| **5** | 0.00052 | 51 | 0.00010 | 98,830 | 494,020 | 0.99897 | 6,623,420 | 67.0 |
| **10** | 0.00155 | 153 | 0.00031 | 98,778 | 493,510 | 0.99703 | 6,129,400 | 62.1 |
| **15** | 0.00439 | 433 | 0.00088 | 98,626 | 492,046 | 0.99542 | 5,635,890 | 57.1 |
| **20** | 0.00477 | 469 | 0.00096 | 98,193 | 489,793 | 0.99643 | 5,143,844 | 52.4 |
| **25** | 0.00237 | 232 | 0.00047 | 97,724 | 488,043 | 0.99482 | 4,654,051 | 47.6 |
| **30** | 0.00800 | 780 | 0.00161 | 97,493 | 485,513 | 0.99239 | 4,166,008 | 42.7 |
| **35** | 0.00721 | 698 | 0.00145 | 96,712 | 481,818 | 0.99151 | 3,680,494 | 38.1 |
| **40** | 0.00978 | 939 | 0.00197 | 96,015 | 477,726 | 0.98345 | 3,198,676 | 33.3 |
| **45** | 0.02338 | 2,223 | 0.00473 | 95,076 | 469,821 | 0.96859 | 2,720,950 | 28.6 |
| **50** | 0.03963 | 3,679 | 0.00809 | 92,853 | 455,065 | 0.94924 | 2,251,129 | 24.2 |
| **55** | 0.06235 | 5,560 | 0.01287 | 89,173 | 431,968 | 0.91222 | 1,796,064 | 20.1 |
| **60** | 0.11491 | 9,608 | 0.02438 | 83,614 | 394,048 | 0.86306 | 1,364,096 | 16.3 |
| **65** | 0.16182 | 11,976 | 0.03521 | 74,005 | 340,087 | 0.80811 | 970,049 | 13.1 |
| **70** | 0.22776 | 14,128 | 0.05141 | 62,030 | 274,829 | 0.70166 | 629,961 | 10.2 |
| **75** | 0.38975 | 18,670 | 0.09682 | 47,902 | 192,835 | 0.45701 [c] | 355,133 | 7.4 |
| **80+** | 1.00000 | 29,232 | 0.18011 | 29,232 | 162,298 | - | 162,298 | 5.6 |
| **Perempuan** *Female* | | | | | | | | |
| **0** | 0.00581 | 581 | 0.00585 | 100,000 | 99,458 | 0.99426 [a] | 7,519,761 | 75.2 |
| **1** | 0.00000 | - | 0.00000 | 99,419 | 397,674 | 0.99992 [b] | 7,420,303 | 74.6 |
| **5** | 0.00000 | - | 0.00000 | 99,419 | 497,093 | 0.99942 | 7,022,629 | 70.6 |
| **10** | 0.00116 | 116 | 0.00023 | 99,419 | 496,804 | 0.99878 | 6,525,536 | 65.6 |
| **15** | 0.00128 | 127 | 0.00026 | 99,303 | 496,198 | 0.99830 | 6,028,732 | 60.7 |
| **20** | 0.00211 | 210 | 0.00042 | 99,176 | 495,357 | 0.99711 | 5,532,534 | 55.8 |
| **25** | 0.00367 | 363 | 0.00074 | 98,967 | 493,924 | 0.99672 | 5,037,177 | 50.9 |
| **30** | 0.00288 | 284 | 0.00058 | 98,603 | 492,307 | 0.99633 | 4,543,253 | 46.1 |
| **35** | 0.00446 | 438 | 0.00089 | 98,319 | 490,502 | 0.99437 | 4,050,946 | 41.2 |
| **40** | 0.00680 | 666 | 0.00137 | 97,881 | 487,741 | 0.98659 | 3,560,445 | 36.4 |
| **45** | 0.02006 | 1,951 | 0.00405 | 97,215 | 481,200 | 0.97903 | 3,072,704 | 31.6 |
| **50** | 0.02189 | 2,086 | 0.00443 | 95,265 | 471,109 | 0.97231 | 2,591,504 | 27.2 |
| **55** | 0.03362 | 3,133 | 0.00684 | 93,179 | 458,063 | 0.94274 | 2,120,395 | 22.8 |
| **60** | 0.08173 | 7,359 | 0.01704 | 90,046 | 431,832 | 0.90715 | 1,662,332 | 18.5 |
| **65** | 0.10495 | 8,678 | 0.02215 | 82,687 | 391,738 | 0.87279 | 1,230,500 | 14.9 |
| **70** | 0.15207 | 11,254 | 0.03292 | 74,008 | 341,907 | 0.74542 | 838,762 | 11.3 |
| **75** | 0.37547 | 23,562 | 0.09245 | 62,754 | 254,865 | 0.48704 [c] | 496,855 | 7.9 |
| **80+** | 1.00000 | 39,192 | 0.16196 | 39,192 | 241,990 | - | 241,990 | 6.2 |

**Nota:** *Notes:*

[a] **Daripada umur 0 hingga kumpulan umur 1-4**
*From age of 0 to age group 1-4*

[b] **Daripada umur 0, kumpulan umur 1-4 hingga kumpulan umur 5-9**
*From age of 0, age group 1-4 to age group 5-9*

[c] **Daripada umur 75 hingga 80+**
*From age of 75 to 80+*

[e] **Anggaran**
*Estimates*

**Jadual 5.13.4: Jadual hayat ringkas mengikut jantina dan umur, Kuala Terengganu, Terengganu, 2026[e]**

*Table 5.13.4: Abridged life table by sex and age, Kuala Terengganu, Terengganu, 2026 [e]*

| **Umur** *Age* | **Kebarangkalian mati di antara umur x dan umur x+n** *Probability of dying between age x and age x+n* | **Bilangan kematian di antara umur x dan umur x+n** *Number of deaths between age x and age x+n* | **Kadar tengah mortaliti di antara umur x dan umur x+n** *Central mortality rate between age x and age x+n* | **Penakat (orang yang masih hidup) pada umur tepat x** *Survivors at exact age x* | **Bilangan orang hidup-tahun di antara umur x dan umur x+n** *Number of person-years lived between age x and age x+n* | **Nisbah ketakatan** *Survival ratio* | **Jumlah bilangan orang hidup-tahun selepas umur tepat x** *Total number of person-years lived after exact age x* | **Jangkaan hayat** *Life expectancy* |
|---|---|---|---|---|---|---|---|---|
| **x** | $_nq_x$ | $_nd_x$ | $_nm_x$ | $l_x$ | $_nL_x$ | $_nS_x$ | $T_x$ | $e_x$ |
| **Lelaki dan Perempuan** *Both sexes* | | | | | | | | |
| **0** | 0.00596 | 596 | 0.00599 | 100,000 | 99,445 | 0.99340 [a] | 7,249,052 | 72.5 |
| **1** | 0.00147 | 146 | 0.00037 | 99,404 | 397,254 | 0.99885 [b] | 7,149,607 | 71.9 |
| **5** | 0.00067 | 66 | 0.00013 | 99,258 | 496,125 | 0.99863 | 6,752,353 | 68.0 |
| **10** | 0.00207 | 206 | 0.00042 | 99,192 | 495,444 | 0.99748 | 6,256,228 | 63.1 |
| **15** | 0.00297 | 294 | 0.00060 | 98,986 | 494,194 | 0.99718 | 5,760,784 | 58.2 |
| **20** | 0.00266 | 263 | 0.00053 | 98,692 | 492,801 | 0.99708 | 5,266,590 | 53.4 |
| **25** | 0.00317 | 312 | 0.00064 | 98,429 | 491,362 | 0.99532 | 4,773,789 | 48.5 |
| **30** | 0.00618 | 607 | 0.00124 | 98,116 | 489,065 | 0.99151 | 4,282,426 | 43.6 |
| **35** | 0.01081 | 1,054 | 0.00217 | 97,510 | 484,913 | 0.98491 | 3,793,361 | 38.9 |
| **40** | 0.01941 | 1,872 | 0.00392 | 96,455 | 477,597 | 0.97330 | 3,308,448 | 34.3 |
| **45** | 0.03414 | 3,229 | 0.00695 | 94,583 | 464,844 | 0.96371 | 2,830,851 | 29.9 |
| **50** | 0.03853 | 3,519 | 0.00786 | 91,354 | 447,973 | 0.94752 | 2,366,008 | 25.9 |
| **55** | 0.06699 | 5,884 | 0.01386 | 87,835 | 424,463 | 0.91720 | 1,918,035 | 21.8 |
| **60** | 0.09975 | 8,175 | 0.02100 | 81,950 | 389,316 | 0.88895 | 1,493,572 | 18.2 |
| **65** | 0.12359 | 9,118 | 0.02635 | 73,776 | 346,084 | 0.84823 | 1,104,256 | 15.0 |
| **70** | 0.18392 | 11,892 | 0.04051 | 64,658 | 293,558 | 0.77754 | 758,172 | 11.7 |
| **75** | 0.26968 | 14,230 | 0.06234 | 52,766 | 228,254 | 0.50872 [c] | 464,613 | 8.8 |
| **80+** | 1.00000 | 38,536 | 0.16304 | 38,536 | 236,360 | - | 236,360 | 6.1 |
| **Lelaki** *Male* | | | | | | | | |
| **0** | 0.00443 | 443 | 0.00445 | 100,000 | 99,582 | 0.99462 [a] | 7,010,859 | 70.1 |
| **1** | 0.00212 | 212 | 0.00053 | 99,557 | 397,729 | 0.99839 [b] | 6,911,278 | 69.4 |
| **5** | 0.00087 | 86 | 0.00017 | 99,346 | 496,512 | 0.99881 | 6,513,549 | 65.6 |
| **10** | 0.00151 | 150 | 0.00030 | 99,259 | 495,923 | 0.99708 | 6,017,036 | 60.6 |
| **15** | 0.00434 | 430 | 0.00087 | 99,110 | 494,473 | 0.99599 | 5,521,114 | 55.7 |
| **20** | 0.00368 | 363 | 0.00074 | 98,680 | 492,489 | 0.99632 | 5,026,641 | 50.9 |
| **25** | 0.00368 | 362 | 0.00074 | 98,316 | 490,676 | 0.99432 | 4,534,151 | 46.1 |
| **30** | 0.00769 | 753 | 0.00154 | 97,954 | 487,889 | 0.98927 | 4,043,475 | 41.3 |
| **35** | 0.01380 | 1,341 | 0.00278 | 97,201 | 482,654 | 0.98053 | 3,555,587 | 36.6 |
| **40** | 0.02522 | 2,417 | 0.00511 | 95,860 | 473,257 | 0.96698 | 3,072,933 | 32.1 |
| **45** | 0.04102 | 3,833 | 0.00838 | 93,443 | 457,630 | 0.95515 | 2,599,675 | 27.8 |
| **50** | 0.04885 | 4,377 | 0.01001 | 89,609 | 437,104 | 0.93015 | 2,142,045 | 23.9 |
| **55** | 0.09193 | 7,835 | 0.01927 | 85,232 | 406,573 | 0.89344 | 1,704,941 | 20.0 |
| **60** | 0.12266 | 9,494 | 0.02614 | 77,397 | 363,250 | 0.86983 | 1,298,369 | 16.8 |
| **65** | 0.13872 | 9,420 | 0.02981 | 67,903 | 315,967 | 0.82120 | 935,118 | 13.8 |
| **70** | 0.22533 | 13,178 | 0.05079 | 58,484 | 259,474 | 0.72885 | 619,151 | 10.6 |
| **75** | 0.33030 | 14,964 | 0.07913 | 45,306 | 189,118 | 0.47420 [c] | 359,677 | 7.9 |
| **80+** | 1.00000 | 30,341 | 0.17789 | 30,341 | 170,559 | - | 170,559 | 5.6 |
| **Perempuan** *Female* | | | | | | | | |
| **0** | 0.00755 | 755 | 0.00761 | 100,000 | 99,300 | 0.99218 [a] | 7,503,982 | 75.0 |
| **1** | 0.00076 | 76 | 0.00019 | 99,245 | 396,791 | 0.99928 [b] | 7,404,682 | 74.6 |
| **5** | 0.00046 | 46 | 0.00009 | 99,169 | 495,732 | 0.99843 | 7,007,892 | 70.7 |
| **10** | 0.00268 | 266 | 0.00054 | 99,124 | 494,954 | 0.99790 | 6,512,160 | 65.7 |
| **15** | 0.00153 | 151 | 0.00031 | 98,858 | 493,912 | 0.99847 | 6,017,206 | 60.9 |
| **20** | 0.00153 | 151 | 0.00031 | 98,707 | 493,156 | 0.99792 | 5,523,294 | 56.0 |
| **25** | 0.00263 | 259 | 0.00053 | 98,555 | 492,129 | 0.99639 | 5,030,138 | 51.0 |
| **30** | 0.00459 | 451 | 0.00092 | 98,296 | 490,354 | 0.99394 | 4,538,009 | 46.2 |
| **35** | 0.00755 | 738 | 0.00151 | 97,845 | 487,381 | 0.98969 | 4,047,655 | 41.4 |
| **40** | 0.01309 | 1,271 | 0.00264 | 97,107 | 482,357 | 0.97997 | 3,560,273 | 36.7 |
| **45** | 0.02706 | 2,593 | 0.00549 | 95,836 | 472,695 | 0.97196 | 3,077,916 | 32.1 |
| **50** | 0.02904 | 2,708 | 0.00589 | 93,242 | 459,442 | 0.96295 | 2,605,221 | 27.9 |
| **55** | 0.04531 | 4,102 | 0.00927 | 90,534 | 442,418 | 0.93814 | 2,145,779 | 23.7 |
| **60** | 0.07921 | 6,846 | 0.01650 | 86,433 | 415,048 | 0.90568 | 1,703,361 | 19.7 |
| **65** | 0.11073 | 8,813 | 0.02344 | 79,586 | 375,900 | 0.87192 | 1,288,313 | 16.2 |
| **70** | 0.14759 | 10,446 | 0.03187 | 70,774 | 327,755 | 0.82068 | 912,413 | 12.9 |
| **75** | 0.21655 | 13,064 | 0.04857 | 60,328 | 268,981 | 0.53994 [c] | 584,658 | 9.7 |
| **80+** | 1.00000 | 47,264 | 0.14972 | 47,264 | 315,678 | - | 315,678 | 6.7 |

**Nota:** *Notes:*

[a] **Daripada umur 0 hingga kumpulan umur 1-4**
*From age of 0 to age group 1-4*

[b] **Daripada umur 0, kumpulan umur 1-4 hingga kumpulan umur 5-9**
*From age of 0, age group 1-4 to age group 5-9*

[c] **Daripada umur 75 hingga 80+**
*From age of 75 to 80+*

[e] **Anggaran**
*Estimates*

**Jadual 5.13.5: Jadual hayat ringkas mengikut jantina dan umur, Marang, Terengganu, 2026[e]**

*Table 5.13.5: Abridged life table by sex and age, Marang, Terengganu, 2026 [e]*

| **Umur** *Age* | **Kebarangkalian mati di antara umur x dan umur x+n** *Probability of dying between age x and age x+n* | **Bilangan kematian di antara umur x dan umur x+n** *Number of deaths between age x and age x+n* | **Kadar tengah mortaliti di antara umur x dan umur x+n** *Central mortality rate between age x and age x+n* | **Penakat (orang yang masih hidup) pada umur tepat x** *Survivors at exact age x* | **Bilangan orang hidup-tahun di antara umur x dan umur x+n** *Number of person-years lived between age x and age x+n* | **Nisbah ketakatan** *Survival ratio* | **Jumlah bilangan orang hidup-tahun selepas umur tepat x** *Total number of person-years lived after exact age x* | **Jangkaan hayat** *Life expectancy* |
|---|---|---|---|---|---|---|---|---|
| **x** | $_nq_x$ | $_nd_x$ | $_nm_x$ | $l_x$ | $_nL_x$ | $_nS_x$ | $T_x$ | $e_x$ |
| **Lelaki dan Perempuan** *Both sexes* | | | | | | | | |
| **0** | 0.00439 | 439 | 0.00440 | 100,000 | 99,589 | 0.99496 [a] | 7,423,155 | 74.2 |
| **1** | 0.00143 | 142 | 0.00036 | 99,561 | 397,892 | 0.99859 [b] | 7,323,566 | 73.6 |
| **5** | 0.00127 | 126 | 0.00025 | 99,419 | 496,780 | 0.99914 | 6,925,674 | 69.7 |
| **10** | 0.00046 | 45 | 0.00009 | 99,293 | 496,351 | 0.99791 | 6,428,894 | 64.7 |
| **15** | 0.00373 | 370 | 0.00075 | 99,248 | 495,313 | 0.99611 | 5,932,543 | 59.8 |
| **20** | 0.00406 | 401 | 0.00081 | 98,878 | 493,385 | 0.99608 | 5,437,230 | 55.0 |
| **25** | 0.00377 | 372 | 0.00076 | 98,476 | 491,452 | 0.99410 | 4,943,846 | 50.2 |
| **30** | 0.00803 | 788 | 0.00161 | 98,105 | 488,554 | 0.99101 | 4,452,393 | 45.4 |
| **35** | 0.00995 | 968 | 0.00200 | 97,317 | 484,165 | 0.98929 | 3,963,839 | 40.7 |
| **40** | 0.01147 | 1,105 | 0.00231 | 96,349 | 478,981 | 0.98514 | 3,479,674 | 36.1 |
| **45** | 0.01829 | 1,742 | 0.00369 | 95,244 | 471,864 | 0.97436 | 3,000,693 | 31.5 |
| **50** | 0.03313 | 3,098 | 0.00674 | 93,502 | 459,763 | 0.95445 | 2,528,829 | 27.0 |
| **55** | 0.05839 | 5,279 | 0.01203 | 90,404 | 438,821 | 0.93437 | 2,069,066 | 22.9 |
| **60** | 0.07331 | 6,241 | 0.01522 | 85,125 | 410,023 | 0.90417 | 1,630,245 | 19.2 |
| **65** | 0.12014 | 9,477 | 0.02556 | 78,884 | 370,728 | 0.84984 | 1,220,222 | 15.5 |
| **70** | 0.18429 | 12,791 | 0.04060 | 69,407 | 315,058 | 0.79703 | 849,493 | 12.2 |
| **75** | 0.22586 | 12,787 | 0.05092 | 56,616 | 251,112 | 0.53014 [c] | 534,435 | 9.4 |
| **80+** | 1.00000 | 43,829 | 0.15470 | 43,829 | 283,323 | - | 283,323 | 6.5 |
| **Lelaki** *Male* | | | | | | | | |
| **0** | 0.00358 | 358 | 0.00360 | 100,000 | 99,661 | 0.99580 [a] | 7,187,547 | 71.9 |
| **1** | 0.00139 | 139 | 0.00035 | 99,642 | 398,239 | 0.99841 [b] | 7,087,887 | 71.1 |
| **5** | 0.00164 | 163 | 0.00033 | 99,503 | 497,106 | 0.99874 | 6,689,647 | 67.2 |
| **10** | 0.00088 | 87 | 0.00018 | 99,340 | 496,480 | 0.99681 | 6,192,541 | 62.3 |
| **15** | 0.00551 | 547 | 0.00110 | 99,252 | 494,895 | 0.99449 | 5,696,061 | 57.4 |
| **20** | 0.00551 | 544 | 0.00111 | 98,706 | 492,169 | 0.99464 | 5,201,166 | 52.7 |
| **25** | 0.00521 | 511 | 0.00104 | 98,162 | 489,531 | 0.99382 | 4,708,997 | 48.0 |
| **30** | 0.00716 | 699 | 0.00144 | 97,651 | 486,506 | 0.99127 | 4,219,466 | 43.2 |
| **35** | 0.01031 | 999 | 0.00207 | 96,952 | 482,261 | 0.98650 | 3,732,961 | 38.5 |
| **40** | 0.01673 | 1,605 | 0.00337 | 95,952 | 475,748 | 0.98048 | 3,250,700 | 33.9 |
| **45** | 0.02235 | 2,109 | 0.00452 | 94,347 | 466,463 | 0.96599 | 2,774,951 | 29.4 |
| **50** | 0.04593 | 4,236 | 0.00940 | 92,238 | 450,600 | 0.94060 | 2,308,489 | 25.0 |
| **55** | 0.07352 | 6,470 | 0.01526 | 88,002 | 423,836 | 0.91758 | 1,857,889 | 21.1 |
| **60** | 0.09202 | 7,503 | 0.01929 | 81,532 | 388,904 | 0.87949 | 1,434,053 | 17.6 |
| **65** | 0.15189 | 11,244 | 0.03287 | 74,029 | 342,037 | 0.82239 | 1,045,149 | 14.1 |
| **70** | 0.20794 | 13,056 | 0.04641 | 62,785 | 281,288 | 0.75562 | 703,113 | 11.2 |
| **75** | 0.29039 | 14,441 | 0.06794 | 49,730 | 212,546 | 0.49613 [c] | 421,825 | 8.5 |
| **80+** | 1.00000 | 35,288 | 0.16862 | 35,288 | 209,280 | - | 209,280 | 5.9 |
| **Perempuan** *Female* | | | | | | | | |
| **0** | 0.00522 | 522 | 0.00525 | 100,000 | 99,512 | 0.99412 [a] | 7,680,230 | 76.8 |
| **1** | 0.00147 | 146 | 0.00037 | 99,478 | 397,549 | 0.99876 [b] | 7,580,718 | 76.2 |
| **5** | 0.00087 | 87 | 0.00017 | 99,332 | 496,442 | 0.99956 | 7,183,170 | 72.3 |
| **10** | 0.00000 | - | 0.00000 | 99,245 | 496,225 | 0.99913 | 6,686,727 | 67.4 |
| **15** | 0.00175 | 174 | 0.00035 | 99,245 | 495,791 | 0.99787 | 6,190,502 | 62.4 |
| **20** | 0.00251 | 249 | 0.00050 | 99,071 | 494,735 | 0.99771 | 5,694,711 | 57.5 |
| **25** | 0.00207 | 204 | 0.00041 | 98,823 | 493,602 | 0.99448 | 5,199,976 | 52.6 |
| **30** | 0.00899 | 886 | 0.00181 | 98,618 | 490,876 | 0.99072 | 4,706,374 | 47.7 |
| **35** | 0.00957 | 936 | 0.00192 | 97,732 | 486,320 | 0.99225 | 4,215,498 | 43.1 |
| **40** | 0.00590 | 571 | 0.00118 | 96,796 | 482,553 | 0.98998 | 3,729,178 | 38.5 |
| **45** | 0.01417 | 1,363 | 0.00285 | 96,225 | 477,716 | 0.98244 | 3,246,625 | 33.7 |
| **50** | 0.02099 | 1,991 | 0.00424 | 94,862 | 469,330 | 0.96784 | 2,768,909 | 29.2 |
| **55** | 0.04357 | 4,046 | 0.00891 | 92,870 | 454,236 | 0.95092 | 2,299,580 | 24.8 |
| **60** | 0.05485 | 4,872 | 0.01128 | 88,824 | 431,941 | 0.92799 | 1,845,343 | 20.8 |
| **65** | 0.09017 | 7,570 | 0.01889 | 83,952 | 400,835 | 0.87511 | 1,413,402 | 16.8 |
| **70** | 0.16304 | 12,454 | 0.03550 | 76,382 | 350,776 | 0.83140 | 1,012,567 | 13.3 |
| **75** | 0.17523 | 11,202 | 0.03841 | 63,928 | 291,636 | 0.55932 [c] | 661,791 | 10.4 |
| **80+** | 1.00000 | 52,726 | 0.14244 | 52,726 | 370,156 | - | 370,156 | 7.0 |

**Nota:** *Notes:*

[a] **Daripada umur 0 hingga kumpulan umur 1-4**
*From age of 0 to age group 1-4*

[b] **Daripada umur 0, kumpulan umur 1-4 hingga kumpulan umur 5-9**
*From age of 0, age group 1-4 to age group 5-9*

[c] **Daripada umur 75 hingga 80+**
*From age of 75 to 80+*

[e] **Anggaran**
*Estimates*

**Jadual 5.13.6: Jadual hayat ringkas mengikut jantina dan umur, Hulu Terengganu, Terengganu, 2026[e]**

*Table 5.13.6: Abridged life table by sex and age, Hulu Terengganu, Terengganu, 2026 [e]*

| **Umur** *Age* | **Kebarangkalian mati di antara umur x dan umur x+n** *Probability of dying between age x and age x+n* | **Bilangan kematian di antara umur x dan umur x+n** *Number of deaths between age x and age x+n* | **Kadar tengah mortaliti di antara umur x dan umur x+n** *Central mortality rate between age x and age x+n* | **Penakat (orang yang masih hidup) pada umur tepat x** *Survivors at exact age x* | **Bilangan orang hidup-tahun di antara umur x dan umur x+n** *Number of person-years lived between age x and age x+n* | **Nisbah ketakatan** *Survival ratio* | **Jumlah bilangan orang hidup-tahun selepas umur tepat x** *Total number of person-years lived after exact age x* | **Jangkaan hayat** *Life expectancy* |
|---|---|---|---|---|---|---|---|---|
| **x** | $_nq_x$ | $_nd_x$ | $_nm_x$ | $l_x$ | $_nL_x$ | $_nS_x$ | $T_x$ | $e_x$ |
| **Lelaki dan Perempuan** *Both sexes* | | | | | | | | |
| **0** | 0.00636 | 636 | 0.00640 | 100,000 | 99,408 | 0.99272 [a] | 7,237,566 | 72.4 |
| **1** | 0.00205 | 204 | 0.00051 | 99,364 | 396,950 | 0.99850 [b] | 7,138,158 | 71.8 |
| **5** | 0.00076 | 76 | 0.00015 | 99,160 | 495,612 | 0.99785 | 6,741,208 | 68.0 |
| **10** | 0.00354 | 351 | 0.00071 | 99,085 | 494,546 | 0.99624 | 6,245,596 | 63.0 |
| **15** | 0.00397 | 392 | 0.00080 | 98,734 | 492,687 | 0.99614 | 5,751,050 | 58.2 |
| **20** | 0.00375 | 369 | 0.00075 | 98,341 | 490,784 | 0.99642 | 5,258,363 | 53.5 |
| **25** | 0.00340 | 333 | 0.00068 | 97,972 | 489,028 | 0.99649 | 4,767,579 | 48.7 |
| **30** | 0.00363 | 354 | 0.00073 | 97,639 | 487,310 | 0.99345 | 4,278,550 | 43.8 |
| **35** | 0.00949 | 923 | 0.00191 | 97,285 | 484,117 | 0.98528 | 3,791,241 | 39.0 |
| **40** | 0.02001 | 1,928 | 0.00404 | 96,362 | 476,989 | 0.97762 | 3,307,124 | 34.3 |
| **45** | 0.02481 | 2,343 | 0.00502 | 94,434 | 466,312 | 0.96080 | 2,830,135 | 30.0 |
| **50** | 0.05396 | 4,970 | 0.01109 | 92,091 | 448,031 | 0.93812 | 2,363,824 | 25.7 |
| **55** | 0.07024 | 6,119 | 0.01456 | 87,121 | 420,309 | 0.91952 | 1,915,793 | 22.0 |
| **60** | 0.09150 | 7,411 | 0.01918 | 81,002 | 386,483 | 0.89076 | 1,495,484 | 18.5 |
| **65** | 0.12877 | 9,476 | 0.02753 | 73,591 | 344,264 | 0.85553 | 1,109,001 | 15.1 |
| **70** | 0.16249 | 10,418 | 0.03537 | 64,115 | 294,527 | 0.78539 | 764,737 | 11.9 |
| **75** | 0.27683 | 14,865 | 0.06426 | 53,696 | 231,320 | 0.50805 [c] | 470,210 | 8.8 |
| **80+** | 1.00000 | 38,832 | 0.16255 | 38,832 | 238,891 | - | 238,891 | 6.2 |
| **Lelaki** *Male* | | | | | | | | |
| **0** | 0.00545 | 545 | 0.00548 | 100,000 | 99,487 | 0.99277 [a] | 6,928,092 | 69.3 |
| **1** | 0.00392 | 390 | 0.00098 | 99,455 | 396,900 | 0.99787 [b] | 6,828,606 | 68.7 |
| **5** | 0.00000 | - | 0.00000 | 99,066 | 495,328 | 0.99825 | 6,431,706 | 64.9 |
| **10** | 0.00349 | 346 | 0.00070 | 99,066 | 494,463 | 0.99455 | 5,936,378 | 59.9 |
| **15** | 0.00741 | 732 | 0.00149 | 98,720 | 491,769 | 0.99363 | 5,441,915 | 55.1 |
| **20** | 0.00531 | 521 | 0.00107 | 97,988 | 488,638 | 0.99447 | 4,950,146 | 50.5 |
| **25** | 0.00576 | 561 | 0.00115 | 97,467 | 485,935 | 0.99393 | 4,461,508 | 45.8 |
| **30** | 0.00638 | 619 | 0.00128 | 96,906 | 482,986 | 0.99160 | 3,975,573 | 41.0 |
| **35** | 0.01044 | 1,005 | 0.00210 | 96,288 | 478,927 | 0.98211 | 3,492,587 | 36.3 |
| **40** | 0.02543 | 2,423 | 0.00515 | 95,283 | 470,357 | 0.97136 | 3,013,660 | 31.6 |
| **45** | 0.03193 | 2,965 | 0.00649 | 92,860 | 456,886 | 0.94789 | 2,543,304 | 27.4 |
| **50** | 0.07295 | 6,558 | 0.01514 | 89,894 | 433,078 | 0.91463 | 2,086,418 | 23.2 |
| **55** | 0.09877 | 8,231 | 0.02078 | 83,337 | 396,106 | 0.89881 | 1,653,340 | 19.8 |
| **60** | 0.10387 | 7,801 | 0.02191 | 75,106 | 356,025 | 0.86406 | 1,257,235 | 16.7 |
| **65** | 0.17172 | 11,558 | 0.03757 | 67,304 | 307,628 | 0.81969 | 901,209 | 13.4 |
| **70** | 0.19069 | 10,630 | 0.04216 | 55,747 | 252,159 | 0.73032 | 593,581 | 10.6 |
| **75** | 0.36728 | 16,570 | 0.08998 | 45,117 | 184,157 | 0.46062 [c] | 341,422 | 7.6 |
| **80+** | 1.00000 | 28,546 | 0.18152 | 28,546 | 157,265 | - | 157,265 | 5.5 |
| **Perempuan** *Female* | | | | | | | | |
| **0** | 0.00734 | 734 | 0.00739 | 100,000 | 99,319 | 0.99277 [a] | 7,608,601 | 76.1 |
| **1** | 0.00000 | - | 0.00000 | 99,266 | 397,065 | 0.99910 [b] | 7,509,282 | 75.6 |
| **5** | 0.00160 | 158 | 0.00032 | 99,266 | 495,936 | 0.99740 | 7,112,216 | 71.6 |
| **10** | 0.00360 | 357 | 0.00072 | 99,108 | 494,648 | 0.99820 | 6,616,281 | 66.8 |
| **15** | 0.00000 | - | 0.00000 | 98,751 | 493,757 | 0.99914 | 6,121,632 | 62.0 |
| **20** | 0.00172 | 170 | 0.00035 | 98,751 | 493,331 | 0.99914 | 5,627,875 | 57.0 |
| **25** | 0.00000 | - | 0.00000 | 98,581 | 492,905 | 1.00000 | 5,134,544 | 52.1 |
| **30** | 0.00000 | - | 0.00000 | 98,581 | 492,905 | 0.99583 | 4,641,639 | 47.1 |
| **35** | 0.00835 | 823 | 0.00168 | 98,581 | 490,848 | 0.98931 | 4,148,734 | 42.1 |
| **40** | 0.01305 | 1,276 | 0.00263 | 97,758 | 485,600 | 0.98533 | 3,657,886 | 37.4 |
| **45** | 0.01631 | 1,574 | 0.00329 | 96,482 | 478,475 | 0.97418 | 3,172,285 | 32.9 |
| **50** | 0.03549 | 3,368 | 0.00723 | 94,908 | 466,119 | 0.96008 | 2,693,810 | 28.4 |
| **55** | 0.04452 | 4,075 | 0.00911 | 91,540 | 447,511 | 0.93803 | 2,227,691 | 24.3 |
| **60** | 0.08023 | 7,017 | 0.01672 | 87,465 | 419,780 | 0.91572 | 1,780,180 | 20.4 |
| **65** | 0.08868 | 7,134 | 0.01856 | 80,447 | 384,402 | 0.88931 | 1,360,401 | 16.9 |
| **70** | 0.13484 | 9,886 | 0.02892 | 73,314 | 341,853 | 0.83423 | 975,999 | 13.3 |
| **75** | 0.20153 | 12,783 | 0.04482 | 63,428 | 285,183 | 0.55029 [c] | 634,146 | 10.0 |
| **80+** | 1.00000 | 50,645 | 0.14513 | 50,645 | 348,963 | - | 348,963 | 6.9 |

**Nota:** *Notes:*

[a] **Daripada umur 0 hingga kumpulan umur 1-4**
*From age of 0 to age group 1-4*

[b] **Daripada umur 0, kumpulan umur 1-4 hingga kumpulan umur 5-9**
*From age of 0, age group 1-4 to age group 5-9*

[c] **Daripada umur 75 hingga 80+**
*From age of 75 to 80+*

[e] **Anggaran**
*Estimates*

**Jadual 5.13.7: Jadual hayat ringkas mengikut jantina dan umur, Setiu, Terengganu, 2026[e]**

*Table 5.13.7: Abridged life table by sex and age, Setiu, Terengganu, 2026 [e]*

| Umur *Age* | Kebarangkalian mati di antara umur x dan umur x+n *Probability of dying between age x and age x+n* | Bilangan kematian di antara umur x dan umur x+n *Number of deaths between age x and age x+n* | Kadar tengah mortaliti di antara umur x dan umur x+n *Central mortality rate between age x and age x+n* | Penakat (orang yang masih hidup) pada umur tepat x *Survivors at exact age x* | Bilangan orang hidup-tahun di antara umur x dan umur x+n *Number of person-years lived between age x and age x+n* | Nisbah ketakatan *Survival ratio* | Jumlah bilangan orang hidup-tahun selepas umur tepat x *Total number of person-years lived after exact age x* | Jangkaan hayat *Life expectancy* |
|---|---|---|---|---|---|---|---|---|
| x | $_nq_x$ | $_nd_x$ | $_nm_x$ | $l_x$ | $_nL_x$ | $_nS_x$ | $T_x$ | $e_x$ |
| **Lelaki dan Perempuan** *Both sexes* | | | | | | | | |
| **0** | 0.00889 | 889 | 0.00896 | 100,000 | 99,179 | 0.99054 [a] | 7,104,158 | 71.0 |
| **1** | 0.00142 | 141 | 0.00036 | 99,111 | 396,093 | 0.99873 [b] | 7,004,979 | 70.7 |
| **5** | 0.00083 | 82 | 0.00017 | 98,970 | 494,645 | 0.99818 | 6,608,886 | 66.8 |
| **10** | 0.00282 | 279 | 0.00056 | 98,888 | 493,743 | 0.99660 | 6,114,240 | 61.8 |
| **15** | 0.00399 | 393 | 0.00080 | 98,609 | 492,063 | 0.99645 | 5,620,497 | 57.0 |
| **20** | 0.00312 | 306 | 0.00062 | 98,216 | 490,314 | 0.99720 | 5,128,434 | 52.2 |
| **25** | 0.00249 | 243 | 0.00050 | 97,910 | 488,941 | 0.99453 | 4,638,120 | 47.4 |
| **30** | 0.00847 | 827 | 0.00170 | 97,666 | 486,265 | 0.98971 | 4,149,179 | 42.5 |
| **35** | 0.01213 | 1,174 | 0.00244 | 96,839 | 481,261 | 0.98444 | 3,662,915 | 37.8 |
| **40** | 0.01903 | 1,821 | 0.00384 | 95,665 | 473,773 | 0.97260 | 3,181,653 | 33.3 |
| **45** | 0.03594 | 3,372 | 0.00732 | 93,844 | 460,790 | 0.96086 | 2,707,880 | 28.9 |
| **50** | 0.04247 | 3,842 | 0.00868 | 90,472 | 442,755 | 0.94194 | 2,247,090 | 24.8 |
| **55** | 0.07434 | 6,440 | 0.01544 | 86,630 | 417,049 | 0.91006 | 1,804,335 | 20.8 |
| **60** | 0.10679 | 8,564 | 0.02256 | 80,190 | 379,539 | 0.87461 | 1,387,286 | 17.3 |
| **65** | 0.14622 | 10,473 | 0.03155 | 71,626 | 331,947 | 0.82258 | 1,007,747 | 14.1 |
| **70** | 0.21396 | 13,084 | 0.04792 | 61,153 | 273,053 | 0.75024 | 675,800 | 11.1 |
| **75** | 0.29531 | 14,195 | 0.06929 | 48,069 | 204,855 | 0.49136 [c] | 402,747 | 8.4 |
| **80+** | 1.00000 | 33,873 | 0.17117 | 33,873 | 197,892 | - | 197,892 | 5.8 |
| **Lelaki** *Male* | | | | | | | | |
| **0** | 0.01140 | 1,140 | 0.01152 | 100,000 | 98,946 | 0.98812 [a] | 6,848,580 | 68.5 |
| **1** | 0.00139 | 137 | 0.00035 | 98,860 | 395,116 | 0.99910 [b] | 6,749,634 | 68.3 |
| **5** | 0.00000 | - | 0.00000 | 98,723 | 493,617 | 0.99817 | 6,354,518 | 64.4 |
| **10** | 0.00366 | 361 | 0.00073 | 98,723 | 492,714 | 0.99437 | 5,860,901 | 59.4 |
| **15** | 0.00761 | 748 | 0.00153 | 98,362 | 489,940 | 0.99398 | 5,368,187 | 54.6 |
| **20** | 0.00442 | 431 | 0.00089 | 97,614 | 486,990 | 0.99778 | 4,878,247 | 50.0 |
| **25** | 0.00000 | - | 0.00000 | 97,182 | 485,912 | 0.99605 | 4,391,256 | 45.2 |
| **30** | 0.00791 | 768 | 0.00159 | 97,182 | 483,991 | 0.98919 | 3,905,345 | 40.2 |
| **35** | 0.01373 | 1,324 | 0.00276 | 96,414 | 478,761 | 0.98349 | 3,421,354 | 35.5 |
| **40** | 0.01932 | 1,837 | 0.00390 | 95,090 | 470,858 | 0.96631 | 2,942,593 | 30.9 |
| **45** | 0.04834 | 4,508 | 0.00991 | 93,253 | 454,995 | 0.95326 | 2,471,735 | 26.5 |
| **50** | 0.04506 | 3,999 | 0.00922 | 88,745 | 433,729 | 0.93392 | 2,016,740 | 22.7 |
| **55** | 0.08809 | 7,465 | 0.01843 | 84,746 | 405,069 | 0.89198 | 1,583,011 | 18.7 |
| **60** | 0.12987 | 10,037 | 0.02778 | 77,281 | 361,315 | 0.84205 | 1,177,942 | 15.2 |
| **65** | 0.19023 | 12,792 | 0.04205 | 67,245 | 304,243 | 0.77002 | 816,627 | 12.1 |
| **70** | 0.27907 | 15,196 | 0.06486 | 54,453 | 234,273 | 0.66872 | 512,384 | 9.4 |
| **75** | 0.40369 | 15,848 | 0.10116 | 39,257 | 156,664 | 0.43669 [c] | 278,111 | 7.1 |
| **80+** | 1.00000 | 23,409 | 0.19275 | 23,409 | 121,448 | - | 121,448 | 5.2 |
| **Perempuan** *Female* | | | | | | | | |
| **0** | 0.00617 | 617 | 0.00621 | 100,000 | 99,425 | 0.99319 [a] | 7,407,457 | 74.1 |
| **1** | 0.00147 | 146 | 0.00037 | 99,383 | 397,169 | 0.99834 [b] | 7,308,032 | 73.5 |
| **5** | 0.00168 | 167 | 0.00034 | 99,237 | 495,769 | 0.99819 | 6,910,864 | 69.6 |
| **10** | 0.00193 | 192 | 0.00039 | 99,070 | 494,873 | 0.99903 | 6,415,095 | 64.8 |
| **15** | 0.00000 | - | 0.00000 | 98,879 | 494,394 | 0.99917 | 5,920,222 | 59.9 |
| **20** | 0.00165 | 163 | 0.00033 | 98,879 | 493,985 | 0.99668 | 5,425,828 | 54.9 |
| **25** | 0.00499 | 492 | 0.00100 | 98,715 | 492,346 | 0.99295 | 4,931,842 | 50.0 |
| **30** | 0.00912 | 895 | 0.00183 | 98,223 | 488,877 | 0.99028 | 4,439,496 | 45.2 |
| **35** | 0.01032 | 1,004 | 0.00207 | 97,328 | 484,127 | 0.98551 | 3,950,619 | 40.6 |
| **40** | 0.01871 | 1,802 | 0.00378 | 96,323 | 477,110 | 0.97904 | 3,466,492 | 36.0 |
| **45** | 0.02326 | 2,198 | 0.00471 | 94,521 | 467,109 | 0.96848 | 2,989,382 | 31.6 |
| **50** | 0.03997 | 3,690 | 0.00816 | 92,323 | 452,388 | 0.94925 | 2,522,273 | 27.3 |
| **55** | 0.06198 | 5,494 | 0.01279 | 88,632 | 429,427 | 0.92721 | 2,069,885 | 23.4 |
| **60** | 0.08432 | 7,010 | 0.01761 | 83,139 | 398,168 | 0.90567 | 1,640,458 | 19.7 |
| **65** | 0.10526 | 8,014 | 0.02222 | 76,129 | 360,609 | 0.86882 | 1,242,291 | 16.3 |
| **70** | 0.16015 | 10,909 | 0.03482 | 68,115 | 313,303 | 0.82803 | 881,682 | 12.9 |
| **75** | 0.18605 | 10,643 | 0.04103 | 57,206 | 259,423 | 0.54357 [c] | 568,379 | 9.9 |
| **80+** | 1.00000 | 46,563 | 0.15071 | 46,563 | 308,956 | - | 308,956 | 6.6 |

**Nota:** *Notes:*

[a] **Daripada umur 0 hingga kumpulan umur 1-4**
*From age of 0 to age group 1-4*

[b] **Daripada umur 0, kumpulan umur 1-4 hingga kumpulan umur 5-9**
*From age of 0, age group 1-4 to age group 5-9*

[c] **Daripada umur 75 hingga 80+**
*From age of 75 to 80+*

[e] **Anggaran**
*Estimates*

**Jadual 5.13.8: Jadual hayat ringkas mengikut jantina dan umur, Kuala Nerus, Terengganu, 2026[e]**

*Table 5.13.8: Abridged life table by sex and age, Kuala Nerus, Terengganu, 2026 [e]*

| **Umur** *Age* | **Kebarangkalian mati di antara umur x dan umur x+n** *Probability of dying between age x and age x+n* | **Bilangan kematian di antara umur x dan umur x+n** *Number of deaths between age x and age x+n* | **Kadar tengah mortaliti di antara umur x dan umur x+n** *Central mortality rate between age x and age x+n* | **Penakat (orang yang masih hidup) pada umur tepat x** *Survivors at exact age x* | **Bilangan orang hidup-tahun di antara umur x dan umur x+n** *Number of person-years lived between age x and age x+n* | **Nisbah ketakatan** *Survival ratio* | **Jumlah bilangan orang hidup-tahun selepas umur tepat x** *Total number of person-years lived after exact age x* | **Jangkaan hayat** *Life expectancy* |
|---|---|---|---|---|---|---|---|---|
| **x** | $_nq_x$ | $_nd_x$ | $_nm_x$ | $l_x$ | $_nL_x$ | $_nS_x$ | $T_x$ | $e_x$ |
| **Lelaki dan Perempuan** *Both sexes* | | | | | | | | |
| **0** | 0.00765 | 765 | 0.00770 | 100,000 | 99,291 | 0.99212 [a] | 7,402,513 | 74.0 |
| **1** | 0.00071 | 70 | 0.00018 | 99,235 | 396,767 | 0.99898 [b] | 7,303,222 | 73.6 |
| **5** | 0.00110 | 109 | 0.00022 | 99,165 | 495,552 | 0.99903 | 6,906,455 | 69.6 |
| **10** | 0.00083 | 82 | 0.00017 | 99,056 | 495,073 | 0.99802 | 6,410,902 | 64.7 |
| **15** | 0.00314 | 311 | 0.00063 | 98,973 | 494,091 | 0.99712 | 5,915,830 | 59.8 |
| **20** | 0.00262 | 259 | 0.00052 | 98,663 | 492,668 | 0.99739 | 5,421,739 | 55.0 |
| **25** | 0.00260 | 255 | 0.00052 | 98,404 | 491,382 | 0.99615 | 4,929,072 | 50.1 |
| **30** | 0.00511 | 502 | 0.00102 | 98,149 | 489,490 | 0.99200 | 4,437,689 | 45.2 |
| **35** | 0.01090 | 1,064 | 0.00219 | 97,647 | 485,575 | 0.98655 | 3,948,199 | 40.4 |
| **40** | 0.01602 | 1,547 | 0.00323 | 96,583 | 479,046 | 0.98017 | 3,462,624 | 35.9 |
| **45** | 0.02370 | 2,253 | 0.00480 | 95,036 | 469,547 | 0.96771 | 2,983,578 | 31.4 |
| **50** | 0.04108 | 3,811 | 0.00839 | 92,783 | 454,387 | 0.95291 | 2,514,032 | 27.1 |
| **55** | 0.05335 | 4,747 | 0.01096 | 88,972 | 432,992 | 0.93845 | 2,059,644 | 23.1 |
| **60** | 0.07021 | 5,913 | 0.01455 | 84,225 | 406,342 | 0.91568 | 1,626,652 | 19.3 |
| **65** | 0.09950 | 7,792 | 0.02094 | 78,312 | 372,080 | 0.87217 | 1,220,310 | 15.6 |
| **70** | 0.15929 | 11,233 | 0.03461 | 70,520 | 324,518 | 0.78283 | 848,230 | 12.0 |
| **75** | 0.28602 | 16,957 | 0.06675 | 59,287 | 254,043 | 0.51492 [c] | 523,712 | 8.8 |
| **80+** | 1.00000 | 42,330 | 0.15697 | 42,330 | 269,669 | - | 269,669 | 6.4 |
| **Lelaki** *Male* | | | | | | | | |
| **0** | 0.00763 | 763 | 0.00769 | 100,000 | 99,286 | 0.99247 [a] | 7,074,925 | 70.7 |
| **1** | 0.00000 | - | 0.00000 | 99,237 | 396,948 | 0.99919 [b] | 6,975,639 | 70.3 |
| **5** | 0.00143 | 142 | 0.00029 | 99,237 | 495,830 | 0.99889 | 6,578,691 | 66.3 |
| **10** | 0.00080 | 79 | 0.00016 | 99,095 | 495,279 | 0.99696 | 6,082,861 | 61.4 |
| **15** | 0.00528 | 523 | 0.00106 | 99,016 | 493,775 | 0.99483 | 5,587,582 | 56.4 |
| **20** | 0.00505 | 498 | 0.00101 | 98,494 | 491,224 | 0.99536 | 5,093,806 | 51.7 |
| **25** | 0.00422 | 414 | 0.00085 | 97,996 | 488,945 | 0.99370 | 4,602,582 | 47.0 |
| **30** | 0.00838 | 818 | 0.00168 | 97,582 | 485,867 | 0.98815 | 4,113,637 | 42.2 |
| **35** | 0.01535 | 1,486 | 0.00309 | 96,765 | 480,109 | 0.98120 | 3,627,770 | 37.5 |
| **40** | 0.02229 | 2,124 | 0.00451 | 95,279 | 471,084 | 0.97361 | 3,147,662 | 33.0 |
| **45** | 0.03059 | 2,849 | 0.00621 | 93,155 | 458,651 | 0.95350 | 2,676,577 | 28.7 |
| **50** | 0.06291 | 5,681 | 0.01299 | 90,305 | 437,324 | 0.93364 | 2,217,926 | 24.6 |
| **55** | 0.07004 | 5,927 | 0.01452 | 84,624 | 408,302 | 0.92001 | 1,780,602 | 21.0 |
| **60** | 0.09070 | 7,137 | 0.01900 | 78,697 | 375,640 | 0.88782 | 1,372,300 | 17.4 |
| **65** | 0.13581 | 9,718 | 0.02914 | 71,559 | 333,501 | 0.83490 | 996,660 | 13.9 |
| **70** | 0.19900 | 12,307 | 0.04420 | 61,841 | 278,439 | 0.73003 | 663,159 | 10.7 |
| **75** | 0.35857 | 17,761 | 0.08738 | 49,534 | 203,269 | 0.47164 [c] | 384,720 | 7.8 |
| **80+** | 1.00000 | 31,773 | 0.17511 | 31,773 | 181,451 | - | 181,451 | 5.7 |
| **Perempuan** *Female* | | | | | | | | |
| **0** | 0.00766 | 766 | 0.00772 | 100,000 | 99,290 | 0.99172 [a] | 7,768,365 | 77.7 |
| **1** | 0.00147 | 146 | 0.00037 | 99,234 | 396,572 | 0.99877 [b] | 7,669,075 | 77.3 |
| **5** | 0.00076 | 75 | 0.00015 | 99,088 | 495,252 | 0.99919 | 7,272,502 | 73.4 |
| **10** | 0.00087 | 86 | 0.00017 | 99,013 | 494,849 | 0.99916 | 6,777,250 | 68.4 |
| **15** | 0.00082 | 81 | 0.00016 | 98,927 | 494,431 | 0.99959 | 6,282,402 | 63.5 |
| **20** | 0.00000 | - | 0.00000 | 98,846 | 494,229 | 0.99936 | 5,787,970 | 58.6 |
| **25** | 0.00128 | 127 | 0.00026 | 98,846 | 493,913 | 0.99855 | 5,293,741 | 53.6 |
| **30** | 0.00162 | 160 | 0.00033 | 98,719 | 493,195 | 0.99628 | 4,799,829 | 48.6 |
| **35** | 0.00583 | 574 | 0.00117 | 98,559 | 491,358 | 0.99251 | 4,306,634 | 43.7 |
| **40** | 0.00915 | 897 | 0.00184 | 97,984 | 487,680 | 0.98708 | 3,815,275 | 38.9 |
| **45** | 0.01671 | 1,623 | 0.00337 | 97,088 | 481,381 | 0.98092 | 3,327,595 | 34.3 |
| **50** | 0.02149 | 2,052 | 0.00435 | 95,465 | 472,195 | 0.97021 | 2,846,214 | 29.8 |
| **55** | 0.03827 | 3,575 | 0.00780 | 93,413 | 458,128 | 0.95497 | 2,374,019 | 25.4 |
| **60** | 0.05206 | 4,677 | 0.01069 | 89,838 | 437,498 | 0.94090 | 1,915,892 | 21.3 |
| **65** | 0.06654 | 5,666 | 0.01377 | 85,161 | 411,640 | 0.90569 | 1,478,394 | 17.4 |
| **70** | 0.12407 | 9,863 | 0.02646 | 79,495 | 372,817 | 0.82979 | 1,066,754 | 13.4 |
| **75** | 0.22288 | 15,520 | 0.05017 | 69,632 | 309,360 | 0.55419 [c] | 693,937 | 10.0 |
| **80+** | 1.00000 | 54,112 | 0.14071 | 54,112 | 384,576 | - | 384,576 | 7.1 |

**Nota:** *Notes:*

[a] **Daripada umur 0 hingga kumpulan umur 1-4**
*From age of 0 to age group 1-4*

[b] **Daripada umur 0, kumpulan umur 1-4 hingga kumpulan umur 5-9**
*From age of 0, age group 1-4 to age group 5-9*

[c] **Daripada umur 75 hingga 80+**
*From age of 75 to 80+*

[e] **Anggaran**
*Estimates*

**Muka surat ini sengaja dibiarkan kosong**

*This page is deliberately left blank*

# NEGERI & DAERAH PENTADBIRAN

## *STATE & ADMINISTRATIVE DISTRICT*

# W.P. KUALA LUMPUR

# 2026e

**Muka surat ini sengaja dibiarkan kosong**

*This page is deliberately left blank*

**Jadual 5.14: Jadual hayat ringkas mengikut jantina dan umur, W.P. Kuala Lumpur, 2026[e]**

*Table 5.14: Abridged life table by sex and age, W.P. Kuala Lumpur, 2026 [e]*

| **Umur** *Age* | **Kebarangkalian mati di antara umur x dan umur x+n** *Probability of dying between age x and age x+n* | **Bilangan kematian di antara umur x dan umur x+n** *Number of deaths between age x and age x+n* | **Kadar tengah mortaliti di antara umur x dan umur x+n** *Central mortality rate between age x and age x+n* | **Penakat (orang yang masih hidup) pada umur tepat x** *Survivors at exact age x* | **Bilangan orang hidup-tahun di antara umur x dan umur x+n** *Number of person-years lived between age x and age x+n* | **Nisbah ketakatan** *Survival ratio* | **Jumlah bilangan orang hidup-tahun selepas umur tepat x** *Total number of person-years lived after exact age x* | **Jangkaan hayat** *Life expectancy* |
|---|---|---|---|---|---|---|---|---|
| **x** | $_nq_x$ | $_nd_x$ | $_nm_x$ | $l_x$ | $_nL_x$ | $_nS_x$ | $T_x$ | $e_x$ |
| **Lelaki dan Perempuan** *Both sexes* | | | | | | | | |
| **0** | 0.00545 | 545 | 0.00548 | 100,000 | 99,491 | 0.99396 [a] | 7,733,025 | 77.3 |
| **1** | 0.00134 | 134 | 0.00034 | 99,455 | 397,488 | 0.99898 [b] | 7,633,534 | 76.8 |
| **5** | 0.00054 | 54 | 0.00011 | 99,321 | 496,472 | 0.99935 | 7,236,046 | 72.9 |
| **10** | 0.00075 | 75 | 0.00015 | 99,267 | 496,151 | 0.99873 | 6,739,574 | 67.9 |
| **15** | 0.00179 | 177 | 0.00036 | 99,193 | 495,521 | 0.99776 | 6,243,423 | 62.9 |
| **20** | 0.00270 | 268 | 0.00054 | 99,015 | 494,408 | 0.99720 | 5,747,902 | 58.1 |
| **25** | 0.00289 | 286 | 0.00058 | 98,748 | 493,026 | 0.99690 | 5,253,494 | 53.2 |
| **30** | 0.00331 | 326 | 0.00066 | 98,462 | 491,498 | 0.99610 | 4,760,469 | 48.3 |
| **35** | 0.00449 | 441 | 0.00090 | 98,137 | 489,582 | 0.99498 | 4,268,971 | 43.5 |
| **40** | 0.00555 | 542 | 0.00111 | 97,696 | 487,124 | 0.99184 | 3,779,389 | 38.7 |
| **45** | 0.01079 | 1,048 | 0.00217 | 97,154 | 483,147 | 0.98485 | 3,292,266 | 33.9 |
| **50** | 0.01956 | 1,880 | 0.00395 | 96,105 | 475,826 | 0.97175 | 2,809,118 | 29.2 |
| **55** | 0.03710 | 3,496 | 0.00756 | 94,225 | 462,386 | 0.94933 | 2,333,292 | 24.8 |
| **60** | 0.06477 | 5,876 | 0.01339 | 90,729 | 438,955 | 0.91564 | 1,870,906 | 20.6 |
| **65** | 0.10531 | 8,936 | 0.02223 | 84,853 | 401,924 | 0.88058 | 1,431,951 | 16.9 |
| **70** | 0.13518 | 10,263 | 0.02900 | 75,917 | 353,927 | 0.84168 | 1,030,027 | 13.6 |
| **75** | 0.18508 | 12,151 | 0.04079 | 65,654 | 297,892 | 0.55940 [c] | 676,100 | 10.3 |
| **80+** | 1.00000 | 53,503 | 0.14146 | 53,503 | 378,207 | - | 378,207 | 7.1 |
| **Lelaki** *Male* | | | | | | | | |
| **0** | 0.00562 | 562 | 0.00565 | 100,000 | 99,471 | 0.99377 [a] | 7,514,569 | 75.1 |
| **1** | 0.00145 | 144 | 0.00036 | 99,438 | 397,412 | 0.99892 [b] | 7,415,099 | 74.6 |
| **5** | 0.00049 | 49 | 0.00010 | 99,294 | 496,348 | 0.99926 | 7,017,687 | 70.7 |
| **10** | 0.00098 | 97 | 0.00020 | 99,245 | 495,983 | 0.99828 | 6,521,339 | 65.7 |
| **15** | 0.00246 | 244 | 0.00049 | 99,148 | 495,132 | 0.99682 | 6,025,356 | 60.8 |
| **20** | 0.00390 | 386 | 0.00078 | 98,905 | 493,558 | 0.99625 | 5,530,224 | 55.9 |
| **25** | 0.00359 | 354 | 0.00072 | 98,519 | 491,708 | 0.99620 | 5,036,666 | 51.1 |
| **30** | 0.00400 | 392 | 0.00080 | 98,164 | 489,841 | 0.99518 | 4,544,958 | 46.3 |
| **35** | 0.00565 | 552 | 0.00113 | 97,772 | 487,479 | 0.99387 | 4,055,117 | 41.5 |
| **40** | 0.00661 | 642 | 0.00133 | 97,220 | 484,492 | 0.98965 | 3,567,638 | 36.7 |
| **45** | 0.01412 | 1,364 | 0.00284 | 96,577 | 479,476 | 0.98024 | 3,083,145 | 31.9 |
| **50** | 0.02547 | 2,426 | 0.00516 | 95,213 | 470,003 | 0.96352 | 2,603,669 | 27.3 |
| **55** | 0.04778 | 4,433 | 0.00979 | 92,788 | 452,856 | 0.93417 | 2,133,666 | 23.0 |
| **60** | 0.08479 | 7,491 | 0.01771 | 88,355 | 423,046 | 0.89156 | 1,680,810 | 19.0 |
| **65** | 0.13428 | 10,859 | 0.02879 | 80,864 | 377,171 | 0.84666 | 1,257,765 | 15.6 |
| **70** | 0.17536 | 12,276 | 0.03844 | 70,005 | 319,335 | 0.81098 | 880,593 | 12.6 |
| **75** | 0.20558 | 11,868 | 0.04583 | 57,729 | 258,975 | 0.53858 [c] | 561,259 | 9.7 |
| **80+** | 1.00000 | 45,861 | 0.15171 | 45,861 | 302,284 | - | 302,284 | 6.6 |
| **Perempuan** *Female* | | | | | | | | |
| **0** | 0.00527 | 527 | 0.00529 | 100,000 | 99,508 | 0.99419 [a] | 7,986,869 | 79.9 |
| **1** | 0.00123 | 123 | 0.00031 | 99,473 | 397,588 | 0.99901 [b] | 7,887,361 | 79.3 |
| **5** | 0.00060 | 59 | 0.00012 | 99,350 | 496,604 | 0.99945 | 7,489,774 | 75.4 |
| **10** | 0.00050 | 50 | 0.00010 | 99,291 | 496,331 | 0.99922 | 6,993,170 | 70.4 |
| **15** | 0.00106 | 106 | 0.00021 | 99,241 | 495,943 | 0.99885 | 6,496,839 | 65.5 |
| **20** | 0.00124 | 123 | 0.00025 | 99,136 | 495,371 | 0.99847 | 6,000,896 | 60.5 |
| **25** | 0.00182 | 180 | 0.00036 | 99,013 | 494,612 | 0.99790 | 5,505,524 | 55.6 |
| **30** | 0.00238 | 235 | 0.00048 | 98,832 | 493,573 | 0.99732 | 5,010,912 | 50.7 |
| **35** | 0.00297 | 293 | 0.00060 | 98,597 | 492,252 | 0.99637 | 4,517,339 | 45.8 |
| **40** | 0.00428 | 421 | 0.00086 | 98,304 | 490,467 | 0.99449 | 4,025,087 | 40.9 |
| **45** | 0.00675 | 660 | 0.00135 | 97,883 | 487,763 | 0.99015 | 3,534,620 | 36.1 |
| **50** | 0.01297 | 1,261 | 0.00261 | 97,222 | 482,959 | 0.98073 | 3,046,857 | 31.3 |
| **55** | 0.02564 | 2,461 | 0.00520 | 95,961 | 473,654 | 0.96476 | 2,563,898 | 26.7 |
| **60** | 0.04508 | 4,215 | 0.00922 | 93,500 | 456,964 | 0.93917 | 2,090,244 | 22.4 |
| **65** | 0.07733 | 6,905 | 0.01609 | 89,285 | 429,165 | 0.91309 | 1,633,280 | 18.3 |
| **70** | 0.09729 | 8,015 | 0.02045 | 82,381 | 391,866 | 0.87004 | 1,204,115 | 14.6 |
| **75** | 0.16615 | 12,356 | 0.03624 | 74,366 | 340,938 | 0.58025 [c] | 812,249 | 10.9 |
| **80+** | 1.00000 | 62,010 | 0.13157 | 62,010 | 471,311 | - | 471,311 | 7.6 |

**Nota:** *Notes:*

[a] **Daripada umur 0 hingga kumpulan umur 1-4**
*From age of 0 to age group 1-4*

[b] **Daripada umur 0, kumpulan umur 1-4 hingga kumpulan umur 5-9**
*From age of 0, age group 1-4 to age group 5-9*

[c] **Daripada umur 75 hingga 80+**
*From age of 75 to 80+*

[e] **Anggaran**
*Estimates*

**Muka surat ini sengaja dibiarkan kosong**

*This page is deliberately left blank*

# NEGERI & DAERAH PENTADBIRAN

## *STATE & ADMINISTRATIVE DISTRICT*

# W.P. LABUAN

# 2026e

**Muka surat ini sengaja dibiarkan kosong**

*This page is deliberately left blank*

**Jadual 5.15: Jadual hayat ringkas mengikut jantina dan umur, W.P. Labuan, 2026[e]**

*Table 5.15: Abridged life table by sex and age, W.P. Labuan, 2026 [e]*

| **Umur** *Age* | **Kebarangkalian mati di antara umur x dan umur x+n** *Probability of dying between age x and age x+n* | **Bilangan kematian di antara umur x dan umur x+n** *Number of deaths between age x and age x+n* | **Kadar tengah mortaliti di antara umur x dan umur x+n** *Central mortality rate between age x and age x+n* | **Penakat (orang yang masih hidup) pada umur tepat x** *Survivors at exact age x* | **Bilangan orang hidup-tahun di antara umur x dan umur x+n** *Number of person-years lived between age x and age x+n* | **Nisbah ketakatan** *Survival ratio* | **Jumlah bilangan orang hidup-tahun selepas umur tepat x** *Total number of person-years lived after exact age x* | **Jangkaan hayat** *Life expectancy* |
|---|---|---|---|---|---|---|---|---|
| **x** | $_nq_x$ | $_nd_x$ | $_nm_x$ | $l_x$ | $_nL_x$ | $_nS_x$ | $T_x$ | $e_x$ |
| **Lelaki dan Perempuan** *Both sexes* | | | | | | | | |
| **0** | 0.00520 | 520 | 0.00523 | 100,000 | 99,514 | 0.99450 [a] | 7,703,559 | 77.0 |
| **1** | 0.00073 | 73 | 0.00018 | 99,480 | 397,738 | 0.99878 [b] | 7,604,045 | 76.4 |
| **5** | 0.00157 | 156 | 0.00031 | 99,407 | 496,643 | 0.99779 | 7,206,308 | 72.5 |
| **10** | 0.00285 | 283 | 0.00057 | 99,250 | 495,544 | 0.99733 | 6,709,664 | 67.6 |
| **15** | 0.00249 | 246 | 0.00050 | 98,967 | 494,220 | 0.99811 | 6,214,120 | 62.8 |
| **20** | 0.00129 | 128 | 0.00026 | 98,721 | 493,285 | 0.99859 | 5,719,900 | 57.9 |
| **25** | 0.00153 | 151 | 0.00031 | 98,593 | 492,588 | 0.99710 | 5,226,615 | 53.0 |
| **30** | 0.00427 | 421 | 0.00086 | 98,442 | 491,159 | 0.99420 | 4,734,027 | 48.1 |
| **35** | 0.00734 | 719 | 0.00147 | 98,021 | 488,309 | 0.99209 | 4,242,868 | 43.3 |
| **40** | 0.00848 | 825 | 0.00170 | 97,302 | 484,449 | 0.99160 | 3,754,559 | 38.6 |
| **45** | 0.00832 | 802 | 0.00167 | 96,477 | 480,381 | 0.98751 | 3,270,110 | 33.9 |
| **50** | 0.01669 | 1,597 | 0.00337 | 95,675 | 474,383 | 0.97172 | 2,789,729 | 29.2 |
| **55** | 0.04006 | 3,769 | 0.00818 | 94,078 | 460,968 | 0.94931 | 2,315,346 | 24.6 |
| **60** | 0.06176 | 5,578 | 0.01275 | 90,309 | 437,601 | 0.92317 | 1,854,379 | 20.5 |
| **65** | 0.09289 | 7,871 | 0.01948 | 84,731 | 403,980 | 0.87765 | 1,416,778 | 16.7 |
| **70** | 0.15483 | 11,901 | 0.03357 | 76,861 | 354,551 | 0.82645 | 1,012,798 | 13.2 |
| **75** | 0.19570 | 12,713 | 0.04339 | 64,960 | 293,017 | 0.55485 [c] | 658,246 | 10.1 |
| **80+** | 1.00000 | 52,247 | 0.14305 | 52,247 | 365,229 | - | 365,229 | 7.0 |
| **Lelaki** *Male* | | | | | | | | |
| **0** | 0.00325 | 325 | 0.00326 | 100,000 | 99,692 | 0.99613 [a] | 7,510,682 | 75.1 |
| **1** | 0.00140 | 140 | 0.00035 | 99,675 | 398,372 | 0.99922 [b] | 7,410,989 | 74.4 |
| **5** | 0.00000 | - | 0.00000 | 99,535 | 497,677 | 0.99839 | 7,012,618 | 70.5 |
| **10** | 0.00323 | 321 | 0.00065 | 99,535 | 496,874 | 0.99725 | 6,514,941 | 65.5 |
| **15** | 0.00227 | 225 | 0.00045 | 99,214 | 495,507 | 0.99757 | 6,018,067 | 60.7 |
| **20** | 0.00259 | 256 | 0.00052 | 98,989 | 494,304 | 0.99703 | 5,522,559 | 55.8 |
| **25** | 0.00336 | 332 | 0.00067 | 98,733 | 492,834 | 0.99643 | 5,028,256 | 50.9 |
| **30** | 0.00377 | 371 | 0.00076 | 98,401 | 491,077 | 0.99318 | 4,535,421 | 46.1 |
| **35** | 0.00989 | 970 | 0.00199 | 98,030 | 487,726 | 0.99041 | 4,044,344 | 41.3 |
| **40** | 0.00928 | 901 | 0.00186 | 97,060 | 483,050 | 0.99237 | 3,556,618 | 36.6 |
| **45** | 0.00597 | 574 | 0.00120 | 96,160 | 479,364 | 0.98395 | 3,073,568 | 32.0 |
| **50** | 0.02619 | 2,503 | 0.00531 | 95,586 | 471,671 | 0.95732 | 2,594,205 | 27.1 |
| **55** | 0.05961 | 5,549 | 0.01229 | 93,083 | 451,540 | 0.93067 | 2,122,534 | 22.8 |
| **60** | 0.07967 | 6,974 | 0.01660 | 87,534 | 420,233 | 0.90323 | 1,670,993 | 19.1 |
| **65** | 0.11534 | 9,292 | 0.02448 | 80,560 | 379,568 | 0.84770 | 1,250,760 | 15.5 |
| **70** | 0.19406 | 13,830 | 0.04298 | 71,268 | 321,762 | 0.79535 | 871,191 | 12.2 |
| **75** | 0.21779 | 12,509 | 0.04888 | 57,437 | 255,913 | 0.53422 [c] | 549,429 | 9.6 |
| **80+** | 1.00000 | 44,928 | 0.15307 | 44,928 | 293,516 | - | 293,516 | 6.5 |
| **Perempuan** *Female* | | | | | | | | |
| **0** | 0.00745 | 745 | 0.00750 | 100,000 | 99,309 | 0.99266 [a] | 7,926,596 | 79.3 |
| **1** | 0.00000 | - | 0.00000 | 99,255 | 397,020 | 0.99823 [b] | 7,827,287 | 78.9 |
| **5** | 0.00332 | 330 | 0.00067 | 99,255 | 495,452 | 0.99712 | 7,430,267 | 74.9 |
| **10** | 0.00243 | 241 | 0.00049 | 98,926 | 494,026 | 0.99741 | 6,934,815 | 70.1 |
| **15** | 0.00275 | 271 | 0.00055 | 98,685 | 492,746 | 0.99862 | 6,440,789 | 65.3 |
| **20** | 0.00000 | - | 0.00000 | 98,414 | 492,068 | 1.00000 | 5,948,043 | 60.4 |
| **25** | 0.00000 | - | 0.00000 | 98,414 | 492,068 | 0.99763 | 5,455,975 | 55.4 |
| **30** | 0.00475 | 467 | 0.00095 | 98,414 | 490,899 | 0.99521 | 4,963,908 | 50.4 |
| **35** | 0.00484 | 474 | 0.00097 | 97,946 | 488,546 | 0.99381 | 4,473,009 | 45.7 |
| **40** | 0.00755 | 735 | 0.00151 | 97,472 | 485,523 | 0.99060 | 3,984,463 | 40.9 |
| **45** | 0.01128 | 1,091 | 0.00227 | 96,737 | 480,956 | 0.99035 | 3,498,940 | 36.2 |
| **50** | 0.00799 | 765 | 0.00161 | 95,646 | 476,317 | 0.98534 | 3,017,984 | 31.6 |
| **55** | 0.02137 | 2,028 | 0.00432 | 94,881 | 469,336 | 0.96834 | 2,541,666 | 26.8 |
| **60** | 0.04217 | 3,916 | 0.00862 | 92,853 | 454,478 | 0.94603 | 2,072,330 | 22.3 |
| **65** | 0.06628 | 5,895 | 0.01371 | 88,938 | 429,951 | 0.91082 | 1,617,852 | 18.2 |
| **70** | 0.11370 | 9,442 | 0.02411 | 83,043 | 391,609 | 0.85928 | 1,187,901 | 14.3 |
| **75** | 0.17120 | 12,600 | 0.03744 | 73,601 | 336,502 | 0.57741 [c] | 796,292 | 10.8 |
| **80+** | 1.00000 | 61,000 | 0.13267 | 61,000 | 459,790 | - | 459,790 | 7.5 |

**Nota:** *Notes:*

[a] **Daripada umur 0 hingga kumpulan umur 1-4**
*From age of 0 to age group 1-4*

[b] **Daripada umur 0, kumpulan umur 1-4 hingga kumpulan umur 5-9**
*From age of 0, age group 1-4 to age group 5-9*

[c] **Daripada umur 75 hingga 80+**
*From age of 75 to 80+*

[e] **Anggaran**
*Estimates*

**Muka surat ini sengaja dibiarkan kosong**

*This page is deliberately left blank*

# NEGERI & DAERAH PENTADBIRAN

## *STATE & ADMINISTRATIVE DISTRICT*

# W.P. PUTRAJAYA

# 2026e

**Muka surat ini sengaja dibiarkan kosong**

*This page is deliberately left blank*

**Jadual 5.16: Jadual hayat ringkas mengikut jantina dan umur, W.P. Putarajaya, 2026[e]**
*Table 5.16: Abridged life table by sex and age, W.P. Putarajaya, 2026 [e]*

| Umur *Age* | Kebarangkalian mati di antara umur x dan umur x+n *Probability of dying between age x and age x+n* | Bilangan kematian di antara umur x dan umur x+n *Number of deaths between age x and age x+n* | Kadar tengah mortaliti di antara umur x dan umur x+n *Central mortality rate between age x and age x+n* | Penakat (orang yang masih hidup) pada umur tepat x *Survivors at exact age x* | Bilangan orang hidup-tahun di antara umur x dan umur x+n *Number of person-years lived between age x and age x+n* | Nisbah ketakatan *Survival ratio* | Jumlah bilangan orang hidup-tahun selepas umur tepat x *Total number of person-years lived after exact age x* | Jangkaan hayat *Life expectancy* |
|---|---|---|---|---|---|---|---|---|
| x | $_nq_x$ | $_nd_x$ | $_nm_x$ | $l_x$ | $_nL_x$ | $_nS_x$ | $T_x$ | $e_x$ |
| **Lelaki dan Perempuan** *Both sexes* | | | | | | | | |
| **0** | 0.00836 | 836 | 0.00842 | 100,000 | 99,227 | 0.99061 [a] | 7,459,598 | 74.6 |
| **1** | 0.00234 | 232 | 0.00059 | 99,164 | 396,079 | 0.99829 [b] | 7,360,371 | 74.2 |
| **5** | 0.00081 | 80 | 0.00016 | 98,932 | 494,460 | 0.99917 | 6,964,292 | 70.4 |
| **10** | 0.00085 | 84 | 0.00017 | 98,852 | 494,049 | 0.99920 | 6,469,832 | 65.4 |
| **15** | 0.00075 | 74 | 0.00015 | 98,768 | 493,653 | 0.99856 | 5,975,782 | 60.5 |
| **20** | 0.00212 | 210 | 0.00043 | 98,693 | 492,943 | 0.99719 | 5,482,130 | 55.5 |
| **25** | 0.00350 | 345 | 0.00070 | 98,484 | 491,557 | 0.99627 | 4,989,187 | 50.7 |
| **30** | 0.00395 | 388 | 0.00079 | 98,139 | 489,725 | 0.99479 | 4,497,630 | 45.8 |
| **35** | 0.00647 | 632 | 0.00130 | 97,751 | 487,175 | 0.99369 | 4,007,905 | 41.0 |
| **40** | 0.00616 | 598 | 0.00124 | 97,119 | 484,099 | 0.99016 | 3,520,730 | 36.3 |
| **45** | 0.01354 | 1,307 | 0.00273 | 96,521 | 479,335 | 0.98539 | 3,036,632 | 31.5 |
| **50** | 0.01570 | 1,495 | 0.00316 | 95,213 | 472,331 | 0.97699 | 2,557,297 | 26.9 |
| **55** | 0.03043 | 2,852 | 0.00618 | 93,719 | 461,463 | 0.95907 | 2,084,966 | 22.2 |
| **60** | 0.05175 | 4,702 | 0.01062 | 90,867 | 442,577 | 0.92905 | 1,623,503 | 17.9 |
| **65** | 0.09121 | 7,859 | 0.01911 | 86,164 | 411,175 | 0.83907 | 1,180,926 | 13.7 |
| **70** | 0.23766 | 18,610 | 0.05394 | 78,306 | 345,003 | 0.67312 | 769,751 | 9.8 |
| **75** | 0.44393 | 26,500 | 0.11411 | 59,696 | 232,227 | 0.45326 [c] | 424,749 | 7.1 |
| **80+** | 1.00000 | 33,195 | 0.17242 | 33,195 | 192,522 | - | 192,522 | 5.8 |
| **Lelaki** *Male* | | | | | | | | |
| **0** | 0.01046 | 1,046 | 0.01056 | 100,000 | 99,030 | 0.98863 [a] | 7,253,870 | 72.5 |
| **1** | 0.00226 | 224 | 0.00057 | 98,954 | 395,285 | 0.99826 [b] | 7,154,840 | 72.3 |
| **5** | 0.00079 | 78 | 0.00016 | 98,730 | 493,457 | 0.99933 | 6,759,555 | 68.5 |
| **10** | 0.00055 | 54 | 0.00011 | 98,653 | 493,127 | 0.99900 | 6,266,098 | 63.5 |
| **15** | 0.00146 | 144 | 0.00029 | 98,598 | 492,632 | 0.99726 | 5,772,970 | 58.6 |
| **20** | 0.00403 | 397 | 0.00081 | 98,454 | 491,280 | 0.99472 | 5,280,338 | 53.6 |
| **25** | 0.00653 | 640 | 0.00131 | 98,058 | 488,688 | 0.99316 | 4,789,058 | 48.8 |
| **30** | 0.00715 | 696 | 0.00143 | 97,417 | 485,346 | 0.99251 | 4,300,370 | 44.1 |
| **35** | 0.00783 | 758 | 0.00157 | 96,721 | 481,710 | 0.99291 | 3,815,025 | 39.4 |
| **40** | 0.00634 | 608 | 0.00127 | 95,963 | 478,296 | 0.98803 | 3,333,314 | 34.7 |
| **45** | 0.01765 | 1,683 | 0.00356 | 95,355 | 472,569 | 0.98075 | 2,855,018 | 29.9 |
| **50** | 0.02089 | 1,957 | 0.00422 | 93,673 | 463,470 | 0.97186 | 2,382,449 | 25.4 |
| **55** | 0.03554 | 3,260 | 0.00724 | 91,715 | 450,428 | 0.95417 | 1,918,979 | 20.9 |
| **60** | 0.05650 | 4,998 | 0.01163 | 88,456 | 429,785 | 0.90515 | 1,468,551 | 16.6 |
| **65** | 0.13550 | 11,309 | 0.02907 | 83,458 | 389,020 | 0.81485 | 1,038,766 | 12.4 |
| **70** | 0.24259 | 17,503 | 0.05521 | 72,150 | 316,991 | 0.62937 | 649,747 | 9.0 |
| **75** | 0.53968 | 29,492 | 0.14783 | 54,647 | 199,505 | 0.40045 [c] | 332,755 | 6.1 |
| **80+** | 1.00000 | 25,155 | 0.18878 | 25,155 | 133,250 | - | 133,250 | 5.3 |
| **Perempuan** *Female* | | | | | | | | |
| **0** | 0.00618 | 618 | 0.00622 | 100,000 | 99,424 | 0.99270 [a] | 7,657,313 | 76.6 |
| **1** | 0.00243 | 241 | 0.00061 | 99,382 | 396,927 | 0.99828 [b] | 7,557,889 | 76.0 |
| **5** | 0.00083 | 82 | 0.00017 | 99,140 | 495,496 | 0.99900 | 7,160,962 | 72.2 |
| **10** | 0.00118 | 117 | 0.00024 | 99,058 | 494,999 | 0.99941 | 6,665,466 | 67.3 |
| **15** | 0.00000 | - | 0.00000 | 98,941 | 494,707 | 1.00000 | 6,170,467 | 62.4 |
| **20** | 0.00000 | - | 0.00000 | 98,941 | 494,707 | 1.00000 | 5,675,760 | 57.4 |
| **25** | 0.00000 | - | 0.00000 | 98,941 | 494,707 | 0.99929 | 5,181,053 | 52.4 |
| **30** | 0.00142 | 140 | 0.00028 | 98,941 | 494,356 | 0.99660 | 4,686,347 | 47.4 |
| **35** | 0.00538 | 531 | 0.00108 | 98,801 | 492,678 | 0.99430 | 4,191,990 | 42.4 |
| **40** | 0.00602 | 592 | 0.00121 | 98,270 | 489,871 | 0.99224 | 3,699,312 | 37.6 |
| **45** | 0.00952 | 930 | 0.00191 | 97,678 | 486,068 | 0.99017 | 3,209,441 | 32.9 |
| **50** | 0.01015 | 982 | 0.00204 | 96,749 | 481,289 | 0.98226 | 2,723,373 | 28.1 |
| **55** | 0.02541 | 2,434 | 0.00515 | 95,767 | 472,750 | 0.96406 | 2,242,084 | 23.4 |
| **60** | 0.04675 | 4,363 | 0.00957 | 93,333 | 455,758 | 0.95157 | 1,769,334 | 19.0 |
| **65** | 0.05019 | 4,465 | 0.01030 | 88,970 | 433,687 | 0.86047 | 1,313,575 | 14.8 |
| **70** | 0.23359 | 19,740 | 0.05290 | 84,505 | 373,174 | 0.69934 | 879,889 | 10.4 |
| **75** | 0.38817 | 25,140 | 0.09633 | 64,765 | 260,976 | 0.48496 [c] | 506,714 | 7.8 |
| **80+** | 1.00000 | 39,625 | 0.16125 | 39,625 | 245,739 | - | 245,739 | 6.2 |

**Nota:** *Notes:*
[a] **Daripada umur 0 hingga kumpulan umur 1-4** *From age of 0 to age group 1-4*
[b] **Daripada umur 0, kumpulan umur 1-4 hingga kumpulan umur 5-9** *From age of 0, age group 1-4 to age group 5-9*
[c] **Daripada umur 75 hingga 80+** *From age of 75 to 80+*
[e] **Anggaran** *Estimates*

**Muka surat ini sengaja dibiarkan kosong**

*This page is deliberately left blank*

# NOTA TEKNIKAL

**Muka surat ini sengaja dibiarkan kosong**

*This page is deliberately left blank*

# 1. PENGENALAN

1.1 Jadual hayat adalah satu cara untuk menggambarkan situasi mortaliti penduduk. Jadual hayat disediakan dengan menggunakan kadar mortaliti umur tertentu atau kebarangkalian mati ($q_x$) dan hasilnya digunakan untuk mengukur mortaliti, nisbah ketakatan dan jangkaan hayat.

1.2 Jangkaan hayat adalah purata baki umur (tahun) seseorang dijangka dapat hidup pada permulaan umur tertentu dengan andaian kadar mortaliti umur tertentu adalah sama sepanjang hayat. Jangkaan hayat ketika lahir adalah refleksi mortaliti dan bebas daripada struktur umur penduduk serta tidak dipengaruhi oleh faktor-faktor luar seperti pemilihan penduduk piawai, perubahan pada kadar kelahiran dan lain-lain fenomena demografi.

1.3 Jadual hayat digunakan oleh ahli demografi, pekerja kesihatan awam dan aktuari dalam kajian kesuburan, mortaliti, migrasi, kepanjangan usia, pertumbuhan penduduk, unjuran penduduk, tempoh hayat bekerja dan tempoh hayat berkahwin[1].

1.4 Penerbitan ini juga menyediakan jadual hayat mengikut kumpulan etnik utama di peringkat Malaysia berdasarkan klasifikasi yang telah diguna pakai semasa Banci Penduduk dan Perumahan Malaysia 2020 (Banci 2020). Klasifikasi tersebut adalah:

**Warganegara**

a. Bumiputera terdiri daripada Melayu dan Bumiputera lain;
b. Cina;
c. India; dan
d. Lain-lain.

**Bukan Warganegara**

1.5 Statistik jangkaan hayat bagi tahun 2020 hingga 2026 telah disemak semula berasaskan Banci 2020, manakala statistik jangkaan hayat bagi tahun 2010 hingga 2019 adalah berasaskan Banci Penduduk dan Perumahan Malaysia 2010 (Banci 2010) dan akan disemak semula.

[1] *H.S Shryock and J.S. Siegel (1976)*

## 2. KONSEP

2.1 Jadual hayat ringkas adalah jadual yang menunjukkan kebarangkalian mati seseorang pada sesuatu umur (selang umur 5 tahun) sebelum mencapai ulang tahun kelahiran seterusnya. Jadual hayat disediakan menggunakan kadar mortaliti umur tertentu atau kebarangkalian mati ($q_x$) dan hasilnya digunakan untuk mengukur mortaliti, nisbah ketakatan dan jangkaan hayat.

2.2 Jangkaan hayat adalah purata baki umur (tahun) seseorang dijangka dapat hidup pada permulaan umur tertentu dengan andaian kadar kematian umur tertentu adalah sama sepanjang hayat.

2.3 Penakat ialah bilangan orang yang masih hidup pada permulaan umur tertentu.

## 3. METODOLOGI

3.1 Jadual hayat ringkas dijana menggunakan model *Coale-Demeny (West)* yang berasaskan kepada purata bilangan kematian pertengahan tahun untuk tempoh tiga tahun. Pendekatan ini telah digunakan untuk meminimumkan turun naik bilangan kematian tahunan secara rawak. Penggunaan data kematian untuk tempoh tiga tahun ini bermakna akan sentiasa berlaku ketinggalan masa satu atau dua tahun sebelum jadual hayat untuk tahun terkini dapat disediakan. Bagi pengiraan jangkaan hayat pada tahun terkini, model yang sama masih lagi diguna pakai tetapi hanya mengambil kira bilangan kematian pada tahun semasa sahaja. Namun begitu, jangkaan hayat tersebut akan dikemaskini pada tahun berikutnya apabila bilangan kematian pertengahan tahun untuk tempoh tiga tahun telah tersedia. Sejak tahun 1991, pengiraan jangkaan hayat untuk tahun semasa telah menggunakan model *Brass Logit*. Namun, mulai tahun 2025, model *Coale-Demeny (West)* akan digunakan bagi menggantikan model *Brass Logit* kerana hasil penilaian model ini menunjukkan bahawa anggaran yang diperoleh lebih tepat berbanding dengan model *Brass Logit.*

3.2 Jadual hayat ringkas 2024 (muktamad) dijana menggunakan model *Coale-Demeny (West)* yang berasaskan purata bilangan kematian pertengahan tahun mengikut kumpulan umur, kumpulan etnik, jantina, negeri dan daerah pentadbiran bagi tahun 2023, 2024 dan 2025 yang telah dimuktamadkan.

3.2.1 Data kematian pertengahan tahun 2023 merujuk kepada kematian yang direkodkan pada separuh tahun (*half-yearly*) kedua 2022 bermula Julai hingga Disember 2022 dan kematian separuh tahun pertama 2023

bermula Januari hingga Jun 2023 mengikut umur satu tahunan, kumpulan etnik, jantina, negeri dan daerah pentadbiran.

3.2.2 Data kematian pertengahan tahun 2024 merujuk kepada kematian yang direkodkan pada separuh tahun kedua 2023 bermula Julai hingga Disember 2023 dan kematian separuh tahun pertama 2024 bermula Januari hingga Jun 2024 mengikut umur satu tahunan, kumpulan etnik, jantina, negeri dan daerah pentadbiran.

3.2.3 Data kematian pertengahan tahun 2025 merujuk kepada kematian yang direkodkan pada separuh tahun kedua 2024 bermula Julai hingga Disember 2024 dan kematian separuh tahun pertama 2025 bermula Januari hingga Jun 2025 mengikut umur satu tahunan, kumpulan etnik, jantina, negeri dan daerah pentadbiran.

3.2.4 Input penduduk yang digunakan bagi penjanaan jadual hayat ringkas 2024 ini adalah data anggaran penduduk pertengahan tahun 2024 berasaskan Banci 2020 mengikut umur satu tahunan, kumpulan etnik, jantina, negeri dan daerah pentadbiran.

3.3 Jadual hayat ringkas 2025 (permulaan) dijana menggunakan model *Coale-Demeny (West)* yang berasaskan purata bilangan kematian pertengahan tahun mengikut kumpulan umur, kumpulan etnik, jantina, negeri dan daerah pentadbiran bagi tahun 2024, 2025 dan 2026 (anggaran).

3.3.1 Data kematian pertengahan tahun 2024 merujuk kepada kematian yang direkodkan pada separuh tahun kedua 2023 bermula Julai hingga Disember 2023 dan kematian separuh tahun pertama 2024 bermula Januari hingga Jun 2024 mengikut umur satu tahunan, kumpulan etnik, jantina, negeri dan daerah pentadbiran.

3.3.2 Data kematian pertengahan tahun 2025 merujuk kepada kematian yang direkodkan pada separuh tahun kedua 2024 bermula Julai hingga Disember 2024 dan kematian separuh tahun pertama 2025 bermula Januari hingga Jun 2025 mengikut umur satu tahunan, kumpulan etnik, jantina, negeri dan daerah pentadbiran.

3.3.3 Anggaran data kematian pertengahan tahun 2026 merujuk kepada kematian yang direkodkan pada separuh tahun kedua 2025 bermula Julai hingga Disember 2025 dan kematian separuh tahun pertama 2026 bermula Januari hingga Jun 2026 mengikut umur satu tahunan, kumpulan etnik, jantina, negeri dan daerah pentadbiran. Anggaran kematian 2026 adalah berdasarkan data siri masa kematian 10 tahun menggunakan kaedah *time series modeller-exponential smoothing models*.

3.3.4 Input penduduk yang digunakan bagi penjanaan jadual hayat ringkas 2025 adalah data anggaran penduduk pertengahan tahun 2025

berasaskan Banci 2020 mengikut umur satu tahunan, kumpulan etnik, jantina, negeri dan daerah pentadbiran.

3.4 Jadual hayat ringkas 2026 (anggaran) dijana menggunakan model *Coale-Demeny (West)* berasaskan kepada bilangan kematian pertengahan tahun bagi tahun semasa dan anggaran penduduk pertengahan tahun pada tahun semasa.

3.4.1 Anggaran data kematian pertengahan tahun 2026 merujuk kepada kematian yang direkodkan pada separuh tahun kedua 2025 bermula Julai hingga Disember 2025 dan kematian separuh tahun pertama 2026 bermula Januari hingga Jun 2026 mengikut umur satu tahunan, kumpulan etnik, jantina, negeri dan daerah pentadbiran.

3.4.2 Input penduduk yang digunakan bagi penjanaan jadual hayat ringkas 2026 adalah data anggaran penduduk pertengahan tahun 2026 berasaskan Banci 2020 mengikut umur satu tahunan, kumpulan etnik, jantina, negeri dan daerah pentadbiran.

3.5 Pengiraan jadual hayat memerlukan satu set nilai input sama ada kadar mortaliti umur tertentu bagi penduduk, ${}_{n}M_{x}$ atau nilai ${}_{n}q_{x}$ iaitu kebarangkalian mati di antara umur tepat $\mathbf{x}$ dan umur tepat $\mathbf{x+n}$, di mana $\mathbf{n}$ bersamaan selang umur 5 tahun kecuali dua kumpulan umur iaitu di bawah 1 tahun dan 1-4 tahun.

3.6 Untuk menganggarkan ${}_{1}q_{0}$ dan ${}_{4}q_{1}$ daripada ${}_{1}M_{0}$ dan ${}_{4}M_{1}$ dan ${}_{1}L_{0}$ (di mana ${}_{1}L_{0}$ merujuk kepada bilangan orang hidup-tahun di antara umur 0 dan 1) dan ${}_{4}L_{1}$ daripada ${}_{1}q_{0}$ dan ${}_{4}q_{1}$, faktor-faktor pemisah kematian yang diperlukan adalah daripada jadual hayat model *Coale-Demeny* [2].

3.7 Data input adalah dalam bentuk 17 nilai ${}_{n}M_{x}$ atau ${}_{n}q_{x}$. Jika terdapat lebih daripada 17 nilai, hanya data sehingga ${}_{5}q_{75}$ akan diambil. Jika ia kurang daripada 17 nilai, iaitu data bagi kumpulan umur bawah 75 tahun, ekstrapolasi akan dibuat sehingga umur 75 tahun.

3.8 Ekstrapolasi ini dibuat dengan andaian bahawa nilai ${}_{5}q_{x}$ mempunyai fungsi eksponen. Nisbah dua nilai ${}_{n}q_{x}$ yang tertinggi dalam data input telah dijadikan pemalar untuk menganggarkan nilai ${}_{n}q_{x}$ sehingga umur 75 tahun. Sebagai contoh, nisbah $\boldsymbol{a}$ daripada data yang diberi akan dikira sebagai:

[2] *A. Coale and P. Demeny* (1966)

$$a = \frac{{}_5q_{x+5}}{{}_5q_x}$$

di mana:

${}_5q_{x+5}$ Nilai tertinggi bagi set yang telah diberi yang mana $x$ adalah kurang daripada 70

$a$ Pemalar

Oleh itu, anggaran untuk ${}_5q_{x+10}$ ialah:

$${}_5q_{x+10} = a \,.\, {}_5q_{x+5}$$

Hubungan ini digunakan untuk membuat anggaran sehingga ${}_5q_{75}$.

3.9 Kadar mortaliti umur tertentu, ${}_nM_x$ bagi penduduk dikira seperti berikut:

$${}_nM_x = \frac{{}_nD_x}{{}_nP_x}$$

di mana:

${}_nD_x$ Bilangan kematian di antara umur $x$ dan $x + n$

${}_nP_x$ Bilangan penduduk di antara umur $x$ dan $x + n$

## 4. PENGIRAAN FUNGSI JADUAL HAYAT

4.1 Jika nilai ${}_nM_x$ digunakan sebagai input, nilai ${}_nq_x$ dihitung sebagai:

$${}_nq_x = \frac{(n.\ {}_nM_x)}{(1 + (n - {}_nk_x).\ {}_nM_x)}$$

di mana:

${}_nq_x$ Kebarangkalian mati di antara umur tepat $x$ dan umur tepat $x + n$

${}_nM_x$ Kadar mortaliti umur tertentu untuk umur $x$ dan $x + n$

$n$ Selang kumpulan umur (1, 4 dan 5)

${}_nk_x$ Faktor pemisah kematian untuk umur $x$ dan $x + n$

Faktor pemisah kematian untuk umur bawah 1 tahun dan 1-4 tahun boleh disediakan sebagai input atau faktor pemisah kematian *Coale-Demeny* digunakan.

Faktor pemisah untuk semua kumpulan umur yang lebih tinggi diandaikan sebagai 2.5.

4.2 Penakat (bilangan orang yang masih hidup) pada setiap umur tepat $x$, $l_x$ ialah:

$$\frac{l_{x+n}}{l_x} = 1 - {}_nq_x$$

dengan radiks 100,000 kelahiran, iaitu pada umur tepat 0, $l_0$

4.3 Bilangan kematian di antara umur tepat umur $x$ dan $x + n$, ${}_nd_x$ ialah:

$${}_nd_x = l_x - l_{x+n}$$

4.4 Bilangan orang yang akan hidup-tahun di antara umur tepat $x$ dan $x + n$, ${}_nL_x$ dikira sebagai:

$${}_1L_0 = {}_1k_0 \, . l_0 + (1 - ({}_1k_0))l_1$$

$${}_4L_1 = {}_4k_1 \, . l_1 + (4 - ({}_4k_1))l_5$$

$${}_5L_x = 2.5(l_x + l_{x+5}) \qquad x = 5, 10, \ldots 75$$

di mana:

${}_1k_0$ Faktor pemisah kematian untuk umur bawah 1 tahun

Lelaki : ${}_1k_0 = 0.0425 + 2.875 \, {}_1q_0$

Perempuan : ${}_1k_0 = 0.05 + 3.0 \, {}_1q_0$

${}_4k_1$ Faktor pemisah kematian untuk umur 1-4 tahun

Lelaki : ${}_4k_1 = 1.653 - 3.013 \, {}_1q_0$

Perempuan : ${}_4k_1 = 1.524 - 1.625 \, {}_1q_0$

Semua faktor pemisah kematian yang digunakan adalah yang telah dicadangkan dalam jadual hayat model *Coale-Demeny*.

Bagi kumpulan umur selang terbuka, $L_{80+}$ dikira sebagai:
$L_{80+} = 3.725 \, (l_{80}) + 0.0000625 \, (l_{80})^2$

4.5 Kadar tengah mortaliti di antara umur $x$ dan umur $x + n$, ${}_nm_x$ ialah:

$$ {}_nm_x = \frac{{}_nd_x}{{}_nL_x} $$

4.6 Jumlah bilangan orang yang akan hidup-tahun selepas umur tepat $x$, $T_x$ ialah:

$$ T_x = \sum_{y=x}^{y=w} L_y $$

di mana:

$\sum_{y=x}^{y=w} L_y$ Jumlah semua $L_x$ untuk umur x dan ke atas hingga ke akhir jadual hayat

w Umur tertua di dalam jadual hayat

4.7 Nisbah ketakatan, ${}_nS_x$ ialah:

$$ {}_nS_x = \frac{{}_nL_{x+5}}{{}_nL_x} $$

di mana:

Perkadaran hidup daripada kelahiran hingga umur 0-4 tahun:

$$ S_0 = \frac{{}_5L_0}{5(l_0)} $$

Perkadaran hidup daripada umur 0-4 tahun hingga 5-9 tahun:

$$ S_1 = \frac{{}_5L_5}{{}_5L_0} $$

Perkadaran hidup daripada umur $x$ hingga $x + 5$:

$$ {}_5S_x = \frac{{}_5L_{x+5}}{{}_5L_x} $$

Perkadaran hidup daripada umur 75-80 tahun dan ke atas:

$$ S_{75+} = \frac{L_{80+}}{L_{75+}} $$

4.8 Jangkaan hayat pada umur $x$, $e_x$ ialah:

$$e_x = \frac{T_x}{l_x}$$

## 5. DEFINISI JADUAL HAYAT

$x$ dan $x + n$ Masa hidup di antara dua umur tepat $x$ dan $x + n$.

Contohnya, bagi kumpulan umur '65-70' bermaksud 5 tahun selang umur di antara ulang tahun hari lahir ke-65 dan ke-70.

$_nq_x$ Kebarangkalian mati di antara umur $x$ dan umur $x + n$, iaitu, perkadaran orang dalam kohort yang hidup pada permulaan selang umur yang dinyatakan $x$ yang akan mati sebelum mencapai ke akhir selang umur $x + n$.

Contohnya merujuk kepada Jadual 2.1, kebarangkalian seorang lelaki pada umur tepat 65 tahun akan mati sebelum mencapai ulang tahun hari lahir ke 70, $_5q_{65}$ ialah 0.12745, iaitu daripada setiap 100,000 orang yang hidup dan pada umur tepat 65 tahun, 12,745 akan mati sebelum mencapai ulang tahun hari lahir ke-70.

$l_x$ Orang yang masih hidup pada setiap umur tepat $x$, iaitu bilangan orang yang masih hidup pada permulaan selang umur $x$ daripada jumlah kelahiran yang diandaikan seramai 100,000 orang.

Contohnya merujuk kepada Jadual 2.1, daripada 100,000 bayi lelaki yang baru lahir, 75,150 orang akan hidup sehingga umur tepat 65 tahun.

$_nd_x$ Bilangan kematian di antara umur tepat x dan umur tepat x+n iaitu bilangan orang yang akan mati dalam selang umur x hingga x+n daripada jumlah bilangan kelahiran yang diandaikan dalam jadual.

Contohnya merujuk kepada Jadual 2.1 bagi lelaki, akan berlaku 9,578 kematian di antara umur tepat 65 tahun dan 70 tahun kepada kohort permulaan 100,000 bayi lelaki yang baru lahir.

$_nm_x$ Kadar tengah mortaliti di antara umur tepat x dan umur tepat x+n.

Contohnya merujuk kepada Jadual 2.1 bagi lelaki, kadar tengah mortaliti di antara umur 65 tahun dan umur 70 tahun ialah 9,578 / 351,807 iaitu 0.02722.

$_nL_x$ Bilangan orang yang akan hidup-tahun di antara umur tepat x dan umur tepat x+n oleh kohort 100,000 kelahiran yang diandaikan.

Contohnya merujuk kepada Jadual 2.1, 100,000 bayi lelaki yang baru lahir, 351,807 orang akan hidup-tahun di antara umur tepat 65 tahun dan 70 tahun. Daripada 75,150 orang yang mencapai umur 65 tahun, 65,573 orang yang hidup sehingga umur 70 tahun akan hidup 5 tahun seorang, iaitu 327,865 orang-tahun (65,573 x 5 = 327,865 orang-tahun) dan 9,578 orang yang mati masing-masing akan hidup dalam tempoh masa yang berbeza yang kurang daripada 5 tahun, purata selama 2.5 tahun, iaitu 23,945.0 orang-tahun (9,578 x 2.5 = 23,945.0).

$_nS_x$ Perkadaran orang yang masih hidup daripada kumpulan umur $x$ hingga $x + n$ kepada kumpulan umur lain $x + 5$ hingga $x + 5 + n$.

Contohnya merujuk kepada Jadual 2.1 bagi lelaki, perkadaran orang hidup daripada kumpulan umur 65-69 kepada kumpulan umur 70-74 ialah 298,569 / 351,807 iaitu 0.84867.

$T_x$ Jumlah bilangan orang hidup-tahun selepas permulaan umur tepat x oleh kohort 100,000 kelahiran yang diandaikan.

Contohnya merujuk kepada Jadual 2.1, 100,000 bayi lelaki yang baru lahir, seramai 1,124,371 orang akan hidup-tahun selepas ulang tahun hari lahir ke-65.

$e_x$ Jangkaan hayat adalah purata baki umur (tahun) seseorang dijangka dapat hidup pada permulaan umur tertentu dengan andaian kadar kematian umur tertentu adalah sama sepanjang hayat.

Contohnya merujuk kepada Jadual 2.1, seorang lelaki yang mencapai ulang tahun hari lahir ke-65 akan dijangka hidup selama 15.0 tahun lagi.

## 6. NOTA DAN SIMBOL

| | |
|---|---|
| p | Permulaan |
| e | Anggaran |
| W.P. | Wilayah Persekutuan |
| - | Tiada/ Kosong |
| N/A | Tidak tersedia |
| .. | Data tidak diperoleh |

# TECHNICAL NOTES

**Muka surat ini sengaja dibiarkan kosong**

*This page is deliberately left blank*

# 1. INTRODUCTION

1.1 *A life table is a useful tool for presenting the mortality situation of a population. A life table is prepared from age-specific mortality rates or probability of deaths ($q_x$) and the results used to measure mortality, survival ratio and life expectancy.*

1.2 *Life expectancy is the average number of years a person is expected to live at the beginning of a certain age, assuming the mortality rate of a certain age is the same throughout his or her lifetime. Life expectancy at birth reflects mortality and it is independent of the population's age structure and is not influenced by extraneous factors such as the selection of a standard population, changes in birth rates and other demographic phenomena.*

1.3 *Life tables are used by demographers, public health workers and actuaries in the studies of fertility, mortality, migration, longevity, population growth, population projections, length of working life and length of married life*[1]*.*

1.4 *This report also provides life tables by major ethnic group at Malaysia level based on the classification used during Population and Housing Census of Malaysia 2020 (MyCensus 2020). The classifications used are:*

*Citizens*

a. *Bumiputera consists of Malay and Other Bumiputera;*
b. *Chinese;*
c. *Indians; and*
d. *Others.*

*Non-citizens*

1.5 *The statistics of life expectancy for 2020 to 2026 have been revised based on the MyCensus 2020, meanwhile the statistics of life expectancy for 2010 to 2019 are based on the Population and Housing Census of Malaysia 2010 (Census 2010) and will be revised later.*

[1] *H.S Shryock and J.S. Siegel (1976)*

## 2. CONCEPTS

2.1 *Abridged life table is a table that shows the probability that a person at a certain age (5-year age interval) will die before reaching his or her next birthday. A life table is prepared from age-specific mortality rates or probability of deaths ($q_x$) and the results used to measure mortality, survival ratio and life expectancy.*

2.2 *Life expectancy is the average remaining age (years) for a person is expected to live at the beginning of a certain age if the age-specific death rates of the given period continued throughout his or her lifetime.*

2.3 *Survivors are the number of survivors at the beginning of a certain age.*

## 3. METHODOLOGY

3.1 *The life tables are generated from Coale-Demeny (West) model based on the average final number of mid-year for three years. This approach was adopted to minimise random annual fluctuations in the number of deaths. The use of triennial deaths implies that there will always be a time lag of one or two years for life tables of a year to be made available. For the calculation of life expectancy in the latest year, the same model was also applied but it takes into account the number of deaths in the current year only. However, the life expectancy will be updated the following year when the number of mid-year deaths for the three-year period are available. Since 1991, the calculation of life expectancy for the current year has used the Brass Logit model. However, starting 2025, the Coale-Demeny (West) model will be used instead of the Brass Logit model because the assessment of this model showed that the estimates is more accurate as compared to the Brass Logit model.*

3.2 *The abridged life tables 2024 (final) are generated using the Coale-Demeny (West) model based on the average final number of mid-year deaths by age group, ethnic group, sex, state and administrative districts for 2023, 2024 and 2025.*

3.2.1 *Mid-year data on deaths for 2023 refers to the deaths recorded in the second half-yearly of 2022 from July to December 2022 and the first half-yearly of 2023 deaths from January to June 2023 by single age, ethnic group, sex, state and administrative districts.*

3.2.2 *Mid-year data on deaths for 2024 refers to the deaths recorded in the second half-yearly of 2023 from July to December 2023 and the first*

*half-yearly of 2024 deaths from January to June 2024 by single age, ethnic group, sex, state and administrative districts.*

*3.2.3 Mid-year data on deaths for 2025 refers to the deaths recorded in the second half-yearly of 2024 from July to December 2024 and the first half-yearly of 2025 deaths from January to June 2025 by single age, ethnic group, sex, state and administrative districts.*

*3.2.4 The input of the population used to generate the abridged life tables is the mid-year population estimates for 2024 based on the MyCensus 2020 by single age, ethnic group, sex, state and administrative districts.*

*3.3 The abridged life tables 2025 (preliminary) are generated using the Coale-Demeny (West) model based on the average final number of mid-year deaths by single age, ethnic group, sex, state and administrative districts for 2024, 2025 and 2026 (estimates).*

*3.3.1 Mid-year data on deaths for 2024 refers to the deaths recorded in the second half-yearly of 2023 from July to December 2023 and the first half-yearly of 2024 deaths from January to June 2024 by single age, ethnic group, sex, state and administrative districts.*

*3.3.2 Mid-year data on deaths for 2025 refers to the deaths recorded in the second half-yearly of 2024 from July to December 2024 and the first half-yearly of 2025 deaths from January to June 2025 by single age, ethnic group, sex, state and administrative districts.*

*3.3.3 Mid-year death estimates for 2026 refer to the deaths recorded in the second half-yearly of 2025 from July to December 2025 and the first half-yearly of 2026 deaths from January to June 2026 by single age, ethnic group, sex, state and administrative districts. The 2026 estimate deaths based on 10-year death time series data using the time series modeler-exponential smoothing models.*

*3.3.4 The input of the population used to generate the abridged life tables is the mid-year population estimates for 2025 based on the MyCensus 2020 by single age, ethnic group, sex, state and administrative districts.*

*3.4 The abridged life tables 2026 (estimates) are generated using the Coale-Demeny (West) model based on the number of mid-year deaths for current year and mid-year population estimates for the current year.*

*3.4.1 Mid-year death estimates for 2026 refer to the deaths recorded in the second half-yearly of 2025 from July to December 2025 and the first half-yearly of 2026 deaths from January to June 2026 by single age, ethnic group, sex, state and administrative districts.*

3.4.2 *The input of the population used to generate the abridged life tables is the mid-year population estimates for 2025 based on the MyCensus 2020 by single age, ethnic group, sex, state and administrative districts.*

3.5 *The calculation of life tables requires a set of input values of either the age-specific mortality rates of the population, ${}_nM_x$ or the ${}_nq_x$ values, that is, probabilities of dying between exact ages $x$ and $x+n$, where $n$ equals to 5-year age intervals except for the first two age groups below 1 year and 1-4 years.*

3.6 *For estimating ${}_1q_0$ and ${}_4q_1$ from ${}_1M_0$ and ${}_4M_1$ and ${}_1L_0$ (where ${}_1L_0$ refers to the number of person-years lived between age 0 and 1) and ${}_4L_1$ from ${}_1q_0$ and ${}_4q_1$, death separation factors which are required from the Coale-Demeny model life tables[2].*

3.7 *The data input is in the form of 17 values of ${}_nM_x$ or ${}_nq_x$. If there are more than 17 values, only data up to ${}_5q_{75}$ were taken. If there are less than 17 values, that is data up to an age group below the age of 75 years, extrapolation up to the age of 75 years is done automatically.*

3.8 *The extrapolation is done by assuming that the ${}_5q_x$ values have exponential functions. The ratio of the two highest values of ${}_nq_x$ in the data input is constant for estimation, up to the age of 75 years. For example, the ratio of $a$ from the data given is computed as:*

$$a = \frac{{}_5q_{x+5}}{{}_5q_x}$$

*where:*

${}_5q_{x+5}$ *The highest value of the given set in which $x$ is less than 70*

$a$ *Constant value*

*Therefore, the estimate of ${}_5q_{x+10}$ is:*

$${}_5q_{x+10} = a \cdot {}_5q_{x+5}$$

*This relationship is used in estimation up to ${}_5q_{75}$.*

[2] *A. Coale and P. Demeny (1966)*

3.9 The age-specific mortality rates, ${}_nM_x$ of the population calculated as follows:

$$ {}_nM_x = \frac{{}_nD_x}{{}_nP_x} $$

where:

${}_nD_x$ Number of deaths between ages $x$ and $x+n$

${}_nP_x$ Number of populations between ages $x$ and $x+n$

## 4. COMPUTATION OF LIFE TABLE FUNCTIONS

4.1 If ${}_nM_x$ values are used as inputs, the ${}_nq_x$ values are computed as:

$$ {}_nq_x = \frac{(n.\ {}_nM_x)}{(1 + (n - {}_nk_x).\ {}_nM_x)} $$

where:

${}_nq_x$ Probability of dying between exact age $x$ and exact age $x+n$

${}_nM_x$ Age-specific mortality rates for ages $x$ and $x+n$

$n$ Age group interval (1, 4 and 5)

${}_nk_x$ Death separation factor for ages $x$ and $x+n$

The death separation factors for ages below 1 year and 1-4 years can be provided as the input or the Coale-Demeny death separation factors can be used.

The separation factor for all higher age groups is assumed to be 2.5.

4.2 Survivors (the number of survivors) at each exact age $x$, $l_x$ is:

$$ \frac{l_{x+n}}{l_x} = 1 - {}_nq_x $$

with a radix of 100,000 births, that is at exact age 0, $l_0$

4.3 The number of deaths between exact ages $x$ and $x+n$, ${}_nd_x$ is:

$$ {}_nd_x = l_x - l_{x+n} $$

4.4 The number of person-years lived (survivors) between exact ages $x$ and $x+n$, ${}_nL_x$ is calculated as:

$${}_1L_0 = {}_1k_0 \,.\, l_0 + (1 - ({}_1k_0))l_1$$

$${}_4L_1 = {}_4k_1 \,.\, l_1 + (4 - ({}_4k_1))l_5$$

$${}_5L_x = 2.5(l_x + l_{x+5}) \qquad x = 5, 10, \ldots 75$$

*where:*

${}_1k_0$ *Death separation factors for ages below 1 year*

*Male* : ${}_1k_0 = 0.0425 + 2.875\ {}_1q_0$

*Female* : ${}_1k_0 = 0.05 + 3.0\ {}_1q_0$

${}_4k_1$ *Death separation factors for aged 1-4 years*

*Male* : ${}_4k_1 = 1.653 - 3.013\ {}_1q_0$

*Female* : ${}_4k_1 = 1.524 - 1.625\ {}_1q_0$

*All the death separation factors used are as suggested in Coale-Demeny model life tables.*

*The open-ended age group,* $L_{80+}$ *is calculated as:*
$L_{80+} = 3.725\ (l_{80}) + 0.0000625\ (l_{80})^2$

4.5 *The central mortality rate between age* $x$ *and age* $x + n$, ${}_nm_x$ *is:*

$${}_nm_x = \frac{{}_nd_x}{{}_nL_x}$$

4.6 *The total number of person-years lived after exact age* $x$, $T_x$ *is:*

$$T_x = \sum_{y=x}^{y=w} L_y$$

*where:*

$\sum_{y=x}^{y=w} L_y$ *Sum of the* $L_x$ *for ages* $x$ *and over to the end of the life table*

$w$ *The oldest age in the life table*

4.7 *The survival ratio,* ${}_nS_x$ *is:*

$$ {}_nS_x = \frac{{}_nL_{x+5}}{{}_nL_x} $$

*where:*

*Proportion of surviving from birth to ages 0-4 years is:*

$$ S_0 = \frac{{}_5L_0}{5(l_0)} $$

*Proportion of surviving from ages 0-4 years to 5-9 years is:*

$$ S_1 = \frac{{}_5L_5}{{}_5L_0} $$

*Proportion of surviving from ages* $x$ *to* $x + 5$ *is:*

$$ {}_5S_x = \frac{{}_5L_{x+5}}{{}_5L_x} $$

*Proportion of surviving from ages 75-80 years and over is:*

$$ S_{75+} = \frac{L_{80+}}{L_{75+}} $$

4.8 *Life expectancy at the age* $x$, $e_x$ *is:*

$$ e_x = \frac{T_x}{l_x} $$

## 5. LIFE TABLE DEFINITIONS

| | |
|---|---|
| $x$ *and* $x + n$ | *The period of life between two exact ages* $x$ *and* $x + n$. |
| | *For example, age group of the age of '65-70' means the 5-year interval between the 65th and 70th birthdays.* |
| ${}_nq_x$ | *The probability of dying between age* $x$ *and age* $x + n$, *the proportion of persons in the cohort that alive at the beginning of age interval* $x$ *who will die before reaching the end of that age interval* $x + n$. |

*For example, refer to the Table 2.1, the probability that a person of exact the age of 65th will die before reaching his 70th birthday, ${}_5q_{65}$ is 0.12745, that is, out of every 100,000 persons alive and exactly 65 years old, 12,745 will die before reaching their 70th birthday.*

$l_x$ *Survivors at each exact age x, that is, the number of persons living at the beginning of an age interval x out of a total of births assumed to be 100,000 persons.*

*For example, refer to the Table 2.1, out of 100,000 newborn male babies, 75,150 persons would survive to exact the age of 65th years.*

${}_nd_x$ *The number of deaths between exact age $x$ and exact age $x+n$, that is, the number of persons who would die within the indicated age interval $x$ to $x+n$ out of the total number of births assumed in the table.*

*For example, refer to the Table 2.1 for males, there would be 9,578 deaths between exact the ages of 65 years and 70 years to the initial cohort of 100,000 newborn male babies.*

${}_nm_x$ *Central mortality rate between exact age $x$ and exact age $x+n$.*

*For example, refer to the Table 2.1, the central mortality rate for male between the age of 65 years and the age of 70 years is 9,578 / 351,807 that is, 0.02722.*

${}_nL_x$ *The number of person-years lived (survivors) between exact age $x$ and exact age $x+n$ by the cohort 100,000 births assumed.*

*For example, refer to the Table 2.1, the 100,000 newborn male babies would live 351,807 person-years between exact the ages of 65 years and 70 years. Out of 75,150 person who reach the age of 65 years, the 65,573 persons who survive to the age of 70 years would live 5 years each, that is 327,865 person-years (65,573 x 5 = 327,865 person-years) and 9,578 persons who die would each live varying periods of time less than 5 years, averaging about 2.5 years, that is 23,945.0 person-years (9,578 x 2.5 = 23,945.0).*

$_nS_x$ *The proportion of survivors from age group $x$ to $x+n$ to another age group $x+5$ to $x+5+n$.*

*For example, refer to the Table 2.1 the proportion of survivors for male from the age group of 65-69 to the age group of 70-74 is 298,569 / 351,807 that is 0.84867.*

$T_x$ *The total number of person-years to be lived after the beginning of exact age $x$ by the cohort of 100,000 births assumed.*

*For example, refer to the Table 2.1, the 100,000 of newborn male babies would live, 1,124,371 person-years after their 65th birthday.*

$e_x$ *Life expectancy is the average remaining age (years) for a person is expected to live (survives) at the beginning of a certain age $x$ if the age-specific death rates of the given period continued throughout his/ her lifetime.*

*For example, refer to the Table 2.1, males who reaches his 65th birthday is expected to live 15.0 years more.*

## 6. NOTE AND SYMBOLS

| | |
|---|---|
| p | *Preliminary* |
| e | *Estimates* |
| W.P. | *Wilayah Persekutuan* |
| - | *Nil/ Blank* |
| N/A | *Not available* |
| .. | *Data not acquired* |

## PERTANYAAN BERHUBUNG DENGAN PENERBITAN INI BOLEH JUGA DIBUAT DI PEJABAT PERANGKAAN NEGERI SEPERTI BERIKUT:

Pengarah,
Jabatan Perangkaan Malaysia Negeri Johor,
Tingkat 14, Menara Tabung Haji,
Jalan Air Molek,
80000 Johor Bahru, Johor.
Tel. : 07-225 3700
Faks : 07-224 9972
Emel : jpjohor@dosm.gov.my

Pengarah,
Jabatan Perangkaan Malaysia Negeri Kedah,
Aras 1, Zon C, Wisma Persekutuan,
Pusat Pentadbiran Kerajaan Persekutuan,
Bandar Muadzam Shah,
06550 Anak Bukit, Alor Setar, Kedah.
Tel. : 04-700 1240
Faks : 04-733 8412
Emel : jpkedah@dosm.gov.my

Pengarah,
Jabatan Perangkaan Malaysia Negeri Kelantan,
Tingkat 8, Bangunan Persekutuan,
Jalan Bayam,
15514 Kota Bharu, Kelantan.
Tel. : 09-741 9449
Faks : 09-748 2142
Emel : jpkelantan@dosm.gov.my

Pengarah,
Jabatan Perangkaan Malaysia Negeri Melaka,
Aras 7 & 8, Wisma Persekutuan,
Jalan MITC, Hang Tuah Jaya,
75450, Ayer Keroh, Melaka.
Tel. : 06-252 2725
Faks : 06-252 2711
Emel : jpmelaka@dosm.gov.my

Pengarah,
Jabatan Perangkaan Malaysia Negeri Sembilan,
Jalan 2, Era Square,
70200 Seremban, Negeri Sembilan.
Tel. : 06-765 5000
Faks : 06-765 5002
Emel : jpnsembilan@dosm.gov.my

Pengarah,
Jabatan Perangkaan Malaysia Negeri Pahang,
Tingkat 7, Bangunan Persekutuan,
Jalan Gambut,
25000 Kuantan, Pahang.
Tel. : 09-516 3931/7
Faks : 09-514 4636
Emel : jppahang@dosm.gov.my

Pengarah,
Jabatan Perangkaan Malaysia Negeri Pulau Pinang,
Tingkat 6, Bangunan Persekutuan,
10400 Jalan Anson, Pulau Pinang.
Tel. : 04-226 6244
Faks : 04-229 9499
Emel : jppulaupinang@dosm.gov.my

Pengarah,
Jabatan Perangkaan Malaysia Negeri Perak,
Tingkat 3, Blok A, Bangunan Persekutuan Ipoh,
Jalan Dato' Seri Ahmad Said (Greentown),
30450 Ipoh, Perak.
Tel. : 05-255 4963
Faks : 05-255 1073
Emel : jpperak@dosm.gov.my

Pengarah,
Jabatan Perangkaan Malaysia Negeri Perlis,
Tingkat 2, 26B, KPARC,
01000 Kangar, Perlis.
Tel. : 04-977 1221
Faks : 04-977 1223
Emel : jpperlis@dosm.gov.my

Pengarah,
Jabatan Perangkaan Malaysia Negeri Selangor,
Tingkat 9, Bangunan Darul Ehsan,
Jalan Indah, Seksyen 14,
40000 Shah Alam, Selangor.
Tel. : 03-5515 0200
Faks : 03-5518 0408
Emel : jpselangor@dosm.gov.my

Pengarah,
Jabatan Perangkaan Malaysia Negeri Terengganu,
Tingkat 9, Wisma Persekutuan,
Jalan Sultan Ismail,
20200 Kuala Terengganu, Terengganu.
Tel. : 09-622 3062
Faks : 09-622 9659
Emel : admin_jptrg@dosm.gov.my

Pengarah,
Jabatan Perangkaan Malaysia Negeri Sabah,
Tingkat 1-3, Blok C,
Kompleks Pentadbiran Kerajaan Persekutuan Sabah,
Jalan UMS, Beg Berkunci No. 2046,
88999 Kota Kinabalu, Sabah.
Tel. : 088-484 602
Faks : 088-484 659
Emel : jpsabah@dosm.gov.my

Pengarah,
Jabatan Perangkaan Malaysia Negeri Sarawak,
Tingkat 7 & 8, Bangunan Tun Datuk Patinggi
Tuanku Haji Bujang, Jalan Simpang Tiga,
93514 Kuching, Sarawak.
Tel. : 082-240 287
Faks : 082-242 609
Emel : sarawak@dosm.gov.my

Pengarah,
Jabatan Perangkaan Malaysia
Wilayah Persekutuan,
Tingkat 14 & 15, Wisma FGV,
Jalan Raja Laut,
50350 Kuala Lumpur.
Tel.: 03-2267 2400
Faks : 03-2691 0639
Emel : jpwpkl@dosm.gov.my

## *ENQUIRIES ABOUT THIS PUBLICATION CAN ALSO BE MADE AT THE FOLLOWING STATE STATISTICS OFFICES:*

*Director,*
*Department of Statistics, Malaysia, Johor,*
*14th Floor, Menara Tabung Haji,*
*Jalan Air Molek,*
*80000 Johor Bahru, Johor.*
*Tel. : 07-225 3700*
*Fax : 07-224 9972*
*Email : jpjohor@dosm.gov.my*

*Director,*
*Department of Statistics, Malaysia, Kedah,*
*1st Floor, Zon C, Wisma Persekutuan,*
*Pusat Pentadbiran Kerajaan*
*Persekutuan, Bandar Muadzam Shah,*
*06550 Anak Bukit, Alor Setar, Kedah.*
*Tel. : 04-700 1240*
*Fax : 04-733 8412*
*Email : jpkedah@dosm.gov.my*

*Director,*
*Department of Statistics, Malaysia, Kelantan,*
*8th Floor, Bangunan Persekutuan,*
*Jalan Bayam,*
*15514 Kota Bharu, Kelantan.*
*Tel. : 09-741 9449*
*Fax : 09-748 2142*
*Email : jpkelantan@dosm.gov.my*

*Director,*
*Department of Statistics, Malaysia, Melaka,*
*7th & 8th Floor, Wisma Persekutuan,*
*Jalan MITC, Hang Tuah Jaya,*
*75450, Ayer Keroh, Melaka.*
*Tel. : 06-252 2725*
*Fax : 06-252 2711*
*Email : jpmelaka@dosm.gov.my*

*Director,*
*Department of Statistics, Malaysia, Negeri Sembilan,*
*Jalan 2, Era Square,*
*70200 Seremban, Negeri Sembilan.*
*Tel. : 06-765 5000*
*Fax : 06-765 5002*
*Email : jpnsembilan@dosm.gov.my*

*Director,*
*Department of Statistics, Malaysia, Pahang,*
*7th Floor, Bangunan Persekutuan,*
*Jalan Gambut,*
*25000 Kuantan, Pahang.*
*Tel. : 09-516 3931/7*
*Fax : 09-514 4636*
*Email : jppahang@dosm.gov.my*

*Director,*
*Department of Statistics, Malaysia, Pulau Pinang,*
*6th Floor, Bangunan Persekutuan,*
*10400 Jalan Anson, Pulau Pinang.*
*Tel. : 04-226 6244*
*Fax : 04-229 9499*
*Email : jppulaupinang@dosm.gov.my*

*Director,*
*Department of Statistics, Malaysia, Perak,*
*3rd Floor, Block A,*
*Bangunan Persekutuan Ipoh,*
*Jalan Dato' Seri Ahmad Said (Greentown),*
*30450 Ipoh, Perak.*
*Tel. : 05-255 4963*
*Fax : 05-255 1073*
*Email : jpperak@dosm.gov.my*

*Director,*
*Department of Statistics, Malaysia, Perlis,*
*Level 2, 26B, KPARC,*
*01000 Kangar, Perlis.*
*Tel. : 04-977 1221*
*Fax : 04-977 1223*
*Email : jpperlis@dosm.gov.my*

*Director,*
*Department of Statistics, Malaysia, Selangor,*
*9th Floor, Bangunan Darul Ehsan,*
*Jalan Indah, Seksyen 14,*
*40000 Shah Alam, Selangor.*
*Tel. : 03- 5515 0200*
*Fax : 03-5518 0408*
*Email : jpselangor@dosm.gov.my*

*Director,*
*Department of Statistics, Malaysia, Terengganu,*
*9th Floor, Wisma Persekutuan,*
*Jalan Sultan Ismail,*
*20200 Kuala Terengganu, Terengganu.*
*Tel. : 09-622 3062*
*Fax : 09-622 9659*
*Email : admin_jptrg@dosm.gov.my*

*Director,*
*Department of Statistics, Malaysia, Sabah,*
*Level 1-3, Block C,*
*Kompleks Pentadbiran Kerajaan Persekutuan Sabah,*
*Jalan UMS, Beg Berkunci No. 2046,*
*88999 Kota Kinabalu, Sabah.*
*Tel. : 088-484 602*
*Fax : 088-484 659*
*Email : jpsabah@dosm.gov.my*

*Director,*
*Department of Statistics, Malaysia, Sarawak,*
*7th & 8th Floor, Bangunan Tun Datuk Patinggi*
*Tuanku Haji Bujang, Jalan Simpang Tiga,*
*93514 Kuching, Sarawak.*
*Tel. : 082-240 287*
*Fax : 082-242 609*
*Email : sarawak@dosm.gov.my*

*Director,*
*Department of Statistics,*
*Malaysia, Federal Territories,*
*14th & 15th Floor, Wisma FGV,*
*Jalan Raja Laut,*
*50350 Kuala Lumpur.*
*Tel. : 03-2267 2400*
*Fax :* 03-2691 0639
*Email : jpwpkl@dosm.gov.my*