KEMENTERIAN EKONOMI
JABATAN PERANGKAAN MALAYSIA

PERANGKAAN GETAH BULANAN

MONTHLY RUBBER STATISTICS

JULAI / *JULY* **2026**

JABATAN PERANGKAAN MALAYSIA

DEPARTMENT OF STATISTICS MALAYSIA

KEMENTERIAN EKONOMI
JABATAN PERANGKAAN MALAYSIA

JULAI *JULY* 2026

PERANGKAAN GETAH BULANAN
MONTHLY RUBBER STATISTICS

PEMAKLUMAN

Jabatan Perangkaan Malaysia (DOSM) sedang melaksanakan **Banci Ekonomi 2026 (BE2026)** dengan tema **"Data Nadi Ekonomi Rakyat"**. Pelaksanaan Banci Ekonomi kali keenam ini berlangsung dari **5 Januari hingga 31 Oktober 2026**. BE2026 bertujuan untuk mengumpul data yang menyeluruh dan berstruktur daripada semua pertubuhan perniagaan berdaftar dan tidak berdaftar di Malaysia, bagi menilai prestasi, struktur serta ciri-ciri ekonomi negara secara komprehensif dan berasaskan bukti.

OpenDOSM NextGen adalah medium yang menyediakan katalog data dan visualisasi bagi memudahkan pengguna menganalisis pelbagai data dan boleh diakses melalui portal https://open.dosm.gov.my.

ANNOUNCEMENT

*The Department of Statistics Malaysia (DOSM) is conducting the **Economic Census 2026 (BE2026)**, with themed **"Data Nadi Ekonomi Rakyat"**. The sixth Economic Census, will be carried out from **5th January to 31st October 2026**. BE2026 aims to collect comprehensive and structured data from all registered and unregistered business establishments in Malaysia to assess the nation's economic performance, structure and characteristics in an evidence-based manner.*

***OpenDOSM NextGen** is a medium that provides data catalogue and visualisations to facilitate users' analysis and can be accessed through https://open.dosm.gov.my.*

JABATAN PERANGKAAN MALAYSIA
DEPARTMENT OF STATISTICS MALAYSIA

Diterbitkan dan dicetak oleh / *Published and printed by:*
Jabatan Perangkaan Malaysia
Department of Statistics Malaysia
Blok C6 & C7, Kompleks C,
Pusat Pentadbiran Kerajaan Persekutuan,
62514 Putrajaya,
MALAYSIA

Tel.	:	03-8885 7000
Faks	:	03-8888 9248
Portal	:	https://www.dosm.gov.my
Facebook / X / Instagram/ Youtube	:	StatsMalaysia
E-mel / *E-mail*	:	info@dosm.gov.my (pertanyaan umum / *general enquiries*) data@dosm.gov.my (pertanyaan & permintaan data / *data request & enquiries*)
Harga / *Price*	:	RM5.00

Diterbitkan pada September 2026 / *Published in September 2026*

Hakcipta terpelihara / *All rights reserved.*

Tiada bahagian daripada terbitan ini boleh diterbitkan semula, disimpan untuk pengeluaran atau ditukar dalam apa-apa bentuk atau alat apa jua pun kecuali setelah mendapat kebenaran daripada Jabatan Perangkaan Malaysia.

Pengguna yang mengeluarkan sebarang maklumat dari terbitan ini sama ada yang asal atau diolah semula hendaklah meletakkan kenyataan berikut:

“Sumber : Jabatan Perangkaan Malaysia”.

No part of this publication may be reproduced or distributed in any form or by any means or stored in data base without the prior written permission from Department of Statistics, Malaysia. Users reproducing content of this publication with or without adaptation should quote the following:

“Source : Department of Statistics, Malaysia.”

ISSN 0127 - 6778

KATA PENGANTAR

Perangkaan Getah Bulanan, Malaysia, Julai 2026 merupakan penerbitan bulanan yang memaparkan statistik pengeluaran, import, eksport, penggunaan domestik, stok, harga, bilangan pekerja, gaji & upah dan produktiviti bagi estet getah berdasarkan Banci Getah Bulanan yang dilaksanakan oleh Jabatan Perangkaan Malaysia. Statistik ini merupakan petunjuk penting untuk dijadikan sebagai input yang bermanfaat kepada penyelidik, agensi kerajaan dan pembuat dasar bagi merancang, memantau serta menilai prestasi industri getah di Malaysia.

Ringkasan penemuan serta jadual statistik yang terperinci turut dimuatkan dalam penerbitan ini manakala aspek teknikal seperti skop & liputan, konsep dan definisi dinyatakan dalam nota teknikal bagi membantu pengguna memahami statistik yang diterbitkan.

Jabatan merakamkan setinggi-tinggi penghargaan atas kerjasama yang diberikan oleh responden dan juga semua pihak yang telah terlibat dalam penyediaan penerbitan ini. Setiap maklum balas dan cadangan penambahbaikan penerbitan pada masa akan datang amat dihargai.

SITI ASIAH AHMAD
Ketua Perangkawan Malaysia
September 2026

PREFACE

Monthly Rubber Statistics, Malaysia, July 2026 is a monthly publication that shows statistics on production, imports, exports, domestic consumption, stocks, prices, number of employees, salaries & wages and productivity of rubber estates based on Monthly Rubber Census conducted by the Department of Statistics Malaysia. These statistics are important indicators as invaluable inputs to researches, government agencies and policy makers in planning, monitoring and evaluating the performance of rubber industry in Malaysia.

Summary of findings and detailed statistical tables are also included in this publication while the technical aspects on scope & coverage, concepts and definitions are stated in the technical notes to assists users to understand the published statistics.

The Department gratefully acknowledges the cooperation rendered by the respondents as well as all parties involved in the preparation of this publication. Every feedback and suggestion towards improving future publication is highly appreciated.

SITI ASIAH AHMAD
Chief Statistician Malaysia
September 2026

KANDUNGAN
CONTENTS

	Muka surat *Page*
Kata pengantar *Preface*	i
Senarai jadual statistik *List of statistical tables*	iv
Kalendar awalan keluaran 2026/2027 *Advance release calendar 2026/2027*	v
Infografik *Infographics*	viii
Pengeluaran getah asli mengikut negara pengeluar, 2022-2026 *Production of natural rubber by producing countries, 2022-2026*	xii
Perangkaan getah mengikut negara pengeluar, Julai 2026 *Rubber statistics by producing countries, July 2026*	xii
Perangkaan utama getah, Malaysia, Julai 2026 *Principal statistics of rubber, Malaysia, July 2026*	xvi
Pengeluaran, eksport, import, penggunaan domestik dan stok bulanan bagi getah asli 2022-2026 *Monthly production, exports, imports, domestic consumption and stocks of natural rubber 2022-2026*	xvi
Ringkasan penemuan *Summary of findings*	1
Jadual statistik *Statistical tables*	15
Nota teknikal *Technical notes*	37

SENARAI JADUAL STATISTIK
LIST OF STATISTICAL TABLES

Jadual *Tables*		**Muka surat** *Page*
1	**Penawaran dan permintaan getah asli** *Supply and demand of natural rubber*	15
2	**Pengeluaran getah asli mengikut hak milik** *Production of natural rubber by ownership*	16
3	**Eksport getah asli mengikut jenis terpilih** *Exports of natural rubber by selected type*	17
4	**Eksport getah asli mengikut negara yang dituju** *Exports of natural rubber by country of destination*	18
5	**Eksport Getah Mutu Malaysia (G.M.M.) mengikut gred** *Exports of Standard Malaysian Rubber (S.M.R.) by grade*	20
6	**Import getah asli mengikut jenis terpilih** *Imports of natural rubber by selected type*	21
7	**Import getah asli mengikut negara asal** *Imports of natural rubber by country of origin*	22
8	**Stok getah asli pada akhir bulan mengikut banci** *Stocks of natural rubber held at the end of the month by census*	23
9	**Pengeluaran dan stok lateks pekat** *Production and stocks of Concentrated Latex*	23
10	**Penggunaan domestik getah asli mengikut industri** *Domestic consumption of natural rubber by industry*	24
11	**Harga purata bulanan bagi getah asli** *Average monthly price of natural rubber*	25
12	**Guna tenaga dan gaji & upah dibayar mengikut kategori pekerja di estet getah** *Employment and salaries & wages paid in rubber estates by category of workers*	26
13	**Produktiviti pengeluaran dan penoreh bagi estet getah** *Productivity of production and tappers in rubber estates*	27
14	**Pengeluaran, keluasan ditoreh dan purata bilangan hari menoreh bagi estet getah mengikut negeri** *Production, tapped area and average number of tapping days in rubber estates by states*	28

KALENDAR AWALAN KELUARAN 2026/2027
ADVANCE RELEASE CALENDAR 2026/2027

Tarikh Keluaran
Release Date
- 13.01.2026

November *November* **2025**

Tarikh Keluaran
Release Date
- 12.02.2026

Disember *December* **2025**

Tarikh Keluaran
Release Date
- 12.03.2026

Januari *January* **2026**

Tarikh Keluaran
Release Date
- 13.04.2026

Februari *February* **2026**

Tarikh Keluaran
Release Date
- 13.05.2026

Mac *March* **2026**

Tarikh Keluaran
Release Date
- 11.06.2026

April *April* **2026**

Tarikh Keluaran
Release Date
- 13.07.2026

Mei *May* **2026**

Tarikh Keluaran
Release Date
- 13.08.2026

Jun *June* **2026**

Tarikh Keluaran
Release Date
- 10.09.2026

Julai *July* **2026**

Tarikh Keluaran
Release Date
- 12.10.2026

Ogos *August* **2026**

Tarikh Keluaran
Release Date
- 10.11.2026

September *September* **2026**

Tarikh Keluaran
Release Date
- 10.12.2026

Oktober *October* **2026**

Muka surat ini sengaja dibiarkan kosong
This page is deliberately left blank

INFOGRAFIK

INFOGRAPHICS

KEMENTERIAN EKONOMI
JABATAN PERANGKAAN MALAYSIA

PERANGKAAN GETAH BULANAN, JULAI 2026

PENGELUARAN GETAH ASLI

1.0% MoM

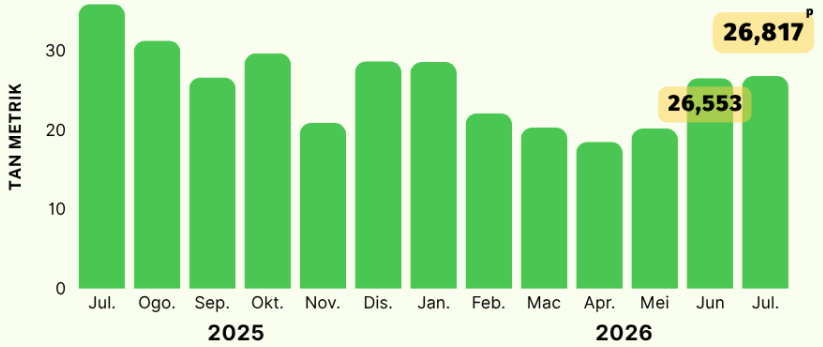

HARGA PURATA (sen/kg)

MoM 5.0%

Skrap
JUL. 2026: 753.23
JUN 2026: 792.76

MoM 1.5%

Lateks Pekat
JUL. 2026: 724.54
JUN 2026: 735.82

STOK

MoM 0.7%

JUL. 2026: 128,946p tan metrik
JUN 2026: 129,836 tan metrik

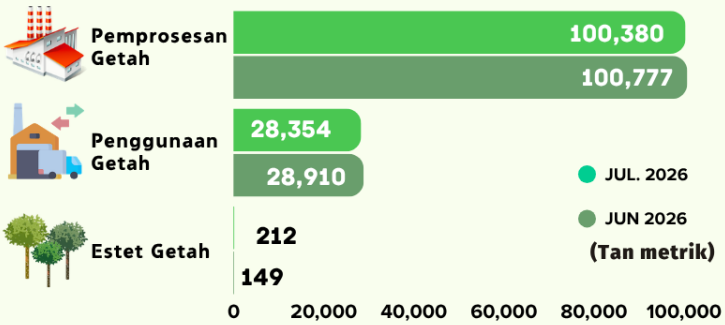

PENGGUNAAN DOMESTIK

MoM 4.0%

JUL. 2026: 19,150p tan metrik
JUN 2026: 19,948 tan metrik

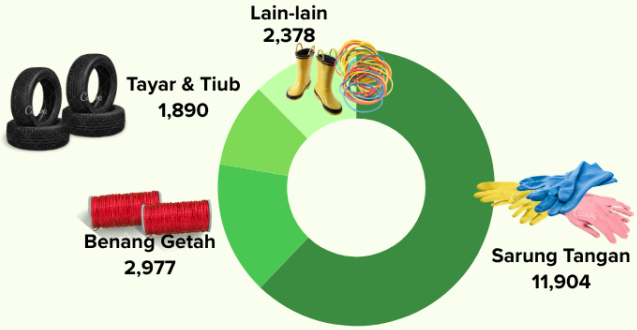

3 NEGARA TERATAS

EKSPORT

6.2% MoM

JUL. 2026: 41,241p tan metrik
JUN 2026: 38,821 tan metrik

IMPORT

19.5% MoM

JUL. 2026: 76,275p tan metrik
JUN 2026: 63,847 tan metrik

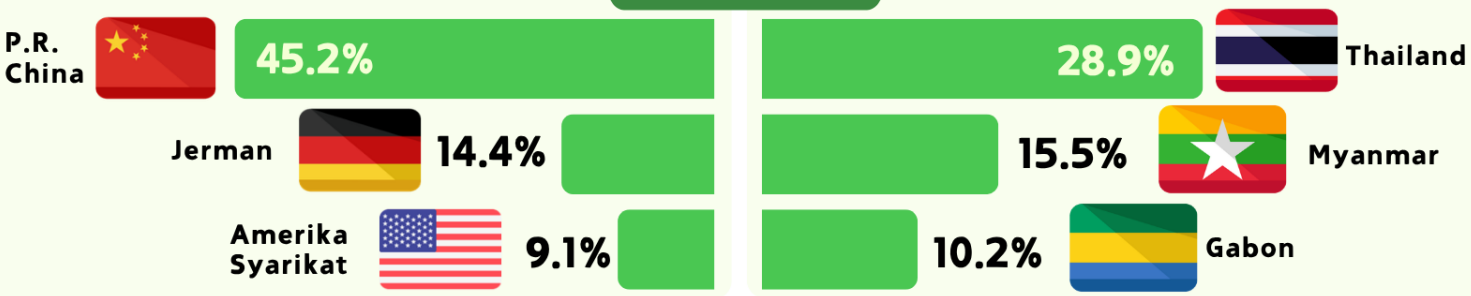

Nota : Peningkatan bulan ke bulan Penurunan bulan ke bulan P = Data awalan G.M.M. = Getah Mutu Malaysia

Sumber: Perangkaan Getah Bulanan Julai 2026, Jabatan Perangkaan Malaysia (DOSM)

@StatsMalaysia

MINISTRY OF ECONOMY
DEPARTMENT OF STATISTICS MALAYSIA

MONTHLY RUBBER STATISTICS, JULY 2026

PRODUCTION of NATURAL RUBBER

1.0% MoM

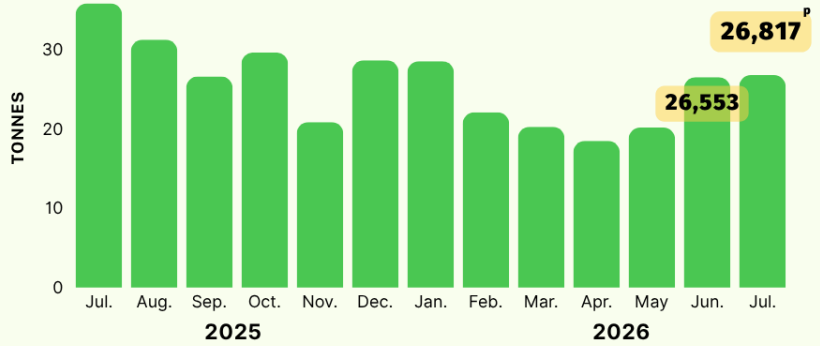

AVERAGE PRICE (sen/kg)

Scrap
MoM 5.0%
JUL. 2026: 753.23
JUN 2026: 792.76

Concentrated Latex
MoM 1.5%
JUL. 2026: 724.54
JUN 2026: 735.82

STOCKS

MoM 0.7%

JUL. 2026: 128,946 P tonnes
JUN 2026: 129,836 tonnes

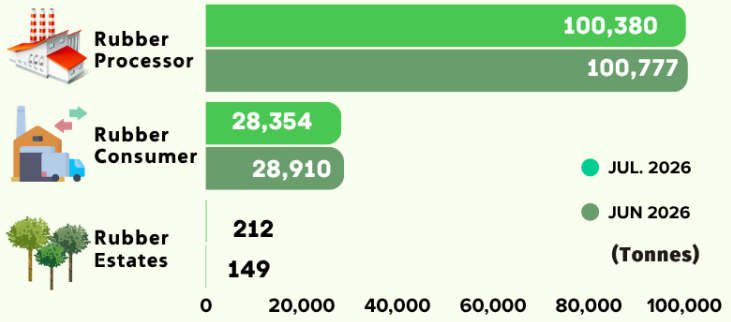

DOMESTIC CONSUMPTION

MoM 4.0%

JUL. 2026: 19,150 P tonnes
JUN 2026: 19,948 tonnes

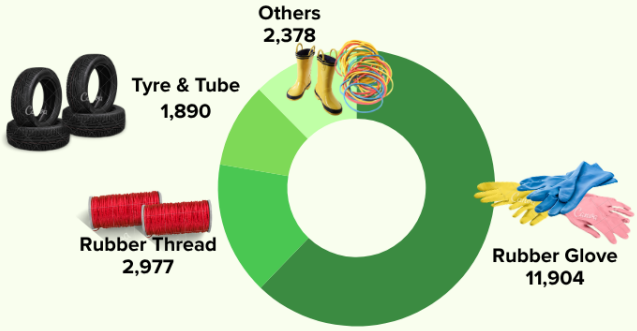

3 TOP COUNTRIES

EXPORTS

6.2% MoM

JUL. 2026: 41,241 P tonnes
JUN 2026: 38,821 tonnes

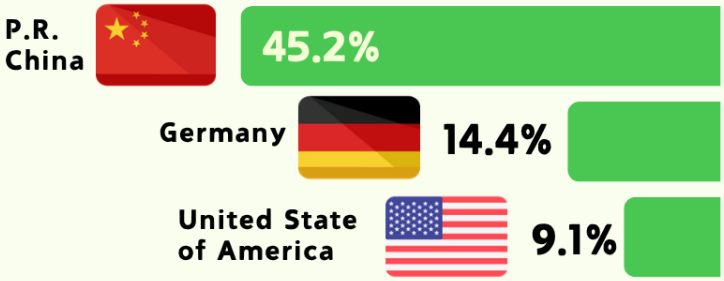

IMPORTS

19.5% MoM

JUL. 2026: 76,275 P tonnes
JUN 2026: 63,847 tonnes

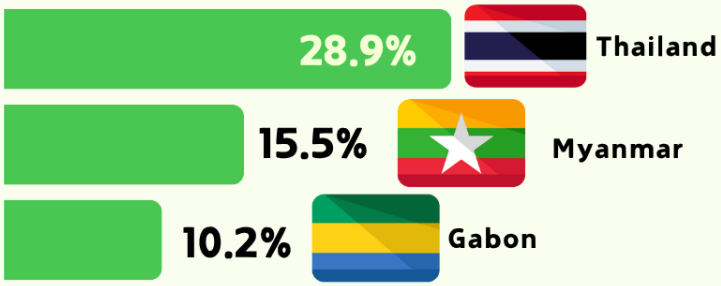

Note : Increase month on month Decrease month on month P = Preliminary S.M.R = Standard Malaysian Rubber

Source: Monthly Rubber Statistics July 2026, Department of Statistics Malaysia (DOSM)

@StatsMalaysia

NEGARA PENGELUAR GETAH ASLI

PRODUCING COUNTRIES OF NATURAL RUBBER

PENGELUARAN GETAH ASLI MENGIKUT NEGARA PENGELUAR*, 2022-2026
PRODUCTION OF NATURAL RUBBER BY PRODUCING COUNTRIES, 2022-2026*

('000 tan metrik/*tonnes*)

	2022	2023	2024	2025	2026 (Jan. - Julai/July)
Kemboja *Cambodia*	382.0^{e}	391.8^{e}	407.2^{e}	425.8^{e}	200.3^{e}
P.R.China	862.4^{e}	834.8^{e}	879.3^{e}	928.0^{e}	398.8^{e}
India	843.0^{e}	849.0^{e}	876.0^{e}	903.0^{e}	447.0^{e}
Filipina *Philippines*	207.9^{e}	207.9^{e}	175.6^{e}	196.1^{e}	93.0^{e}
Sri Lanka	70.9^{e}	64.4^{e}	69.2^{e}	65.9^{e}	38.1^{e}
Viet Nam	1,339.5^{e}	1,270.3^{e}	1,296.6^{e}	1,346.1^{e}	479.7^{e}
Indonesia	2,717.1^{e}	2,651.2^{e}	2,262.1^{e}	2,040.6^{e}	1,070.4^{e}
Malaysia	377.0	347.9	386.5	336.6	163.1^{p}
Thailand	4,785.8^{e}	4,707.4^{e}	4,789.1^{e}	4,764.6^{e}	2,355.1^{e}

Nota/*Notes*:
* *Association of Natural Rubber Producing Countries (ANRPC)*
^{p}: Awalan/ *Provisional*
^{e}: Anggaran / *Estimate*

Sumber: Kementerian Perladangan dan Komoditi
Source: Ministry of Plantation and Commodities

PERANGKAAN GETAH MENGIKUT NEGARA PENGELUAR*, JULAI 2026
RUBBER STATISTICS BY PRODUCING COUNTRIES, JULY 2026*

('000 tan metrik/*tonnes*)

Negara *Country*	Pengeluaran *Production*	Penggunaan *Consumption*	Eksport *Export*
Kemboja *Cambodia***	53.1^{e}	-	37.3^{e}
P.R.China**	107.4^{e}	603.1^{e}	10.1^{e}
India**	68.0^{e}	116.0^{e}	0.7^{e}
Indonesia**	167.0^{e}	43.0^{e}	121.7^{e}
Malaysia	26.8^{p}	19.2^{p}	41.2^{p}
Filipina *Philippines***	18.0^{e}	2.2^{e}	11.1^{e}
Sri Lanka**	6.0^{e}	7.2^{e}	0.6^{e}
Thailand**	468.3^{e}	102.0^{e}	313.0^{e}
Viet Nam**	95.0^{e}	35.0^{e}	125.0^{e}

Nota/*Notes*:
* *Association of Natural Rubber Producing Countries (ANRPC)*
** Data bulan Julai 2026 / *Data for July 2026*
^{p}: Awalan / *Provisional*
^{e}: Anggaran / *Estimate*

Sumber: Kementerian Perladangan dan Komoditi
Source: Ministry of Plantation and Commodities

Muka surat ini sengaja dibiarkan kosong
This page is deliberately left blank

PERANGKAAN UTAMA GETAH

PRINCIPAL STATISTICS OF RUBBER

PERANGKAAN UTAMA GETAH, MALAYSIA, JULAI 2026
PRINCIPAL STATISTICS OF RUBBER, MALAYSIA, JULY 2026

Perangkaan Utama ***Principal Statistics***	**Julai** ***July*** **2025**	**Jun** ***June*** **2026**	**Julai** ***July*** **2026**	**Perubahan bulan ke bulan Julai 2026/Jun 2026** ***Change month-on-month July 2026/June 2026 (%)***	**Perubahan tahun ke tahun Julai 2026/Julai 2025** ***Change year-on-year July 2026/July 2025 (%)***
Pengeluaran / *Production* (tan metrik / *tonnes*)	35,884	26,553	26,817	▲ 1.0	▼ -25.3
Eksport / *Exports* (tan metrik / *tonnes*)	37,198	38,821	41,241	▲ 6.2	▲ 10.9
Import / *Imports* (tan metrik / *tonnes*)	55,682	63,847	76,275	▲ 19.5	▲ 37.0
Penggunaan domestik *Domestic consumption* (tan metrik / *tonnes*)	22,472	19,948	19,150	▼ -4.0	▼ -14.8
Stok akhir / *Closing stocks* (tan metrik / *tonnes*)	171,153	129,836	128,946	▼ -0.7	▼ -24.7
Bil. pekerja bergaji (estet) *Number of paid workers* (*estate*)	7,511	6,199	6,304	▲ 1.7	▼ -16.1
Gaji & upah (RM'000) (estet) *Salaries & wages* (RM'000) (*estate*)	16,210	12,350	13,089	▲ 6.0	▼ -19.3

PENGELUARAN, EKSPORT, IMPORT, PENGGUNAAN DOMESTIK DAN STOK BULANAN BAGI GETAH ASLI 2022-2026
MONTHLY PRODUCTION, EXPORTS, IMPORTS, DOMESTIC CONSUMPTION AND STOCK OF NATURAL RUBBER 2022-2026

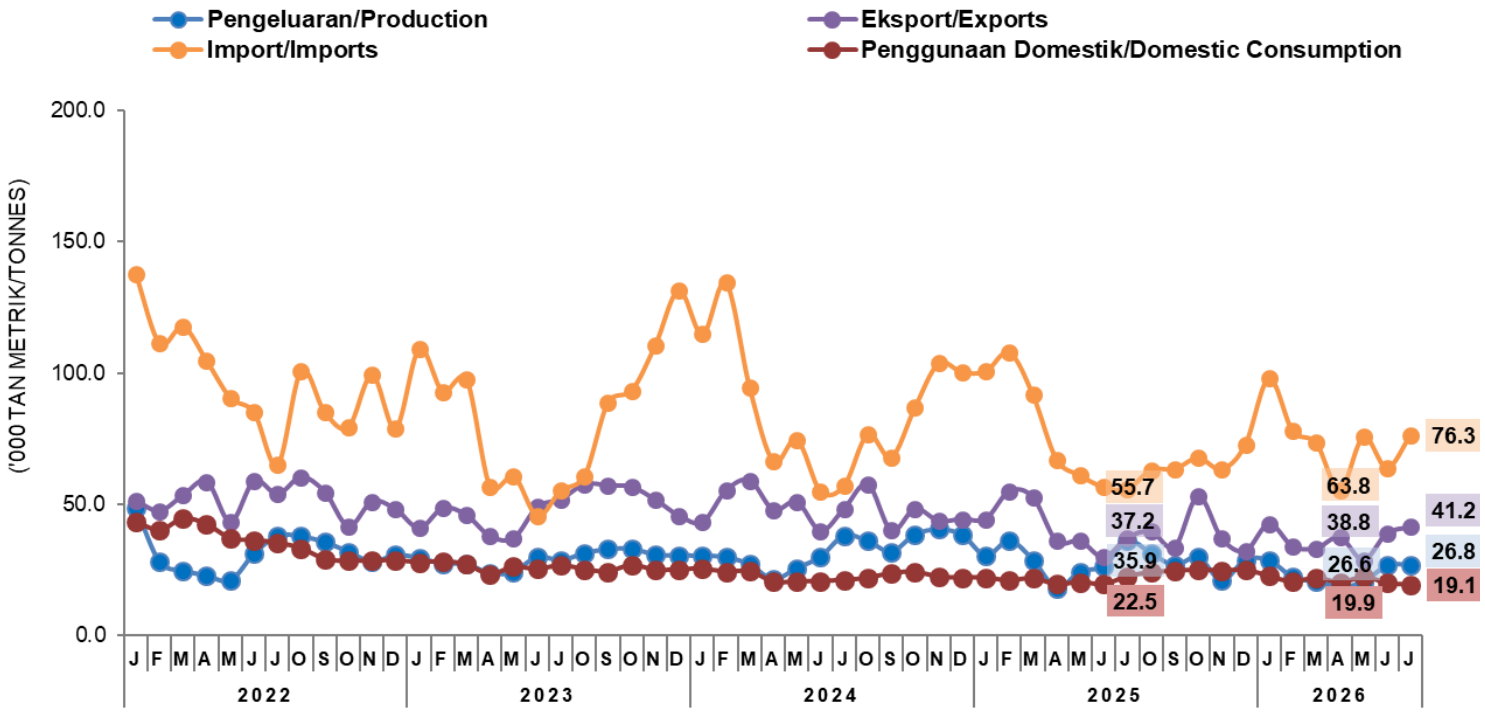

Muka surat ini sengaja dibiarkan kosong
This page is deliberately left blank

RINGKASAN PENEMUAN

SUMMARY OF FINDINGS

PERANGKAAN GETAH BULANAN MALAYSIA, JULAI 2026#

1. PENGELUARAN

Pengeluaran getah asli Malaysia pada Julai 2026 berjumlah 26,817 tan metrik, menurun sebanyak 25.3 peratus berbanding 35,884 tan metrik pada Julai 2025 serta menunjukkan peningkatan sebanyak 1.0 peratus dari bulan sebelumnya. Sektor kebun kecil merupakan penyumbang utama pengeluaran getah asli iaitu 87.6 peratus. Pengeluaran sektor kebun kecil menurun sebanyak 24.5 peratus, manakala pengeluaran sektor estet turut menurun sebanyak 30.1 peratus berbanding Julai 2025

Carta 1: Pengeluaran getah bulanan di estet dan kebun kecil

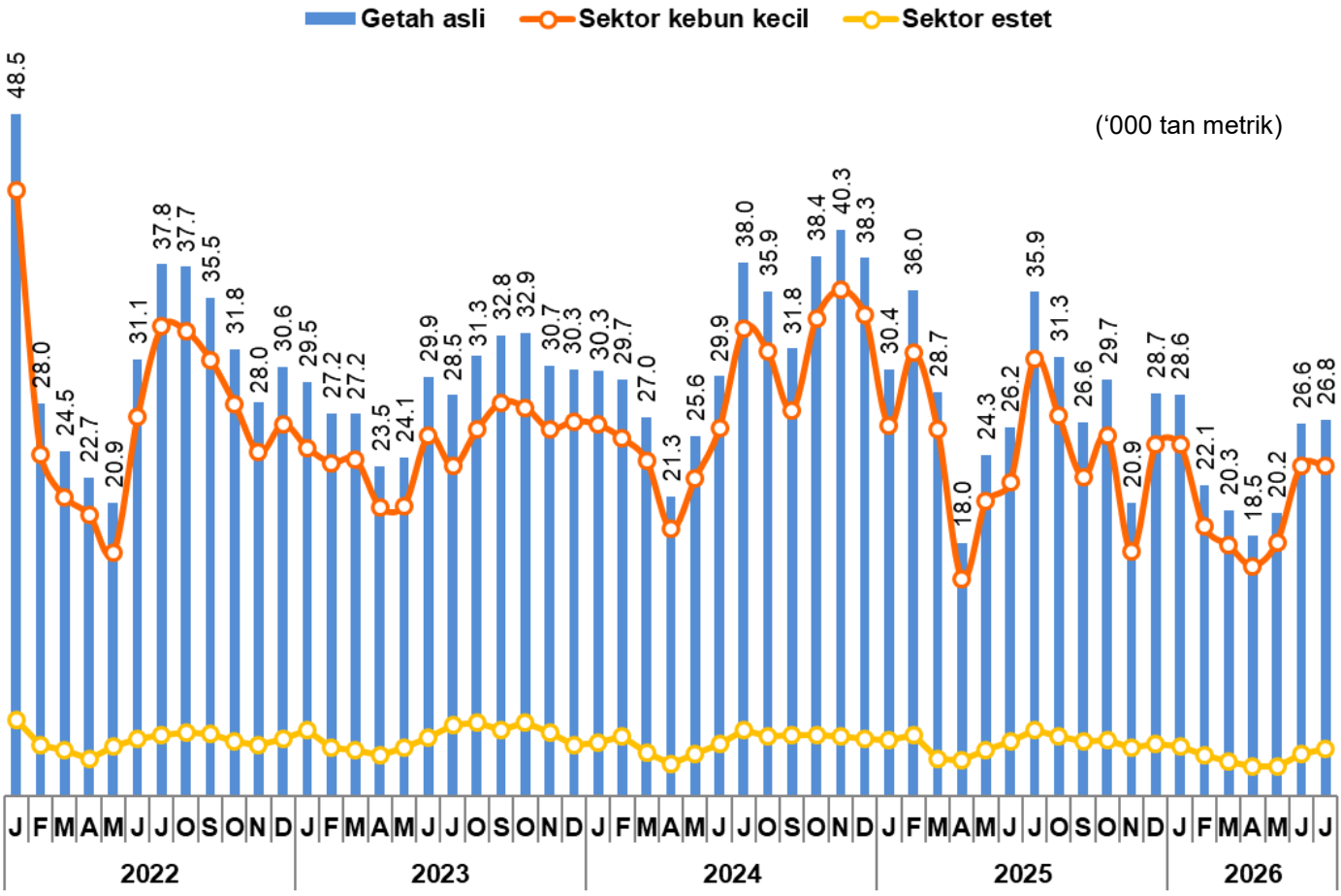

Nota #:

1. Laporan ini boleh diperoleh daripada portal Jabatan Perangkaan Malaysia (https://www.dosm.gov.my) di bawah ruangan: **Siaran Terkini**.
2. Data bagi bulan Julai 2026 merupakan data **awalan**. Data ini akan dikemas kini berdasarkan data terkini yang diperoleh dan akan diterbitkan dalam penerbitan Ogos 2026.

2. EKSPORT

Eksport getah asli pada Julai 2026 adalah 41,241 tan metrik, meningkat 10.9 peratus dari 37,198 tan metrik pada bulan yang sama tahun sebelumnya dan menunjukkan peningkatan 6.2 peratus berbanding 38,821 tan metrik pada Jun 2026. Getah Mutu Malaysia (G.M.M.) menyumbang 96.1 peratus daripada jumlah eksport getah asli di mana G.M.M. 20 merupakan eksport tertinggi iaitu 24,099 tan metrik (60.4%) seperti di Carta 2.

Carta 2: Eksport Getah Mutu Malaysia (G.M.M) mengikut gred, Julai 2026

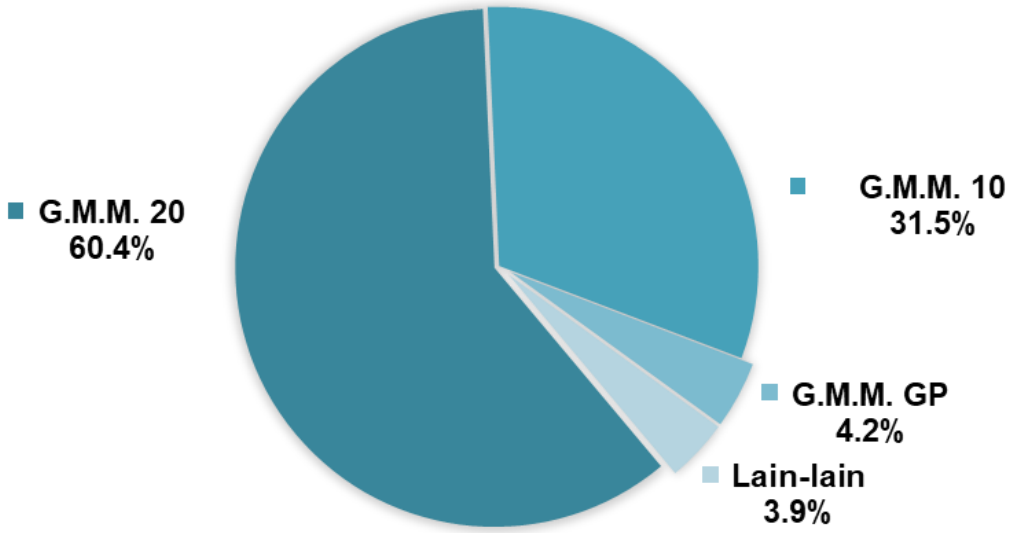

Carta 3: Destinasi utama eksport getah asli, Julai 2026

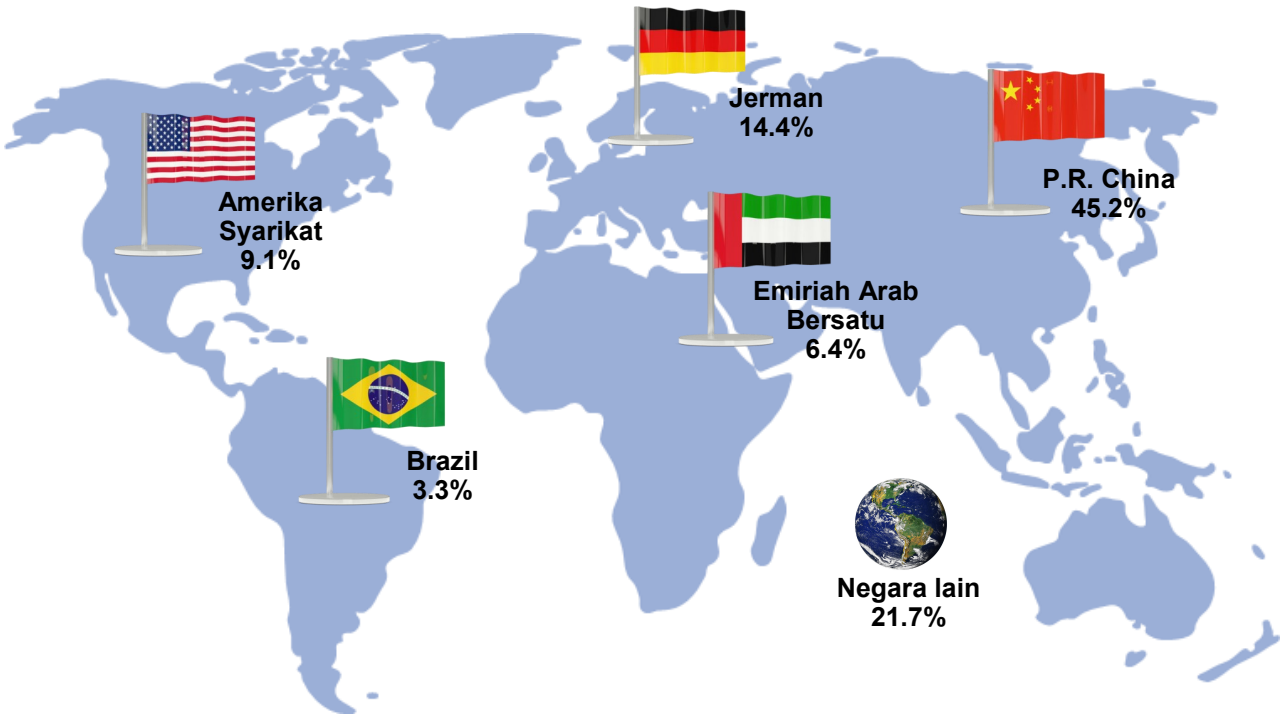

3. IMPORT

Import getah asli pada Julai 2026 adalah 76,275 tan metrik berbanding 55,682 tan metrik pada Julai 2025, meningkat sebanyak 37.0 peratus. Perbandingan bulan ke bulan menunjukkan peningkatan sebanyak 19.5 peratus. Jenis getah asli utama yang diimport adalah Sekerap (32,047 tan metrik) dan Lateks Pekat (18,841 tan metrik). Getah asli diimport terutamanya dari Thailand berjumlah 22,061 tan metrik.

Carta 4: Import getah asli mengikut jenis, Julai 2026

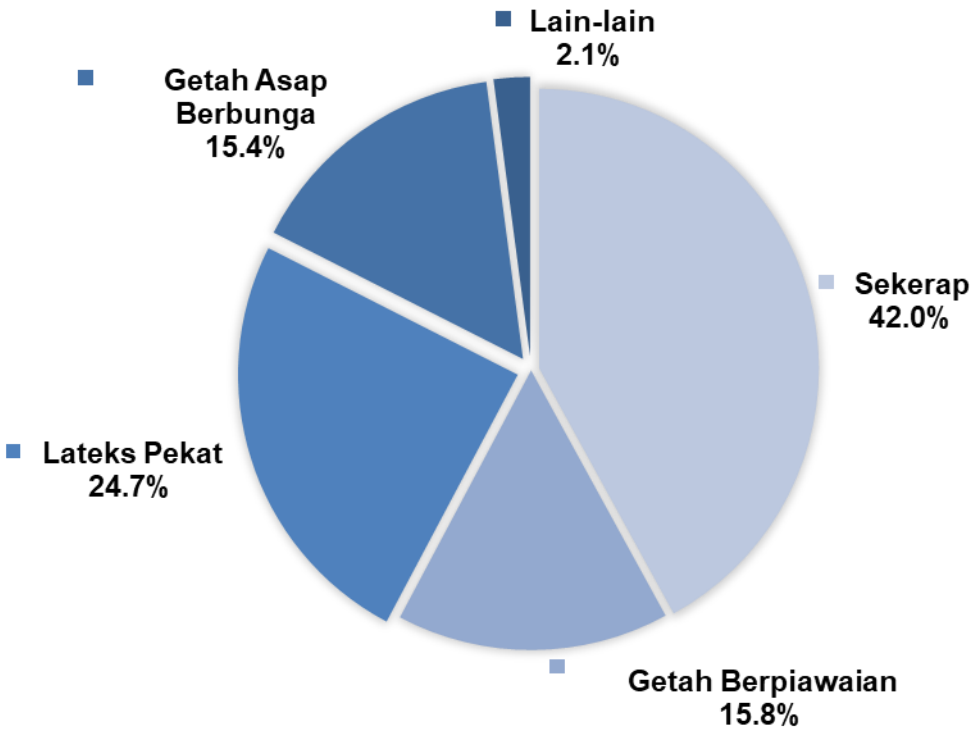

Carta 5: Import getah asli dari negara utama, Julai 2026

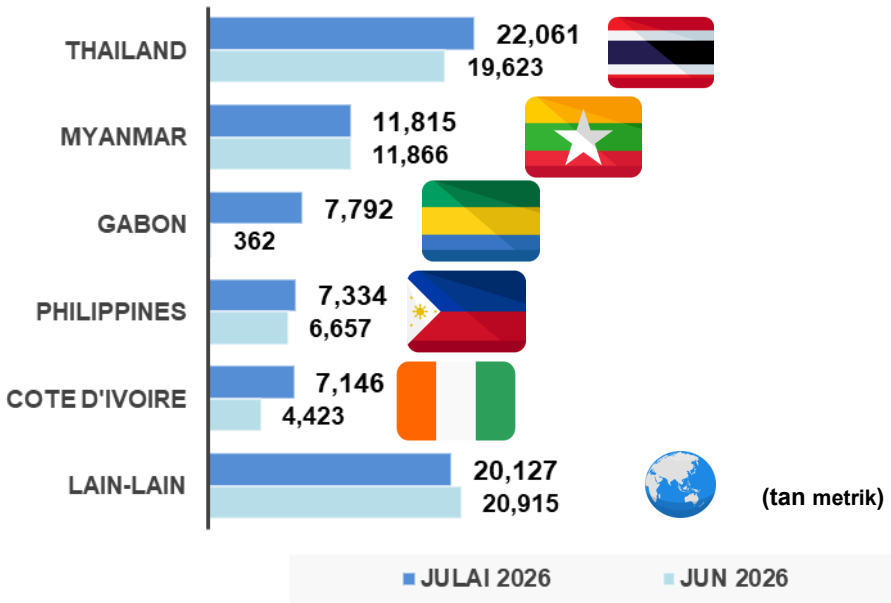

4. PENGGUNAAN DOMESTIK

Penggunaan domestik getah asli pada Julai 2026 ialah 19,150 tan metrik, menurun 14.8 peratus berbanding 22,472 tan metrik pada Julai 2025. Perbandingan bulan ke bulan pula menunjukkan penurunan 4.0 peratus berbanding 19,948 tan metrik pada bulan sebelumnya. Industri sarung tangan getah merupakan industri utama bagi penggunaan getah asli iaitu 11,904 tan metrik (62.2%).

Carta 6: Penggunaan domestik getah asli mengikut produk, Julai 2026

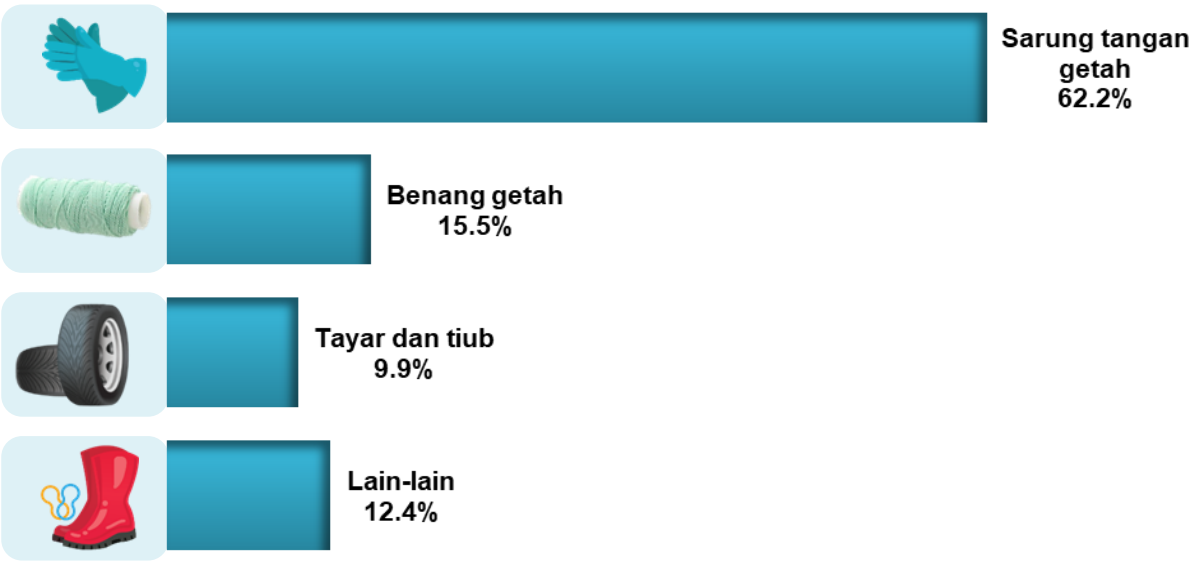

5. STOK

Stok getah asli menurun 24.7 peratus pada Julai 2026 kepada 128,946 tan metrik berbanding 171,153 tan metrik yang dicatatkan pada Julai 2025. Perbandingan bulan ke bulan pula menunjukkan stok penurunan 0.7 peratus.

Carta 7: Stok getah asli pada akhir bulan Julai 2026

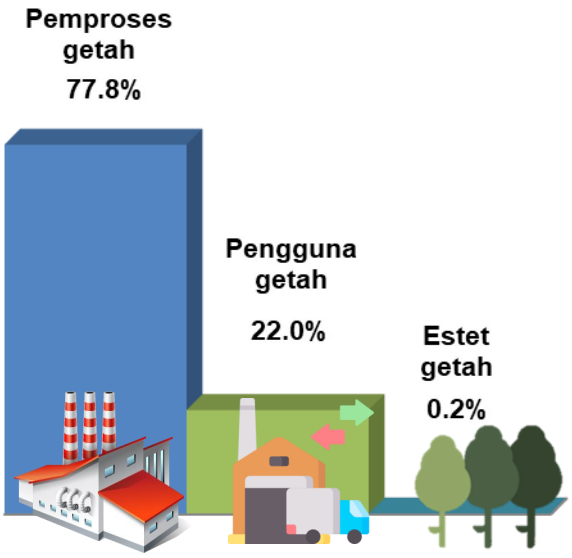

6. HARGA PURATA BULANAN SEKILOGRAM (Sebut Harga Pada Waktu Tengah Hari - "F.O.B.")

Harga purata bulanan G.M.M. 20 pada Julai 2026 adalah 887.72 sen sekilogram, meningkat 22.7 peratus berbanding 723.57 sen sekilogram pada Julai 2025 dan menunjukkan peningkatan 1.6 peratus berbanding 873.42 sen sekilogram pada bulan sebelumnya. Harga purata bulanan bagi Lateks Pekat pada Julai 2026 adalah 724.54 sen sekilogram, meningkat 26.8 peratus dari 571.30 sen sekilogram pada bulan yang sama tahun lalu dan mencatatkan penurunan 1.5 peratus berbanding 735.82 sen sekilogram pada Jun 2026.

Carta 8: Harga purata bulanan (sebut harga pada waktu tengah hari "F.O.B") bagi G.M.M. 20 dan Lateks Pekat

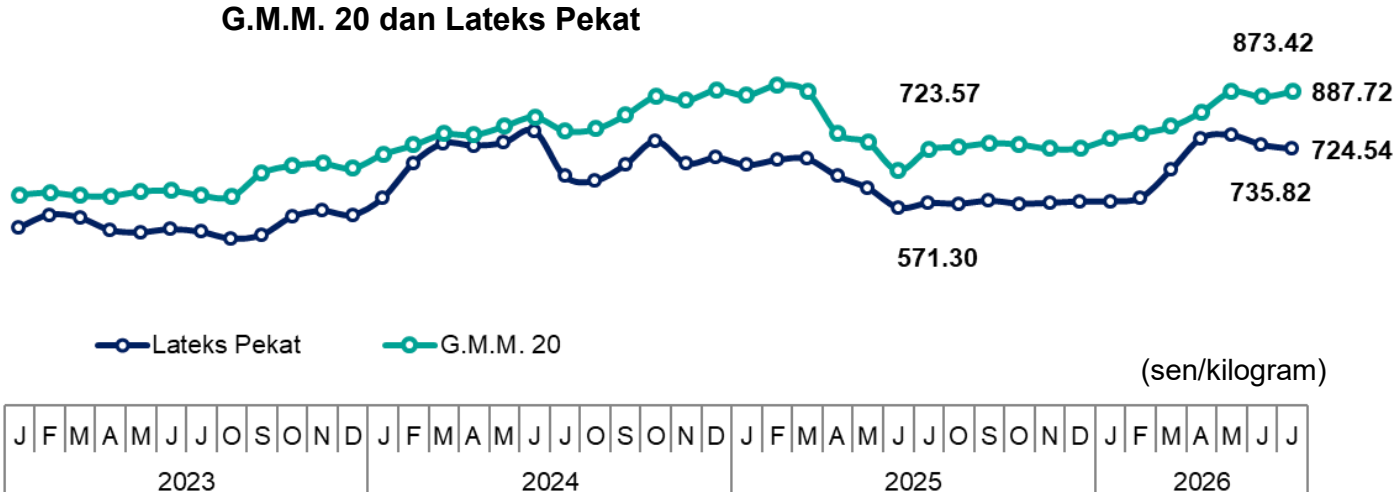

7. GUNA TENAGA DI ESTET

Seramai 6,304 pekerja bergaji direkodkan pada akhir Julai 2026 dengan penurunan sebanyak 16.1 peratus dari Julai 2025 dan menunjukkan peningkatan 1.7 peratus (6,199 pekerja bergaji) berbanding bulan sebelumnya. Gaji & upah menurun 19.3 peratus kepada RM13.1 juta dari RM16.2 juta pada Julai 2025, manakala perbandingan bulan ke bulan pula menunjukkan trend meningkat 6.0 peratus.

Carta 9: Bilangan pekerja dan jumlah gaji & upah, Julai 2026

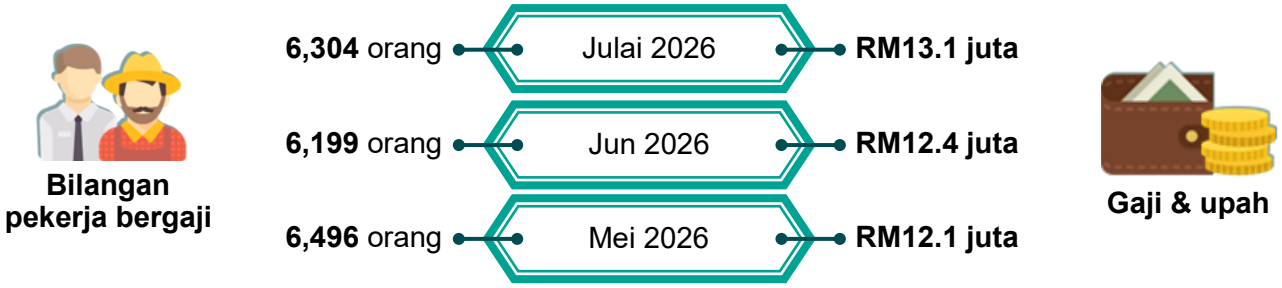

8. PRODUKTIVITI DI ESTET

Produktiviti pengeluaran getah asli di estet adalah 64.1 kilogram sehektar pada Julai 2026, penurunan sebanyak 22.6 peratus berbanding Julai 2025. Perbandingan bulan ke bulan pula menunjukkan produktiviti meningkat sebanyak 10.1 peratus dari 58.2 kilogram sehektar.

Carta 10: Produktiviti hasil ditoreh bulanan dan produktiviti penoreh sehari

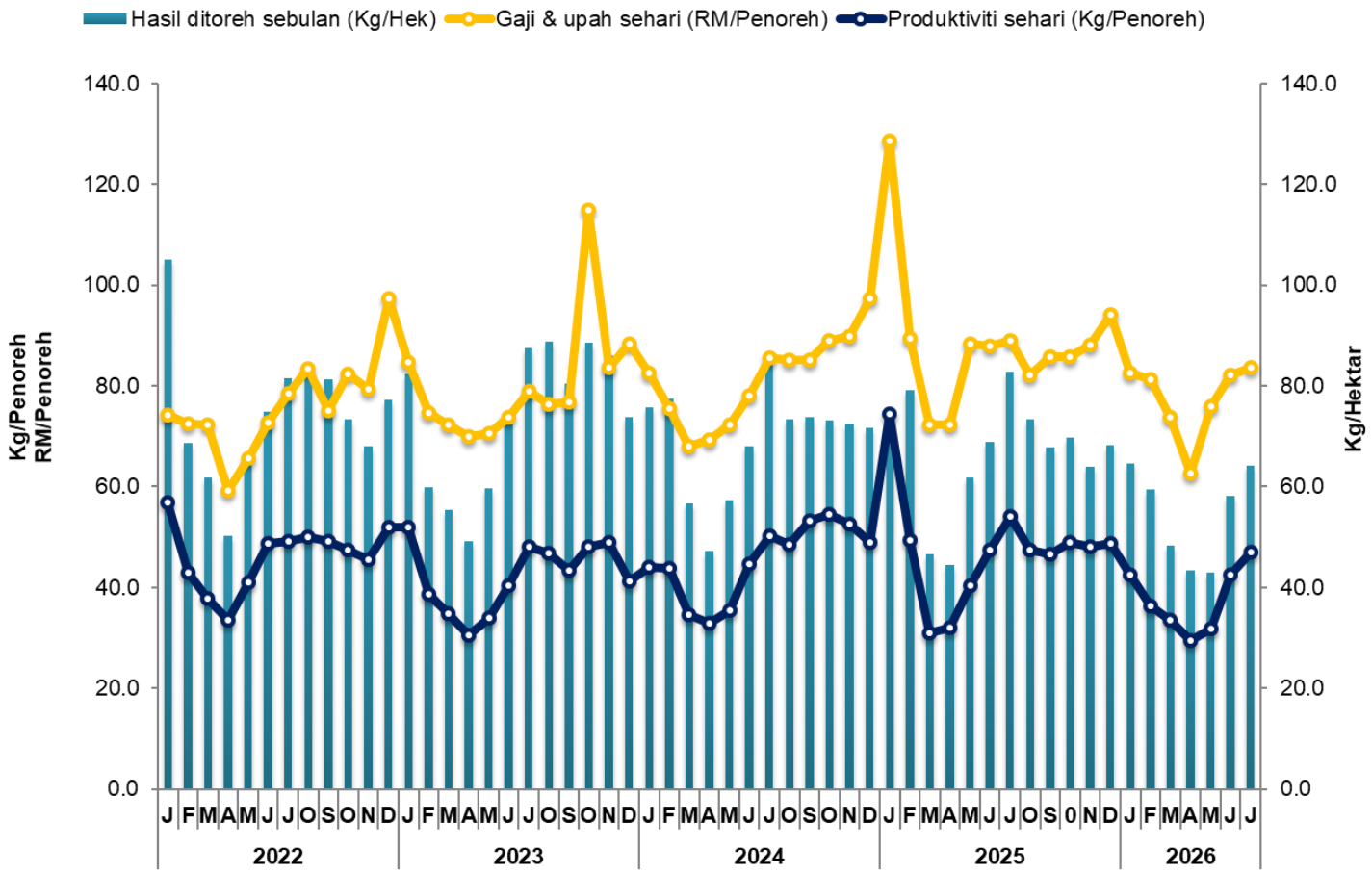

1. PRODUCTION

Malaysia's natural rubber production in July 2026 amounted to 26,817 tonnes, a decrease of 25.3 per cent as compared to 35,884 tonnes in July 2025 and showed an increase of 1.0 per cent from last month. Smallholdings sector was the main contributor to the natural rubber production of 87.6 per cent. Production of smallholdings decreased by 24.5 per cent while estate sector showed a decrease of 30.1 per cent as compared to July 2025

Chart 1: Monthly rubber production in the estates and smallholdings

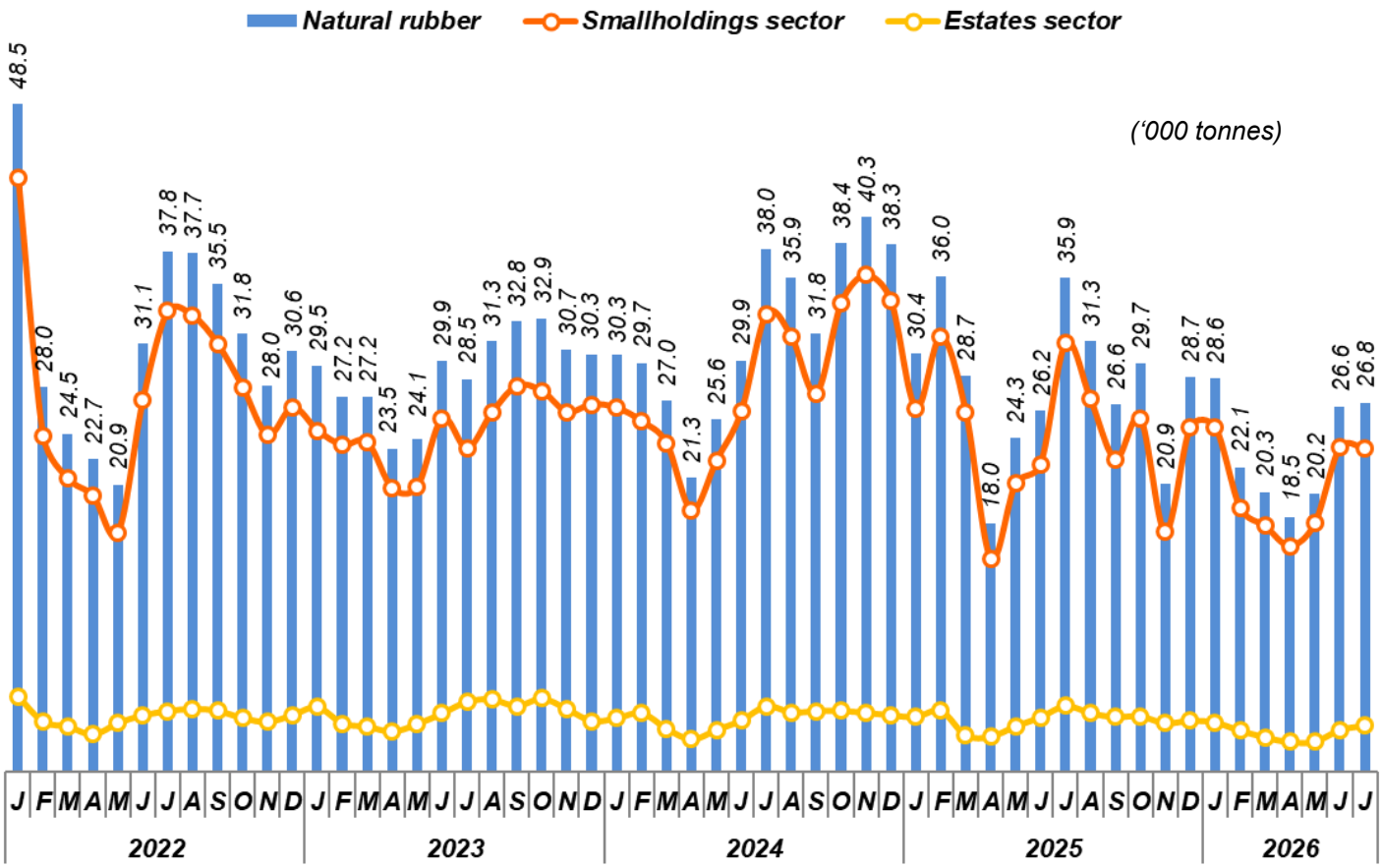

Notes #:

1. *This report can be accessed through the portal of the Department of Statistics, Malaysia (https://www.dosm.gov.my) under the section:* ***Latest Releases****.*
2. *Data for July 2026 is* ***provisional****. The data will be updated based on the latest available figures and subsequently published in the August 2026 publication.*

2. EXPORTS

Exports of natural rubber in July 2026 were 41,241 tonnes, increased by 10.9 per cent from 37,198 tonnes in the same month last year and showed an increase of 6.2 per cent as compared to 38,821 tonnes in June 2026. Standard Malaysian Rubber (S.M.R.) contributed 96.1 per cent of the total natural rubber exports where S.M.R. 20 was the highest exports of 24,099 tonnes (60.4%) as shown in Chart 2.

Chart 2: Exports of Standard Malaysian Rubber (S.M.R.) by grade, July 2026

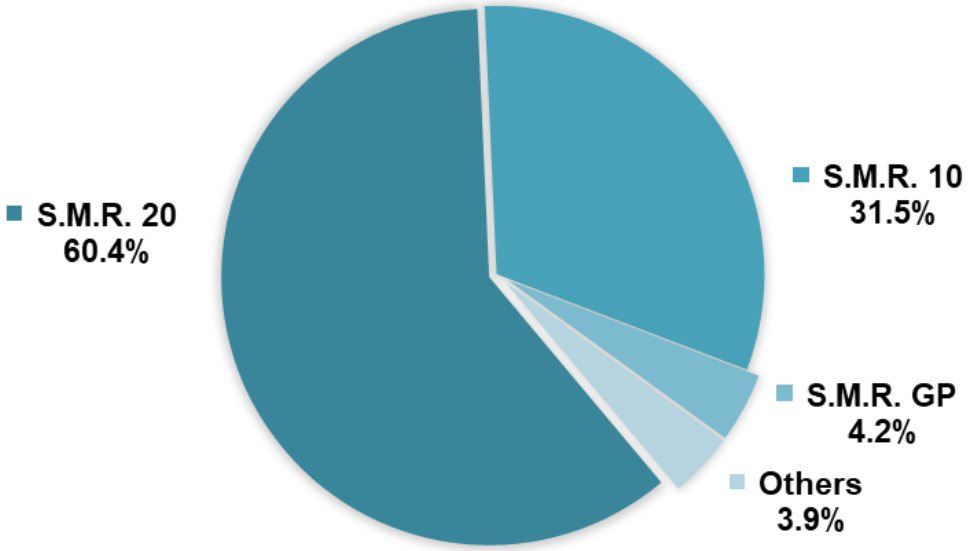

Chart 3: Main destinations of natural rubber exports, July 2026

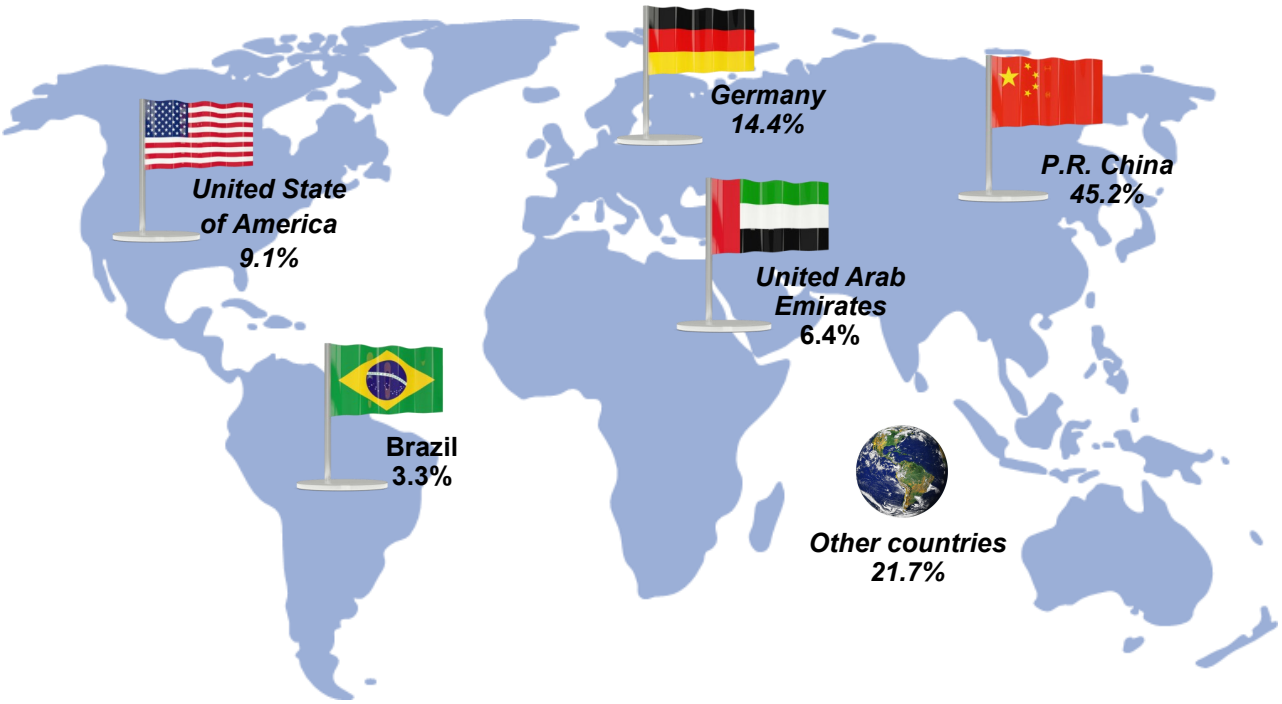

3. IMPORTS

Imports of natural rubber in July 2026 were 76,275 tonnes as compared to 55,682 tonnes in July 2025, increased by 37.0 per cent. Month-on-month comparison showed an increase of 19.5 per cent. The main types of imported natural rubber were Scrap (32,047 tonnes) and Latex Concentrate (18,841 tonnes). Natural rubber mainly imported from Thailand amounted to 22,061 tonnes.

Chart 4: Imports of natural rubber by types, July 2026

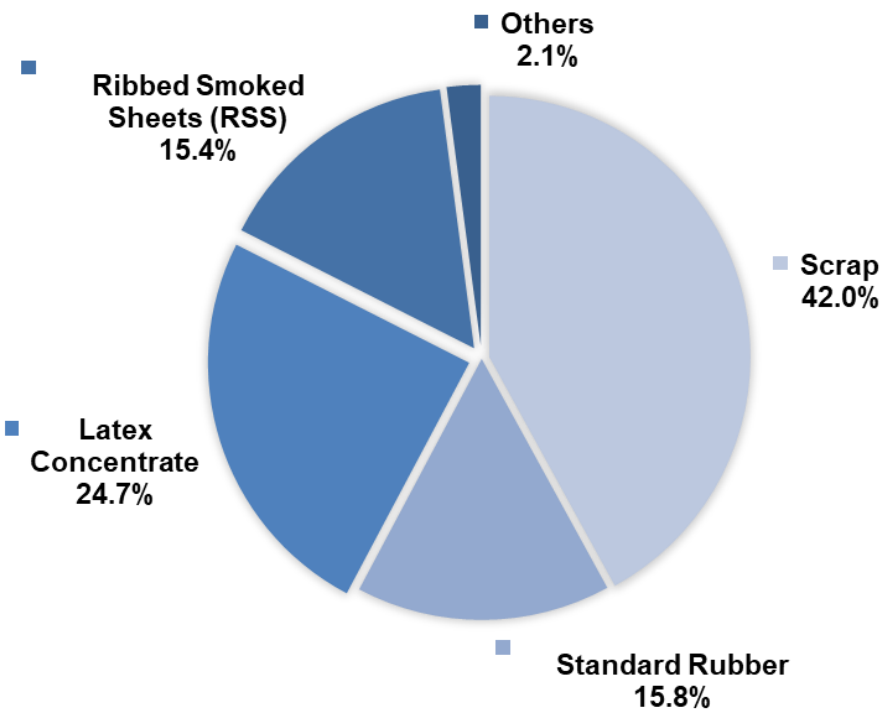

Chart 5: Imports of natural rubber from major countries, July 2026

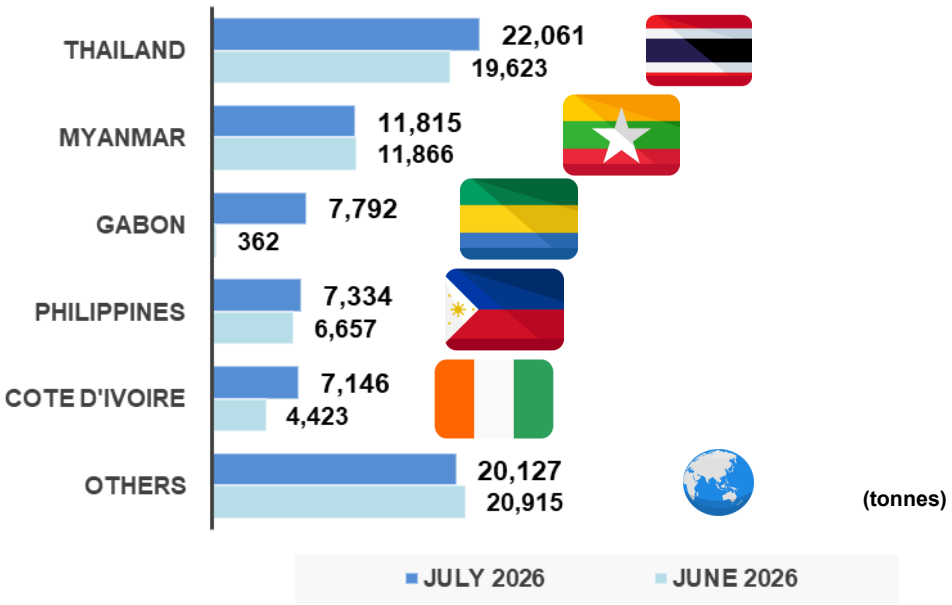

4. DOMESTIC CONSUMPTION

Domestic consumption of natural rubber in July 2026 was 19,150 tonnes, decreased by 14.8 per cent compared to 22,472 tonnes in July 2025. Month-on-month comparison showed a decrease of 4.0 per cent from 19,948 tonnes in the last month. Rubber glove industry was the main industry for the use of natural rubber at 11,904 tonnes (62.2%).

Chart 6: Domestic consumption of natural rubber by product, July 2026

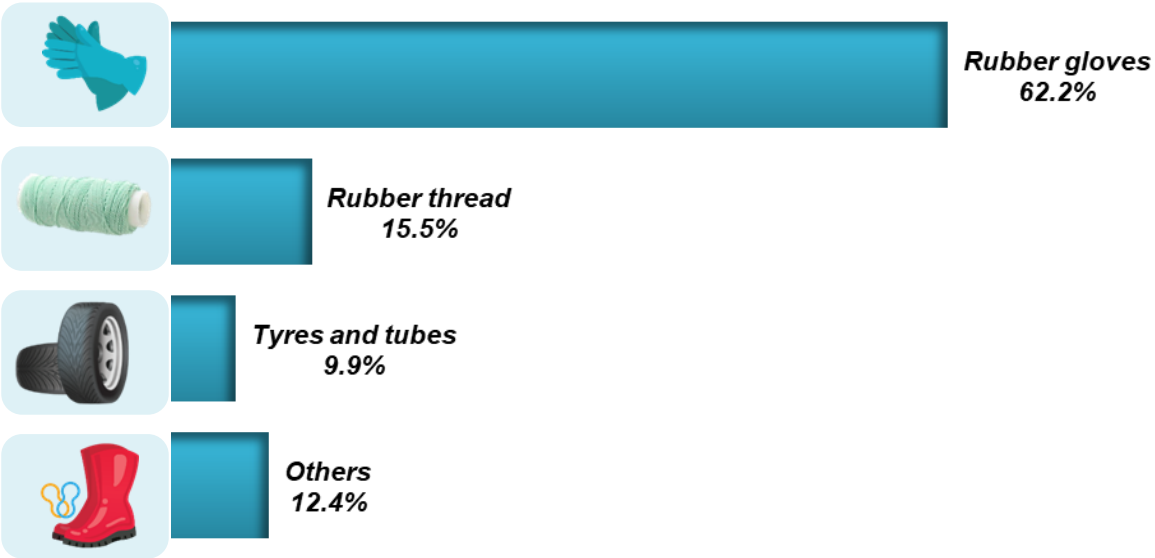

5. STOCKS

Stocks of natural rubber decreased by 24.7 per cent at the end of July 2026 to 128,946 tonnes against 171,153 tonnes as recorded in July 2025. Month-on-month comparison showed a decrease of 0.7 per cent.

Chart 7: Stocks of natural rubber at the end of July 2026

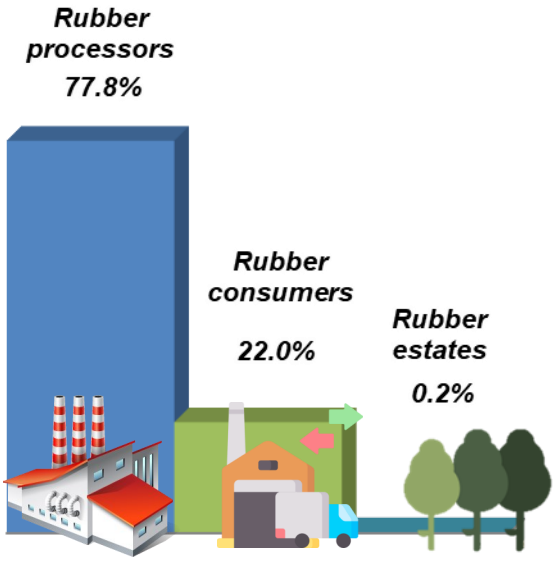

6. *AVERAGE MONTHLY PRICE PER KILOGRAM (Noon Quotations - F.O.B.)*

Average monthly price of S.M.R. 20 in July 2026 was 887.72 sen per kilogram, increased 22.7 per cent against 723.57 sen per kilogram in July 2025 and also showed an increase of 1.6 per cent from 873.42 sen per kilogram a month before. The average monthly price of Latex Concentrate in July 2026 was 724.54 sen per kilogram, increased by 26.8 per cent from 571.30 sen per kilogram in the same month last year and showed a decrease of 1.5 per cent as compared to 735.82 sen per kilogram in June 2026.

Chart 8: Average monthly price (noon quotations - F.O.B.) of S.M.R. 20 and Latex Concentrate

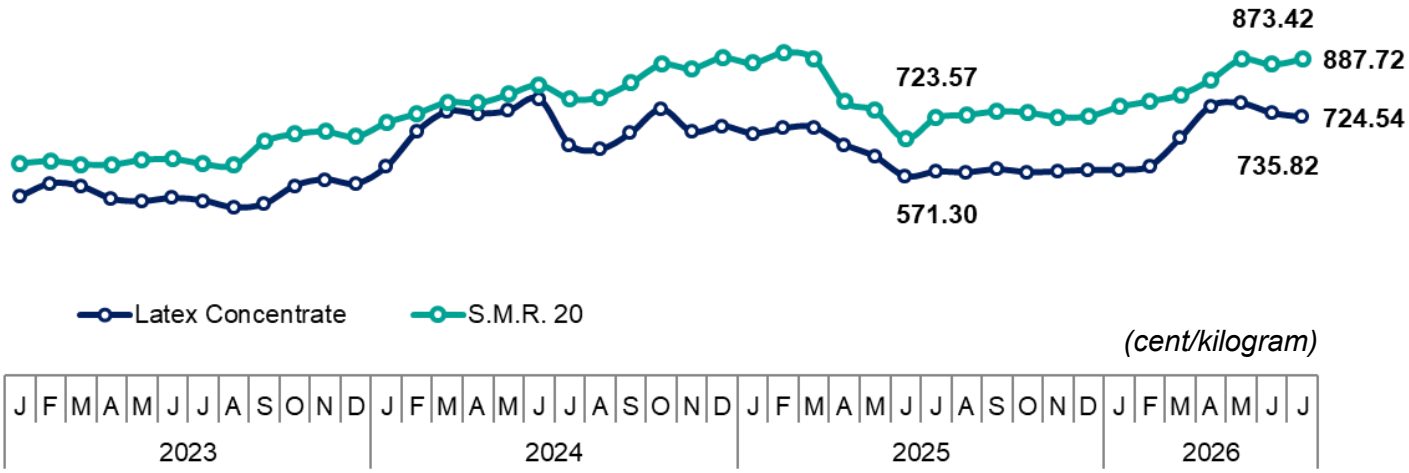

7. *EMPLOYMENT IN ESTATES*

A total of 6,304 paid employees were recorded at the end of July 2026 with a decrease of 16.1 per cent from July 2025 and showed an increase of 1.7 per cent (6,199 paid employees) in the previous month. The salaries & wages decreased by 19.3 per cent to RM13.1 million against RM16.2 million in July 2025 and month-on-month comparison showed an increase of 6.0 per cent.

Chart 9: Number of paid employees and salaries & wages, July 2026

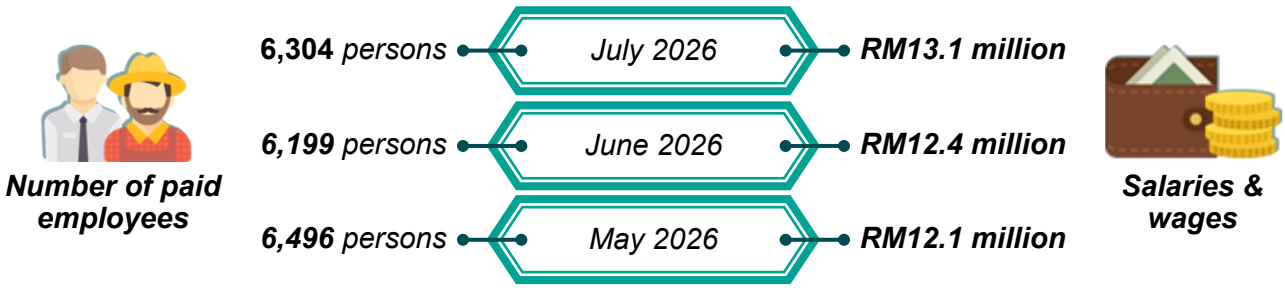

8. PRODUCTIVITY OF ESTATES

Productivity of natural rubber production in the estates was 64.1 kilogram per hectare in July 2026, decreased by 22.6 per cent as compared to July 2025. Month-on-month comparison showed the productivity increased by 10.1 per cent from 58.2 kilogram per hectare.

Chart 10: Monthly productivity of yield tapped and daily productivity of tappers

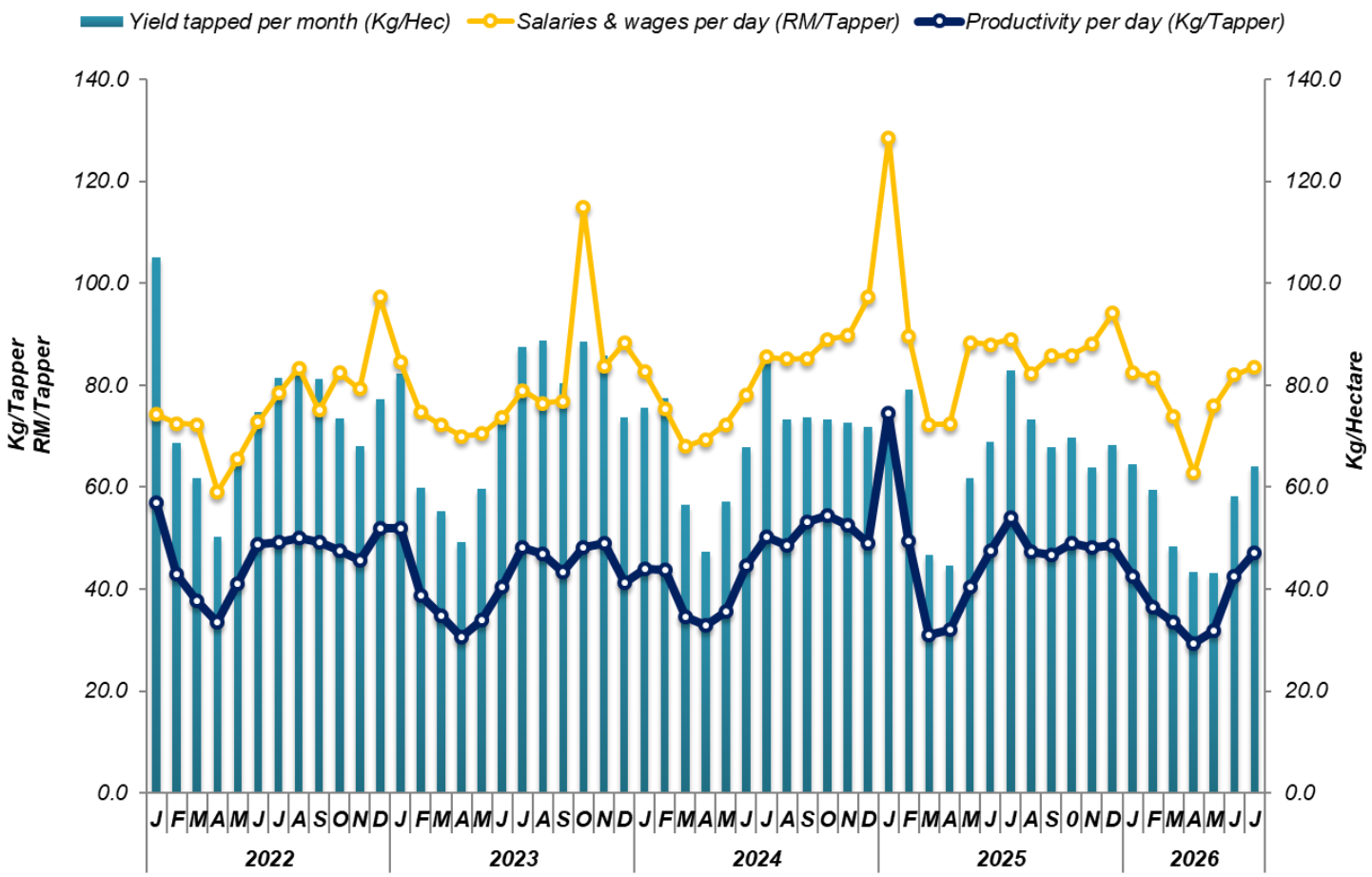

JADUAL STATISTIK

STATISTICAL TABLES

JADUAL 1 : PENAWARAN DAN PERMINTAAN GETAH ASLI

Table 1 : Supply and Demand of Natural Rubber

Tan metrik K.G.K.
Tonnes D.R.C.

Tempoh *Period*		**Penawaran** *Supply*						**Permintaan** *Demand*			
		Stok pada awal tempoh *Stocks at the beginning of period*	**Import *** *Imports*	**Pengeluaran** *Production*			**Jumlah Penawaran** *Total Supply*	**Eksport *** *Exports*	**Penggunaan Domestik** *Domestic Consumption*	**Stok pada akhir tempoh** *Stocks at the end of period*	**Jumlah Permintaan** *Total Demand*
				Estet *Estates*	**Kebun Kecil**** *Smallholdings*	**Jumlah Pengeluaran** *Total Production*					
2025		167,801	870,170	44,755	291,921	336,676	1,374,647	485,429	269,006	121,686	876,122
2024		191,304	1,031,725	46,319	340,193	386,512	1,609,541	577,213	270,514	167,801	1,015,529
2023		201,360	1,002,934	50,381	297,474	347,856	1,552,149	578,683	310,398	191,304	1,080,385
2022		285,245	1,164,883	47,387	329,660	377,047	1,827,174	621,324	426,594	201,360	1,249,278
2026	**Jan. - Jul.** [p]	121,686	520,272	19,563	143,533	163,096	805,055	255,584	146,131	128,946	530,662
2025	**Jan. - Jul.**	167,801	540,224	25,423	174,074	199,497	907,523	290,471	146,030	171,153	607,655
2026	**Jul.** [p]	129,836	76,275	3,319	23,498	26,817	232,927	41,241	19,150	128,946	189,337
	Jun	123,149	63,847	3,005	23,548	26,553	213,549	38,821	19,948	129,836	188,605
	Mei	130,846	75,592	2,149	18,049	20,198	226,637	28,742	22,160	123,149	174,051
2025	**Jul.**	168,448	55,682	4,745	31,138	35,884	260,013	37,198	22,472	171,153	230,824
	Jun	185,324	56,398	3,925	22,324	26,249	267,970	29,719	19,386	168,448	217,553
	Mei	203,708	60,869	3,282	20,974	24,256	288,833	35,939	20,251	185,324	241,514

Nota/*Notes* **:** [p] **Awalan /** *Provisional* [r] **Pindaan** */ Revised*

K.G.K */D.R.C* **- Kandungan Getah Kering/***Dry Rubber Content*

*** Import dan Eksport - data hanya meliputi kod getah asli di bawah HS4001.10.000 hingga HS4001.29.999**
Imports and Exports -the data only covers natural rubber codes under HS4001.10.000 to HS4001.29.999

**** Termasuk kebun kecil Lembaga Kemajuan Tanah Persekutuan (FELDA)**
Includes Federal Land Development Authority (FELDA) smallholdings

JADUAL 2 : PENGELUARAN GETAH ASLI MENGIKUT HAK MILIK

Table 2 : Production of Natural Rubber by Ownership

Tan metrik K.G.K.
Tonnes D.R.C.

Tempoh *Period*		**Estet** *Estate*			**Kebun Kecil*** *Smallholding*	**Jumlah Pengeluaran** *Total Production*
		Residen Malaysia *Malaysian Residents*	**Bukan Residen Malaysia dan Hak Milik Bersama** *Non-Malaysian Residents and Joint Ownership*	**Jumlah** *Total*		
2025		42,773	1,982	44,755	291,921	336,676
2024		44,339	1,979	46,319	340,193	386,512
2023		48,223	2,159	50,381	267,132	317,513
2022		44,635	2,752	47,387	329,660	377,047
2026	**Jan. - Jul.** [P]	18,443	1,120	19,563	143,533	163,096
2025	**Jan. - Jul.**	24,710	713	25,423	174,074	199,497
2026	**Jul.** [P]	3,122	196	3,319	23,498	26,817
	Jun	2,844	161	3,005	23,548	26,553
	Mei	2,089	60	2,149	18,049	20,198
2025	**Jul.**	4,564	182	4,745	31,138	35,884
	Jun	3,849	76	3,925	22,324	26,249
	Mei	3,282	-	3,282	20,974	24,256

Nota/*Notes* **:** [p] **Awalan /** *Provisional*
K.G.K / *D.R.C* **- Kandungan Getah Kering /** *Dry Rubber Content*
*** Termasuk kebun kecil Lembaga Kemajuan Tanah Persekutuan (FELDA)**
Includes Federal Land Development Authority (FELDA) smallholdings

JADUAL 3 : EKSPORT GETAH ASLI MENGIKUT JENIS TERPILIH

Table 3 : Exports of Natural Rubber by Selected Types

Tan metrik K.G.K.
Tonnes D.R.C.

Jenis *Type*	**Ke dan melalui Singapura** *To and via Singapore*					**Terus Negeri Asing** *Direct Foreign*					**Jumlah** *Total*				
	2026			**Jumlah Terkumpul** *Cumulative*		**2026**			**Jumlah Terkumpul** *Cumulative*		**2026**			**Jumlah Terkumpul** *Cumulative*	
	Jul. [P]	**Jun**	**Mei**	**Jan. - Jul.** [P] **2026**	**Jan. - Jul. 2025**	**Jul.** [P]	**Jun**	**Mei**	**Jan. - Jul.** [P] **2026**	**Jan. - Jul. 2025**	**Jul.** [P]	**Jun**	**Mei**	**Jan. - Jul.** [P] **2026**	**Jan. - Jul. 2025**
Getah Asap Berbunga *Ribbed Smoked Sheets*	-	-	-	-	-	-	0	80	198	397	-	0	80	198	397
Lateks Pekat *Latex Concentrate*	8	8	0	37	47	1,271	880	966	7,549	8,341	1,280	888	967	7,586	8,389
Getah Mutu Malaysia *Standard Malaysian Rubber*	-	-	-	207	1,215	39,912	37,883	27,687	247,312	279,941	39,912	37,883	27,687	247,519	281,156
Jenis-jenis lain *Other types*	-	-	-	39	-	50	49	8	242	530	50	49	8	281	530
Jumlah *Total*	**8**	**8**	**0**	**283**	**1,262**	**41,233**	**38,813**	**28,741**	**255,301**	**289,209**	**41,241**	**38,821**	**28,742**	**255,584**	**290,471**

Jenis *Type*	**Ke dan melalui Singapura** *To and via Singapore*				**Terus Negeri Asing** *Direct Foreign*				**Jumlah** *Total*			
	2025	**2024**	**2023**	**2022**	**2025**	**2024**	**2023**	**2022**	**2025**	**2024**	**2023**	**2022**
Getah Asap Berbunga *Ribbed Smoked Sheets*	-	-	-	1	1,970	846	470	685	1,970	846	470	687
Lateks Pekat *Latex Concentrate*	91	88	52	15	14,107	16,323	16,931	16,319	14,197	16,411	16,982	16,334
Getah Mutu Malaysia *Standard Malaysian Rubber*	1,225	618	528	1,029	467,386	558,939	560,497	602,395	468,612	559,557	561,025	603,424
Jenis-jenis lain *Other types*	-	-	-	-	649	400	205	880	649	400	205	880
Jumlah *Total*	**1,316**	**706**	**580**	**1,045**	**484,113**	**576,507**	**578,103**	**620,279**	**485,429**	**577,213**	**578,683**	**621,324**

Nota/*Notes* **:** [P] **Awalan /** *Provisional* [r] **Pindaan** */ Revised*
K.G.K / *D.R.C* **- Kandungan Getah Kering /** *Dry Rubber Content*
Jumlah berbeza disebabkan pembundaran / *The total differs due to rounding*

JADUAL 4 : EKSPORT GETAH ASLI MENGIKUT NEGARA YANG DITUJU

Table 4 : Exports of Natural Rubber by Country of Destination

Tan metrik K.G.K.
Tonnes D.R.C.

Negara-Negara Utama *Major Countries*	**2025**[P]	**2024**	**2023**	**2022**	**2026**			**Jumlah Terkumpul** *Cumulative*	**2025**			**Jumlah Terkumpul** *Cumulative*
					Jul. [P]	**Jun**	**Mei**	**Jan. - Jul.** [P] **2026**	**Jul.**	**Jun**	**Mei**	**Jan. - Jul. 2025**
Afrika Selatan/ *South Africa*	2,800	2,246	1,829	3,089	227	324	209	1,955	282	312	193	1,726
Amerika Syarikat/ *U.S.A*	29,983	34,039	15,708	34,182	3,736	2,598	3,209	15,815	2,262	2,163	2,911	19,051
Argentina	2,292	3,807	4,949	4,530	203	-	26	810	45	60	492	1,325
Belanda/ *Netherlands*	431	517	1,555	825	-	16	40	251	13	54	45	250
Belgium	96	316	213	131	-	-	-	10	23	13	-	86
Brazil	11,353	13,403	10,681	15,659	1,373	590	922	7,371	795	801	909	6,933
China	218,557	230,869	279,038	285,716	18,645	21,692	12,283	120,092	17,587	10,062	11,404	124,147
Emiriah Arab Bersatu *United Arab Emirates*	45,528	57,767	57,439	51,665	2,621	1,089	625	16,916	1,092	2,845	5,020	26,393
Finland	-	1,552	6,391	18,186	-	-	-	-	-	-	-	-
Greece	77	134	100	148	-	-	11	43	11	-	9	48
Hong Kong	3	11	3	45	-	-	-	4	-	-	-	3
India	14,904	39,883	29,171	24,566	1,211	1,215	1,083	5,753	2,502	1,129	2,381	11,723
Iran, Republik Islam *Iran, Islamic Republic of*	4,443	4,616	14,796	17,745	484	20	-	907	120	342	1,109	3,275 -
Itali/ *Italy*	2,954	3,053	5,134	4,626	370	257	349	1,994	484	172	177	1,848
Jepun/ *Japan*	1,526	2,488	69	5,710	13	-	161	214	10	199	599	1,476
Jerman/ *Germany*	62,320	60,780	54,768	26,314	5,930	4,462	4,206	38,208	5,574	5,371	5,677	35,812
Kanada/ *Canada*	1,541	2,002	1,387	2,239	222	60	202	1,028	181	121	121	1,028
Korea, Rep. *Korea, Rep. of*	7,886	10,658	6,034	5,946	240	385	219	1,958	618	714	447	5,441

Nota/*Notes* **:** [P] **Awalan /** *Provisional* [r] **Pindaan** */ Revised*
K.G.K / *D.R.C* - Kandungan Getah Kering / *Dry Rubber Content*

JADUAL 4 : EKSPORT GETAH ASLI MENGIKUT NEGARA YANG DITUJU (samb.)

Table 4 : Exports of Natural Rubber by Country of Destination (cont'd)

Tan metrik K.G.K.
Tonnes D.R.C.

Negara-Negara Utama *Major Countries*	**2025**[P]	**2024**	**2023**	**2022**	**2026**			**Jumlah Terkumpul** *Cumulative*	**2025**			**Jumlah Terkumpul** *Cumulative*
					Jul. [P]	**Jun**	**Mei**	**Jan. - Jul.** [P] **2026**	**Jul.**	**Jun**	**Mei**	**Jan. - Jul. 2025**
Mesir/ *Egypt*	11,993	10,170	9,375	10,900	1,066	726	816	6,527	1,157	771	431	6,847
Mexico	7,755	5,563	1,730	2,867	544	393	524	4,176	372	323	330	5,501
Pakistan	10,299	18,042	17,129	8,623	997	353	1,007	3,552	763	936	724	7,097
Perancis/ *France*	1,741	4,273	3,077	3,062	429	417	140	2,516	90	104	65	386
Poland	848	484	913	948	9	60	20	328	117	56	63	360
Portugal	11,814	14,811	10,357	2,834	907	1,109	887	8,205	766	927	1,068	6,350
Sepanyol/ *Spain*	1,642	1,574	1,461	1,042	110	100	98	735	199	113	138	1,080
Singapura/ *Singapore*	53	75	76	37	1	3	-	52	4	1	4	26
Sweden	74	107	91	185	-	20	11	82	2	-	12	34
Taiwan	1,465	2,315	2,448	3,601	201	231	57	833	98	188	204	940
Turki/ *Türkiye*	12,763	12,001	15,319	17,435	915	1,220	1,233	7,146	1,008	876	547	7,767
Ukraine	-		-	11	-	-	-	-	-	-	-	-
United Kingdom	501	667	583	1,267	-	72	60	255	12	11	81	317
Vietnam	289	2,449	98	294	12	40	20	284	9	33	20	165
Negara lain *Other countries*	17,500	36,539	26,761	66,899	775	1,371	321	7,564	1,000	1,024	757	13,038
Jumlah *Total*	**485,429**	**577,213**	**578,683**	**621,324**	**41,241**	**38,821**	**28,742**	**255,584**	**37,198**	**29,719**	**35,939**	**290,471**

Nota/*Notes* **:** [P] **Awalan /** *Provisional* [r] **Pindaan** */ Revised*
K.G.K / *D.R.C* **- Kandungan Getah Kering /** *Dry Rubber Content*
Jumlah berbeza disebabkan pembundaran / *The total differs due to rounding*

JADUAL 5: EKSPORT GETAH MUTU MALAYSIA (G.M.M.) MENGIKUT GRED

Table 5: Exports of Standard Malaysian Rubber (S.M.R.) by Grade

Tan metrik K.G.K.
Tonnes D.R.C.

Gred *Grade*					**2026**			**Jumlah Terkumpul** *Cumulative*	**2025**			**Jumlah Terkumpul** *Cumulative*
	2025[P]	**2024**	**2023**	**2022**	**Jul.[P]**	**Jun**	**Mei**	**Jan. - Jul.[P] 2026**	**Jul.**	**Jun**	**Mei**	**Jan. - Jul. 2025**
G.M.M. L *S.M.R. L*	490	654	627	450	78	58	50	306	47	-	44	490
G.M.M. 5 *S.M.R. 5*	2,395	3,234	1,976	3,156	81	181	121	1,328	202	302	221	2,395
G.M.M. 10 *S.M.R. 10*	137,740	157,625	141,366	174,476	12,567	12,000	7,742	83,458	9,141	8,776	13,520	137,740
G.M.M. 20 *S.M.R. 20*	288,166	353,337	375,501	388,370	24,099	23,077	17,578	144,744	22,780	16,648	17,913	288,166
G.M.M. GP *S.M.R. GP*	19,127	24,657	21,091	22,189	1,686	1,280	1,031	10,458	1,275	1,263	1,457	19,127
G.M.M. CV *S.M.R. CV*	20,524	18,932	18,303	5,391	1,394	1,286	1,166	7,128	2,038	1,751	1,649	20,524
Lain-Lain * *Others*	169	1,117	2,160	9,391	8	-	-	97	-	9	-	169
Jumlah *Total*	**468,612**	**559,557**	**561,025**	**603,424**	**39,912**	**37,883**	**27,687**	**247,519**	**35,483**	**28,750**	**34,804**	**468,612**

Nota/*Notes* **:** [p] **Awalan /** *Provisional* [r] **Pindaan** */ Revised*
*** Lain-lain termasuk** *housegrade / Others includes housegrade*
K.G.K / *D.R.C* **- Kandungan Getah Kering /** *Dry Rubber Content*
Jumlah berbeza disebabkan pembundaran / *The total differs due to rounding*

JADUAL 6 : IMPORT GETAH ASLI MENGIKUT JENIS TERPILIH

Table 6 : Imports of Natural Rubber by Selected Types

Tan metrik K.G.K.
Tonnes D.R.C.

Jenis *Type*	Ke dan melalui Singapura *To and via Singapore*					Terus Negeri Asing *Direct Foreign*					Jumlah *Total*				
	2026			Jumlah Terkumpul *Cumulative*		2026			Jumlah Terkumpul *Cumulative*		2026			Jumlah Terkumpul *Cumulative*	
	Jul. P	Jun	Mei	Jan. - Jul. P 2026	Jan. - Jul. 2025	Jul. P	Jun	Mei	Jan. - Jul. P 2026	Jan. - Jul. 2025	Jul. P	Jun	Mei	Jan. - Jul. P 2026	Jan. - Jul. 2025
Getah Asap Berbunga *Ribbed Smoked Sheets*	-	-	-	-	21	11,769	12,037	10,957	63,849	51,712	11,769	12,037	10,957	63,849	51,733
Lateks Pekat *Latex Concentrate*	-	-	-	5	-	18,841	20,121	17,235	129,279	115,538	18,841	20,121	17,235	129,284	115,538
Getah Mutu Malaysia *Standard Malaysian Rubber*	-	-	-	-	3,558	12,018	9,679	23,141	116,539	130,736	12,018	9,679	23,141	116,539	134,294
Jenis-jenis lain *Other types*	-	-	-	-	7,459	33,646	22,009	24,259	210,600	231,201	33,646	22,009	24,259	210,600	238,659
Jumlah *Total*	**-**	**-**	**-**	**5**	**11,037**	**76,275**	**63,847**	**75,592**	**520,267**	**529,187**	**76,275**	**63,847**	**75,592**	**520,272**	**540,224**

Jenis *Type*	Dari dan melalui Singapura *From and via Singapore*				Terus Negeri Asing *Direct Foreign*				Jumlah *Total*			
	2025	2024	2023	2022	2025	2024	2023	2022	2025	2024	2023	2022
Getah Asap Berbunga *Ribbed Smoked Sheets*	21	1,024	202	2,222	65,152	132,099	120,202	106,612	65,173	133,123	120,404	108,834
Lateks Pekat *Latex Concentrate*	0	0	47	0	206,222	220,282	200,302	286,931	206,222	220,282	200,348	286,931
Getah Berpiawaian* *Standard Rubber*	13,547	11,576	948	3,001	214,065	236,909	213,279	140,774	227,612	248,485	214,228	143,775
Jenis-jenis lain *Other types*	7,781	7,387	17,117	6,345	363,372	422,446	450,837	618,997	371,152	429,834	467,954	625,343
Jumlah *Total*	**21,349**	**19,988**	**18,314**	**11,568**	**848,812**	**1,011,736**	**984,620**	**1,153,315**	**870,160**	**1,031,725**	**1,002,934**	**1,164,883**

Nota/*Notes* **:** p **Awalan /** *Provisional* r **Pindaan** */ Revised*

*** Piawaian getah secara teknikal setaraf dengan G.M.M. /** *Rubber by technical standard similar to S.M.R.*

K.G.K / *D.R.C* **- Kandungan Getah Kering /** *Dry Rubber Content*

Jumlah berbeza disebabkan pembundaran / *The total differs due to rounding*

JADUAL 7 : IMPORT GETAH ASLI MENGIKUT NEGARA ASAL

Table 7: Imports of Natural Rubber by Country of Origin

Tan metrik K.G.K.
Tonnes D.R.C.

Negara-Negara Utama *Major Countries*	2025[P]	2024	2023	2022	2026			Jumlah Terkumpul *Cumulative*	2025			Jumlah Terkumpul *Cumulative*
					Jul. [P]	Jun	Mei	Jan. - Jul. [P] 2026	Jul.	Jun	Mei	Jan. - Jul. 2025
Afrika Selatan/ *South Africa*	7,274	4,341	24,676	5,685	-	-	-	1,966	-	1,755	51	5,063
Argentina		-	932	1,077	-	-	-	-	-	-	-	-
Cameroon	7,586	7,232	1,938	767	1,024	369	1,606	6,182	674	640	539	6,336
China	2,129	1,573	11,646	795	50	38	-	781	220	202	-	766
Cote D'Ivoire	239,211	356,673	378,686	321,930	7,146	4,423	14,469	77,617	9,187	14,590	18,591	153,800
Congo	8,822	7,320	6,370	5,257	549	546	1,221	5,048	714	498	1,128	5,412
Filipina/ Philipines	85,917	80,468	78,452	145,090	7,334	6,657	4,747	53,453	5,875	4,831	4,851	51,006
Ghana	49,945	59,401	40,690	26,961	5,002	2,650	7,115	38,891	3,197	1,752	2,122	36,859
Guatemala	2,915	2,021	2,077	1,008	-	1,477	807	3,668	125	101	405	1,406
Guinea	9,103	14,496	9,259	1,919	393	1,295	622	6,810	790	365	836	7,817
India	357	20	1,748	4,263	60	-	-	278	29	-	20	357
Indonesia Rep.	3,857	1,480	13	2,117	101	28	-	196	66	-	-	2,255
Kemboja/ *Cambodia*	410	462	612	874	-	-	-	158	105	-	-	224
Liberia	46,021	22,253	17,251	33,850	6,834	7,310	10,364	54,634	3,370	3,583	6,653	27,837
Myanmar	60,947	87,642	34,313	79,779	11,815	11,866	10,713	61,502	1,225	2,107	4,804	48,735
Nigeria	2,114	4,600	4,163	923	202	244	-	1,318	68	45	-	1,217
Papua New Guinea	1,069	2,243	2,680	2,731	126	93	59	397	84	37	206	676
Sri Lanka	127	42	969	1,881	-	-	-	-	-	-	-	48
Thailand	289,444	340,231	370,543	514,515	22,061	19,623	21,612	167,504	24,715	20,802	18,597	164,464
Viet Nam	39,448	29,061	9,392	10,258	5,577	6,781	1,844	26,954	4,231	3,854	952	19,999
Negara lain/ *Other countries*	13,464	10,165	6,523	3,204	8,001	446	413	12,914	1,007	1,235	1,113	5,949
Jumlah *Total*	**870,160**	**1,031,725**	**1,002,934**	**1,164,883**	**76,275**	**63,847**	**75,592**	**520,272**	**55,682**	**56,398**	**60,869**	**540,224**

Nota/*Notes* **:** [p] **Awalan /** *Provisional* [r] **Pindaan** */ Revised*
K.G.K / *D.R.C* **- Kandungan Getah Kering /** *Dry Rubber Content*
Jumlah berbeza disebabkan pembundaran / *The total differs due to rounding*

JADUAL 8: STOK GETAH ASLI PADA AKHIR BULAN MENGIKUT BANCI
Table 8: Stocks of Natural Rubber held at the end of the month by Census

Tan metrik K.G.K.
Tonnes D.R.C.

Banci *Census* / Pada akhir bulan *At the end of the month*	2026			2025		
	Jul. [P]	**Jun**	**Mei**	**Jul.**	**Jun**	**Mei**
Estet Getah *Rubber Estates*	212	149	186	214	231	273
Pemproses Getah *Rubber Processors*	100,380	100,777	95,470	145,484	144,152	160,341
Pengguna Getah *Rubber Consumers*	28,354	28,910	27,493	25,455	24,065	24,710
Jumlah *Total*	**128,946**	**129,836**	**123,149**	**171,153**	**168,448**	**185,324**

Nota/*Notes* **:** [P] **Awalan /** *Provisional*
K.G.K / *D.R.C* **- Kandungan Getah Kering /** *Dry Rubber Content*

JADUAL 9 : PENGELUARAN DAN STOK LATEKS PEKAT
Table 9 : Production and Stocks of Concentrated Latex

Tan metrik K.G.K.
Tonnes D.R.C.

Tempoh *Period*		**Pengeluaran** *Production*	**Stok pada akhir tempoh** *Stocks at the end of period*
2025		22,852	27,021
2024		27,597	17,876
2023		26,650	16,163
2022		31,789	17,278
2026	**Jan. - Jul.** [P]	11,281	27,054
2025	**Jan. - Jul.**	13,887	24,600
2026	**Jul.** [P]	2,052	27,054
	Jun	1,769	26,182
	Mei	872	24,537
2025	**Jul.**	2,378	24,600
	Jun	2,390	23,695
	Mei	2,212	23,439

JADUAL 10 : PENGGUNAAN DOMESTIK GETAH ASLI MENGIKUT INDUSTRI

Table 10 : Domestic Consumption of Natural Rubber by Industry

Tan metrik K.G.K.

Tonnes D.R.C.

Tempoh *Period*	Keterangan Industri *Industry Description*	Industri tayar dan tiub *Tyres and tubes industries*	Membuat kasut getah *Manufacture of rubber footwear*	Membuat produk getah lain, t.k.m. *Manufacture of other rubber products, n.e.c.*								Semua industri pembuatan lain yang menggunakan getah asli *All other manufacturing industries consuming natural rubber* (a)	Jumlah *Total*
				Campuran getah *Rubber compound*	Gelang getah *Rubber bands*	Kepingan-kepingan getah *Rubber sheeting*	Produk lateks *Latex products*				Produk getah lain *Other rubber products*		
							Sarung tangan getah *Rubber gloves*	Benang getah *Rubber thread*	Foam *Foam*	Produk lateks lain *Other latex products*			
2025		23,442	1,295	1,894	2,125	3,566	171,439	35,225	620	9,683	13,983	5,735	269,006
2024		26,237	639	1,903	1,668	3,169	161,140	33,590	987	10,619	23,788	6,493	270,231
2023		25,603	343	1,566	1,729	4,194	218,807	29,800	3,789	12,539	7,776	4,252	310,398
2022		31,314	415	1,574	2,025	6,907	312,314	36,877	4,446	14,099	7,890	8,735	426,594
2026	**Jan. - Jul.** [P]	12,773	632	1,350	969	2,130	96,809	19,574	131	4,455	3,310	3,997	146,131
2025	**Jan. - Jul.**	13,425	747	1,242	1,380	1,973	88,202	20,771	311	5,916	8,408	3,655	146,030
2026	**Jul.** [P]	1,890	31	228	139	343	11,904	2,977	24	565	440	607	19,150
	Jun	1,903	90	231	129	343	12,472	2,972	33	637	425	711	19,948
	Mei	1,868	97	249	142	397	15,824	1,824	12	584	497	666	22,160
2025	**Jul.**	2,086	117	193	149	393	14,874	2,713	47	776	731	395	22,472
	Jun	1,919	101	186	123	312	12,173	2,713	56	796	612	396	19,386
	Mei	1,830	109	202	142	449	12,334	3,124	30	733	745	554	20,251

Nota/Notes : [P] **Awalan /** *Provisional*

K.G.K / *D.R.C* **- Kandungan Getah Kering /** *Dry Rubber Content*

(a) **Semua industri pembuatan lain yang menggunakan getah asli mengikut keterangan industri termasuk industri membuat tali-temali, tali dan pintal, membuat keluaran pulpa, kertas dan kertas tebal, t.k.m., membuat keluaran-keluaran kimia, t.k.m., membuat keluaran-keluaran plastik, t.k.m., bengkel-bengkel, kabel dan dawai, membuat bahagian pengganti kereta motor dan kelengkapannya, membuat dan memasang basikal, basikal roda tiga dan beca.**

All other manufacturing industries consuming natural rubber according to industry description includes cordage, rope and twine industries, manufacture of pulp, paper and paperboard articles, n.e.c., manufacture of chemical products, n.e.c., manufacture of plastic products, n.e.c., foundries, cables and wires, manufacture of motor vehicle parts and accessories, manufacture and assembly of bicycles, tricycles and trishaws.

JADUAL 11: HARGA PURATA BULANAN BAGI GETAH ASLI

Table 11 : Average Monthly Price of Natural Rubber

Sen/Kg

Tempoh *Period*		**Harga di ladang** *Farmgate price*		**Sebut Harga pada waktu tengah hari - "F.O.B."**** *Noon Quotations - F.O.B.*						
		Susu Getah Cair *Field Latex*	**Sekerap** *Scrap*	**Lateks Pekat*** *Latex Concentrate*	**Getah Mutu Malaysia (1 - Pallet tan metrik)** *Standard Malaysian Rubber (1 - Tonne pallet)*					
					G.M.M. CV *S.M.R. CV*	**G.M.M. L** *S.M.R. L*	**G.M.M. 5** *S.M.R. 5*	**G.M.M. GP** *S.M.R. GP*	**G.M.M. 10** *S.M.R. 10*	**G.M.M. 20** *S.M.R. 20*
2025		770.54	636.20	608.83	1,034.63	1,024.67	788.19	783.21	773.26	768.28
2024		771.35	757.28	694.26	1,167.10	1,167.10	820.14	815.14	805.14	800.14
2023		579.58	542.89	509.68	869.48	859.48	635.58	632.58	625.58	623.58
2022		625.64	539.69	566.93	964.87	954.87	681.58	678.58	671.58	669.58
2026	**Jan. - Jul.** [P]	952.33	698.45	689.12	1,168.39	1,158.46	848.97	844.01	834.08	829.12
2025	**Jan. - Jul.**	781.22	667.77	634.96	1,078.13	1,068.20	813.62	808.65	798.73	793.76
2026	**Jul.** [P]	1011.88	753.23	724.54	1,227.57	1,217.57	907.72	902.72	892.72	887.72
	Jun	1093.46	792.76	735.82	1,245.34	1,235.87	892.37	887.63	878.16	873.42
	Mei	1071.23	747.78	763.16	1,291.89	1,281.89	907.45	902.45	892.45	887.45
2025	**Jul.**	753.12	586.68	571.30	972.15	962.15	743.57	738.57	728.57	723.57
	Jun	786.16	564.13	558.66	950.05	940.58	683.74	679.00	669.53	664.79
	Mei	822.46	606.67	613.80	1,042.98	1032.98	764.23	759.23	749.23	744.23

Nota/*Notes* **:** *** 60% Kandungan Getah Kering (K.G.K)** / *60% Dry Rubber Content (D.R.C.)*

** **F.O.B.** - *Free On Board*

Punca: Lembaga Getah Malaysia (LGM)

Source: Malaysian Rubber Board (MRB)

JADUAL 12 : GUNA TENAGA DAN GAJI & UPAH DIBAYAR MENGIKUT KATEGORI PEKERJA DI ESTET GETAH

Table 12 : Employment and Salaries & Wages Paid in Rubber Estates by Category of Workers

Seperti pada akhir tempoh *As at end of period*		**Pekerja bergaji dan Gaji & Upah** *Employees and Salaries & Wages*											
		Pekerja diambil secara langsung *Employees directly employed*						**Pekerja diambil secara kontrak** *Employees on contract basis*				**Jumlah** *Total*	
		Kakitangan Pentadbiran *Administrative Staff*		**Pekerja Estet** *Estate Workers*		**Pekerja Kilang** *Factory Workers*		**Pekerja Estet** *Estate Workers*		**Pekerja Kilang** *Factory Workers*			
		Bilangan pekerja *Number of workers*	**Gaji & Upah** *Salaries & Wages* **(RM'000)**	**Bilangan pekerja** *Number of workers*	**Gaji & Upah** *Salaries & Wages* **(RM'000)**	**Bilangan pekerja** *Number of workers*	**Gaji & Upah** *Salaries & Wages* **(RM'000)**	**Bilangan pekerja** *Number of workers*	**Gaji & Upah** *Salaries & Wages* **(RM'000)**	**Bilangan pekerja** *Number of workers*	**Gaji & Upah** *Salaries & Wages* **(RM'000)**	**Bilangan pekerja** *Number of workers*	**Gaji & Upah** *Salaries & Wages* **(RM'000)**
2025	**Dis.**	1,298	3,978	3,242	7,277	-	-	2,196	3,879	-	-	6,736	15,134
2024	**Dis.**	1,496	4,459	4,026	8,304	-	-	2,421	4,501	-	-	7,943	17,264
2023	**Dis.**	1,836	5,183	4,599	8,647	-	-	2,810	4,270	-	-	9,245	18,100
2022	**Dis.**	1,839	5,356	4,897	9,807	-	-	2,244	3,817	-	-	8,980	18,981
2026	**Jul.** [p]	1,176	3,623	2,971	5,612			2,157	3,855	-	-	6,304	13,089
	Jun	1,173	3,299	2,989	5,574			2,037	3,477	-	-	6,199	12,350
	Mei	1,230	3,471	3,072	5,427			2,194	3,212	-	-	6,496	12,110
2025	**Jul.**	1,433	4,295	3,712	7,148			2,366	4,767	-	-	7,511	16,210
	Jun	1,479	4,271	3,793	6,830			2,381	4,586	-	-	7,653	15,687
	Mei	1,472	4,231	3,743	6,514			2,248	4,543	-	-	7,463	15,287

Nota/*Notes* **:** [p] **Awalan** / *Provisional*

JADUAL 13 : PRODUKTIVITI PENGELUARAN DAN PENOREH BAGI ESTET GETAH

Table 13 : Productivity of Production and Tappers in Rubber Estates

Tempoh *Period*		**Bilangan pekerja pada akhir tempoh** *Number of workers at end of period*				**Gaji & Upah (RM '000)** *Salaries & Wages*				**Keluasan ditanam pada akhir tempoh** *Planted area at end of period* **(Hektar)** (*Hectare*)	**Pengeluaran** *Production* **(Kg K.G.K)** *(Kg D.R.C)*	**Keluasan ditoreh pada akhir tempoh** *Tapped area at end of period* **(Hektar)** (*Hectare*)	**Purata bil. hari menoreh** *Average number of tapping days*	**Produktiviti pengeluaran** *Productivity of production* **(Kg/Hek)** *(Kg/Ha)*	**Produktiviti penoreh (sehari)** *Productivity of tappers (per day)*	
		Pekerja Estet *Estate Workers*		**Lain-Lain** *Others*	**Jumlah** *Total*	**Pekerja Estet** *Estate Workers*		**Lain-Lain** *Others*	**Jumlah** *Total*							
		Penoreh *Tappers*	**Pekerja Ladang** *Field Workers*			**Penoreh** *Tappers*	**Pekerja Ladang** *Field Workers*								**(RM)**	**(Kg K.G.K)** *(Kg D.R.C.)*
2025		3,977	1,461	1,298	6,736	84,004	47,568	49,694	181,266	106,760	44,754,835	53,938	225	829.7	94.1	50.1
2024		4,416	2,031	1,496	7,943	83,151	55,249	55,532	193,932	107,810	46,303,828	56,838	236	814.7	79.7	44.4
2023		5,073	2,336	1,844	9,253	95,780	64,859	65,531	226,171	115,270	50,381,492	49,582	230	1,016.1	82.3	43.3
2022		4,519	2,622	1,847	8,988	77,589	52,412	60,469	190,470	107,640	47,387,068	52,973	229	894.6	74.8	45.7
2026	**Jan. - Jul.** [P]	3,493	1,635	1,176	6,304	40,016	23,826	24,678	88,520	107,005	19,304,322	51,782	140	372.8	82.0	39.5
2025	**Jan. - Jul.**	4,319	1,759	1,433	7,511	48,876	28,720	29,657	107,253	106,760	25,423,219	57,271	129	443.9	87.7	45.6
2026	**Jul.** [P]	3,493	1,635	1,176	6,304	5,883	3,584	3,623	13,089	107,005	3,318,913	51,782	20	64.1	83.5	47.1
	Jun	3,565	1,461	1,173	6,199	5,798	3,253	3,299	12,350	107,005	3,005,135	51,624	20	58.2	82.0	42.5
	Mei	3,543	1,723	1,230	6,496	5,135	3,504	3,471	12,110	107,005	2,149,045	49,921	19	43.0	75.9	31.8
2025	**Jul.**	4,319	1,759	1,433	7,511	7,818	4,098	4,295	16,210	106,760	4,745,363	57,271	20	82.9	89.0	54.0
	Jun	4,327	1,847	1,479	7,653	7,276	4,139	4,271	15,687	106,760	3,924,509	56,899	19	69.0	88.0	47.5
	Mei	4,183	1,808	1,472	7,463	7,179	3,877	4,231	15,287	106,383	3,282,050	53,072	19	61.8	88.2	40.3

Nota/*Notes* : [p] **Awalan** / *Provisional*

K.G.K / *D.R.C* **- Kandungan Getah Kering** / *Dry Rubber Content*

JADUAL 14 : PENGELUARAN, KELUASAN DITOREH DAN PURATA BILANGAN HARI MENOREH BAGI ESTET GETAH MENGIKUT NEGERI

Table 14 : Production, Tapped Area and Average Number of Tapping Days in Rubber Estates by State

Negeri *State* **(a)**	**Bilangan estet** *Number of estates*	**Pengeluaran** *Production* **Tan metrik K.G.K.** *Tonnes D.R.C.*			**Keluasan ditoreh pada akhir tempoh** *Tapped area at end of period* **Hektar** *Hectare*			**Purata bilangan hari menoreh** *Average number of tapping days*		
		2026			**2026**			**2026**		
		Jul. [P]	**Jun**	**Mei**	**Jul.** [P]	**Jun**	**Mei**	**Jul.** [P]	**Jun**	**Mei**
Johor	14	344	305	264	3,676	3,575	3,575	21	20	21
Kedah & Perlis	28	707	689	279	9,592	9,592	9,529	19	20	19
Kelantan & Terengganu	65	1,149	1,005	900	18,336	18,206	18,053	19	19	19
Melaka & Negeri Sembilan	11	25	21	22	276	276	276	22	21	21
Pahang	28	621	574	429	8,475	8,548	8,218	21	20	19
Perak	11	43	37	23	716	716	606	20	19	19
Selangor	3	117	125	122	2,731	2,731	2,731	20	23	22
Sabah & Sarawak	7	312	249	111	7,980	7,980	6,933	21	20	13
Jumlah *Total*	**167**	**3,319**	**3,005**	**2,149**	**51,782**	**51,624**	**49,921**	**20**	**20**	**19**

Nota/*Notes* **:** [P] **Awalan /** *Provisional*

(a) Tiada estet direkodkan bagi negeri Pulau Pinang / *No estates were recorded in Pulau Pinang.*

K.G.K / *D.R.C* **- Kandungan Getah Kering /** *Dry Rubber Content*

NOTA TEKNIKAL

TECHNICAL NOTE

NOTA TEKNIKAL

1. Pendahuluan

Penerbitan ini memuatkan perangkaan utama getah asli yang diperoleh daripada Banci Estet Getah (RE), Banci Pemproses Getah (RP) dan Banci Pengguna Getah (RC) yang dilaksanakan setiap bulan.

2. Objektif

Objektif utama penerbitan ini adalah untuk memaparkan perangkaan getah asli berkaitan pengeluaran, import, eksport, penggunaan domestik dan stok. Di samping itu, data harga, bilangan pekerja, gaji & upah dan produktiviti di estet getah turut dimuatkan. Perangkaan ini akan membantu dalam perancangan dan penggubalan dasar serta pembuat keputusan bagi industri berasaskan getah.

3. Kuasa perundangan

Banci ini dilaksanakan di bawah Akta Perangkaan 1965 (Disemak 1989). Seksyen 5 di bawah Akta ini menghendaki mana-mana pertubuhan yang beroperasi di Malaysia untuk memberikan maklumat sebenar atau anggaran terbaik kepada Jabatan. Mengikut Akta ini, kandungan soal selidik yang diterima adalah sulit dan hanya angka agregat diterbitkan. Sementara itu, Seksyen 7 di bawah Akta yang sama memperuntukkan denda kepada responden yang gagal memberi kerjasama kepada banci yang dijalankan.

4. Skop dan liputan

Banci ini meliputi semua estet getah, kilang pemproses getah dan kilang pengguna getah di Malaysia yang berdaftar dengan Suruhanjaya Syarikat Malaysia (SSM), Lembaga Getah Malaysia (LGM) dan Pihak Berkuasa Kemajuan Pekebun Kecil Perusahaan Getah (RISDA).

Banci RE meliputi industri penanaman pokok getah (estet). Industri peringkat 5 digit (01291) ini dikelaskan mengikut Piawaian Klasifikasi Industri Malaysia (MSIC) 2008. Banci RP meliputi kilang-kilang yang memproses getah asli mentah untuk menjadi produk separa siap (Contoh: Getah Mutu Malaysia (G.M.M.), susu getah pekat, dsb.). Manakala banci RC meliputi kilang-kilang yang mengguna getah asli mentah/produk separuh siap dan diproses menjadi produk siap (Contoh: tayar, sarung tangan getah dsb.).

5. Rangka (sumber)

Rangka banci getah dikemas kini setiap tahun untuk mengambil kira pertubuhan baru dan sebarang perubahan yang berlaku kepada pertubuhan seperti tutup, tidak beroperasi, perubahan jenis aktiviti, lokasi kilang atau alamat pos.

6. Metodologi

Banci ini dilaksanakan secara mel menggunakan borang soal selidik RE, RP dan RC. Responden diberi tempoh satu bulan untuk melengkap dan mengembalikan borang soal selidik tersebut kepada Jabatan ini. Kerja luar dijalankan untuk mendapatkan borang lengkap daripada pertubuhan yang tidak respons.

7. Konsep dan definisi

Konsep dan definisi yang digunakan adalah berasaskan kepada syor-syor Pejabat Perangkaan Pertubuhan Bangsa-Bangsa Bersatu[1] dan *The Association of Natural Rubber Producing Countries (ANRPC)*. Konsep berkenaan mengikut amalan yang sudah diterima pakai bagi memudahkan perbandingan data dibuat di peringkat antarabangsa.

8. Takrif industri getah

Estet getah

(i) Semua kawasan, bersambungan atau berpecah-pecah dengan keluasan tidak kurang daripada 40.47 hektar (100 ekar), ditanam dengan getah atau di mana penanaman getah dibenarkan dan di bawah satu hak milik yang sah; atau

(ii) Mana-mana keluasan tanaman getah yang telah wujud dalam estet kelapa, koko atau kelapa sawit.

Kebun kecil getah

Meliputi semua kawasan, bersambungan atau berpecah-pecah, berjumlah kurang daripada 40 hektar (100 ekar), ditanam dengan getah atau di mana penanaman getah dibenarkan dan di bawah satu hak milik yang sah. Kebun kecil getah terdiri daripada tersusun dan tidak tersusun. Kebun kecil yang tersusun meliputi kawasan di bawah rancangan kerajaan seperti berikut:-

(i) Lembaga Kemajuan Tanah Persekutuan (FELDA);

(ii) Pihak Berkuasa Kemajuan Pekebun Kecil Perusahaan Getah (RISDA);

(iii) Lembaga Penyatuan dan Pemulihan Tanah Negara (FELCRA);

(iv) Rancangan tanah Kerajaan Persekutuan yang lain; dan

(v) Rancangan tanah Kerajaan Negeri.

[1] *International Recommendations for Industrial Statistics, United Nations' Statistical Office, Statistical Papers, Series, M No. 90, United Nations, New York, 2009.*

Keluasan ditanam

Keluasan bertanam dengan getah (matang dan/atau belum matang) dan tidak terbiar selama-lamanya.

Keluasan ditoreh

Keluasan di bawah getah matang yang telah ditoreh termasuk kawasan yang "direhatkan" di bawah sistem giliran torehan.

Pengeluaran

Pengeluaran getah asli merujuk kepada kandungan getah kering (KGK) bagi susu getah cair, getah keping dan skrap (getah buku dan getah kulit) yang dihasilkan oleh estet dan pekebun kecil. Data ini dikumpul dari data pembelian getah mentah oleh kilang pemproses (RP).

Hasil

Hasil diperoleh dengan membahagikan jumlah pengeluaran dengan purata luas hektar yang ditoreh pada bulan rujukan.

Data import dan eksport dikumpul oleh Jabatan daripada borang pengikraran import dan eksport yang diperoleh daripada Jabatan Kastam Diraja Malaysia dan Lembaga-Lembaga Zon Bebas. Angka perdagangan luar negeri Malaysia tidak termasuk perdagangan antara kawasan iaitu antara Semenanjung Malaysia, Sabah dan Sarawak.

9. Import dan Eksport

Import

Sesuatu barang yang dibawa masuk ke dalam negara, sama ada secara terus atau disimpan di gudang-gudang yang dikawal. Barang-barang tersebut adalah sama ada untuk kegunaan sendiri, diproses, digunakan dalam perkilangan ataupun untuk dieksport semula ke negara lain. Pengkelasan import ini diistilahkan juga sebagai ‘import umum’. Di dalam laporan ini, import dikelaskan mengikut negara asal barang tersebut, iaitu negara di mana barang berkenaan terakhir dibuat sebelum ianya diimportkan ke dalam kawasan pendaftaran.

Eksport

Sesuatu barang (keluaran atau buatan tempatan atau diimport untuk dieksport semula) yang dibawa keluar dari negara. Di dalam laporan ini, eksport dikelaskan mengikut negara dituju, iaitu negara di mana barang-barang berkenaan dijangka akan digunakan, sejauh mana ia boleh ditentukan pada masa ianya dieksport. Bagi barang yang dihantar berdasarkan "*Optional bill of lading*", pelabuhan pertama yang diikrarkan dianggap sebagai negara yang dituju. Sekiranya maklumat negara yang dituju bagi barang-barang yang dieksport melalui Singapura tidak diketahui/ diperoleh, eksport sedemikian diambilkira sebagai eksport ke Singapura, iaitu di bawah kategori yang sama seperti barang-barang yang digunakan di Singapura. Eksport termasuk eksport semula. Pengkelasan eksport ini diistilahkan juga sebagai 'eksport umum'. Data import dan eksport hanya meliputi kod getah asli di bawah HS4001.10.000 hingga HS4001.29.999.

10. Penggunaan domestik

Ia merujuk kepada penggunaan domestik getah asli seperti Getah Asap Berbunga (G.A.B.), susu getah pekat, Getah Mutu Malaysia (G.M.M.) dan sebagainya oleh pertubuhan pembuatan di Malaysia untuk mengeluarkan barangan seperti tayar dan tiub, kasut getah, sarung tangan getah, gelang getah, getah campuran dan lain-lain. Ianya tidak termasuk getah campuran & tebus guna getah dan getah sintetik.

11. Stok

Ia adalah stok getah yang dimiliki oleh sesebuah pertubuhan tidak kira di mana stok tersebut ditempatkan iaitu sama ada di dalam atau di luar kilang. Ia termasuk stok getah yang belum/ sedang/telah diproses. Stok dilaporkan pada awal dan akhir bulan.

12. Harga

Harga purata pembeli waktu tengah hari bagi getah "F.O.B." di Kuala Lumpur. Data ini diperoleh daripada Lembaga Getah Malaysia (LGM).

13. Hak milik

Hak milik sesebuah pertubuhan dikelaskan mengikut taraf residen pemilik/pemilik-pemilik modal berbayar yang terbesar (melebihi 50 peratus) dan bukannya mengikut taraf kerakyatan mereka.

(i) Residen Malaysia ialah individu, syarikat atau organisasi lain yang lazimnya terletak di Malaysia untuk jangka masa sekurang-kurangnya satu tahun. Cawangan dan anak syarikat asing yang didaftarkan/diperbadankan di Malaysia adalah dianggap sebagai pemastautin Malaysia.

(ii) Bukan residen Malaysia ialah individu, syarikat atau organisasi lain yang lazimnya terletak di negara selain Malaysia. Cawangan dan anak syarikat milik residen Malaysia di luar negeri juga dianggap sebagai bukan residen Malaysia.

(iii) Hak milik bersama ialah residen Malaysia atau bukan residen Malaysia memegang jumlah saham yang sama banyak dalam perniagaan berkenaan.

14. Guna tenaga

Jumlah pekerja

Bilangan orang yang bekerja pada bulan Disember atau pada tempoh pembayaran gaji terakhir bagi bulan rujukan.

Gaji & upah dibayar

Pembayaran tunai, termasuk bonus yang dibayar komisen, bayaran lebih masa, elaun kos sara hidup dan elaun-elaun lain yang dibayar kepada semua pekerja bergaji dalam tempoh tahun rujukan. Sementara caruman pekerja kepada Kumpulan Wang Simpanan Pekerja (KWSP) dan Pertubuhan Keselamatan Sosial (PERKESO) turut dimasukkan, caruman oleh majikan dikecualikan. Elaun kepada pemilik yang bekerja, rakan niaga yang bekerja dan pekerja keluarga tidak bergaji juga dikecualikan.

15. Pembundaran

Jumlah bagi komponen mungkin berbeza dengan jumlah besar dalam jadual penerbitan disebabkan oleh pembundaran angka.

16. Nota dan simbol

K.G.K	Kandungan Getah Kering
RM	Ringgit Malaysia
Kg/Hek	Kilogram sehektar
-	Tiada data

TECHINICAL NOTES

1. Introduction

This publication provides principal statistics of Natural Rubber information on rubber obtained from the Census of Rubber Estates (RE), Census of Rubber Processors (RP) and Census of Rubber Consumers (RC) were conducted every month.

2. Objective

The main objective of this report is to provide statistics on rubber with regards to production, imports, exports, domestic consumption and stocks. In addition, data of prices, number of employees, salaries & wages and productivity in rubber estates are also included. These statistics will assist the government in development planning, policy making and decision-makers of rubber based industries.

3. Legal authority

The survey was conducted under the provisions of the Statistics Act, 1965 (Revised 1989). Section 5 of this Act requires all establishments operating in Malaysia to provide actual information or best estimates to the Department. The Act stipulates that the contents of the individual returns received are confidential and only aggregated figures are published. Meanwhile, Section 7 under the same Act provides the penalty to the respondents that could not comply with the survey undertaken.

4. Scope and coverage

The census covered all rubber estates, rubber processor factories and rubber consumer factories in Malaysia registered with the Companies Commission of Malaysia (SSM), Malaysian Rubber Board (MRB) and Rubber Industry Smallholders Development Authority (RISDA).

The census of RE covered growing of rubber trees (estates). This industrial 5-digit level (01291) is classified under the Malaysia Standard Industrial Classification (MSIC) 2008. Census of RP covered the factories processing raw natural rubber into semi-finished products (Example: Standard Malaysian Rubber (S.M.R.), Latex Concentrate (LC) etc.). Whereas census of RC covered to factories consuming raw natural rubber/semi-finished products and processed into finished products (Example: tyres, gloves etc.).

5. Frame (source)

The frame (source) of rubber censuses are updated annually to take into account new establishments and to record any changes in the status of the establishments such as closed down, not operation, change in activities and location or postal addresses.

6. Methodology

The census was primarily conducted through mail enquiry using RE, RP and RC questionnaire. Respondents were given one month to complete and return the questionnaire to the Department. Field enumeration was then carried out to collect the complete questionnaire from the establishments that did not respond.

7. Concepts and definitions

Concepts and definitions used are based on the recommendations of the United Nations' Statistical Office[1] and The Association of Natural Rubber Producing Countries (ANRPC). These concepts adhere to accepted practices, thereby facilitating international comparability of data.

8. Definition of rubber industry

Rubber estate

(i) All areas, contiguous or non-contiguous, aggregating not less than 40.47 hectares (100 acres), planted with rubber or on which the planting of rubber is permitted and is under a single legal ownership; or

(ii) Any area planted with rubber in a coconut, cocoa or oil palm estate.

Rubber smallholding

It is defined as all areas, contiguous or non-contiguous, aggregating less than 40.47 hectares (100 acres), planted with rubber or on which the planting of rubber is permitted and is under a single legal ownership. Smallholdings can be organized or unorganized. Organized smallholdings include those under various government schemes such as follows :-

(i) Federal Land Development Authority (FELDA);

(ii) Rubber Industry Smallholders Development Authority (RISDA);

(iii) Federal Land Consolidation and Rehabilitation Authority (FELCRA);

(iv) Other Federal Government land schemes; and

(v) State Government land schemes.

[1] *International Recommendations for Industrial Statistics, United Nations' Statistical Office, Statistical Papers, Series, M No. 90, United Nations, New York, 2009.*

Planted area

The area planted with rubber (mature and/or immature) and which has not been abandoned permanently.

Tapped area

The area under mature rubber that has been tapped including areas "rested" under rotational systems.

Production

Production of natural rubber refers to the dry rubber content (DRC) of field latex, rubber sheets and scrap (lump and bark) produced by estates and smallholders. This data is collected from the purchasing data of raw rubber processor factories.

Yield

The yield is derived by dividing the total production by the average hectarage tapped during the reference month.

The data on imports and exports are compiled by the Department of Statistics from declaration forms sourced from the Malaysian Royal Customs Department and Free Zone Authorities. External trade data for Malaysia do not include inter-regional trade between Peninsular Malaysia, Sabah and Sarawak.

9. Imports and Exports

Import

Goods are brought into the country either directly or into bonded warehouses, whether or not such goods are for consumption, to be processed, used in manufacturing or for subsequent re-exports to other countries. This categorization of imports is also termed as 'general imports'. In this report, imports are classified according to the country of origin of the goods, that is, the country where the goods are given the final form before they are imported into the registration area.

Exports

Goods (locally produced or manufactured or imported for subsequent re-exports) taken out of the country. In this report, exports are classified according to the country of destination, that is, the country where it is expected that the goods will be consumed insofar as this can be ascertained at the time of export. In the case of goods shipped on an "Optional bill of lading", the country of destination refers to that of the first port declared. If the information regarding the country of destination of goods exported via Singapore is not known/available, such exports are included under the value of exports to Singapore that is, under the same category as goods consumed in Singapore. Exports include re-exports. This categorization of exports is also termed as 'general exports'. Data of imports and exports only covers natural rubber codes under HS4001.10.000 to HS4001.29.999.

10. Domestic consumption

This refers to the usage of natural rubber such as latex concentrate, Ribbed Smoked Sheet (R.S.S.), Standard Malaysian Rubber (S.M.R.), etc. by manufacturing establishments in Malaysia to produce products such as tyres and tubes, rubber footwear, rubber gloves, rubber bands and others. Excluding rubber compound & reclaimed rubber and synthetics rubber.

11. Stocks

This refers to stocks of rubber owned by establishments regardless where it is located i.e. inside or outside the factory. They include stocks of unprocessed/in process/processed rubber. Stocks are reported as at the beginning and the end of the month.

12. Prices

Average buyers' mid-day prices for rubber "F.O.B." in Kuala Lumpur. Data on prices are obtained from Malaysian Rubber Board (MRB).

13. Ownership

The ownership of an establishment is classified by the residential status of the owner(s) of the majority (more than 50 per cent) of the paid-up capital and not by their citizenship status.

14. Employment

(i) Malaysian resident is any individual, company or other organization ordinarily domiciled in Malaysia for a period of at least one year. Malaysian registered branches and incorporated subsidiaries of foreign based/origins are also regarded as residents.

(ii) Non-Malaysian resident is any individual, company or other organization ordinarily domiciled in a country other than Malaysia. Foreign branches and/or subsidiaries abroad owned by residents are also regarded as non-residents.

(iii) Joint-Ownership is any Malaysian residents and Non-Malaysian residents held equal shares in the business.

Total number of persons engaged

Number of persons working during December or the last pay period of the reference month.

Salaries & wages paid

Salaries & wages paid refer to cash payments, including bonuses, paid commissions, overtime wages, cost of living and allowances made to all employees during the reference year. While the employees' contributions to Employees' Provident Fund (EPF) and Social Security Organisation (SOCSO) is included. The employer's contributions are excluded. Allowances to working proprietor, working partners and unpaid family worker are also not included.

15. Rounding

The sum of the components may not add up to the totals in the tables presented in this publication due to rounding.

16. Notes and symbols

D.R.C	*Dry Rubber Content*
RM	*Ringgit Malaysia*
Kg/Ha	*Kilogram per hectare*
-	*Nil*

@StatsMalaysia