



MINISTRY OF ECONOMY
DEPARTMENT OF STATISTICS MALAYSIA

MEDIA STATEMENT

**EMPLOYMENT STATISTICS, MALAYSIA
FOURTH QUARTER OF 2025**

Malaysia's labour demand recorded the highest growth since Q1 2024, increasing 1.8 per cent year-on-year to 9.21 million jobs in Q4 2025.

PUTRAJAYA, 12TH FEBRUARY 2026 – Malaysia's labour demand recorded the highest growth since Q1 2024, increasing 1.8 per cent year-on-year to 9.21 million jobs in Q4 2025, the Department of Statistics Malaysia (DOSM) reported today in the release of **Employment Statistics, Fourth Quarter 2025**. These statistics were published in a report derived from Employment Survey conducted among registered private sector businesses. It presents the labour demand statistics, encompassing the number of jobs, filled jobs, job vacancies and jobs created indicators by skills category and economic activity.

Explaining the findings of the release today, the Chief Statistician Malaysia, Dato' Sri Dr. Mohd Uzir Mahidin said, "Malaysia's labour demand continued to expand in Q4 2025 with the number of jobs reported was 9.21 million, up by 1.8 per cent year-on-year (Q4 2024: 9.05 million). This expansion was underpinned by comprehensive fiscal support from the government aimed at stimulating economic activity through policy initiatives. Filled jobs accounted for 97.8 per cent of total jobs, while vacancies made up the remaining 2.2 per cent. Meanwhile, there were a total of 32.1 thousand new jobs created during this quarter."

The number of filled jobs has consistently edged up to 9.02 million, the highest recorded in the series, marking a 1.8 per cent year-on-year growth (Q4 2024: 8.86 million). All sectors contributing positively to the overall growth, led by the Services sector at 2.6 per cent. This sector also dominated filled jobs, accounting for 53.1 per cent or 4.80 million filled jobs, followed by Manufacturing (26.9%: 2.42 million) and Construction (13.9%: 1.25 million) sectors. By skills category, semi-skilled category emerged as largest contributor with 62.3 per cent (5.62 million) while skilled and low-skilled categories followed with 25.3 per cent (2.27 million) and 12.4 per cent (1.12 million), respectively.

Further elaborating the performance of job vacancies, the Chief Statistician stated that they surged by 2.4 per cent (+4.6 thousand) year-on-year, totaling to 198.1 thousand vacancies (Q4 2024: 193.6 thousand). Looking at the composition by economic activity, Manufacturing sector held the highest number of vacancies available at 115.8 thousand (58.4%), primarily in the Electrical, electronic and optical products (35.7 thousand) and Petroleum, chemical, rubber and plastic products (20.5 thousand) sub-sectors. Additionally, Agriculture and Services sectors recorded 32.0 thousand (16.2%) and 25.0 thousand (12.6%) vacancies respectively. By skills category, over half of the job vacancies were in the by semi-skilled category, accounting for 56.2 per cent (111.3 thousand). Meanwhile, the skilled and low-skilled categories comprised the remaining shares at 24.6 per cent (48.7 thousand) and 19.2 per cent (38.2 thousand), respectively.

Highlighting the performance of jobs created, a total of 32.1 thousand jobs were created, indicating a 2.2 per rise cent year-on-year (Q4 2024: 31.5 thousand). Malaysia's ongoing expansion of data centers not only strengthens the construction sector but also supports the nation's transition toward a high-value digital labour economy, potentially encouraging the growth of new skilled jobs. Disaggregating the jobs created by economic activity, Services sector dominated with a total of 15.4 thousand new jobs (47.9%), mainly in the Wholesale and retail trade sub-sector with 9.3 thousand jobs created. Simultaneously, the Manufacturing and Construction sectors posted the creation of 12.1 thousand (37.7%) and 3.1 thousand (9.6%) new jobs respectively. By skills category, majority of jobs created were in the semi-skilled category at 64.5 per cent (20.7 thousand), followed by skilled category at 25.1 per cent (8.1 thousand). The remaining 10.4 per cent (3.4 thousand) were in the low-skilled category. Looking at the performance of 2025, total jobs created increased by 1.8 per cent to 129.6 thousand new jobs, up from 127.2 thousand in 2024.

Concluding his statement, Dato' Sri Dr Mohd Uzir Mahidin stated that Malaysia experienced a steady labour market growth during this quarter. This development is further supported by the increasing number of employed persons, as reported in the Labour Force Statistics, Malaysia Fourth Quarter 2025 which rose by 3.3 per cent year-on-year. Sustained growth in the country's labour demand underscores continued a robust workforce growth, establishing a pathway towards Malaysia's economic transformation under the 13th Malaysia Plan (13MP). The plan outlines Malaysia's goal of becoming a high-income, innovation-driven nation, with key focus areas including sustainable workforce development, creation of new jobs, and enhancement of digital and green skills.

The Department of Statistics Malaysia (DOSM) is conducting the **Economic Census 2026 (BE2026)**, with themed “**Data Nadi Ekonomi Rakyat**”. The sixth Economic Census, will be carried out from **5th January to 31st October 2026**. BE2026 aims to collect comprehensive and structured data from all registered and unregistered business establishments in Malaysia to assess the nation’s economic performance, structure and characteristics in an evidence-based manner.

Malaysia has, for the first time, successfully secured the **top position** globally in the biennial **Open Data Inventory (ODIN) 2024/25** report released by Open Data Watch (ODW), surpassing 197 other countries. This achievement marks a significant leap from its 67th position in the ODIN 2022/23 assessment.

OpenDOSM NextGen is a medium that provides data catalogue and visualisations to facilitate users' analysis and can be accessed through <https://open.dosm.gov.my>.

MyLabourHub is a comprehensive platform that integrates institutions, data and technology to deliver relevant, accurate and accessible labour market information. Access the labour market data for Malaysia at <https://mylabourhub.dosm.gov.my>.

Chart 1: Jobs, Rate of Filled Jobs and Rate of Vacancies, Q4 2022 - Q4 2025

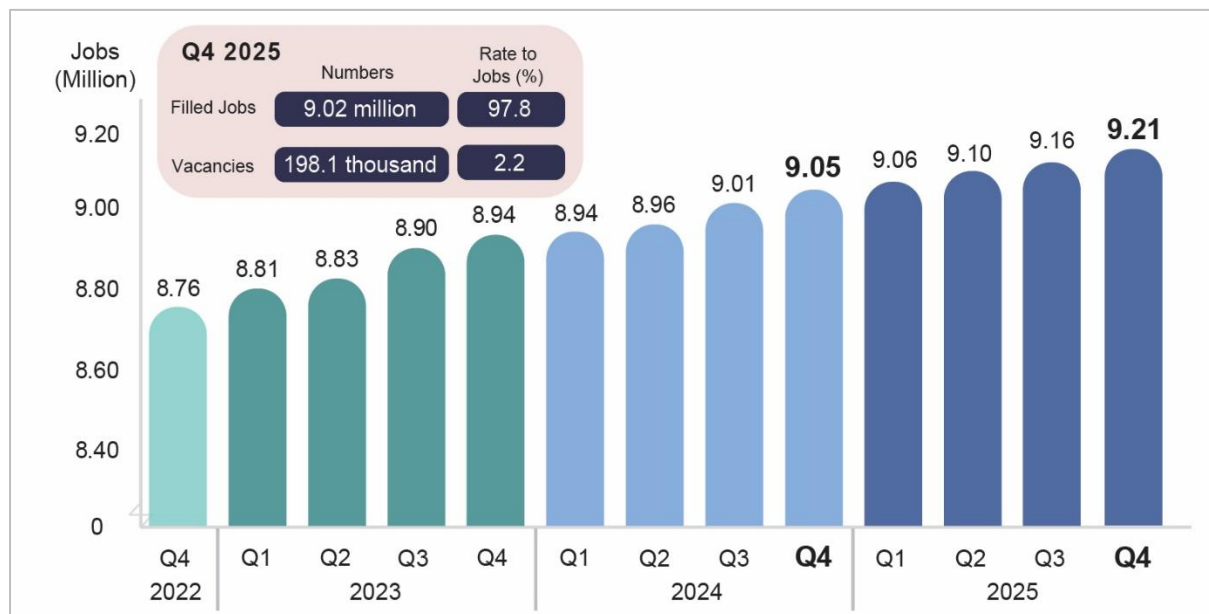


Chart 2: Jobs Created, Q4 2022 - Q4 2025

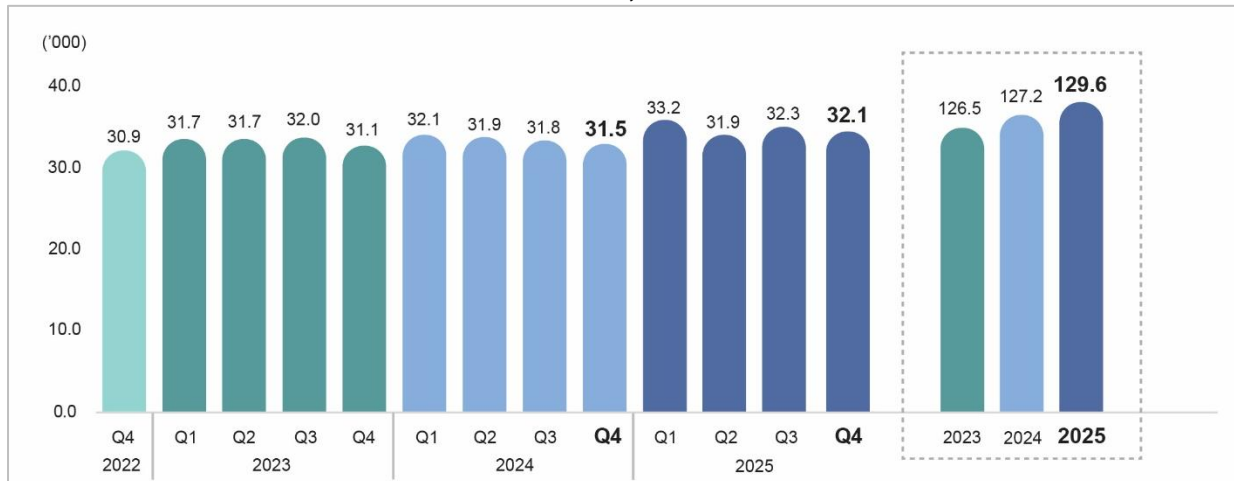


Exhibit 1: Labour Demand by Economic Activity, Q4 2025 (% Share)

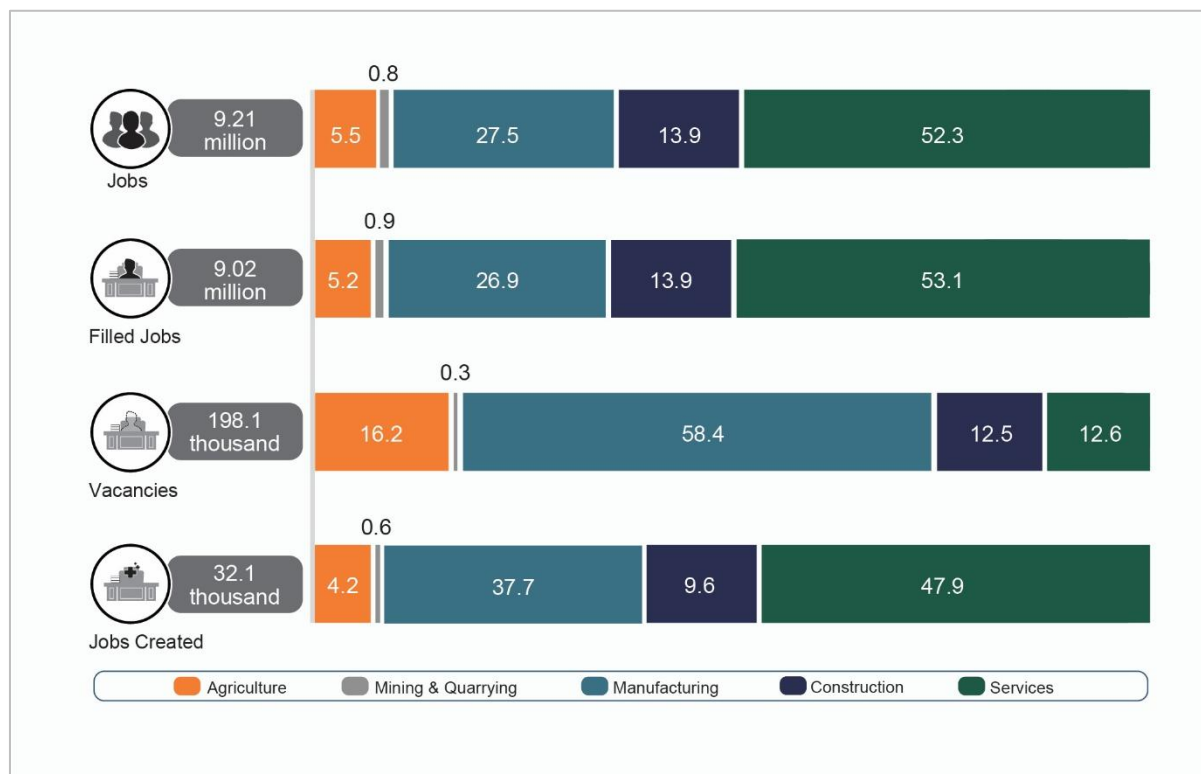
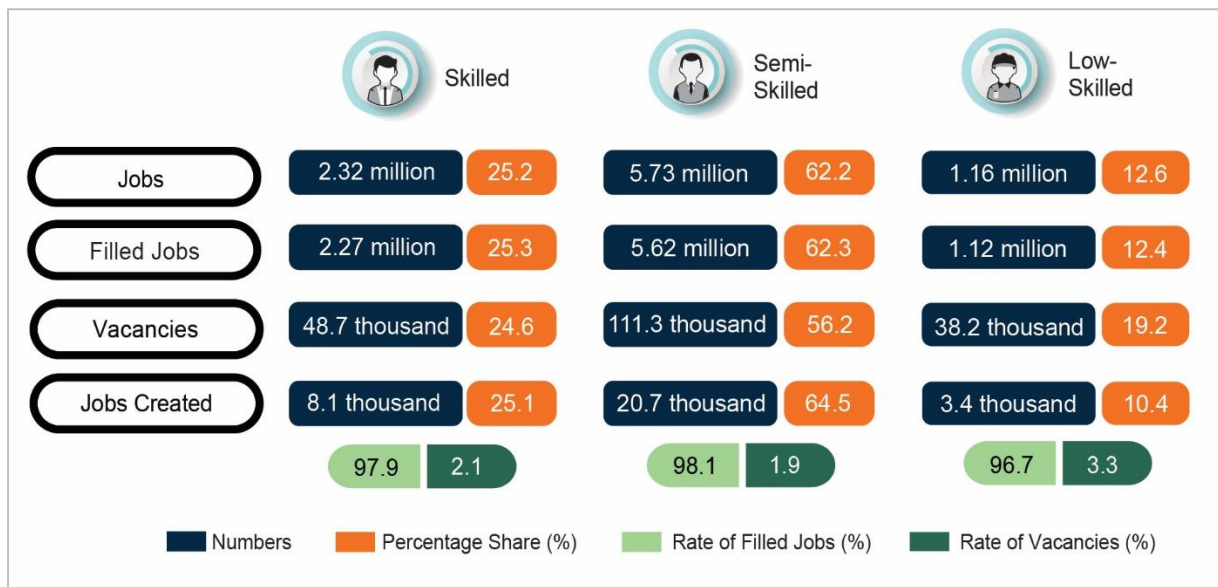


Exhibit 2: Labour Demand by Skills Category, Q4 2025



Released by:

THE OFFICE OF CHIEF STATISTICIAN MALAYSIA
DEPARTMENT OF STATISTICS MALAYSIA
12 FEBRUARY 2026