



MINISTRY OF ECONOMY
DEPARTMENT OF STATISTICS MALAYSIA

MEDIA STATEMENT

MONTHLY MANUFACTURING STATISTICS, MALAYSIA, NOVEMBER 2025

Sales in the Manufacturing sector expanded 4.6 per cent, stood at RM169.4 billion in November 2025

PUTRAJAYA, JANUARY 9, 2026 – The Manufacturing sector posted sales of RM169.4 billion in November 2025, expanded 4.6 per cent (October 2025: 6.3%). The Department of Statistics, Malaysia (DOSM) reported today in the release of **Monthly Manufacturing Statistics, Malaysia, November 2025**.

Commenting on the latest Manufacturing sales performance, Dato' Sri Dr. Mohd Uzir Mahidin, Chief Statistician Malaysia said, "The growth in sales value within the Manufacturing sector was mainly contributed by the Electrical & electronics products sub-sector, surged 10.8 per cent in November 2025 (October 2025: 11.6%). The growth was further supported by the Food, beverages & tobacco and the Non-metallic mineral products, basic metal & fabricated metal products sub-sectors, which rose by 7.7 per cent (October 2025: 11.3%) and 3.4 per cent (October 2025: 4.6%), respectively. In comparison by month-on-month, sales value declined 1.3 per cent, from RM171.6 billion recorded in October 2025."

Sales value growth in the export-oriented industries which accounting for 70.7 per cent of total sales, improved by 4.6 per cent in November 2025 (October 2025: 6.9%). The performance was primarily influenced by the increase in the Manufacture of computer, electronics & optical products by 11.1 per cent (October 2025: 12.1%). Meanwhile, the Manufacture of electrical equipment also increased by 10.8 per cent (October 2025: 9.3%) and the Manufacture of vegetable & animal oils & fats which grew by 6.5 per cent (October 2025: 12.9%). On a month-on-month comparison, the growth of export-oriented industries dropped 2.9 per cent (October 2025: 0.8%).

Likewise, the domestic-oriented industries increased 4.6 per cent in November 2025, after registered 4.8 per cent a month ago. The performance was supported by robust growth in the Manufacture of food processing products with 8.9 per cent in November 2025 (October 2025: 8.5%), as well as in the Manufacture of basic metals (4.5%) and Manufacture of fabricated metal products, except machinery & equipment (4.1%). Furthermore, the domestic-oriented industries increased 2.8 per cent as compared to the preceding month.

Commenting on the number of employees, the Chief Statistician Malaysia stated, “A total of 2.4 million employees were recorded in this sector during November 2025, augmented by 0.8 per cent (October 2025: 1.1%). The augmentation was mainly driven by the Food, beverages & tobacco (1.7%); Electrical & electronics products (1.3%); and Non-metallic mineral products, basic metal & fabricated metal products (1.0%). On a month-on-month basis, the number of employees in this sector decreased by 0.2 per cent.

Correspondingly, the salaries & wages paid in the Manufacturing sector also posted an expansion of 1.9 per cent (October 2025: 2.4%), amounted to RM8.46 billion in November 2025. In addition, the salaries & wages paid decreased 0.3 per cent compared to RM8.48 billion recorded in the preceding month. Subsequently, the sales value per employee registered at RM69,949 (3.7%), while the average salaries & wages per employee was RM3,492, increased by 1.1 per cent year-on-year.”

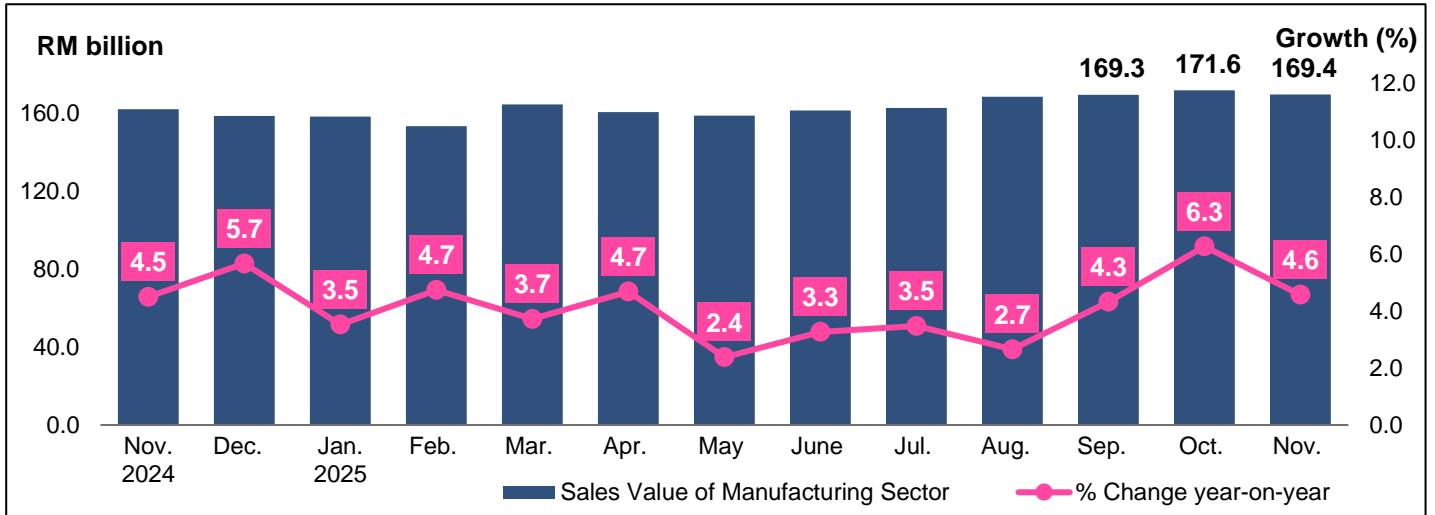
Concluding his statement, the Chief Statistician said, “For the period of January to November 2025, the Manufacturing sector recorded cumulative sales of RM1.8 trillion, grew 4.0 per cent as compared to the same period of 2024 (January – November 2024: 4.5%). The number of employees upticked by 0.8 per cent to 2.4 million persons, while salaries & wages increased by 1.9 per cent to RM92.1 billion. Moreover, the sales value per employee stood at RM742,017, grew 3.1 per cent.”

The Department of Statistics Malaysia (DOSM) is conducting the Economic Census 2026 (BE2026), themed “Data Nadi Ekonomi Rakyat”. The sixth Economic Census, running from 5th January to 31st October 2026. BE2026 aims to collect comprehensive, structured data from all registered and unregistered business establishments in Malaysia to assess the nation’s economic performance, structure and characteristics in an evidence-based manner.

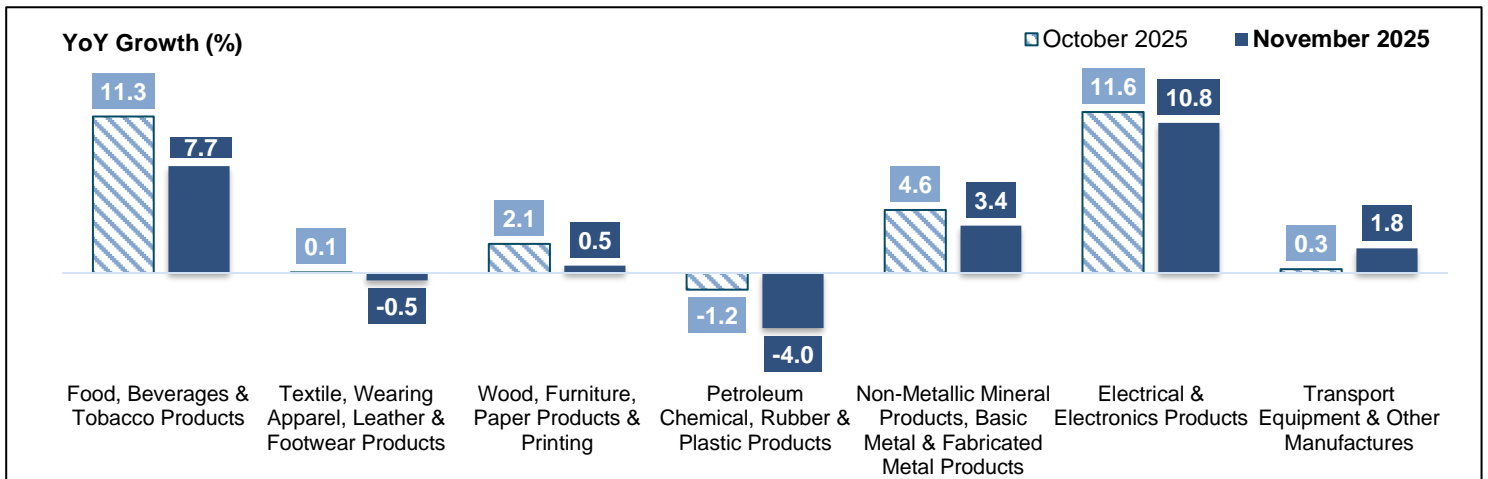
Malaysia has, for the first time, successfully secured the top position globally in the biennial Open Data Inventory (ODIN) 2024/25 report released by Open Data Watch (ODW), surpassing 197 other countries. This achievement marks a significant leap from its 67th position in the ODIN 2022/23 assessment.

OpenDOSM NextGen is a medium that provides data catalogue and visualisations to facilitate users' analysis and can be accessed through <https://open.dosm.gov.my>.

**Chart 1: Sales Value of the Manufacturing Sector, Malaysia
November 2024 – November 2025**



**Chart 2: Growth of Manufacturing Sales Value by Sub-sector, Malaysia,
October and November 2025**



**Chart 3: Sales Value of the Export and Domestic-oriented Industries for
Manufacturing Sector, Malaysia, November 2024 – November 2025**

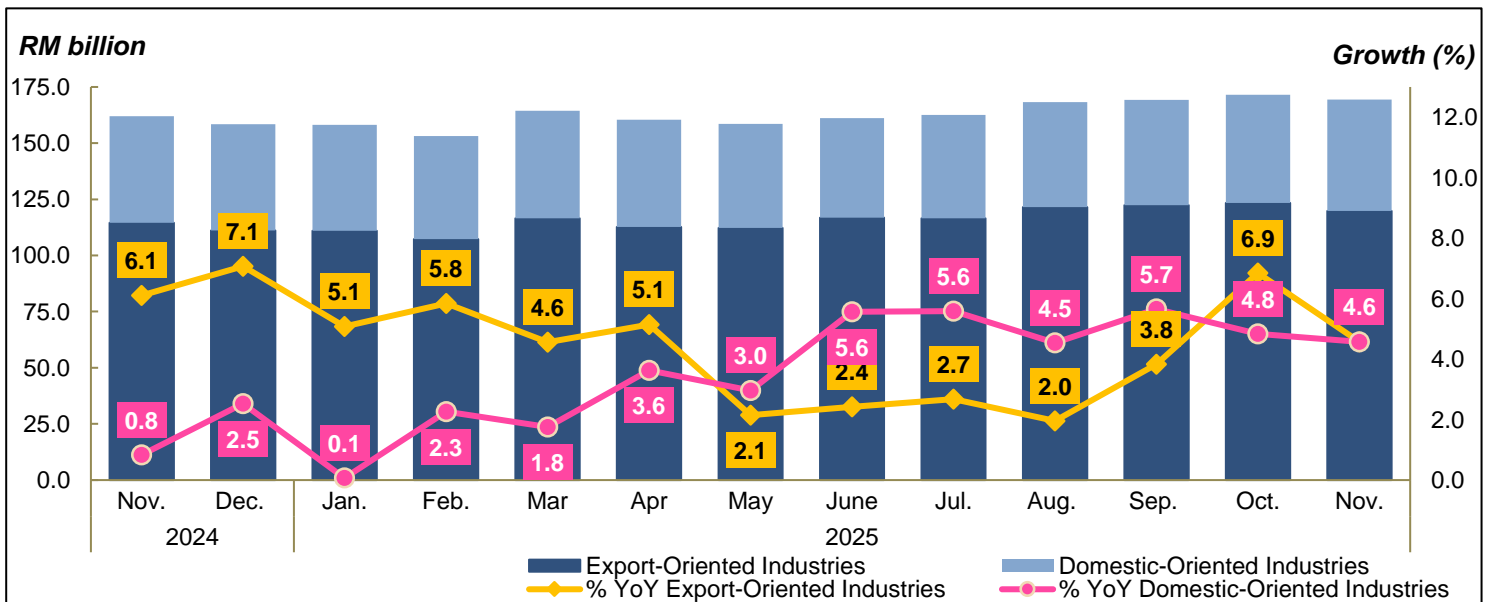
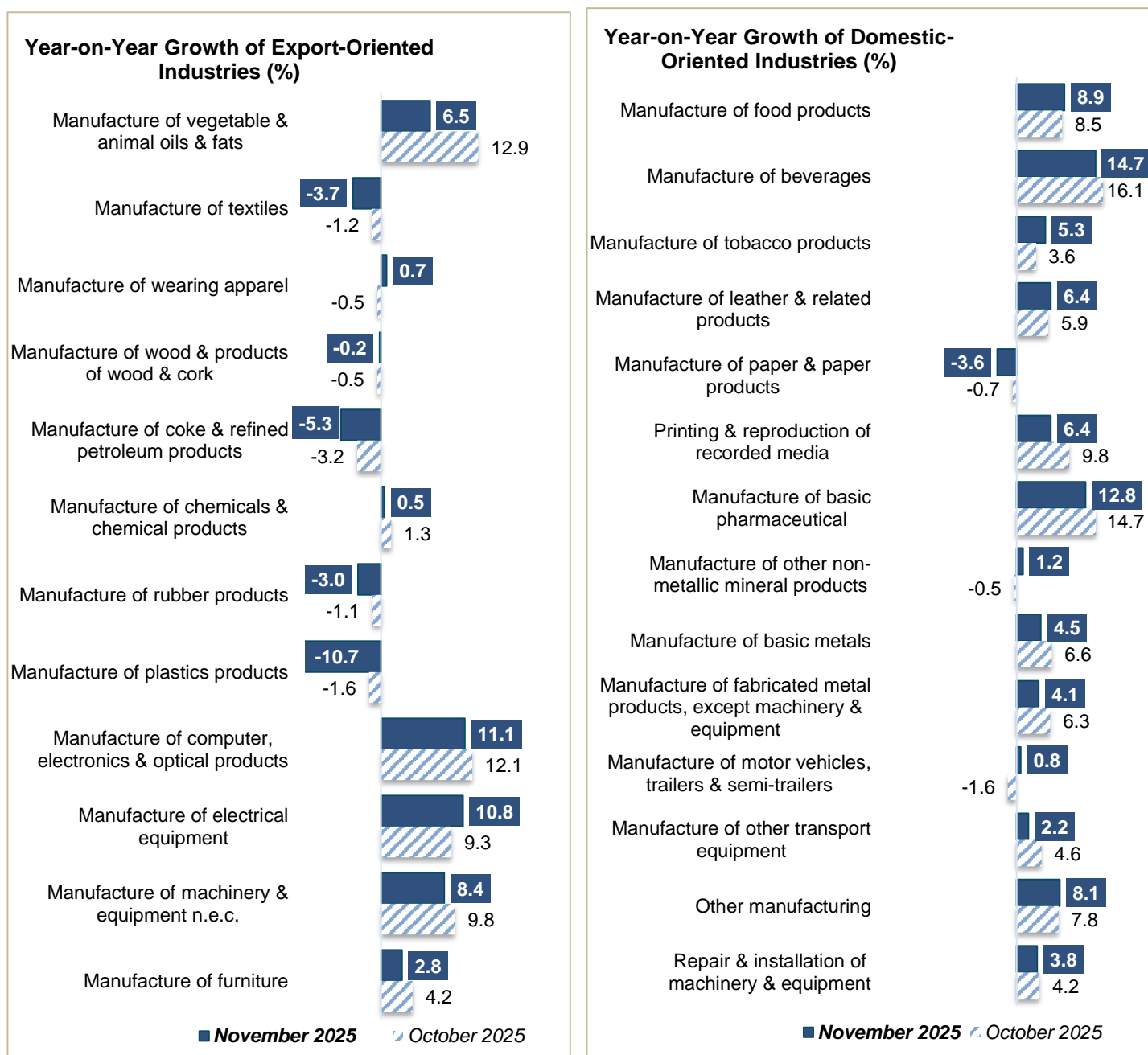


Chart 4: Sales Value of Manufacturing Export and Domestic-Oriented Groups, October and November 2025



Released by:
THE OFFICE OF CHIEF STATISTICIAN MALAYSIA
DEPARTMENT OF STATISTICS MALAYSIA
9 JANUARY 2026