

Embargo: Only to be published or disseminated at 1200 hour, Thursday, September 11th 2025

MEDIA STATEMENT



**MINISTRY OF ECONOMY
DEPARTMENT OF STATISTICS MALAYSIA**

Block C6 & C7, Complex C,
Federal Government Administrative Centre, Precinct 1,
62514 Federal Territory of Putrajaya
Telephone : 03 - 8090 4681

INDEX OF INDUSTRIAL PRODUCTION MALAYSIA JULY 2025

***Malaysia's Industrial Production Index improved to 4.2 per cent
in July 2025, propelled by acceleration in the
Manufacturing and Mining sectors***

PUTRAJAYA, SEPTEMBER 11, 2025 – *The Industrial Production Index improved to 4.2 per cent year-on-year in July 2025, propelled by acceleration in the Manufacturing and Mining sectors. The Department of Statistics, Malaysia (DOSM) reported today in the release of the **Industrial Production Index (IPI), Malaysia, July 2025**. This publication presents IPI statistics, consisting of three sectors namely Mining, Manufacturing and Electricity.*

Commenting on the report, Dato' Sri Dr. Mohd Uzir Mahidin, the Chief Statistician said, "The Industrial Production Index rose at 4.2 per cent in July 2025 after recording a modest growth of 2.9 per cent in the preceding month. The expansion was primarily induced by Manufacturing sector, which increased by 4.4 per cent (June 2025: 3.6%), while the Mining sector rebounded to 4.3 per cent (June 2025: -0.01%). Moreover, the Electricity sector grew by 1.6 per cent, remaining positive albeit at a slower rate compared to 2.3 per cent in June 2025. In comparison with the preceding month, the IPI edged down to negative growth of 0.3 per cent, in contrast to the positive 7.5 per cent recorded in the previous month."

The Chief Statistician further commented, “The increase in Manufacturing output in July 2025 was supported by higher production in export-oriented industries by 4.1 per cent as against 2.9 per cent recorded in June 2025. This upturn was primarily led by the Manufacture of computer, electronics & optical products; and the Manufacture of machinery & equipment n.e.c., which registered increases of 8.5 per cent and 10.2 per cent, respectively. Furthermore, the Manufacture of furniture experienced a surge of 11.1 per cent during the month. The year-on-year expansion mirrored the country's manufactured goods export performance improved with a smaller decline of 1.5 per cent in July 2025. On a month-on-month comparison, the export-oriented industries fell by 2.2 per cent as against positive growth at 11.9 per cent in June 2025.

In the meantime, the domestic-oriented industries remained stable at 5.0 per cent as opposed to the increase of 5.1 per cent recorded in June 2025. The sustained growth was contributed by the positive momentum recorded in all sub-sectors except for Manufacture of paper & paper products which posted a decrease of 2.1 per cent in July 2025. The manufacturing output related to construction activities namely the Manufacture of basic metals; and Manufacture of fabricated metal products, except machinery & equipment increased by 7.4 per cent and 4.1 per cent, respectively. In comparison with June 2025, the domestic oriented industries turned around to 1.0 per cent as compared to negative 3.1 per cent registered in the previous month.”

Dato' Sri Dr. Mohd Uzir Mahidin also added, “The production of Mining sector in July 2025 picked up by 4.3 per cent, underpinned by increase in both components where Crude Oil & Condensate index rebounded by 1.0 per cent (June 2025: -3.2%), followed by the Natural Gas index expanded further by 6.8 per cent (June 2025: 2.3%). As compared to the previous month, the Mining index moderated to a positive 2.2 per cent, down from the positive growth of 15.8 per cent recorded in June 2025. Meanwhile, Electricity generation grew by 1.6 per cent year-on-year in July 2025 (June 2025: 2.3%). On a month-on-month comparison, the Electricity index rebounded to a positive 5.5 per cent (June 2025: -4.6%).”

Looking at the performance of several countries, the IPI was increased further in United States (1.4%), South Korea (5.0%) and Vietnam (11.8%). Conversely, Japan and Thailand experienced a decline of 0.9 per cent and 4.0 per cent respectively in July 2025.

Concluding his statement on the IPI performance for the first seven months of 2025, the Chief Statistician said, “The IPI grew at a slower rate of 2.4 per cent as compared to the same period of the previous year (January - July 2024: 4.0%), influenced by the Manufacturing index (4.1%). Conversely, the Mining index and Electricity index recorded a decreased at 3.2 and 0.4 per cent, respectively.”

ASEAN-Malaysia 2025 Chairmanship: The Department of Statistics Malaysia (DOSM) will chair the 15th ASEAN Community Statistical System Committee (ACSS15) which aims to

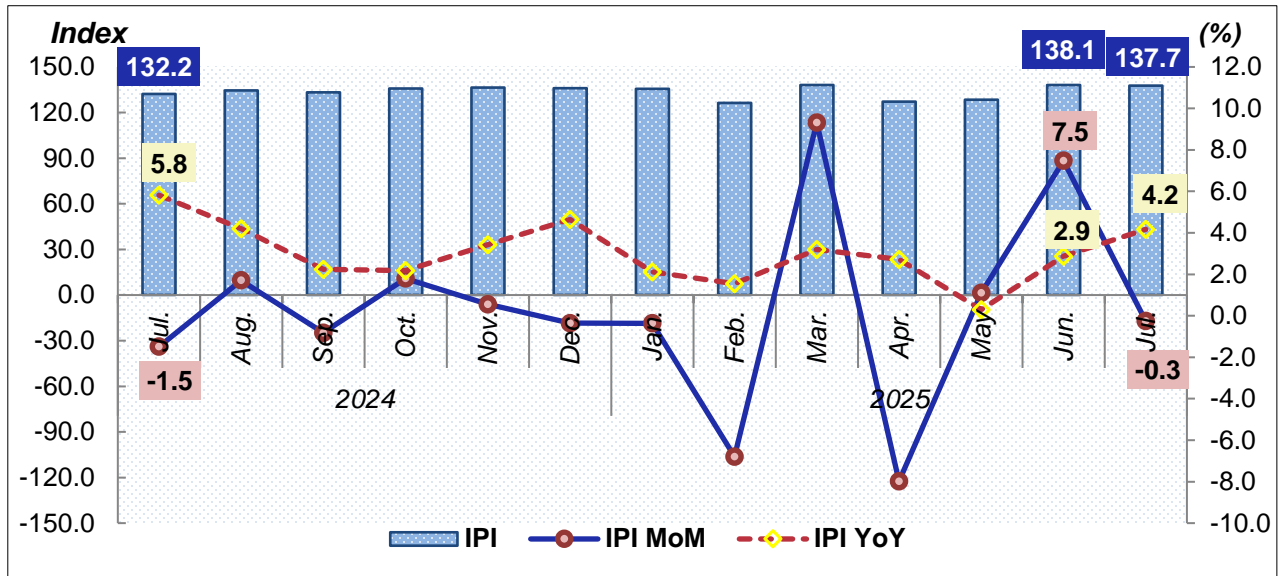
strengthen the statistical cooperation towards sustainable regional development.

Malaysia, for the first time, ranked as number one (1) globally in the biennial Open Data Inventory (ODIN) 2024/25 report released by Open Data Watch (ODW), surpassing 197 other countries. This achievement marks a significant leap from its 67th position in the ODIN 2022/23 assessment.

The Government of Malaysia has declared October 20th as National Statistics Day (MyStats Day), with the theme 'Statistics is the Essence of Life'. Meanwhile, the Fourth World Statistics Day will be celebrated on 20th October 2025, with the theme 'Driving Change with Quality Statistics and Data for Everyone'.

OpenDOSM NextGen is a medium that provides data catalogue and visualisations to facilitate users' analysis and can be accessed through <https://open.dosm.gov.my>.

**Chart 1: Industrial Production Index, Malaysia,
July 2024 – July 2025**



**Chart 2: Industrial Production Index and Its Components, Malaysia
July 2024 – July 2025**

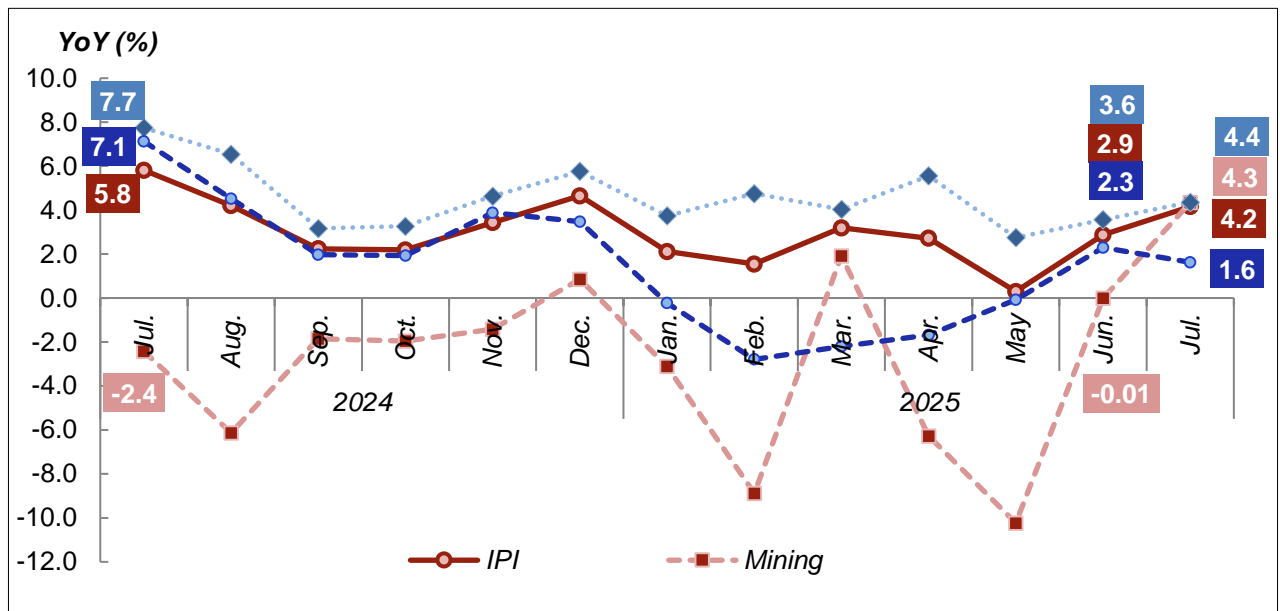


Chart 3: Manufacturing Index Growth by Sub-sector, Malaysia, June 2025 and July 2025

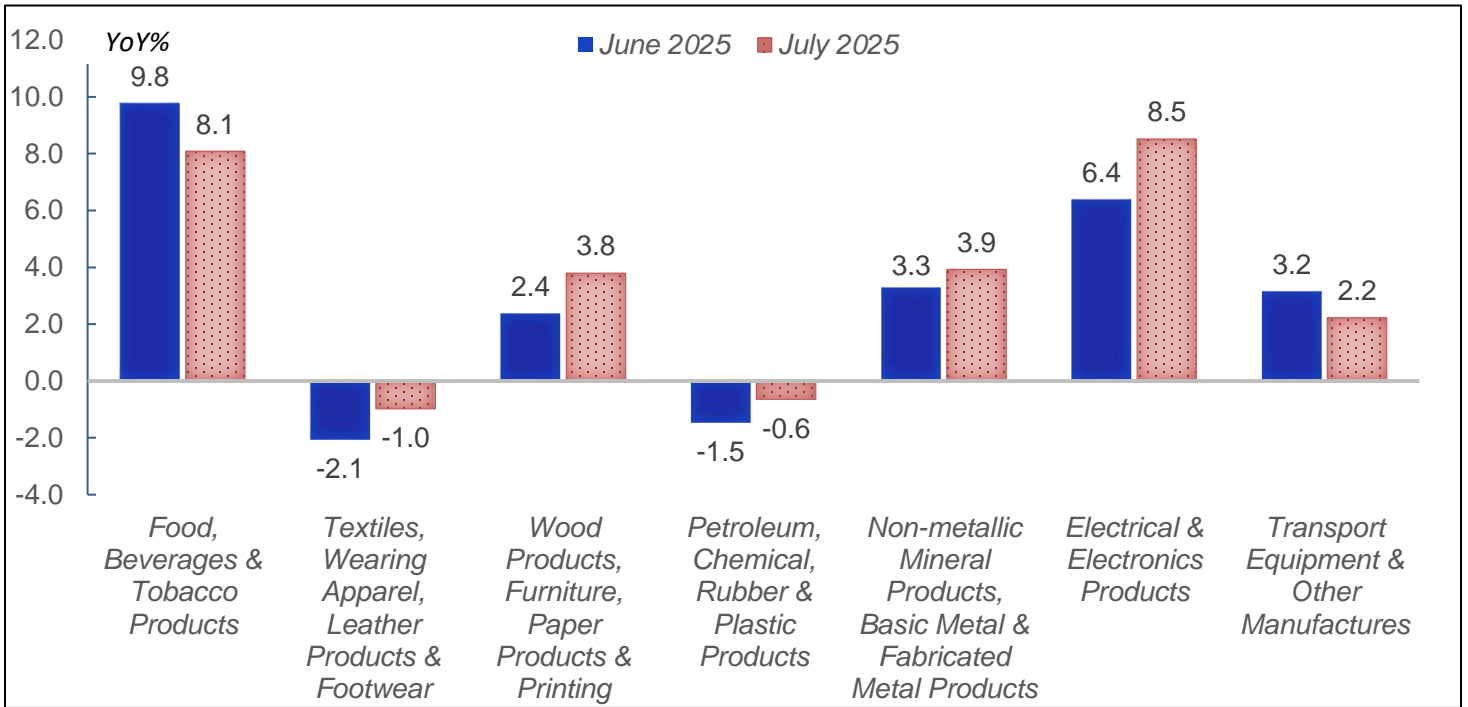


Chart 4: Manufacturing Index by Export and Domestic Oriented Industries, Malaysia, July 2024 – July 2025

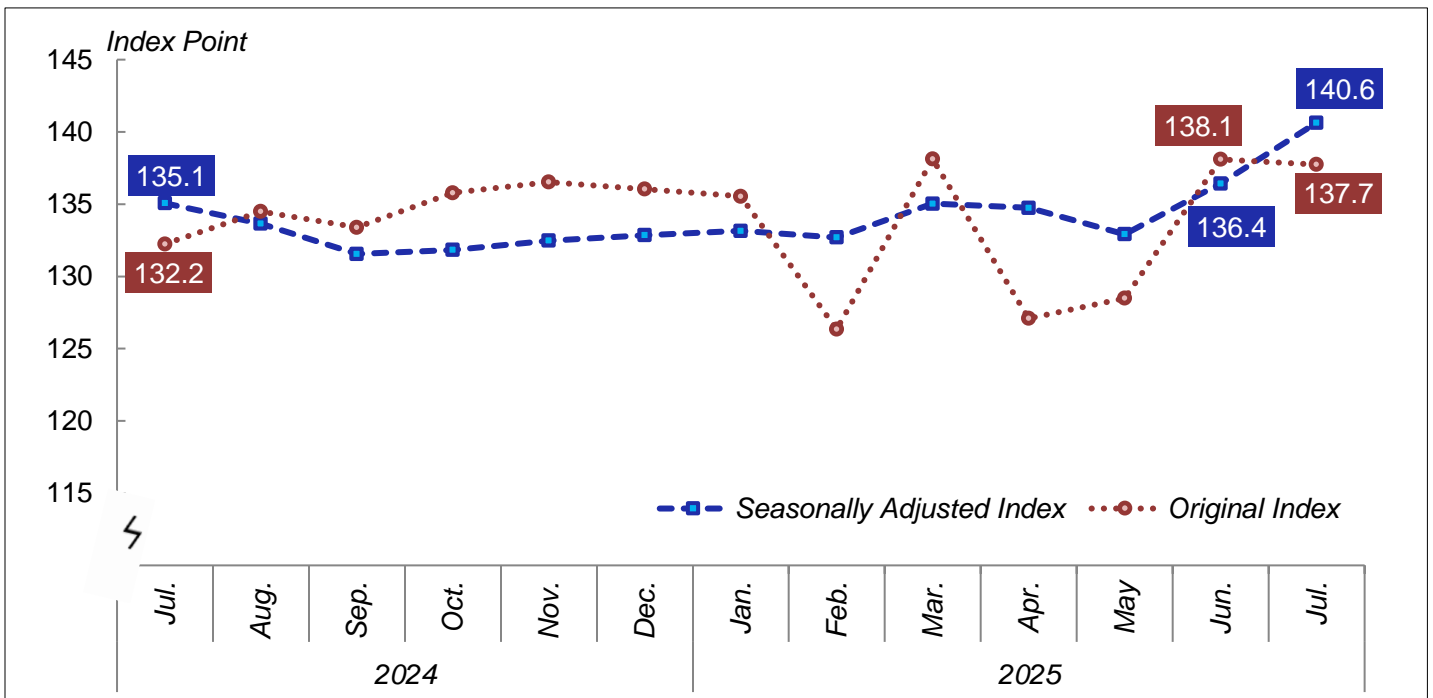


Chart 5: Manufacturing Export-Oriented by Group, Malaysia, June 2025 and July 2025

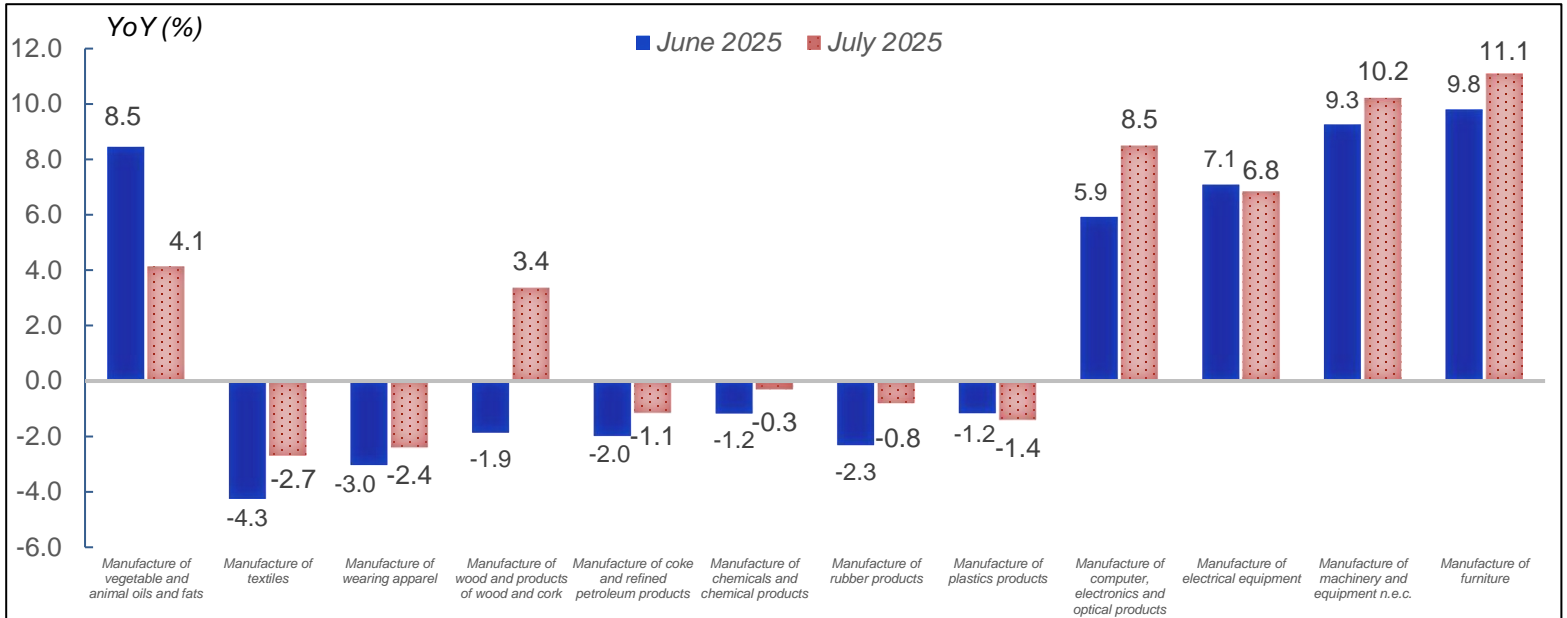
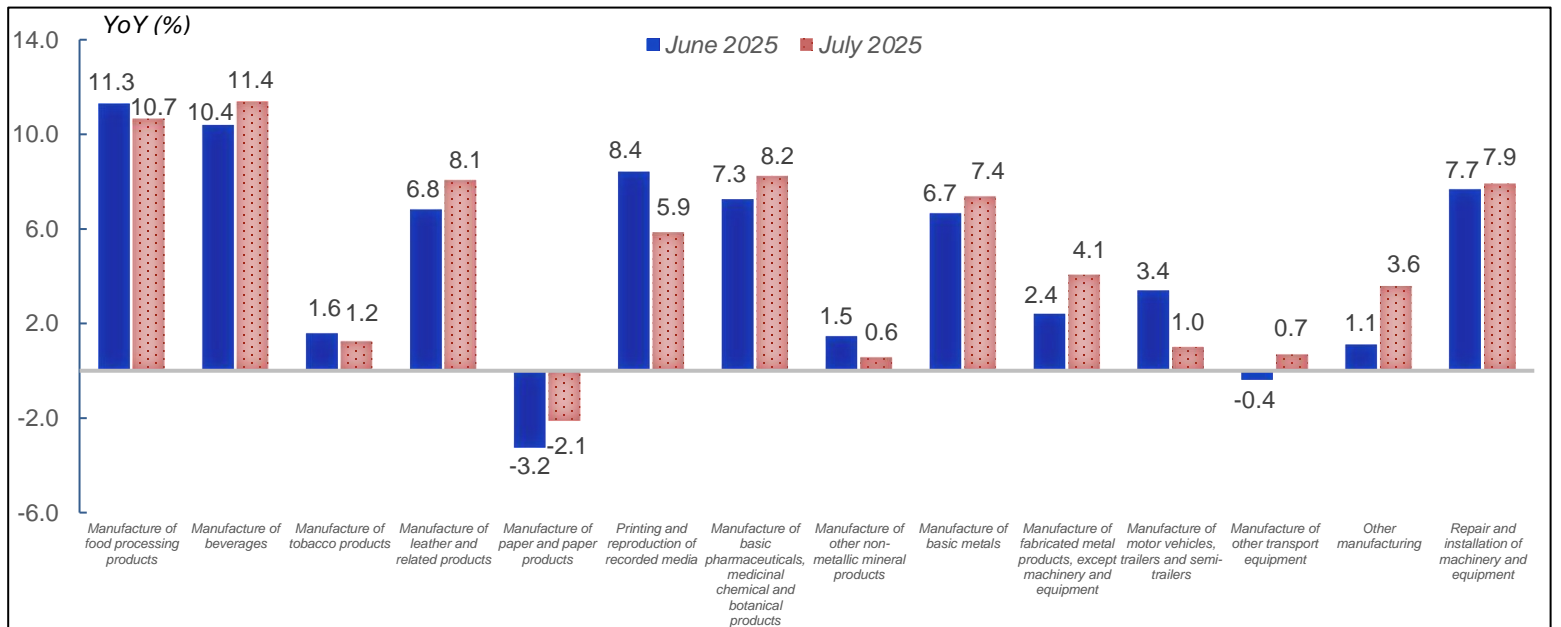


Chart 6: Manufacturing Domestic-Oriented by Group, Malaysia, June 2025 and July 2025



Released by:

THE OFFICE OF CHIEF STATISTICIAN MALAYSIA
DEPARTMENT OF STATISTICS MALAYSIA
11 SEPTEMBER 2025