

Embargo: Only to be published or disseminated at 1200 hour, Friday, July 11th 2025



MEDIA STATEMENT

**MINISTRY OF ECONOMY
DEPARTMENT OF STATISTICS MALAYSIA**

Block C6 & C7, Complex C,
Federal Government Administrative Centre, Precinct 1,
62514 Federal Territory of Putrajaya
Telephone : 03 - 8090 4681

INDEX OF INDUSTRIAL PRODUCTION MALAYSIA MAY 2025

***The Industrial Production Index rose 0.3 per cent in May 2025,
induced by steady output growth at 2.8 per cent in the
Manufacturing sector***

PUTRAJAYA, JULY 11, 2025 – *The Industrial Production Index rose 0.3 per cent year-on-year in May 2025, induced by steady output growth at 2.8 per cent in the Manufacturing sector. The Department of Statistics, Malaysia (DOSM) reported today in the release of the **Industrial Production Index (IPI), Malaysia, May 2025**. This publication presents IPI statistics, consisting of three sectors namely Mining, Manufacturing and Electricity.*

Commenting on the report, Dato' Sri Dr. Mohd Uzir Mahidin, the Chief Statistician said, "The Industrial Production Index remained positive albeit at a slower rate of 0.3 per cent in May 2025 as compared to 2.7 per cent in the preceding month. The moderation was primarily attributed to the slower output growth in the Manufacturing sector, which grew by 2.8 per cent (April 2025: 5.6%), while the Electricity sector rebounded to 0.4 per cent (April 2025: -1.7%). Nevertheless, the Mining sector plummeted further by 10.2 per cent (April 2025: -6.3%). In comparison with the preceding month, the IPI turnaround to positive growth of 1.1 per cent, in contrast to the negative 8.0 per cent recorded in the previous month."

The Chief Statistician further commented, “In May 2025, the export-oriented industries slowed down to 2.9 per cent after registering an increase of 6.4 per cent in the previous month. The slower growth mainly due to the decrease in the Manufacture of coke & refined petroleum products which registered a decreased of 4.8 per cent. This was in tandem with the decline of country's manufactured goods exports at 5.0 per cent in May 2025 after experiencing positive growth in the preceding month. On the contrary, the Manufacture of vegetable and animal oils & fats registered a double-digit growth of 15.9 per cent in May 2025. Furthermore, the Manufacture of computer, electronics & optical products and Manufacture of machinery & equipment n.e.c. also supported the growth of Manufacturing sector at 6.0 per cent and 5.7 per cent respectively. On a month-on-month basis, export-oriented industries turned upward by 5.3 per cent as againsts negative 10.2 per cent in April 2025.

In the meantime, the domestic-oriented industries grew modestly by 2.6 per cent as opposed to the increase of 3.9 per cent recorded in April 2025. The slower growth was attributable to a decline of 10.1 per cent in the Manufacture of motor vehicles, trailers & semi-trailers. In contrast, there was an increase in the production of Manufacture of food processing products at 10.3 per cent. Additionally, the manufacturing output related to construction activities namely the Manufacture of fabricated metal products, except machinery & equipment increased by 3.7 per cent in May 2025. In comparison with April 2025, the domestic-oriented industries rose to 1.0 per cent as compared to 0.3 per cent registered in the previous month.

Dato' Sri Dr. Mohd Uzir Mahidin also added, “The growth of output in the Mining sector went down by 10.2 per cent in May 2025 (April 2025: -6.3%) as a consequence of a decrease further in Natural Gas and Crude Oil & Condensate production at negative 16.6 per cent and negative 1.6 per cent respectively. As compared to April 2025, the Mining index dipped by 12.8 per cent after experiencing a negative growth of 13.9 per cent in the preceding month. Meanwhile, the generation of Electricity went up by 0.4 per cent (April 2025: -1.7%) year-on-year in May 2025. On a month-on-month basis, the Electricity index rebounded by 7.9 per cent (April 2025: -3.2%).”

Looking at the performance of several countries, the IPI was slightly grew in China (5.8%), United States (0.6%), Singapore (3.9%), South Korea (0.2%), Taiwan (22.6%), Vietnam (11.0%), and Thailand (1.9%). Conversely, Japan experienced a decline of 1.8 per cent in IPI in May 2025.

Concluding his statement on the IPI performance for the first five months of 2025, the Chief Statistician said, “The IPI grew at a slower rate of 2.0 per cent as compared to the same period of the previous year (January - May 2024: 3.4%), influenced by the Mining index (-5.1%); and Electricity index (-1.3%). Conversely, the Manufacturing index registered an increased at 4.1 per cent.”

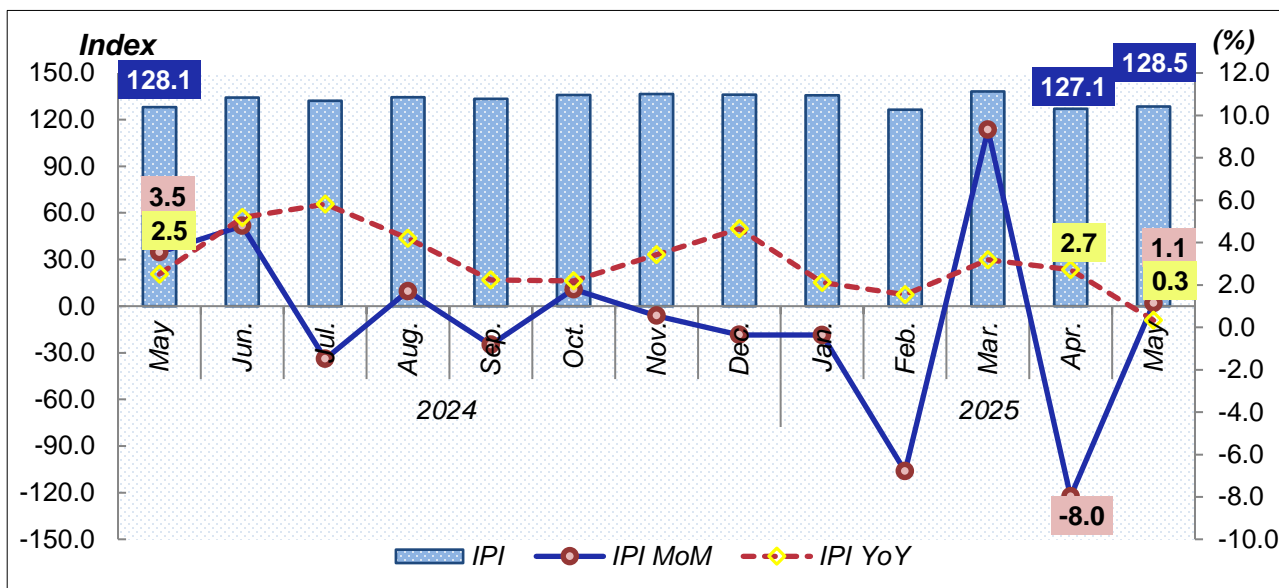
ASEAN-Malaysia 2025 Chairmanship: The Department of Statistics Malaysia (DOSM) will chair the 15th ASEAN Community Statistical System Committee (ACSS15) which aims to strengthen the statistical cooperation towards sustainable regional development.

Malaysia has, for the first time, successfully secured the top position globally in the biennial Open Data Inventory (ODIN) 2024/25 report released by Open Data Watch (ODW), surpassing 198 other countries. This achievement marks a significant leap from its 67th position in the ODIN 2022/23 assessment.

The Government of Malaysia has declared October 20th as National Statistics Day (MyStats Day), with the theme 'Statistics is the Essence of Life'. Meanwhile, the Fourth World Statistics Day will be celebrated on 20th October 2025, with the theme 'Driving Change with Quality Statistics and Data for Everyone'.

OpenDOSM NextGen is a medium that provides data catalogue and visualisations to facilitate users' analysis and can be accessed through <https://open.dosm.gov.my>.

**Chart 1: Industrial Production Index, Malaysia,
May 2024 – May 2025**



**Chart 2: Industrial Production Index and Its Components, Malaysia
May 2024 – May 2025**

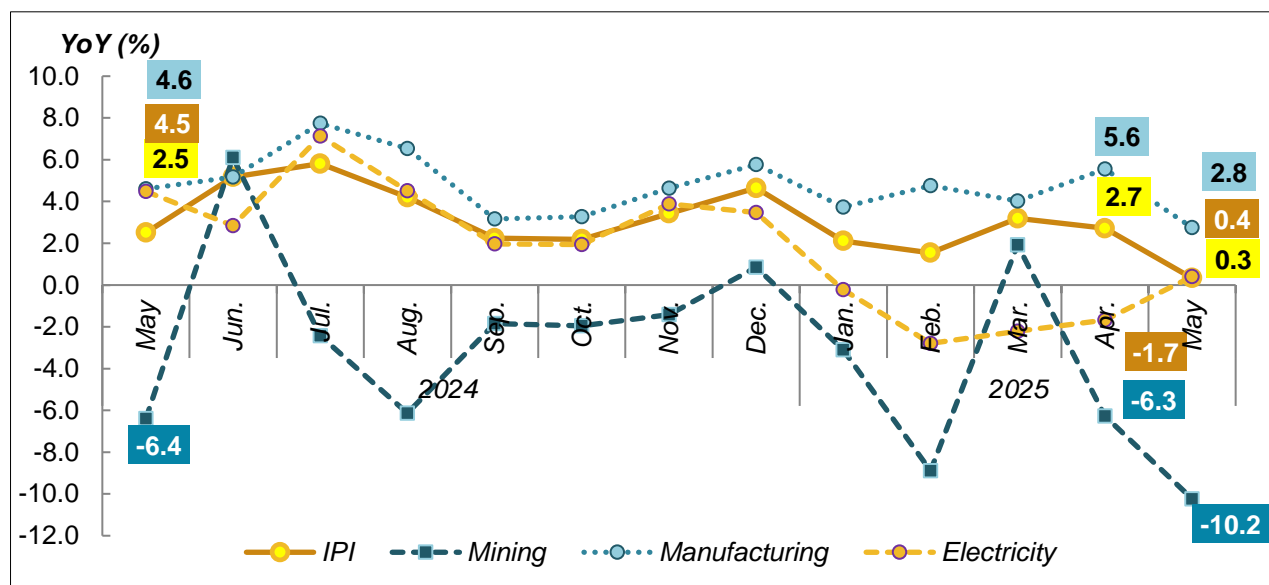


Chart 3: Manufacturing Index Growth by Sub-sector, Malaysia, April 2024 and May 2024

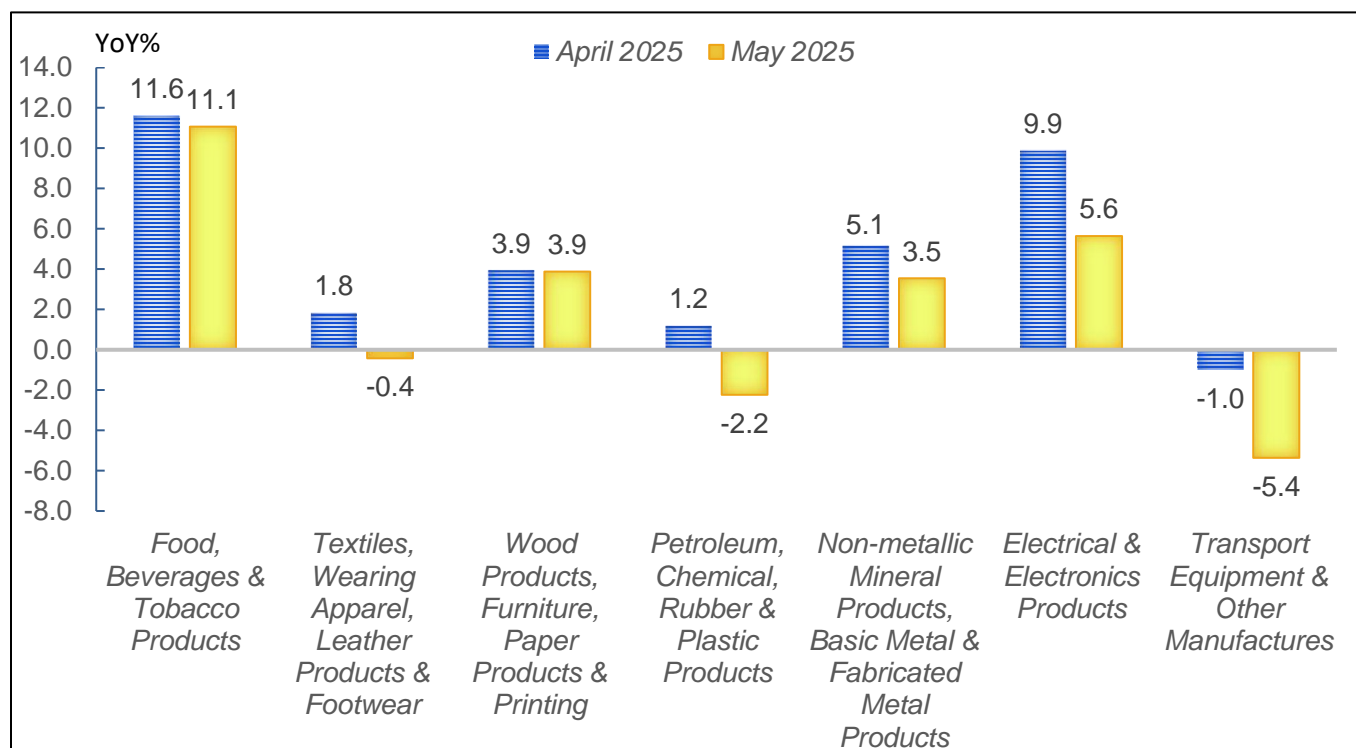
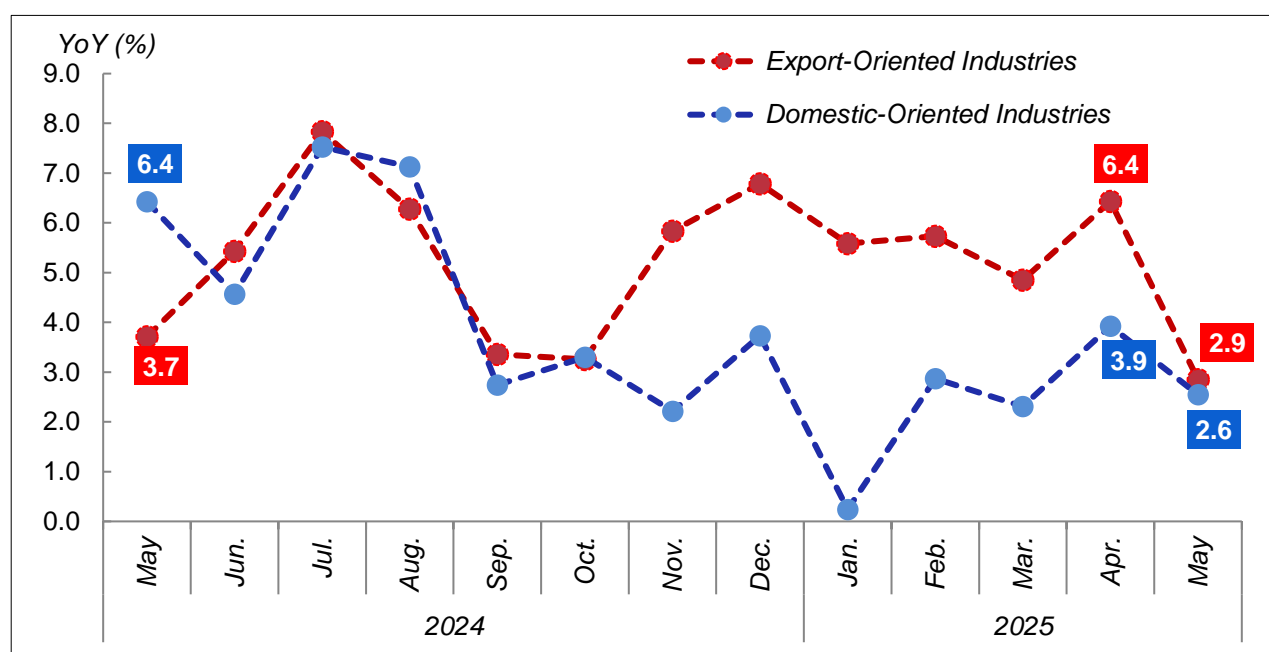
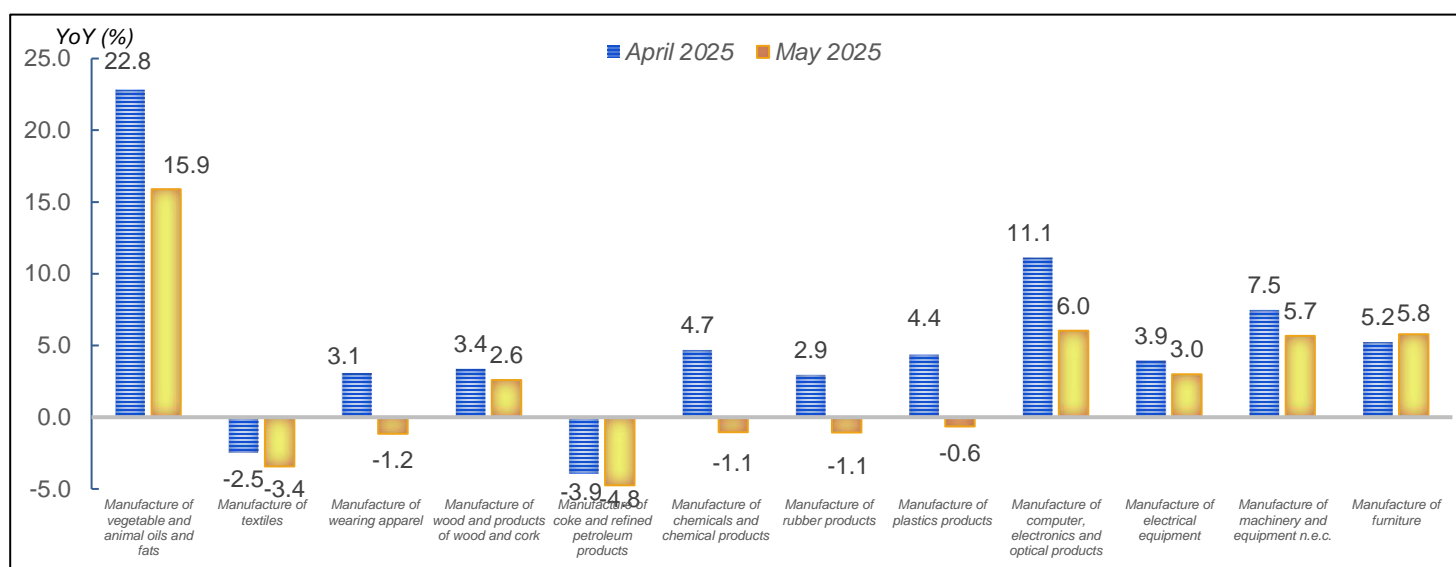


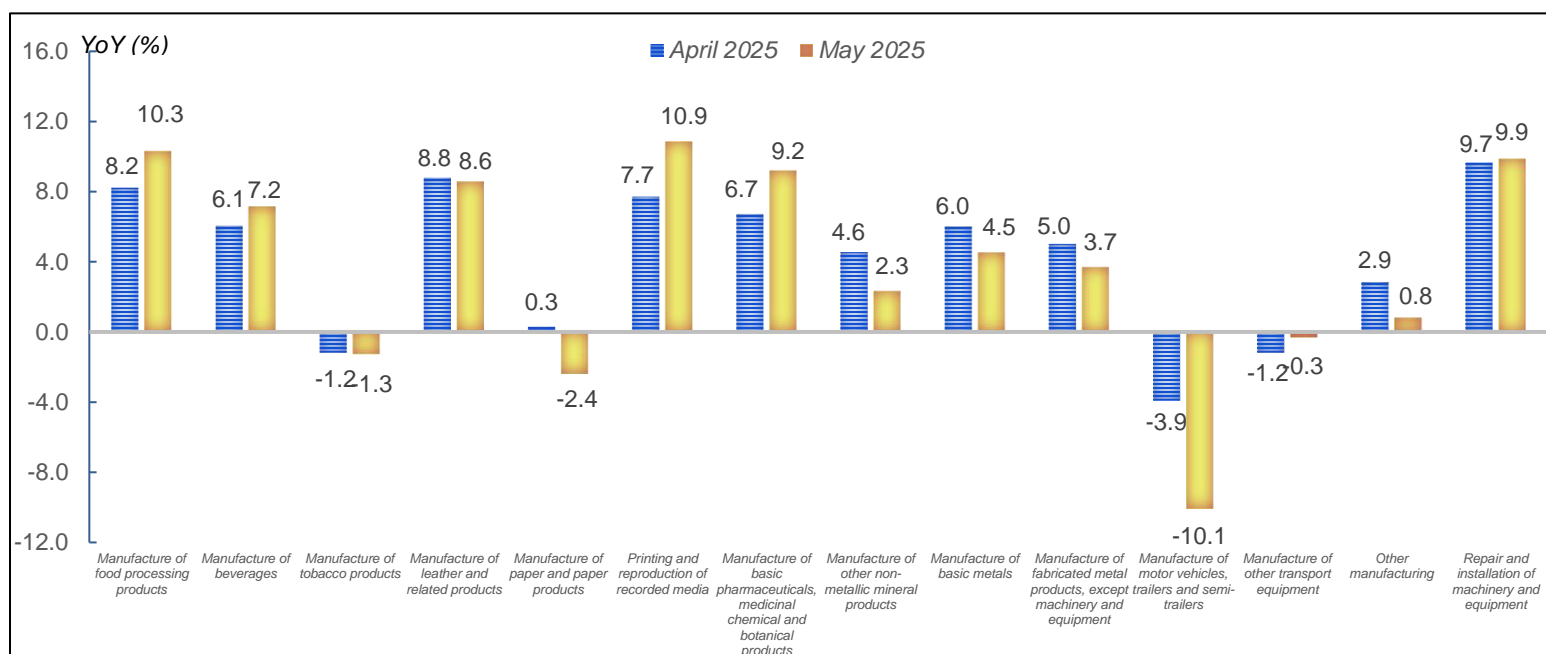
Chart 4: Manufacturing Index by Export and Domestic Oriented Industries, Malaysia, May 2024 – May 2025



**Chart 5: Manufacturing Export-Oriented by Group, Malaysia,
April 2024 and May 2024**



**Chart 6: Manufacturing Domestic-Oriented by Group, Malaysia,
April 2024 and May 2024**



Released by:

THE OFFICE OF CHIEF STATISTICIAN MALAYSIA
DEPARTMENT OF STATISTICS MALAYSIA
11 JULY 2024