KEMENTERIAN EKONOMI
JABATAN PERANGKAAN MALAYSIA

AKAUN NEGARA
NATIONAL ACCOUNTS

KELUARAN DALAM NEGERI KASAR (KDNK)

GROSS DOMESTIC PRODUCT (GDP)

2015 - 2024

JABATAN PERANGKAAN MALAYSIA
DEPARTMENT OF STATISTICS MALAYSIA

KEMENTERIAN EKONOMI
JABATAN PERANGKAAN MALAYSIA

KELUARAN DALAM NEGERI KASAR TAHUNAN

ANNUAL GROSS DOMESTIC PRODUCT

2015 - 2024

Dikeluarkan pada : **16 Mei 2025**
*Released on : **May***

Pemakluman

Kepengerusian ASEAN-Malaysia 2025: Jabatan Perangkaan Malaysia (DOSM) akan mempengerusikan Jawatankuasa Sistem Statistik Komuniti ASEAN Ke-15 (ACSS15) yang bertujuan untuk memperkukuh kerjasama statistik ke arah pembangunan serantau yang mampan.

Malaysia julung kalinya berjaya menduduki tempat pertama di peringkat global di dalam laporan dwitahunan Open Data Inventory (ODIN) 2024/25 dikeluarkan oleh Open Data Watch (ODW) dengan mengatasi 198 buah negara yang lain. Pencapaian ini merupakan lonjakan ketara daripada kedudukan ke-67 dalam penilaian ODIN 2022/23.

Kerajaan Malaysia telah mengisytiharkan 20 Oktober sebagai Hari Statistik Negara (MyStats Day), dengan tema 'Statistik Nadi Kehidupan.' Sementara itu, Hari Statistik Dunia Keempat akan disambut pada 20 Oktober 2025 dengan tema 'Driving Change with Quality Statistics and Data for Everyone'.

OpenDOSM NextGen adalah medium yang menyediakan katalog data dan visualisasi bagi memudahkan pengguna menganalisis pelbagai data dan boleh diakses melalui portal https://open.dosm.gov.my.

Announcement

ASEAN-Malaysia 2025 Chairmanship: The Department of Statistics Malaysia (DOSM) will chair the 15th ASEAN Community Statistical System Committee (ACSS15) which aims to strengthen the statistical cooperation towards sustainable regional development.

Malaysia has, for the first time, successfully recorded the top position globally in the biennial Open Data Inventory (ODIN) 2024/25 report released by Open Data Watch (ODW), surpassing 198 other countries. This achievement marks a significant leap from its 67th position in the ODIN 2022/23 assessment.

The Government of Malaysia has declared October 20th as National Statistics Day (MyStats Day), with the theme 'Statistics is the Essence of Life.' Meanwhile, the Fourth World Statistics Day will be celebrated on 20th October 2025, with the theme 'Driving Change with Quality Statistics and Data for Everyone'.

OpenDOSM NextGen is a medium that provides data catalogue and visualisations to facilitate users' analysis and can be accessed through https://open.dosm.gov.my.

JABATAN PERANGKAAN MALAYSIA
DEPARTMENT OF STATISTICS MALAYSIA

Diterbitkan dan dicetak oleh / *Published and printed by*:
Jabatan Perangkaan Malaysia
Department of Statistics Malaysia
Blok C6 & C7, Kompleks C,
Pusat Pentadbiran Kerajaan Persekutuan
62514 Putrajaya,
MALAYSIA

Tel.	:	03-8885 7000
Faks / *Fax*	:	03-8888 9248
Portal	:	https://www.dosm.gov.my
Facebook / X / Instagram / YouTube	:	StatsMalaysia
E-mel / *E-mail*	:	info@dosm.gov.my (pertanyaan umum / *general enquiries*) data@dosm.gov.my (pertanyaan & permintaan data / *data request & enquiries*)
Harga / *Price*	:	RM25.00

Diterbitkan pada Mei 2025 / *Published in May 2025*

Hakcipta terpelihara / *All rights reserved*.

Tiada bahagian daripada terbitan ini boleh diterbitkan semula, disimpan untuk pengeluaran atau ditukar dalam apa-apa bentuk atau alat apa jua pun kecuali setelah mendapat kebenaran daripada Jabatan Perangkaan Malaysia. Pengguna yang mengeluarkan sebarang maklumat dari terbitan ini sama ada yang asal atau diolah semula hendaklah meletakkan kenyataan berikut:

"Sumber: Jabatan Perangkaan Malaysia"

No part of this publication may be reproduced or distributed in any form or by any means or stored in database without the prior written permission from Department of Statistics Malaysia. Users reproducing content of this publication with or without adaptation should quote the following:

"Source: Department of Statistics Malaysia"

ISSN 1985-0751

KATA PENGANTAR

Penerbitan Keluaran Dalam Negeri Kasar (KDNK), Malaysia adalah penerbitan tahunan yang membentangkan Akaun pengeluaran dan perbelanjaan negara mengikut aktiviti ekonomi dan jenis perbelanjaan pada harga semasa dan harga malar bagi tahun asas 2015. Siri data tahunan dari 2015 dan seterusnya turut disertakan dalam laporan ini.

Anggaran KDNK pada tahun 2022 telah dimuktamadkan berdasarkan data terkini daripada banci, penyiasatan tahunan dan pelbagai sumber data. Semakan semula data telah dilaksanakan bagi KDNK tahun 2023, manakala KDNK tahun 2024 dianggar berdasarkan data awalan. Penyusunan KDNK ini mengguna pakai saranan daripada Sistem Akaun Negara 2008.

Ringkasan penemuan bagi ekonomi Malaysia pada tahun 2024 dibentangkan dalam bahagian pertama penerbitan ini, diikuti oleh siri data KDNK dan nota teknikal untuk rujukan pengguna. Sementara itu, metodologi, sumber data dan glosari boleh diperoleh daripada portal Jabatan.

Jabatan Perangkaan Malaysia (DOSM) merakamkan penghargaan atas kerjasama semua pihak dalam membekalkan data yang diperlukan dan menyumbang kepada kejayaan penerbitan ini. Sebarang maklum balas dan cadangan ke arah penambahbaikan penerbitan ini pada masa hadapan amatlah dihargai.

DATO' SRI DR. MOHD UZIR MAHIDIN
Ketua Perangkawan Malaysia
Mei 2025

PREFACE

The publication of Gross Domestic Product (GDP), Malaysia is an annual publication which presents the National production and expenditure accounts by economic activity and type of expenditure in both current and constant prices at the base year 2015. Annual data series from 2015 onwards are also included in this report.

GDP estimates for 2022 were finalised based on the latest census, annual surveys and various data sources. Revisions of data were incorporated into the 2023 GDP estimates, while the 2024 GDP estimates were based on preliminary data. The compilation for the GDP is based on recommendations of the System of National Accounts 2008.

The summary of the findings of Malaysia's economy for the year 2024 is presented in the first section of this publication, followed by a series of GDP data and technical notes for the user's reference. Meanwhile, the methodology, data sources and glossary are accessible from the Department's portal.

The Department of Statistics Malaysia (DOSM) acknowledges the cooperation of all parties that have provided the required data and contributed to the success of this publication. Any feedback and suggestions towards improving the future publication are highly appreciated.

DATO' SRI DR. MOHD UZIR MAHIDIN
Chief Statistician Malaysia
May 2025

SINGKATAN / *ABBREVIATIONS*

c.i.f	:	*Cost, insurance and freight*
COFC	:	*Consumption of Fixed Capital*
COFOG	:	*Classification of the Functions of Government*
COICOP	:	*Classification of Individual Consumption by Purpose*
CPI	:	*Consumer Price Index*
DOSM	:	*Department of Statistics, Malaysia*
etc.	:	*Others*
f.o.b	:	*Free on board*
FISIM	:	*Financial Intermediation Services Indirectly Measured*
GDP	:	*Gross Domestic Product*
GNI	:	*Gross National Income*
IHP	:	Indeks Harga Pengguna
IHPR	:	Indeks Harga Pengeluar
KDNK	:	Keluaran Dalam Negeri Kasar
MSIC	:	*Malaysia Standard Industrial Classification*
n.a	:	*Not available*
NPISHs	:	*Non-Profit Institutions Serving Households*
PNK	:	Pendapatan Negara Kasar
PPI	:	*Producer Price Index*
RM	:	Ringgit Malaysia
SUT 2015	:	*Supply and Use Tables 2015*
2008 SNA	:	*System of National Accounts 2008*

SIMBOL / *SYMBOLS*

..	:	tidak berkenaan/ *not applicable*
e	:	anggaran/ *estimate*
p	:	permulaan/ *preliminary*

NOTA / *NOTE*

Jumlah angka-angka komponen mungkin tidak bersamaan dengan angka jumlah kecil atau jumlah besar disebabkan pembundaran angka.

The sum of the component figures may not tally with the sub-total or total figures due to rounding.

KANDUNGAN / *CONTENTS*

Muka surat/ *Page*

Kata Pengantar i
Preface

Singkatan/ Simbol/ Nota iii
Abbreviation/ Symbols/ Note

Malaysia: Data Penting Ekonomi Makro vi
Malaysia: Key Macroeconomic Data

Ringkasan Penemuan 1
Summary of Findings

Jadual
Tables

1 **Data Penting Ekonomi Makro pada Harga Semasa** 15
Key Macroeconomic Data at Current Prices

2 **KDNK mengikut Jenis Aktiviti Ekonomi pada Harga Semasa - RM Juta** 16
GDP by Kind of Economic Activity at Current Prices - RM Million

3 **KDNK mengikut Jenis Aktiviti Ekonomi pada Harga Malar 2015 - RM Juta** 20
GDP by Kind of Economic Activity at Constant 2015 Prices - RM Million

4 **KDNK mengikut Jenis Aktiviti Ekonomi pada Harga Semasa - Perubahan Peratusan Tahunan** 24
GDP by Kind of Economic Activity at Current Prices - Annual Percentage Change

5 **KDNK mengikut Jenis Aktiviti Ekonomi pada Harga Malar 2015 - Perubahan Peratusan Tahunan** 28
GDP by Kind of Economic Activity at Constant 2015 Prices - Annual Percentage Change

6 **KDNK mengikut Jenis Aktiviti Ekonomi pada Harga Semasa - Sumbangan Peratusan kepada KDNK** 32
GDP by Kind of Economic Activity at Current Prices - Percentage Share to GDP

7 **KDNK mengikut Jenis Aktiviti Ekonomi pada Harga Malar 2015 - Sumbangan Peratusan kepada KDNK** 36
GDP by Kind of Economic Activity at Constant 2015 Prices - Percentage Share to GDP

8 **KDNK mengikut Jenis Perbelanjaan pada Harga Semasa - RM Juta** 40
GDP by Type of Expenditure at Current Prices - RM Million

Muka surat/ *Page*

9	**KDNK mengikut Jenis Perbelanjaan pada Harga Malar 2015 - RM Juta** *GDP by Type of Expenditure at Constant 2015 Prices - RM Million*	42
10	**KDNK mengikut Jenis Perbelanjaan pada Harga Semasa** **- Perubahan Peratusan Tahunan** *GDP by Type of Expenditure at Current Prices* *- Annual Percentage Change*	44
11	**KDNK mengikut Jenis Perbelanjaan pada Harga Malar 2015** **- Perubahan Peratusan Tahunan** *GDP by Type of Expenditure at Constant 2015 Prices* *- Annual Percentage Change*	46
12	**KDNK mengikut Jenis Perbelanjaan pada Harga Semasa** **- Sumbangan Peratusan kepada KDNK** *GDP by Type of Expenditure at Current Prices* *- Percentage Share to GDP*	48
13	**KDNK mengikut Jenis Perbelanjaan pada Harga Malar 2015** **- Sumbangan Peratusan kepada KDNK** *GDP by Type of Expenditure at Constant 2015 Prices* *- Percentage Share to GDP*	50
	Nota Teknikal *Technical Notes*	53

MALAYSIA 2015 - 2024 ▪ DATA PENTING EKONOMI MAKRO
▪ *KEY MACROECONOMIC DATA*

	2015	2016	2017	2018	2019	2020	2021	2022	2023	2024	
	Nilai (RM Bilion)										
	Value (RM Billion)										
KDNK pada harga malar 2015	1,176.9	1,229.3	1,300.8	1,363.8	1,424.0	1,346.2	1,390.9	1,516.5	1,570.1	1,650.3	***GDP at constant 2015 prices***
Pertanian	97.5	94.0	99.5	99.6	101.6	99.1	98.8	100.2	100.4	103.5	*Agriculture*
Perlombongan dan pengkuarian	103.1	105.4	105.8	103.6	102.9	92.9	93.7	97.0	97.5	98.4	*Mining and quarrying*
Pembuatan	262.4	273.9	290.5	304.8	316.3	307.6	336.7	364.2	366.8	382.0	*Manufacturing*
Pembinaan	55.4	59.5	63.5	66.2	66.5	53.6	50.8	53.5	56.7	66.6	*Construction*
Perkhidmatan	643.9	680.6	723.4	773.0	820.6	777.7	795.1	884.9	930.4	980.1	*Services*
Permintaan domestik pada harga malar 2015											***Domestic demand at constant 2015 prices***
Perbelanjaan penggunaan akhir swasta	635.1	672.3	718.7	776.1	835.7	802.7	817.1	910.4	952.4	1,001.0	*Private final consumption expenditure*
Perbelanjaan penggunaan akhir kerajaan	154.0	155.6	164.4	170.0	172.7	179.7	190.2	200.9	207.8	217.6	*Government final consumption expenditure*
Pembentukan modal tetap kasar	304.4	312.2	331.1	335.6	328.5	281.2	279.2	298.3	314.5	352.3	*Gross fixed capital formation*
Eksport, import dan imbangan perdagangan											***Exports, imports and balance of trade***
Eksport (f.o.b)	777.4	787.0	934.9	1,003.6	995.1	983.8	1,241.0	1,550.0	1,426.2	1,507.7	*Exports (f.o.b)*
Import (c.i.f)	685.8	698.8	836.4	879.8	849.4	800.5	987.3	1,293.8	1,211.0	1,370.8	*Imports (c.i.f)*
Imbangan perdagangan	91.6	88.1	98.5	123.8	145.7	183.3	253.7	256.2	215.2	136.8	*Balance of trade*
Imbangan pembayaran											***Balance of payments***
Imbangan barangan	109.2	102.0	117.1	114.6	124.7	137.5	177.6	187.3	130.9	114.5	*Balance of goods*
Imbangan tidak ketara	-74.1	-72.1	-78.8	-82.3	-71.8	-78.4	-117.5	-130.1	-110.8	-86.7	*Balance of invisibles*
Imbangan akaun semasa	35.2	29.9	38.3	32.3	52.9	59.1	60.2	57.2	20.0	27.7	*Balance on current account*
PNK pada harga semasa	1,144.8	1,215.1	1,333.7	1,402.7	1,473.2	1,390.0	1,506.5	1,738.0	1,768.4	1,866.2	***GNI at current prices***
PNK pada harga malar 2015	1,155.9	1,211.3	1,281.7	1,335.1	1,402.1	1,332.5	1,370.0	1,486.4	1,542.7	1,614.7	***GNI at constant 2015 prices***
Tabungan negara kasar	334.4	354.8	388.9	378.3	371.3	337.9	402.8	480.6	436.0	451.9	***Gross national savings***
	Peratus perubahan tahunan (%)										
	Annual percentage change (%)										
KDNK pada harga malar 2015	..	4.4	5.8	4.8	4.4	-5.5	3.3	9.0	3.5	5.1	***GDP at constant 2015 prices***
Pertanian	..	-3.7	5.9	0.1	1.9	-2.4	-0.3	1.3	0.2	3.1	*Agriculture*
Perlombongan dan pengkuarian	..	2.2	0.4	-2.2	-0.6	-9.7	0.9	3.5	0.5	0.9	*Mining and quarrying*
Pembuatan	..	4.4	6.0	5.0	3.8	-2.7	9.5	8.2	0.7	4.2	*Manufacturing*
Pembinaan	..	7.4	6.7	4.2	0.4	-19.3	-5.2	5.1	6.0	17.5	*Construction*
Perkhidmatan	..	5.7	6.3	6.9	6.2	-5.2	2.2	11.3	5.1	5.3	*Services*
Permintaan domestik pada harga malar 2015											***Domestic demand at constant 2015 prices***
Perbelanjaan penggunaan akhir swasta	..	5.9	6.9	8.0	7.7	-3.9	1.8	11.4	4.6	5.1	*Private final consumption expenditure*
Perbelanjaan penggunaan akhir kerajaan	..	1.1	5.7	3.4	1.5	4.1	5.8	5.6	3.4	4.7	*Government final consumption expenditure*
Pembentukan modal tetap kasar	..	2.6	6.1	1.4	-2.1	-14.4	-0.7	6.8	5.4	12.0	*Gross fixed capital formation*
PNK pada harga semasa	..	6.1	9.8	5.2	5.0	-5.7	8.4	15.4	1.7	5.5	***GNI at current prices***
PNK pada harga malar 2015	..	4.8	5.8	4.2	5.0	-5.0	2.8	8.5	3.8	4.7	***GNI at constant 2015 prices***
Indeks Harga Pengguna (2010=100)											***Consumer Price Index (2010=100)***
Semua kumpulan	2.1	2.1	3.7	1.0	0.7	-1.2	2.5	3.3	2.5	1.8	*All groups*
Makanan dan minuman bukan alkohol	3.6	3.8	4.0	1.6	1.7	1.3	1.7	5.8	4.8	2.0	*Food and non-alcoholic beverages*
Perumahan, air, elektrik, gas dan bahan api lain	2.5	2.4	2.2	2.0	1.9	-1.7	1.5	1.8	1.7	3.0	*Housing, water, electricity, gas and other fuels*
Pengangkutan	-4.5	-4.6	13.2	1.6	-3.1	-10.0	11.0	4.7	1.1	1.0	*Transport*
Indeks harga pengeluar (2010=100)											***Producer price index (2010=100)***
Pengeluaran tempatan	-7.4	-1.1	6.7	-1.1	-1.4	-2.7	9.5	7.8	-1.9	0.3	*Local production*
Indeks pengeluaran perindustrian (2015=100)											***Industrial production index (2015=100)***
Semua bahagian	..	4.1	4.4	3.2	2.4	-4.1	7.4	6.9	0.7	3.7	*All divisions*
Perlombongan	..	2.4	0.4	-2.1	-1.3	-8.9	1.5	2.9	0.2	0.7	*Mining*
Pembuatan	..	4.3	6.1	4.8	3.6	-2.7	9.5	8.2	0.7	4.3	*Manufacturing*
Elektrik	..	8.6	2.1	4.8	3.1	-3.5	2.5	4.5	2.0	5.6	*Electricity*
Indeks volum perkhidmatan (2015=100)	..	5.7	6.7	7.3	6.4	-7.9	1.6	14.4	5.6	5.7	***Volume index of services (2015=100)***
Tabungan negara kasar (% kepada PNK)	29.2	29.2	29.2	27.0	25.2	24.3	26.7	27.7	24.7	24.2	***Gross national savings (% of GNI)***
Tenaga buruh (Juta orang)	14.5	14.7	15.0	15.3	15.6	15.4	15.5	15.8	16.4	n.a	***Labour force (Million persons)***
Kadar pengangguran (%)	3.1	3.4	3.4	3.3	3.3	4.5	4.6	3.9	3.4	n.a	***Unemployment rate (%)***

KEMENTERIAN EKONOMI
JABATAN PERANGKAAN MALAYSIA

EKONOMI MALAYSIA 2024

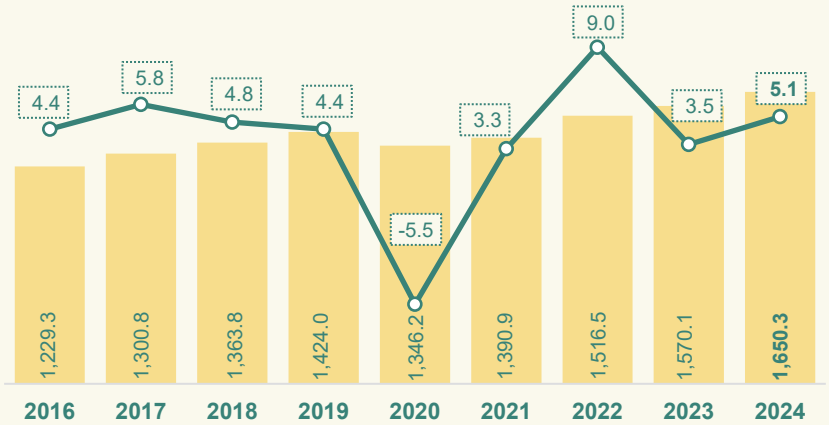

Harga malar 2015 (RM b) | Perubahan peratusan tahunan (%) | b merujuk kepada bilion

Pada 2024, KDNK Malaysia **bertumbuh**

5.1%

(2023: 3.5%)

Nilai KDNK pada 2024

RM1,650.3b

(2023: RM1,570.1b)

DATA PENTING EKONOMI MAKRO 2024

Pendapatan Negara Kasar (PNK)
RM1,866.2b
(2023: RM1,768.4b)

Tabungan Negara Kasar
RM451.9b
(2023: RM436.0b)

PNK per kapita pada Harga Semasa
RM54,793
(2023: RM52,942)

Penduduk
34.06 juta
(2023: 33.40 juta)

PRESTASI KDNK
Perubahan Peratusan Tahunan (%)

PENGELUARAN

Perkhidmatan
5.3%
(2023: 5.1%)

Pembuatan
4.2%
(2023: 0.7%)

Pertanian
3.1%
(2023: 0.2%)

Perlombongan & pengkuarian
0.9%
(2023: 0.5%)

Pembinaan
17.5%
(2023: 6.0%)

Nota: Tidak termasuk duti import

PERBELANJAAN

Perbelanjaan Penggunaan Akhir Swasta
5.1%
(2023: 4.6%)

Pembentukan Modal Tetap Kasar
12.0%
(2023: 5.4%)

Perbelanjaan Penggunaan Akhir Kerajaan
4.7%
(2023: 3.4%)

Eksport
8.3%
(2023: -7.9%)

Import
8.2%
(2023: -6.8%)

Sumber: Akaun Negara, Keluaran Dalam Negeri Kasar, Jabatan Perangkaan Malaysia (DOSM)

@StatsMalaysia

MALAYSIA MADANI kemampanan

ASEAN MALAYSIA 2025 INCLUSIVITY AND SUSTAINABILITY

ODIN 2024-2025 OPEN DATA INVENTORY MALAYSIA NUMBER ONE IN THE WORLD

20 October

2016 - 2030

MINISTRY OF ECONOMY
DEPARTMENT OF STATISTICS MALAYSIA

MALAYSIA'S ECONOMY 2024

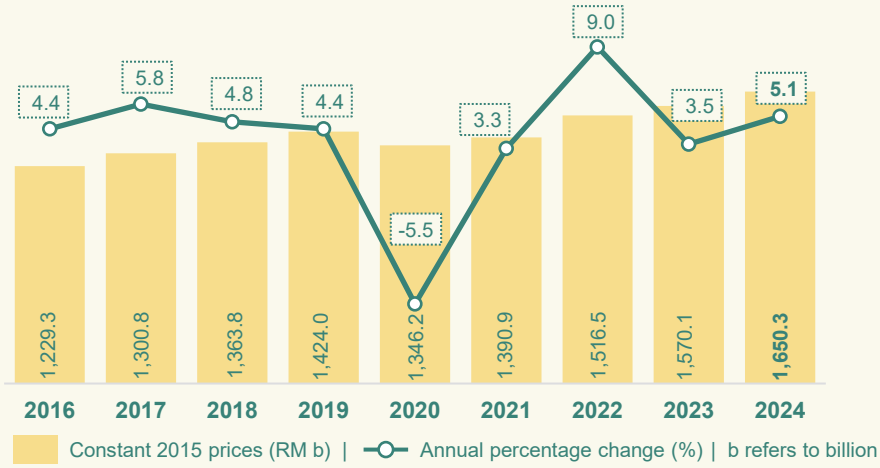

In 2024, Malaysia's GDP **grew** by

5.1%

(2023: 3.5%)

GDP value in 2024

RM1,650.3b

(2023: RM1,570.1b)

KEY MACROECONOMIC DATA 2024

Gross National Income (GNI)
RM1,866.2b
(2023: RM1,768.4b)

Gross National Savings
RM451.9b
(2023: RM436.0b)

GNI per capita at Current Prices
RM54,793
(2023: RM52,942)

Population
34.06 mil
(2023: 33.40 mil)

GDP PEFORMANCE
Annual Percentage Change (%)

PRODUCTION

Services
5.3%
(2023: 5.1%)

Manufacturing
4.2%
(2023: 0.7%)

Agriculture
3.1%
(2023: 0.2%)

Mining & quarrying
0.9%
(2023: 0.5%)

Construction
17.5%
(2023: 6.0%)

Note: Excludes import duties

EXPENDITURE

Private Final Consumption Expenditure
5.1%
(2023: 4.6%)

Gross Fixed Capital Formation
12.0%
(2023: 5.4%)

Government Final Consumption Expenditure
4.7%
(2023: 3.4%)

Exports
8.3%
(2023: -7.9%)

Imports
8.2%
(2023: -6.8%)

Source: National Accounts, Gross Domestic Product, Department of Statistics, Malaysia (DOSM)

@StatsMalaysia

MALAYSIA MADANI kemampanan

ASEAN MALAYSIA 2025 INCLUSIVITY AND SUSTAINABILITY

ODIN OPEN DATA INVENTORY MALAYSIA NUMBER ONE IN THE WORLD

20 October

2016 - 2030

PERTUMBUHAN EKONOMI

Ekonomi Malaysia berkembang 5.1 peratus pada tahun 2024 daripada 3.5 peratus pada tahun sebelumnya (Carta 1). Pertumbuhan ini didorong terutamanya oleh sektor Perkhidmatan dan Pembuatan yang menyumbang 82.5 peratus daripada jumlah Keluaran Dalam Negeri Kasar (KDNK). Perbelanjaan penggunaan akhir swasta kekal sebagai penyumbang utama dari segi permintaan, yang merangkumi 60.7 peratus daripada KDNK pada tahun 2024 (Carta 2).

KDNK Malaysia pada tahun 2024 merekodkan RM1.93 trilion pada harga semasa dan RM1.65 trilion pada harga malar. Sejajar dengan itu, Pendapatan Negara Kasar per kapita meningkat kepada RM54,793 berbanding RM52,942 pada tahun 2023.

Carta 1 **KDNK - Perubahan Peratusan Tahunan pada Harga Malar**

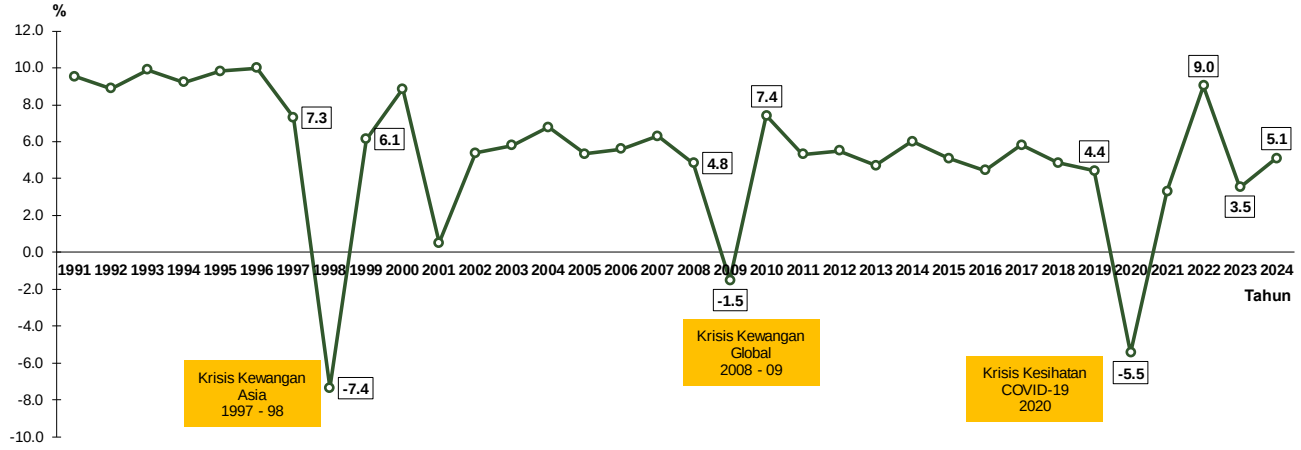

Carta 2 **KDNK - Sumbangan Peratusan pada Harga Malar 2015**

Nilai pada Harga Malar: RM1,650.3 bilion

Nota: Tidak termasuk Perubahan Inventori, Barangan Berharga & Perbezaan Statistik

PERKHIDMATAN

Sektor **Perkhidmatan** mencatatkan pertumbuhan 5.3 peratus (2023: 5.1%) pada tahun 2024 seperti ditunjukkan di Carta 3. Prestasi ini disokong oleh pertumbuhan berterusan dalam subsektor utama. Perdagangan borong & runcit berkembang 4.3 peratus (2023: 5.9%) dan Pengangkutan & penyimpanan mencatatkan pertumbuhan kukuh 10.7 peratus (2023: 13.6%). Pertumbuhan dalam Perkhidmatan perniagaan pula menyederhana kepada 8.3 peratus (2023: 10.7%).

Carta 3 **Perkhidmatan - Nilai Ditambah, Perubahan Peratusan Tahunan dan Sumbangan Peratusan pada Harga Malar 2015**

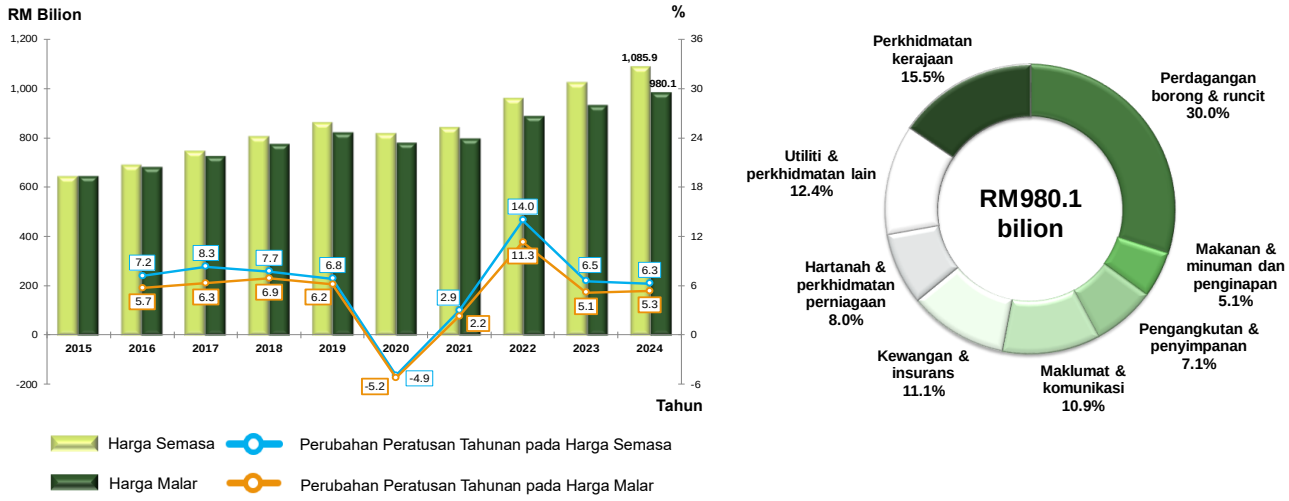

PEMBUATAN

Sektor **Pembuatan** meningkat 4.2 peratus (2023: 0.7%) pada tahun 2024 seperti ditunjukkan di Carta 4. Pertumbuhan ini disokong oleh peningkatan dalam subsektor utama, seperti Komponen & papan elektronik, peralatan komunikasi dan elektronik pengguna bertumbuh 4.0 peratus (2023: -3.0%) dan Produk logam yang direka mengekalkan momentum pada 9.1 peratus (2023: 7.0%). Prosesan makanan meningkat 4.7 peratus (2023: 5.6%). Sebaliknya, Kelengkapan elektrik menyusut 0.6 peratus (2023: 2.0%) pada tahun 2024.

Carta 4 **Pembuatan - Nilai Ditambah, Perubahan Peratusan Tahunan dan Sumbangan Peratusan pada Harga Malar 2015**

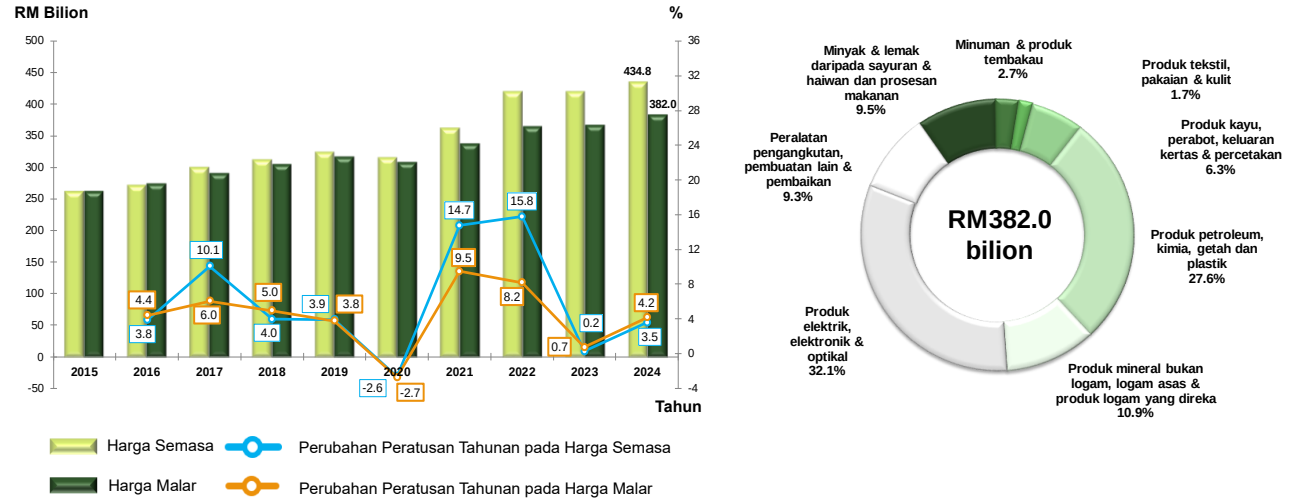

PERTANIAN

Sektor **Pertanian** berkembang 3.1 peratus pada tahun 2024 berbanding 0.2 peratus pada tahun 2023 (Carta 5). Prestasi ini didorong oleh pemulihan dalam pengeluaran kelapa sawit, yang meningkat 5.1 peratus (2023: 0.2%). Subsektor Ternakan dan Pertanian lain masing-masing mencatatkan pertumbuhan 3.3 peratus (2023: 1.5%) dan 1.3 peratus (2023: 1.9%). Walau bagaimanapun, subsektor Perhutanan & pembalakan menguncup 5.4 peratus (2023: -8.7%) pada tahun 2024.

Carta 5 **Pertanian - Nilai Ditambah, Perubahan Peratusan Tahunan dan Sumbangan Peratusan pada Harga Malar 2015**

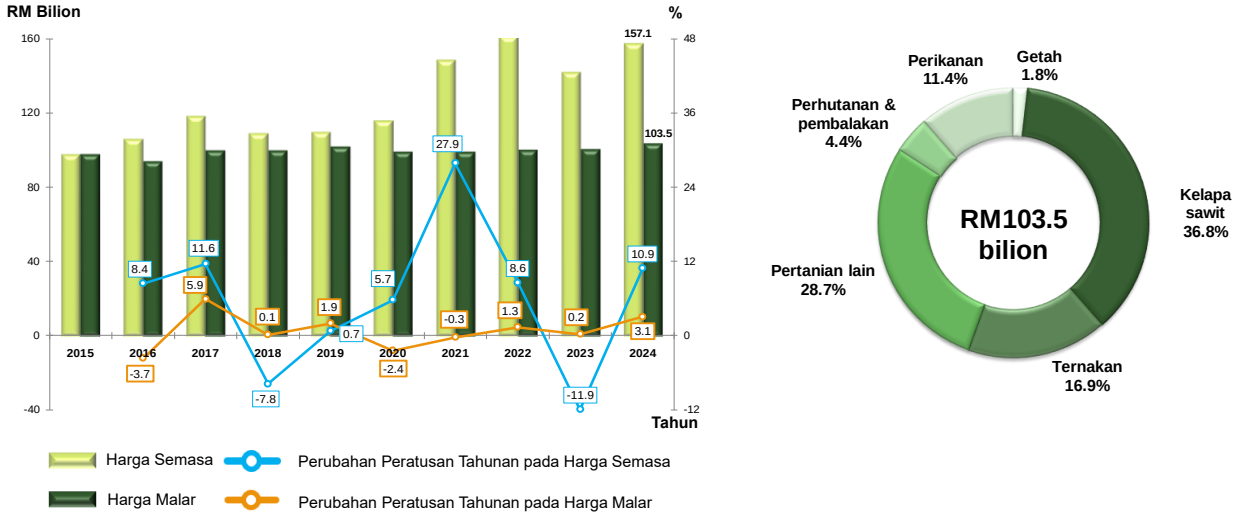

PERLOMBONGAN DAN PENGKUARIAN

Sektor **Perlombongan dan Pengkuarian** bertumbuh sederhana 0.9 peratus berbanding 0.5 peratus pada tahun 2023 seperti di Carta 6. Pertumbuhan ini disumbangkan oleh subsektor Gas asli yang berkembang 3.0 peratus (2023: 0.6%) dan Perlombongan lain & pengkuarian dan perkhidmatan sokongan yang meningkat 3.4 peratus (2023: 4.3%). Sementara itu, Minyak mentah & kondensat terus menyusut 2.7 peratus (2023: -0.4%) pada tahun 2024.

Carta 6 **Perlombongan dan Pengkuarian - Nilai Ditambah, Perubahan Peratusan Tahunan dan Sumbangan Peratusan pada Harga Malar 2015**

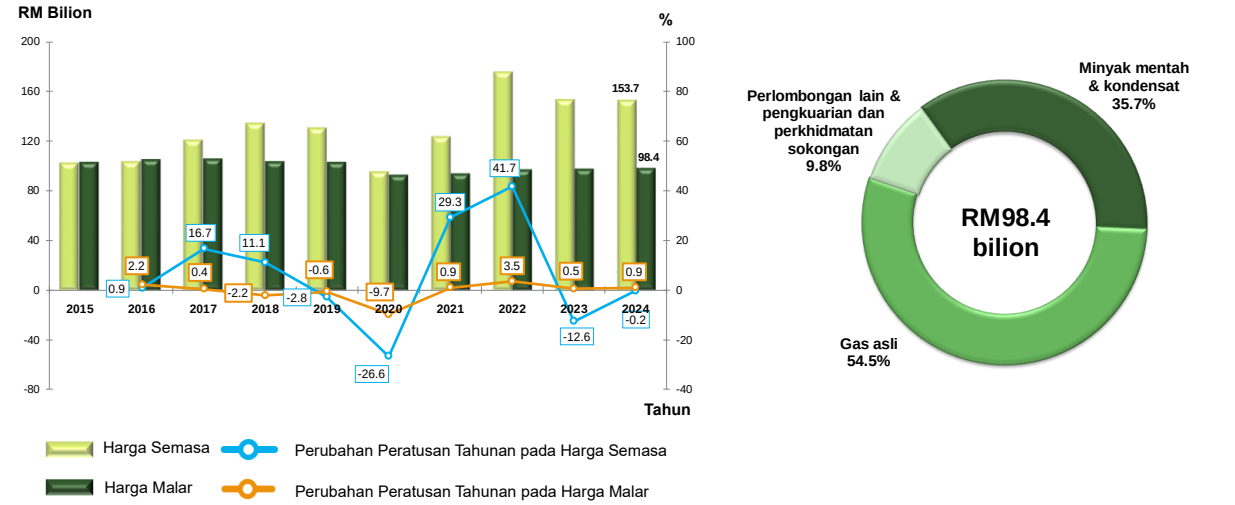

PEMBINAAN

Sektor **Pembinaan** melonjak 17.5 peratus berbanding 6.0 peratus pada tahun sebelumnya (Carta 7). Pertumbuhan kukuh sektor ini dipacu oleh peningkatan dua digit dalam semua subsektor, diterajui oleh Aktiviti pembinaan pertukangan khas, Kejuruteraan awam, dan Bangunan kediaman yang masing-masing meningkat 21.0 peratus (2023: 6.6%), 16.3 peratus (2023: 14.5%) dan 18.8 peratus (2023: 2.4%).

Carta 7 **Pembinaan - Nilai Ditambah, Perubahan Peratusan Tahunan dan Sumbangan Peratusan pada Harga Malar 2015**

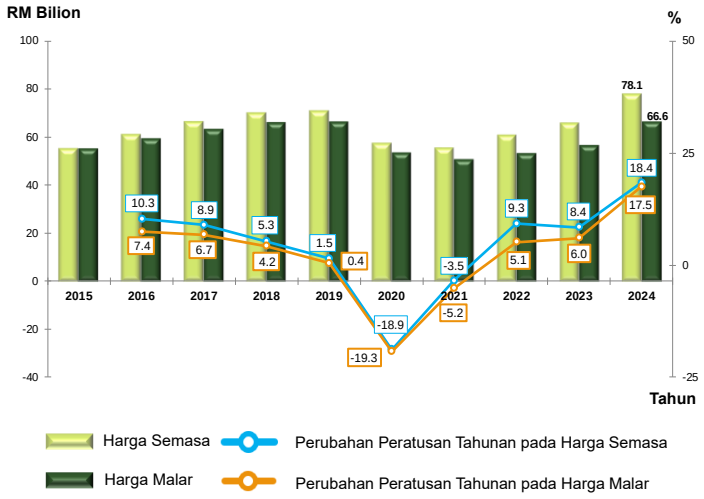

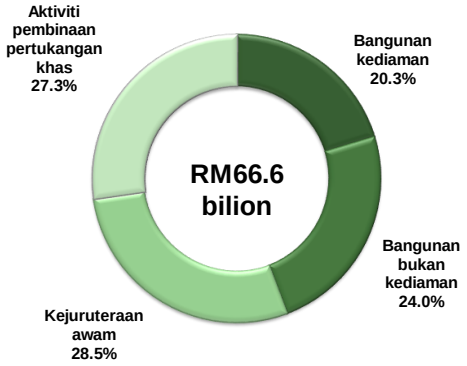

PERBELANJAAN PENGGUNAAN AKHIR SWASTA

Perbelanjaan penggunaan akhir swasta menokok kepada 5.1 peratus daripada 4.6 peratus pada tahun sebelumnya, seperti di Carta 8. Prestasi yang lebih baik ini didorong oleh perbelanjaan penggunaan ke atas Pengangkutan, Makanan & minuman bukan alkohol dan Restoran & hotel.

Sumbangan perbelanjaan bagi barangan meningkat kepada 59.6 peratus (2023: 59.0%), disumbangkan oleh barangan tidak tahan lama (72.7%) dan barangan tahan lama (17.3%). Sebaliknya, sumbangan perbelanjaan ke atas perkhidmatan kepada jumlah perbelanjaan penggunaan swasta berkurang daripada 41.0 peratus kepada 40.4 peratus pada tahun 2024.

Carta 8 **Perbelanjaan Pengunaan Akhir Swasta - Nilai Ditambah, Perubahan Peratusan Tahunan dan Sumbangan Peratusan pada Harga Malar 2015**

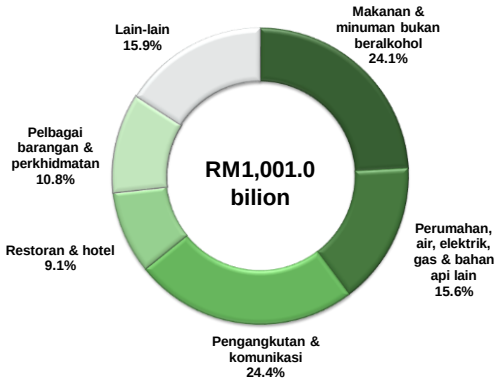

PERBELANJAAN PENGGUNAAN AKHIR KERAJAAN

Perbelanjaan penggunaan akhir kerajaan berkembang 4.7 peratus berbanding 3.4 peratus pada tahun sebelumnya (Carta 9). Pertumbuhan ini disumbangkan oleh perbelanjaan ke atas perkhidmatan ekonomi dan pendidikan yang menyumbang kepada keseluruhan perbelanjaan kerajaan pada tahun 2024.

Carta 9 **Perbelanjaan Penggunaan Akhir Kerajaan - Nilai Ditambah, Perubahan Peratusan Tahunan dan Sumbangan Peratusan pada Harga Malar 2015**

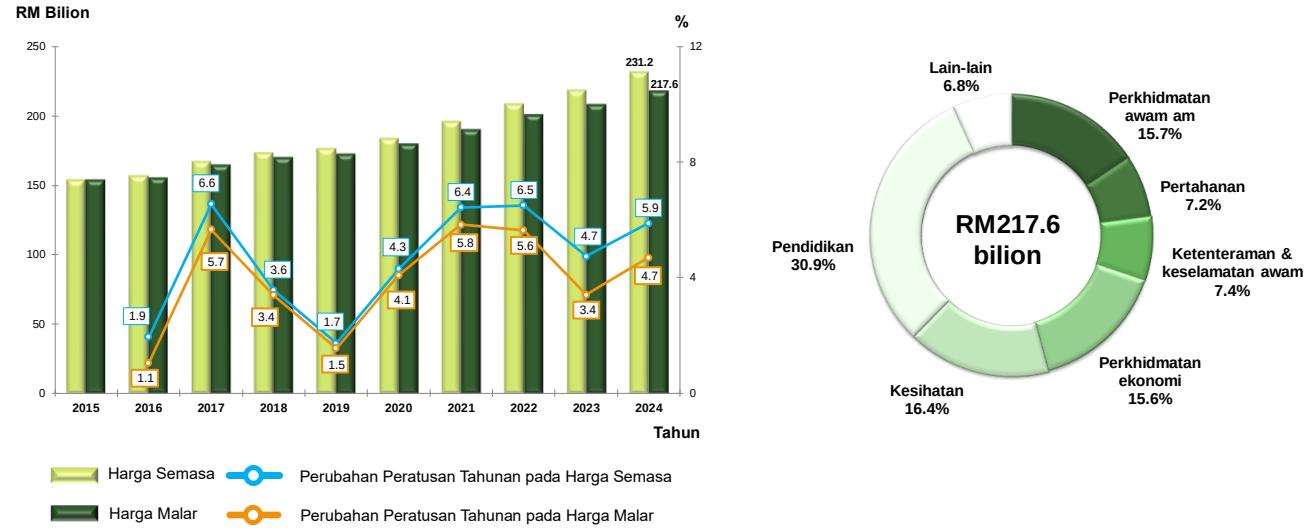

PEMBENTUKAN MODAL TETAP KASAR

Pembentukan modal tetap kasar (PMTK) melonjak kepada 12.0 peratus (2023: 5.4%), seperti yang digambarkan dalam Carta 10. Pengembangan ini didorong oleh Jentera & peralatan dan Struktur yang masing-masing meningkat kepada 15.3 peratus (2023: 6.1%) dan 9.3 peratus (2023: 5.1%). Tambahan pula, Aset lain bertumbuh 6.4 peratus (2023: 2.8%) pada tahun 2024.

Sementara itu, sektor Swasta (sumbangan: 77.4%) yang meningkat kepada 12.3 peratus daripada 4.5 peratus pada tahun 2024, telah memacu momentum pertumbuhan PMTK. Selain itu, sektor Awam mencatatkan pertumbuhan dua digit 11.1 peratus daripada 8.5 peratus pada tahun sebelumnya.

Carta 10 **Pembentukan Modal Tetap Kasar - Nilai Ditambah, Perubahan Peratusan Tahunan dan Sumbangan Peratusan pada Harga Malar 2015**

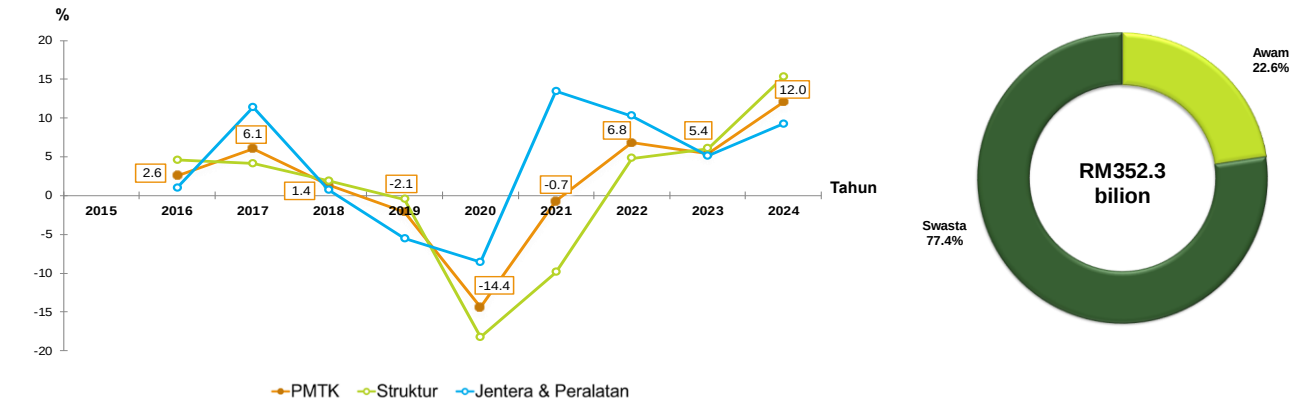

EKSPORT DAN IMPORT

Eksport pulih kepada 8.3 peratus berbanding kejatuhan 7.9 peratus pada tahun sebelumnya (Carta 11). Prestasi ini disokong oleh Eksport barangan yang meningkat 5.3 peratus (2023: -12.5%) dan menyumbang 83.0 peratus daripada jumlah Eksport. Sementara itu, Eksport perkhidmatan bertumbuh 25.5 peratus daripada 32.9 peratus pada tahun 2023.

Import menokok kepada 8.2 peratus (2023: -6.8%) seperti dipaparkan di Carta 12. Import barangan dan perkhidmatan masing-masing merekodkan pertumbuhan 8.9 peratus dan 5.7 peratus. Dari segi sumbangan, Import barangan berjumlah 81.2 peratus daripada jumlah Import keseluruhan.

Carta 11 **Eksport - Nilai Ditambah, Perubahan Peratusan Tahunan dan Sumbangan Peratusan pada Harga Malar 2015**

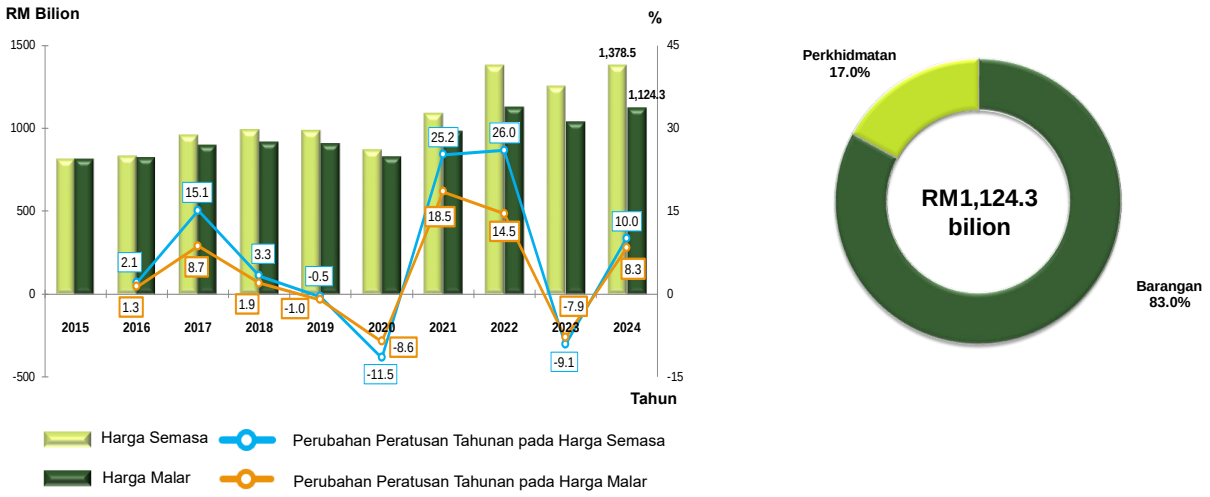

Carta 12 **Import - Nilai Ditambah, Perubahan Peratusan Tahunan dan Sumbangan Peratusan pada Harga Malar 2015**

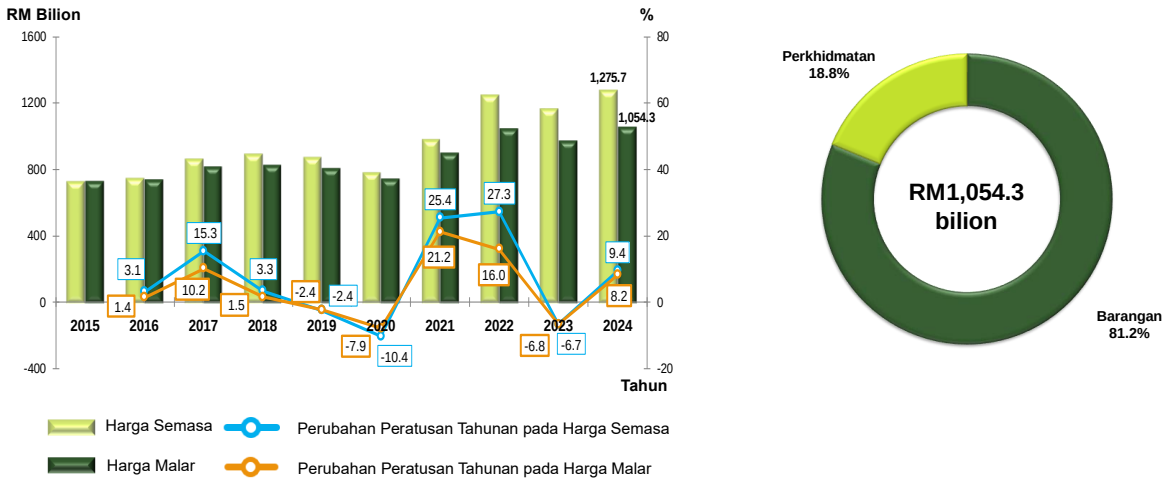

SEMAKAN

Anggaran KDNK muktamad bagi tahun 2022 adalah berdasarkan sumber data terkini. Anggaran KDNK telah disemak semula bagi tahun 2023 berdasarkan ketersediaan sumber data baharu. Manakala, anggaran KDNK bagi tahun 2024 adalah merupakan data awalan.

ECONOMIC GROWTH

Malaysia's economy expanded 5.1 per cent in 2024 from 3.5 per cent in the preceding year (Chart 1). The expansion was primarily driven by the Services and Manufacturing sectors, which contributed 82.5 per cent of the total Gross Domestic Product (GDP). Private final consumption expenditure remained the main contributor on the demand side, accounting for 60.7 per cent of GDP in 2024 (Chart 2).

Malaysia's GDP in 2024 stood at RM1.93 trillion at current prices and RM1.65 trillion at constant prices. Hence, Gross National Income per capita increased to RM54,793 as compared to RM52,942 in 2023.

Chart 1 **GDP - Annual Percentage Change at Constant Prices**

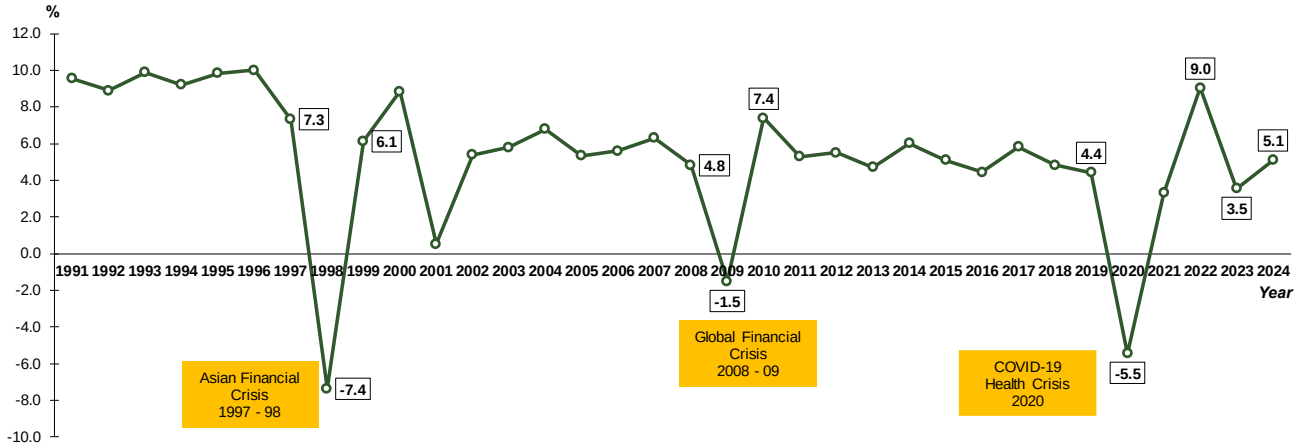

Chart 2 **GDP - Percentage Share at Constant 2015 Prices**

Value at Constant Price: RM1,650.3 billion

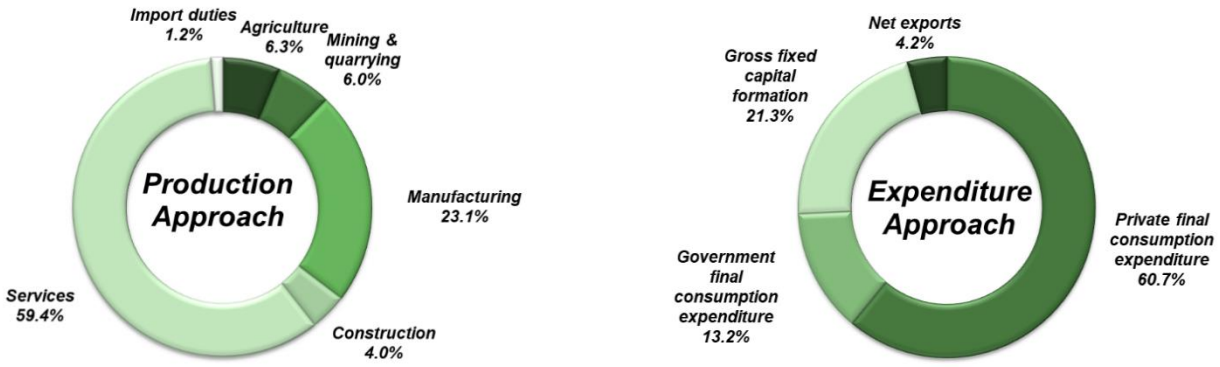

Note: Exclude Changes in Inventories, Valuables & Statistical Discrepancy

SERVICES

*The **Services** sector recorded a growth of 5.3 per cent (2023: 5.1%) in 2024, as shown in Chart 3. The performance was supported by continued growth in main sub-sectors. Wholesale & retail trade grew 4.3 per cent (2023: 5.9%) and Transportation & storage registered a robust growth of 10.7 per cent (2023: 13.6%). Growth in Business services moderated to 8.3 per cent (2023: 10.7%).*

Chart 3 ***Services - Value Added, Annual Percentage Change and Percentage Share at Constant 2015 Prices***

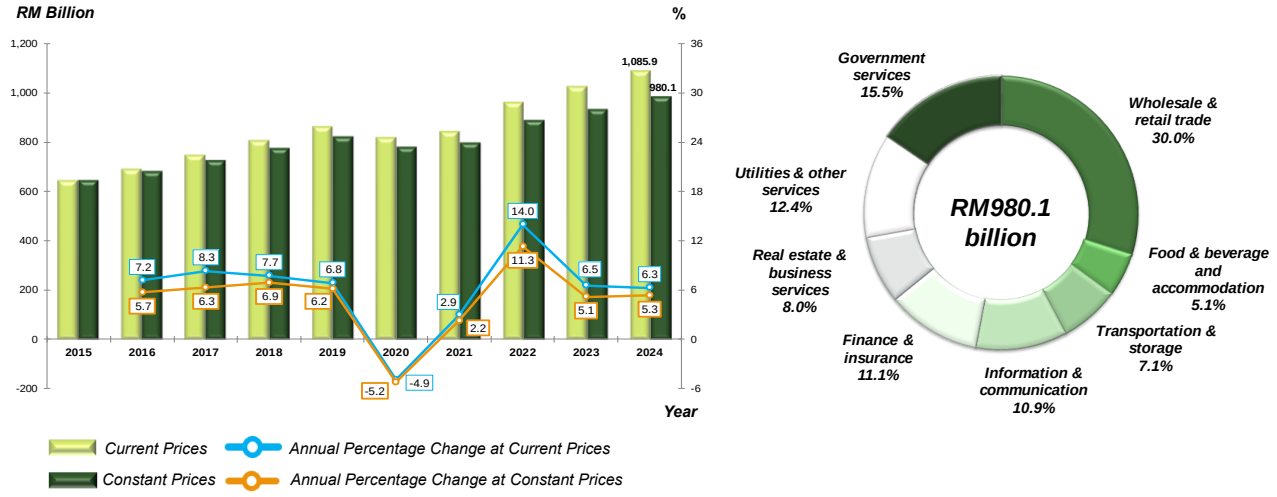

MANUFACTURING

*The **Manufacturing** sector increased 4.2 per cent (2023: 0.7%) in 2024, as in Chart 4. The growth was supported by improvements across major sub-sectors, notably Electronic components, communication equipment and consumer electronics grew 4.0 per cent (2023: -3.0%) and Fabricated metal products sustained its momentum at 9.1 per cent (2023: 7.0%). Food processing grew 4.7 per cent (2023: 5.6%). Nonetheless, Electrical equipment declined 0.6 per cent (2023: 2.0%) in 2024.*

Chart 4 ***Manufacturing - Value Added, Annual Percentage Change and Percentage Share at Constant 2015 Prices***

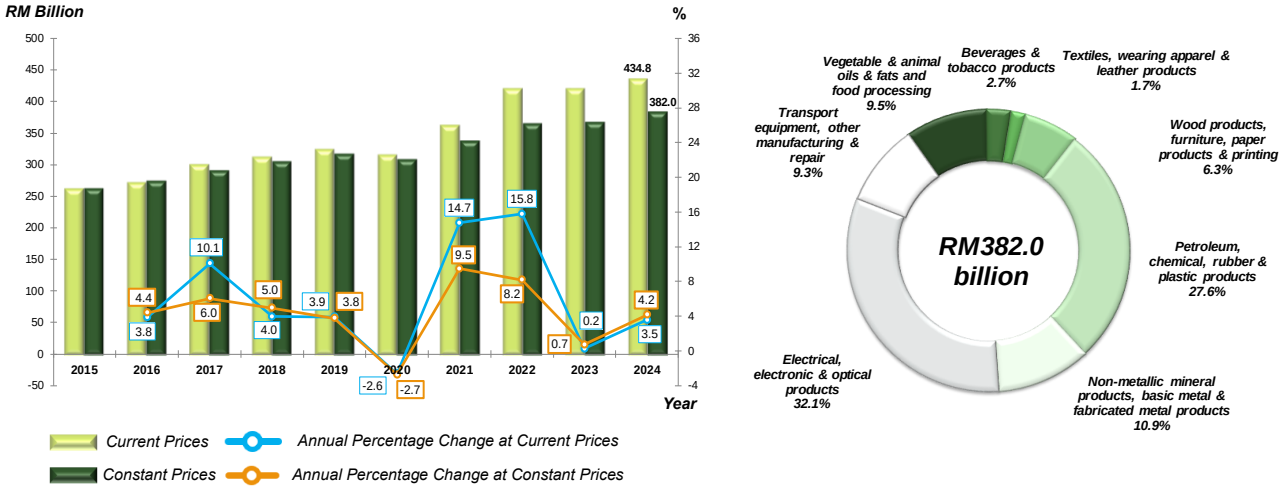

AGRICULTURE

*The **Agriculture** sector grew 3.1 per cent in 2024 as compared to 0.2 per cent in 2023 (Chart 5). The performance was driven by recovery in Oil palm output, which rose 5.1 per cent (2023: 0.2%). Livestock and Other agriculture sub-sectors registered growth of 3.3 per cent (2023: 1.5%) and 1.3 per cent (2023: 1.9%), respectively. However, Forestry & logging sub-sectors shrank 5.4 per cent (2023: -8.7%) in 2024.*

Chart 5 ***Agriculture - Value Added, Annual Percentage Change and Percentage Share at Constant 2015 Prices***

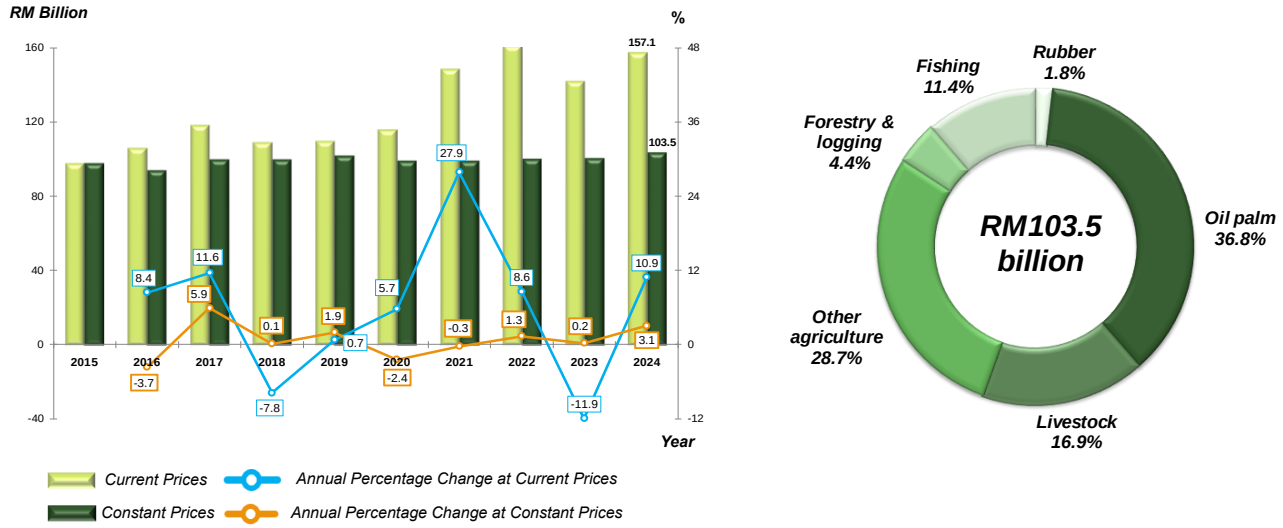

MINING AND QUARRYING

*The **Mining and quarrying** sector grew modestly 0.9 per cent as against 0.5 per cent in 2023, as shown in Chart 6. The growth was contributed by the Natural gas sub-sector, which grew 3.0 per cent (2023: 0.6%) and Other mining & quarrying and support services, which increased 3.4 per cent (2023: 4.3%). Meanwhile, Crude oil & condensate contracted further 2.7 per cent (2023: -0.4%) in 2024.*

Chart 6 ***Mining and Quarrying - Value Added, Annual Percentage Change and Percentage Share at Constant 2015 Prices***

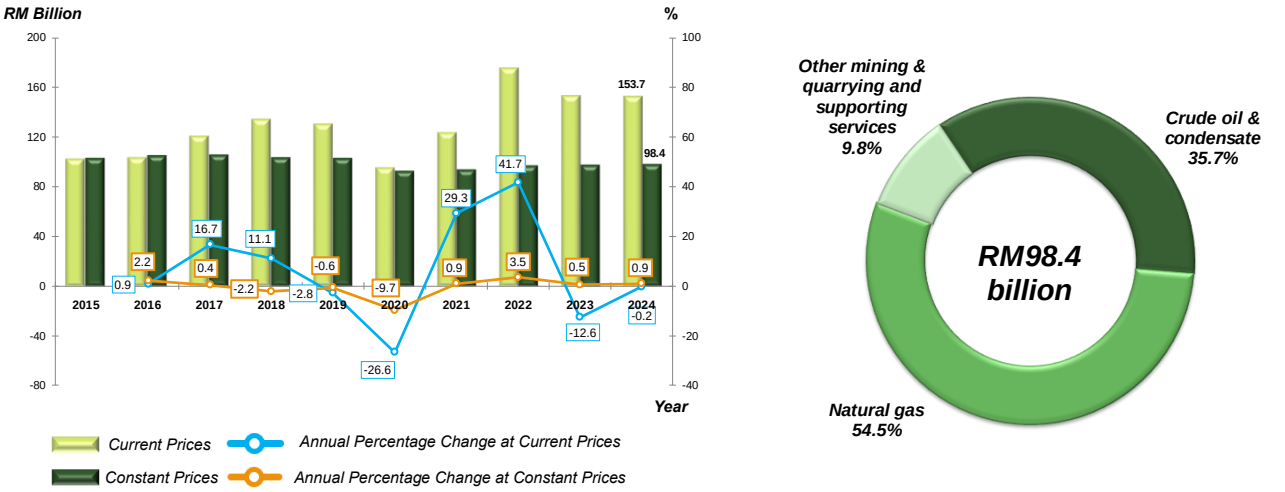

CONSTRUCTION

*The **Construction** sector surged 17.5 per cent as compared to 6.0 per cent in the previous year (Chart 7). The strong growth in this sector was driven by double-digit growth in all sub-sectors, led by Specialised construction activities, Civil engineering and Residential building which increased 21.0 per cent (2023: 6.6%), 16.3 per cent (2023: 14.5%) and 18.8 per cent (2023: 2.4%), respectively.*

Chart 7 ***Construction - Value Added, Annual Percentage Change and Percentage Share at Constant 2015 Prices***

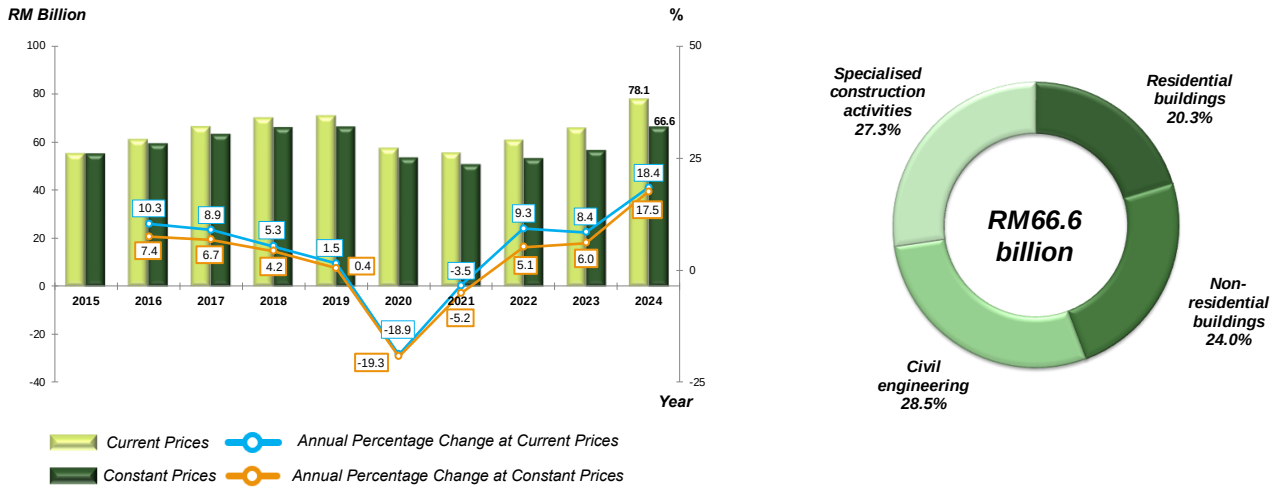

PRIVATE FINAL CONSUMPTION EXPENDITURE

***Private final consumption expenditure** elevated to 5.1 per cent from 4.6 per cent in the preceding year, as in Chart 8. The better performance was induced by the consumption expenditures on Transport, Food & non-alcoholic beverages and Restaurants & hotels.*

The share of goods expenditure rose to 59.6 per cent (2023: 59.0%), supported by non-durable goods (72.7%) and durable goods (17.3%). Conversely, the share of expenditure on services to total private consumption expenditure reduced from 41.0 per cent to 40.4 per cent in 2024.

Chart 8 ***Private Final Consumption Expenditure - Value Added, Annual Percentage Change and Percentage Share at Constant 2015 Prices***

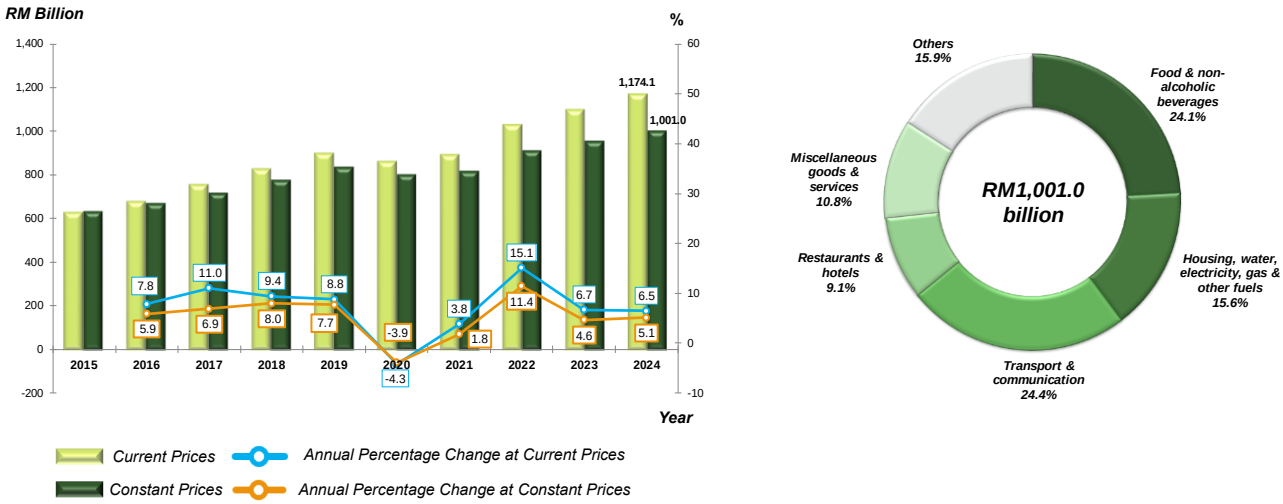

GOVERNMENT FINAL CONSUMPTION EXPENDITURE

Government final consumption expenditure *expanded 4.7 per cent as compared to 3.4 per cent in the preceding year (Chart 9). The growth was attributed to expenditure on economic affairs and education, which contributed to the overall government spending in 2024.*

Chart 9 ***Government Final Consumption Expenditure - Value Added, Annual Percentage Change and Percentage Share at Constant 2015 Prices***

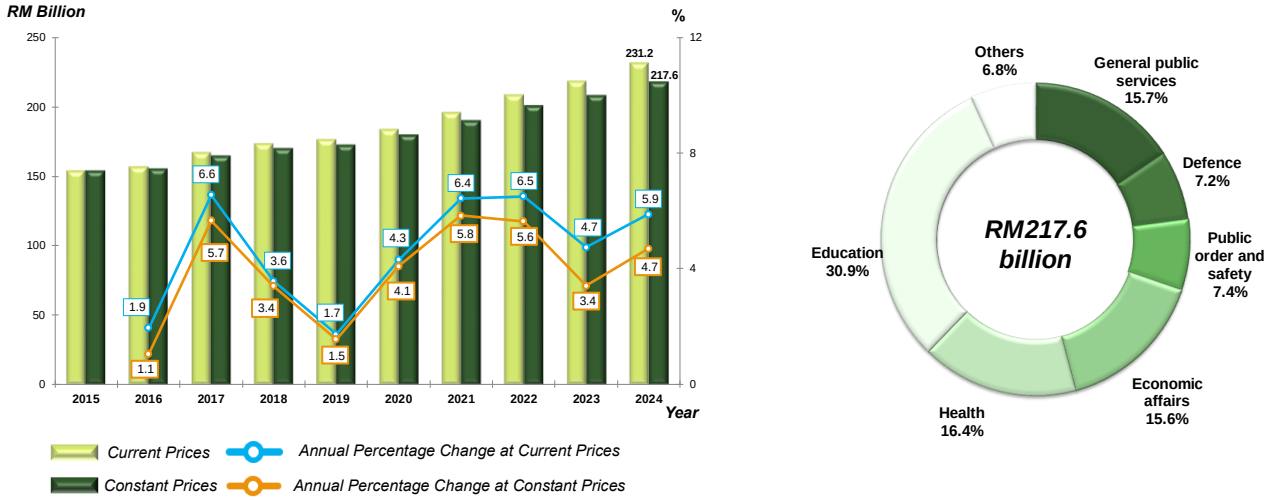

GROSS FIXED CAPITAL FORMATION

Gross fixed capital formation (GFCF) *surged to 12.0 per cent (2023: 5.4%), as illustrated in Chart 10. The expansion was driven by the Machinery & equipment and Structure, which accelerated to 15.3 per cent (2023: 6.1%) and 9.3 per cent (2023: 5.1%), respectively. In addition, Other assets grew 6.4 per cent (2023: 2.8%) in 2024.*

Meanwhile, the Private sector (share: 77.4%), which was augmented to 12.3 per cent from 4.5 per cent in 2024, has led the momentum of the GFCF. Furthermore, the Public sector posted a double-digit growth of 11.1 per cent from 8.5 per cent in the previous year.

Chart 10 ***Gross Fixed Capital Formation - Value Added, Annual Percentage Change and Percentage Share at Constant 2015 Prices***

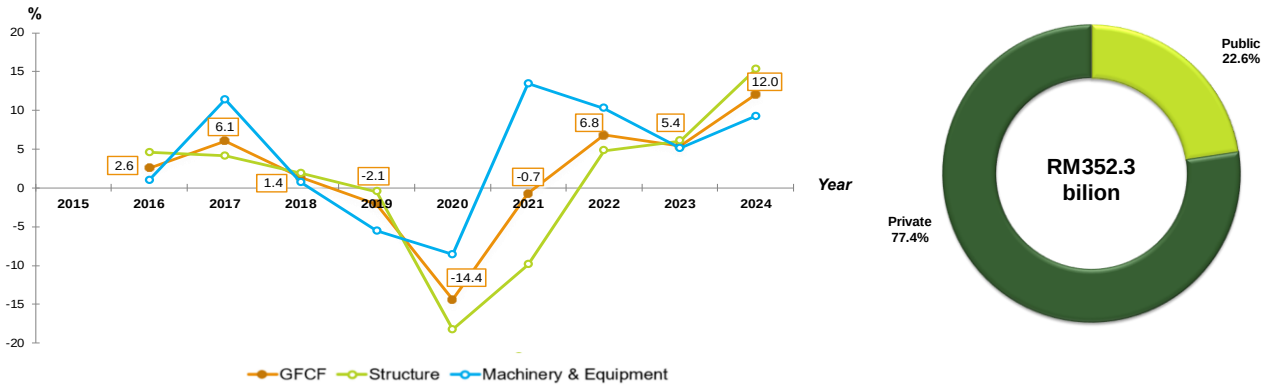

EXPORTS AND IMPORTS

Exports *rebounded to 8.3 per cent as compared to a decline of 7.9 per cent in the preceding year (Chart 11). The performance was supported by Exports of goods, which increased 5.3 per cent (2023: -12.5%) and accounted for 83.0 per cent of total Exports. Meanwhile, Exports of services grew 25.5 per cent from 32.9 per cent in 2023.*

Imports *rose to 8.2 per cent (2023: -6.8%), as depicted in Chart 12. Imports of goods and services recorded growth of 8.9 per cent and 5.7 per cent, respectively. In terms of share, Imports of goods amounted to 81.2 per cent of total Imports.*

Chart 11 ***Exports - Value Added, Annual Percentage Change and Percentage Share at Constant 2015 Prices***

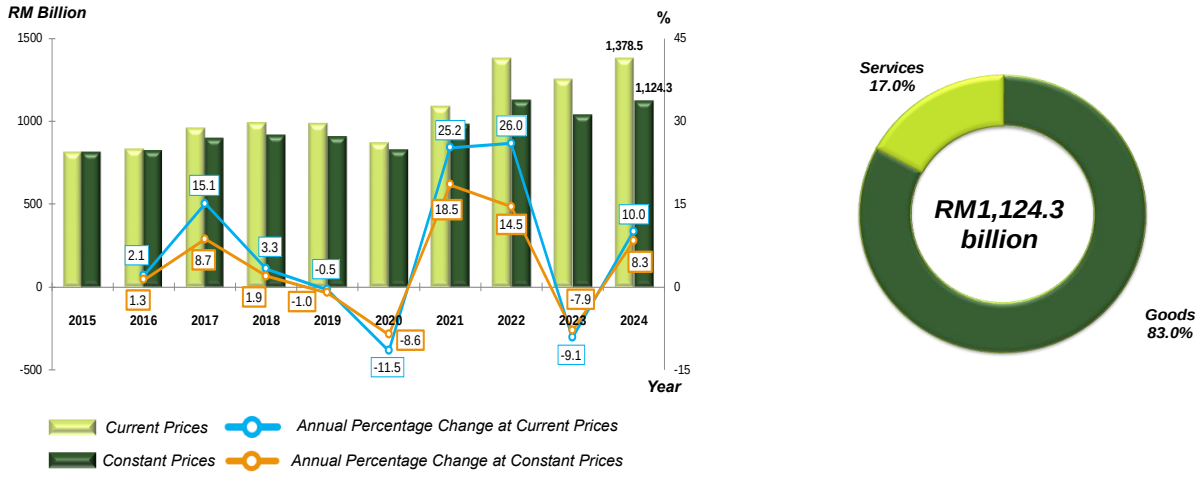

Chart 12 ***Imports - Value Added, Annual Percentage Change and Percentage Share at Constant 2015 Prices***

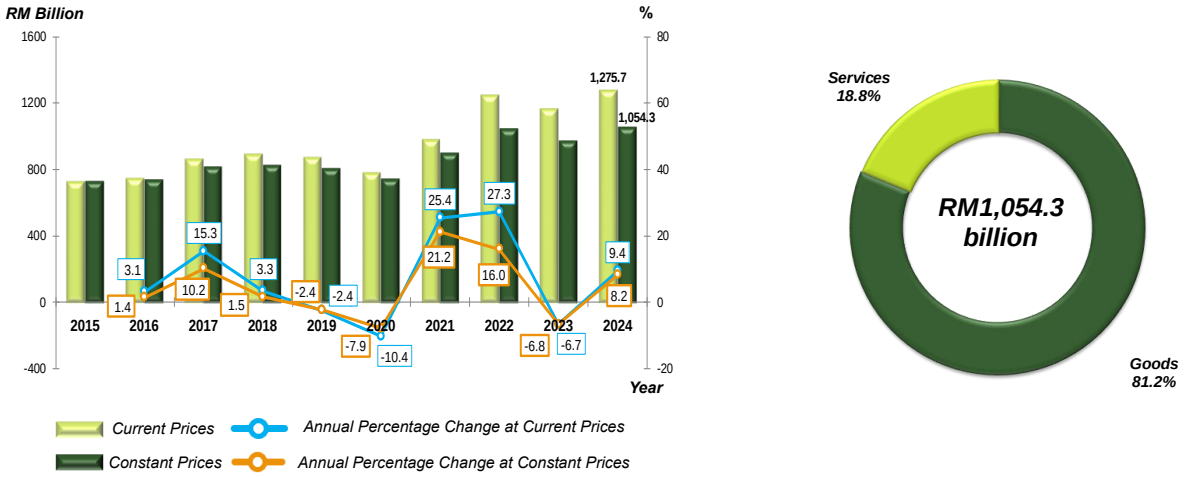

REVISIONS

The final GDP estimates for 2022 was based on the latest data sources. The GDP estimates have been revised for 2023 due to the availability of new data sources. Hence, GDP estimates for 2024 is a preliminary data.

JADUAL

TABLES

JADUAL

Muka surat ini sengaja dibiarkan kosong.
This page is deliberately left blank.

JADUAL 1 **Data Penting Ekonomi Makro pada Harga Semasa**
TABLE ***Key Macroeconomic Data at Current Prices***

Jenis perbelanjaan *Type of expenditure*	2015	2016	2017	2018	2019	2020	2021	2022	2023[e]	2024[p]
	a. Nilai (RM Juta) *a. Value (RM Million)*									
Keluaran dalam negeri kasar (KDNK) *Gross domestic product (GDP)*	1,176,941	1,249,698	1,372,310	1,447,760	1,512,738	1,418,491	1,548,701	1,794,893	1,824,019	1,932,291
Pendapatan primer bersih dari luar negeri *Net primary income from abroad*	-32,112	-34,592	-38,658	-45,082	-39,496	-28,520	-42,153	-56,943	-55,661	-66,111
Pendapatan negara kasar (PNK) *Gross national income (GNI)*	1,144,829	1,215,105	1,333,652	1,402,677	1,473,242	1,389,971	1,506,548	1,737,950	1,768,358	1,866,181
Pendapatan sekunder bersih dari luar negeri *Net secondary income from abroad*	-21,325	-18,629	-17,300	-19,729	-21,450	-2,714	-9,642	-14,905	-11,195	-8,963
Pendapatan boleh guna negara kasar (PBNK) *Gross national disposable income (GNDI)*	1,123,504	1,196,477	1,316,351	1,382,949	1,451,792	1,387,257	1,496,906	1,723,045	1,757,162	1,857,218
Tabungan negara kasar *Gross national savings*	334,383	354,773	388,885	378,272	371,322	337,938	402,839	480,572	435,957	451,929
Tabungan dalam negeri kasar *Gross domestic savings*	387,821	407,994	444,843	443,083	432,268	369,172	454,634	552,419	502,813	527,003
Penduduk ('000) *Population ('000)*	31,186	31,634	32,023	32,382	32,523	32,447	32,576	32,698	33,402	34,059
Pendapatan negara kasar (PNK) per kapita (RM) *Gross national income (GNI) per capita (RM)*	36,710	38,412	41,647	43,316	45,298	42,838	46,247	53,151	52,942	54,793
Jurang tabungan-pelaburan *Savings-investment gap*	35,155	29,907	38,296	32,295	52,918	59,091	60,178	57,223	20,048	27,716
	b. Perubahan Peratusan Tahunan *b. Annual Percentage Change*									
Keluaran dalam negeri kasar (KDNK) *Gross domestic product (GDP)*		6.2	9.8	5.5	4.5	-6.2	9.2	15.9	1.6	5.9
Pendapatan negara kasar (PNK) *Gross national income (GNI)*		6.1	9.8	5.2	5.0	-5.7	8.4	15.4	1.7	5.5
Pendapatan boleh guna negara kasar (PBNK) *Gross national disposable income (GNDI)*		6.5	10.0	5.1	5.0	-4.4	7.9	15.1	2.0	5.7
Tabungan negara kasar *Gross national savings*		6.1	9.6	-2.7	-1.8	-9.0	19.2	19.3	-9.3	3.7
Tabungan dalam negeri kasar *Gross domestic savings*		5.2	9.0	-0.4	-2.4	-14.6	23.1	21.5	-9.0	4.8
Penduduk ('000) *Population ('000)*		1.4	1.2	1.1	0.4	-0.2	0.4	0.4	2.2	2.0
Pendapatan negara kasar (PNK) per kapita (RM) *Gross national income (GNI) per capita (RM)*		4.6	8.4	4.0	4.6	-5.4	8.0	14.9	-0.4	3.5
	c. Sumbangan Peratusan kepada KDNK *c. Percentage Share to GDP*									
Pendapatan negara kasar (PNK) *Gross national income (GNI)*	97.3	97.2	97.2	96.9	97.4	98.0	97.3	96.8	96.9	96.6
Pendapatan boleh guna negara kasar (PBNK) *Gross national disposable income (GNDI)*	95.5	95.7	95.9	95.5	96.0	97.8	96.7	96.0	96.3	96.1
Tabungan negara kasar *Gross national savings*	28.4	28.4	28.3	26.1	24.5	23.8	26.0	26.8	23.9	23.4
Tabungan dalam negeri kasar *Gross domestic savings*	33.0	32.6	32.4	30.6	28.6	26.0	29.4	30.8	27.6	27.3
Tabungan negara kasar (% dari PNK) *Gross national savings (% of GNI)*	29.2	29.2	29.2	27.0	25.2	24.3	26.7	27.7	24.7	24.2

JADUAL 2 **KDNK mengikut Jenis Aktiviti Ekonomi pada Harga Semasa**
TABLE ***GDP by Kind of Economic Activity at Current Prices***

RM Juta/ *Million*

Jenis aktiviti ekonomi *Kind of economic activity*	2015	2016	2017	2018	2019	2020	2021	2022	2023[e]	2024[p]
1. **Pertanian** ***Agriculture***	**97,539**	**105,756**	**117,995**	**108,757**	**109,542**	**115,834**	**148,152**	**160,856**	**141,641**	**157,066**
1.1 Getah *Rubber*	3,348	3,548	4,872	2,894	3,324	2,590	3,125	2,433	2,090	3,123
1.2 Kelapa sawit *Oil palm*	37,853	42,767	51,240	42,033	40,131	50,727	78,219	88,491	67,716	81,524
1.3 Ternakan *Livestock*	12,694	13,726	14,966	15,828	17,204	17,454	19,118	20,021	21,139	21,872
1.3.1 Ternakan ayam dan itik *Poultry*	7,683	8,588	9,414	9,685	10,564	11,084	12,352	12,753	13,440	14,104
1.3.2 Lembu/ kerbau *Cattle*	1,058	1,101	1,159	1,220	1,306	1,442	1,565	1,631	1,670	1,629
1.3.3 Ternakan lain *Other livestocks*	3,953	4,037	4,393	4,924	5,334	4,927	5,201	5,637	6,029	6,138
1.4 Pertanian lain *Other agriculture*	22,652	23,842	26,071	26,402	27,553	26,844	28,801	29,286	29,729	30,311
1.4.1 Padi *Paddy*	2,205	2,246	2,225	2,407	2,427	2,473	2,551	2,372	2,323	2,218
1.4.2 Sayur-sayuran *Vegetables*	9,541	10,056	10,702	10,982	11,500	12,311	13,717	14,158	14,439	14,394
1.4.3 Buah-buahan *Fruits*	4,155	4,378	5,381	5,235	5,400	5,214	5,361	5,158	5,232	5,392
1.4.4 Tanaman makanan *Food crops*	5,718	6,198	6,704	6,676	7,113	5,717	6,021	6,390	6,499	7,075
1.4.5 Lain-lain *Others*	1,032	964	1,059	1,102	1,113	1,128	1,152	1,208	1,235	1,231
1.5 Perhutanan dan pembalakan *Forestry and logging*	8,810	9,246	7,819	7,928	7,564	6,243	6,615	7,242	7,225	6,644
1.6 Perikanan *Fishing*	12,181	12,627	13,027	13,672	13,766	11,976	12,274	13,382	13,742	13,592
1.6.1 Perikanan laut *Marine fishing*	8,007	8,528	8,716	8,646	8,687	7,044	7,458	7,974	8,258	8,154
1.6.2 Akuakultur *Aquaculture*	4,175	4,099	4,312	5,026	5,079	4,932	4,816	5,408	5,484	5,439
2. **Perlombongan dan pengkuarian** ***Mining and quarrying***	**103,059**	**103,959**	**121,326**	**134,833**	**131,084**	**96,172**	**124,355**	**176,249**	**154,101**	**153,740**
2.1 Minyak mentah dan kondensat *Crude oil and condensate*	46,526	46,023	58,254	70,800	64,285	39,011	55,325	80,260	66,510	64,006
2.2 Gas asli *Natural gas*	49,119	49,722	53,908	54,290	56,035	47,923	59,834	85,032	75,854	76,817
2.3 Perlombongan lain & pengkuarian dan perkhidmatan sokongan *Other mining & quarrying and supporting services*	7,414	8,214	9,164	9,743	10,764	9,237	9,195	10,957	11,736	12,917
3. **Pembuatan** ***Manufacturing***	**262,379**	**272,396**	**299,797**	**311,676**	**323,862**	**315,360**	**361,826**	**418,898**	**419,893**	**434,772**
3.1 Minyak dan lemak daripada sayuran & haiwan *Vegetable and animal oils & fats*	11,713	12,046	15,069	13,156	12,131	13,783	16,070	18,245	15,374	16,769
3.2 Prosesan makanan *Food processing*	13,428	14,508	15,412	16,515	18,061	19,816	23,335	27,745	30,184	31,746
3.3 Minuman *Beverages*	4,152	4,564	4,959	5,088	5,269	4,526	5,103	5,784	5,907	6,460
3.4 Produk tembakau *Tobacco products*	3,445	3,556	3,639	3,721	3,908	3,205	2,813	3,412	3,939	3,950
3.5 Tekstil dan pakaian *Textile and wearing apparel*	4,296	4,588	4,926	5,060	5,285	4,705	5,078	5,583	5,686	5,951
3.6 *Kulit dan produk berkaitan* *Leather and related products*	627	732	732	750	826	718	840	1,033	1,130	1,193
3.7 Keluaran kayu *Wood products*	6,471	6,954	7,291	7,737	8,167	6,943	7,741	8,991	8,674	8,712
3.8 Kertas dan produk kertas *Paper and paper products*	3,895	4,195	4,641	4,898	5,098	4,915	5,921	6,796	7,056	7,058
3.9 Percetakan dan pengeluaran semula media rakaman *Printing and reproduction of recorded media*	3,492	3,815	4,014	4,056	4,397	4,078	4,106	4,369	4,577	4,793

JADUAL 2 **KDNK mengikut Jenis Aktiviti Ekonomi pada Harga Semasa**
TABLE ***GDP by Kind of Economic Activity at Current Prices***

RM Juta/ *Million*

Jenis aktiviti ekonomi *Kind of economic activity*	2015	2016	2017	2018	2019	2020	2021	2022	2023[e]	2024[p]
3.10 Produk petroleum bertapis *Refined petroleum products*	34,341	32,404	39,791	45,228	47,481	42,119	54,749	69,003	63,078	56,937
3.11 Bahan kimia & produk kimia dan produk farmaseutikal *Chemicals & chemical products and pharmaceutical products*	28,572	29,649	31,888	33,614	33,483	30,668	36,711	40,356	40,581	41,321
3.12 Produk getah *Rubber products*	6,415	6,659	7,576	7,930	8,513	13,334	17,506	14,283	13,024	14,300
3.13 Produk plastik *Plastics products*	8,979	9,439	9,872	10,268	10,565	10,636	12,078	12,954	12,796	13,457
3.14 Produk mineral bukan logam *Non-metallic mineral products*	10,321	10,999	11,425	11,913	12,458	9,962	9,975	11,220	11,867	12,592
3.15 Logam asas *Basic metals*	7,311	7,472	8,318	9,070	9,274	8,916	10,035	11,610	11,951	13,068
3.16 Produk logam yang direka *Fabricated metal products*	13,940	14,727	15,753	16,609	17,082	14,114	15,304	17,311	18,859	20,660
3.17 Jentera dan peralatan *Machinery and equipment*	8,294	8,759	9,204	9,612	9,857	9,612	10,581	11,390	10,899	11,204
3.18 Komputer dan kelengkapan peranti *Computers and peripheral equipment*	5,388	5,601	5,211	5,292	5,704	6,072	6,614	6,758	7,204	9,107
3.19 Kelengkapan elektrik *Electrical equipment*	5,294	5,541	6,464	6,613	6,857	7,172	8,338	10,351	10,767	10,887
3.20 Komponen & papan elektronik, peralatan komunikasi dan elektronik pengguna *Electronic components & boards, communication equipment and consumer electronics*	46,698	50,695	55,389	56,773	59,981	63,395	71,124	87,409	89,202	94,430
3.21 Pembuatan peralatan perubatan, ketepatan & optik, jam tangan dan jam *Manufacture of medical, precision & optical instrument, watches and clocks*	4,571	4,981	5,020	5,067	4,972	4,704	5,228	5,945	6,495	8,200
3.22 Kenderaan bermotor dan peralatan pengangkutan *Motor vehicles and transport equipment*	23,066	22,362	24,416	23,674	24,808	22,978	23,802	28,601	30,676	31,251
3.23 Perabot *Furniture*	3,927	4,288	4,571	4,611	4,997	4,712	4,509	5,035	4,957	5,400
3.24 Pembuatan lain dan pembaikan & pemasangan mesin dan kelengkapan *Other manufacturing and repair & installation of machinery and equipment*	3,745	3,864	4,215	4,418	4,688	4,275	4,266	4,714	5,011	5,327
4. **Pembinaan** ***Construction***	**55,382**	**61,089**	**66,552**	**70,048**	**71,067**	**57,657**	**55,654**	**60,824**	**65,944**	**78,079**
4.1 Bangunan kediaman *Residential buildings*	15,246	17,027	17,701	16,407	15,933	13,377	11,939	12,245	12,863	15,378
4.2 Bangunan bukan kediaman *Non-residential buildings*	15,360	15,614	16,309	16,116	14,887	12,587	12,641	15,718	16,074	18,532
4.3 Kejuruteraan awam *Civil engineering*	15,373	18,210	21,336	25,279	27,476	20,044	16,752	17,201	19,885	23,234
4.4 Aktiviti pembinaan pertukangan khas *Specialised construction activities*	9,402	10,238	11,206	12,247	12,772	11,650	14,321	15,660	17,122	20,935
5. **Perkhidmatan** ***Services***	**643,883**	**689,969**	**747,360**	**804,993**	**860,130**	**817,713**	**841,692**	**959,254**	**1,021,952**	**1,085,876**
5.1 Utiliti *Utilities*	31,710	33,484	35,376	37,811	40,909	40,541	41,758	43,575	45,252	47,843
5.1.1 Elektrik dan gas *Electricity and gas*	25,774	26,953	28,225	30,102	32,556	31,452	31,899	33,149	34,131	36,214
5.1.2 Air, pembentungan dan pengurusan sisa *Water, sewerage and waste management*	5,936	6,530	7,152	7,709	8,353	9,090	9,859	10,426	11,121	11,628
5.2 Perdagangan borong dan runcit *Wholesale and retail trade*	184,023	198,155	218,318	237,239	253,857	240,527	250,010	299,034	321,986	339,327
5.2.1 Perdagangan borong *Wholesale trade*	82,183	88,360	96,980	104,884	111,768	106,060	112,261	124,403	131,096	136,879
5.2.2 Perdagangan runcit *Retail trade*	78,555	86,686	97,497	107,690	116,574	111,500	116,852	144,170	156,210	165,500
5.2.3 Kenderaan bermotor *Motor vehicles*	23,285	23,108	23,841	24,665	25,514	22,967	20,897	30,460	34,680	36,948

JADUAL 2 **KDNK mengikut Jenis Aktiviti Ekonomi pada Harga Semasa**
TABLE ***GDP by Kind of Economic Activity at Current Prices***

RM Juta/ *Million*

Jenis aktiviti ekonomi *Kind of economic activity*	2015	2016	2017	2018	2019	2020	2021	2022	2023[e]	2024[p]
5.3 Makanan & minuman dan penginapan *Food & beverage and accommodation*	36,219	40,153	44,739	50,334	56,805	43,031	39,712	55,007	61,267	66,502
5.3.1 Makanan dan minuman *Food and beverage*	28,352	31,745	35,702	40,596	46,277	37,796	35,727	45,594	49,195	52,717
5.3.2 Penginapan *Accommodation*	7,867	8,408	9,037	9,738	10,528	5,235	3,985	9,413	12,072	13,785
5.4 Pengangkutan dan penyimpanan *Transportation and storage*	42,057	45,234	48,786	52,707	57,107	45,383	46,369	60,872	69,753	77,051
5.4.1 Pengangkutan darat *Land transport*	10,246	11,159	12,157	13,247	14,514	10,780	11,266	15,605	18,141	20,195
5.4.2 Pengangkutan air *Water transport*	6,081	6,211	6,374	6,600	6,822	6,223	6,476	7,523	8,444	9,209
5.4.3 Pengangkutan udara *Air transport*	5,734	5,993	6,276	6,530	6,849	2,334	1,404	3,460	4,661	5,082
5.4.4 Pelabuhan dan operasi lapangan terbang *Port and airport operation*	5,817	6,381	7,050	7,804	8,624	7,806	8,206	6,822	7,677	8,074
5.4.5 Operasi lebuhraya *Highway operation*	6,100	6,707	7,293	7,908	8,584	7,390	7,131	7,186	8,325	9,166
5.4.6 Aktiviti sokongan untuk pengangkutan *Support activities for transportation*	6,320	6,874	7,526	8,278	9,117	7,772	8,397	15,983	17,832	20,312
5.4.7 Pos dan kurier *Postal and courier*	1,759	1,909	2,111	2,339	2,596	3,078	3,489	4,292	4,673	5,012
5.5 Maklumat dan komunikasi *Information and communication*	62,303	67,730	74,039	80,359	85,695	90,696	96,184	101,417	105,378	109,130
5.5.1 Aktiviti penerbitan dan penyiaran *Publishing and broadcasting activities*	6,646	7,017	7,701	8,156	8,542	7,640	7,590	8,642	9,427	10,168
5.5.2 Telekomunikasi *Telecommunications*	40,999	45,077	49,502	53,959	57,793	63,025	68,056	70,811	73,161	75,381
5.5.3 Aktiviti komputer dan perkhidmatan maklumat *Computer and information service activities*	14,657	15,636	16,836	18,244	19,361	20,031	20,538	21,964	22,790	23,581
5.6 Kewangan *Finance*	60,018	61,507	65,511	68,190	70,910	72,344	79,123	81,775	81,853	86,209
5.6.1 Pengantara kewangan *Monetary intermediation*	50,787	52,023	54,989	57,487	59,942	59,992	66,433	69,197	67,425	70,775
5.6.2 Lain-lain pengantara kewangan dan aktiviti sokongan kewangan *Other financial intermediation and activities auxiliary to finance*	9,231	9,484	10,522	10,703	10,968	12,352	12,690	12,578	14,428	15,434
5.7 Insurans *Insurance*	18,616	19,950	20,755	22,765	24,116	25,298	28,610	27,458	25,588	27,272
5.7.1 Insurans dan tabungan pencen *Insurance and pension funding*	18,028	19,333	20,129	22,129	23,503	24,736	28,020	26,793	24,865	26,660
5.7.2 Aktiviti sokongan insurans *Activities auxiliary to insurance*	587	617	626	635	613	563	590	665	723	613
5.8 Hartanah *Real estate*	17,561	18,974	20,608	22,293	24,104	20,174	17,681	23,254	24,404	27,616
5.9 Perkhidmatan perniagaan *Business services*	33,869	37,101	40,759	44,927	49,351	43,002	39,978	48,852	54,455	59,388
5.9.1 Profesional, saintifik dan teknikal *Professional, scientific and technical*	22,928	25,089	27,748	30,824	34,112	31,491	30,030	35,548	39,088	42,617
5.9.2 Pentadbiran dan khidmat sokongan *Administrative and support services*	10,942	12,011	13,011	14,103	15,239	11,511	9,948	13,305	15,367	16,772
5.10 Kediaman yang didiami oleh pemilik *Owner occupied dwelling*	26,271	27,726	29,325	30,978	32,684	34,125	34,854	35,814	37,501	39,159
5.11 Perkhidmatan kemasyarakatan, sosial dan persendirian *Community, social and personal services*	29,968	32,177	34,623	37,430	40,496	32,489	30,461	38,628	42,884	47,222
5.11.1 Perkhidmatan kesihatan swasta *Private health services*	8,028	8,774	9,628	10,541	11,498	11,117	12,155	13,476	14,897	16,274
5.11.2 Perkhidmatan pendidikan swasta *Private education services*	9,233	10,029	10,882	11,708	12,513	11,791	11,469	12,499	13,556	14,668
5.11.3 Perkhidmatan swasta lain *Other private services*	12,707	13,374	14,113	15,181	16,485	9,580	6,837	12,654	14,431	16,280

JADUAL 2 **KDNK mengikut Jenis Aktiviti Ekonomi pada Harga Semasa**
TABLE ***GDP by Kind of Economic Activity at Current Prices***

RM Juta/ *Million*

Jenis aktiviti ekonomi *Kind of economic activity*	2015	2016	2017	2018	2019	2020	2021	2022	2023[e]	2024[p]
5.12 Perkhidmatan kerajaan *Government services*	99,783	106,221	112,874	118,224	122,253	128,315	135,279	141,786	149,660	156,983
5.12.1 Perkhidmatan awam am *General public services*	16,180	16,985	16,341	15,151	14,654	12,500	15,845	23,915	23,983	23,081
5.12.2 Pertahanan *Defence*	8,723	8,879	9,286	8,139	8,027	8,384	8,478	8,510	9,007	9,101
5.12.3 Ketenteraman dan keselamatan awam *Public order and safety*	10,246	10,092	10,634	10,741	9,989	10,500	11,049	10,832	11,767	11,996
5.12.4 Perkhidmatan ekonomi *Economic affairs*	8,226	8,800	9,627	14,819	16,564	18,181	18,207	17,780	20,254	22,111
5.12.5 Perlindungan alam sekitar *Environmental protection*	367	372	407	331	342	433	482	106	339	313
5.12.6 Kemudahan perumahan dan kemasyarakatan *Housing and community amenities*	1,247	1,507	1,912	2,480	3,038	4,010	3,801	3,594	4,054	4,318
5.12.7 Kesihatan *Health*	13,131	14,870	16,275	17,058	18,162	20,222	22,142	20,566	22,990	24,224
5.12.8 Rekreasi, kebudayaan dan keagamaan *Recreation, culture and religion*	1,809	1,839	2,123	1,760	2,256	2,322	2,677	2,530	2,853	3,111
5.12.9 Pendidikan *Education*	38,728	41,716	44,891	45,581	47,453	48,963	50,398	51,628	51,757	56,248
5.12.10 Perlindungan sosial *Social protection*	1,126	1,162	1,376	2,163	1,766	2,801	2,202	2,325	2,656	2,480
5.13 Institusi bukan keuntungan yang berkhidmat kepada isi rumah *Non-profit institutions serving households*	320	334	353	370	393	480	528	618	673	749
5.14 Perkhidmatan domestik bagi isi rumah *Domestic services of households*	1,165	1,223	1,292	1,367	1,450	1,308	1,145	1,165	1,299	1,424
6. **tambah Duti import** ***plus Import duties***	**14,699**	**16,529**	**19,280**	**17,453**	**17,053**	**15,755**	**17,023**	**18,812**	**20,487**	**22,760**
KDNK pada harga pembeli ***GDP at purchasers' prices***	**1,176,941**	**1,249,698**	**1,372,310**	**1,447,760**	**1,512,738**	**1,418,491**	**1,548,701**	**1,794,893**	**1,824,019**	**1,932,291**

JADUAL 3 **KDNK mengikut Jenis Aktiviti Ekonomi pada Harga Malar 2015**
TABLE ***GDP by Kind of Economic Activity at Constant 2015 Prices***

RM Juta/ *Million*

Jenis aktiviti ekonomi *Kind of economic activity*	2015	2016	2017	2018	2019	2020	2021	2022	2023[e]	2024[p]
1. **Pertanian** ***Agriculture***	**97,539**	**93,977**	**99,509**	**99,637**	**101,573**	**99,109**	**98,843**	**100,164**	**100,393**	**103,458**
1.1 Getah *Rubber*	3,348	3,138	3,432	2,829	3,002	2,444	2,230	1,790	1,672	1,847
1.2 Kelapa sawit *Oil palm*	37,853	33,063	38,366	37,664	38,239	36,869	34,789	36,120	36,203	38,063
1.3 Ternakan *Livestock*	12,694	13,154	13,827	14,584	15,459	16,002	16,495	16,639	16,884	17,444
1.3.1 Ternakan ayam dan itik *Poultry*	7,683	8,015	8,330	8,669	9,267	9,683	9,993	10,127	10,270	10,734
1.3.2 Lembu/ kerbau *Cattle*	1,058	1,044	1,029	1,037	1,101	1,199	1,258	1,252	1,258	1,232
1.3.3 Ternakan lain *Other livestocks*	3,953	4,096	4,468	4,878	5,091	5,120	5,244	5,259	5,355	5,478
1.4 Pertanian lain *Other agriculture*	22,652	23,547	24,293	25,349	26,369	27,367	28,838	28,790	29,335	29,729
1.4.1 Padi *Paddy*	2,205	2,246	2,225	2,362	2,363	2,388	2,433	2,224	2,164	2,047
1.4.2 Sayur-sayuran *Vegetables*	9,541	10,031	10,400	10,837	11,374	12,152	13,120	13,146	13,475	13,698
1.4.3 Buah-buahan *Fruits*	4,155	4,286	4,414	4,613	4,760	4,929	5,335	5,392	5,492	5,655
1.4.4 Tanaman makanan *Food crops*	5,718	5,927	6,143	6,395	6,694	6,687	6,710	6,725	6,862	6,972
1.4.5 Lain-lain *Others*	1,032	1,057	1,112	1,142	1,178	1,212	1,240	1,302	1,342	1,357
1.5 Perhutanan dan pembalakan *Forestry and logging*	8,810	8,642	7,266	6,986	6,382	5,140	5,241	5,271	4,813	4,553
1.6 Perikanan *Fishing*	12,181	12,433	12,325	12,225	12,122	11,286	11,250	11,555	11,486	11,822
1.6.1 Perikanan laut *Marine fishing*	8,007	8,380	8,093	8,081	8,054	7,293	7,266	7,255	7,229	7,586
1.6.2 Akuakultur *Aquaculture*	4,175	4,053	4,231	4,144	4,068	3,992	3,984	4,300	4,257	4,235
2. **Perlombongan dan pengkuarian** ***Mining and quarrying***	**103,059**	**105,368**	**105,838**	**103,557**	**102,887**	**92,879**	**93,717**	**97,004**	**97,537**	**98,432**
2.1 Minyak mentah dan kondensat *Crude oil and condensate*	46,526	46,821	45,807	45,430	42,460	38,430	36,410	36,283	36,144	35,155
2.2 Gas asli *Natural gas*	49,119	50,607	51,492	49,322	50,643	45,896	49,166	51,748	52,034	53,596
2.3 Perlombongan lain & pengkuarian dan perkhidmatan sokongan *Other mining & quarrying and supporting services*	7,414	7,940	8,539	8,806	9,784	8,554	8,142	8,973	9,360	9,681
3. **Pembuatan** ***Manufacturing***	**262,379**	**273,899**	**290,464**	**304,843**	**316,283**	**307,606**	**336,724**	**364,226**	**366,793**	**382,034**
3.1 Minyak dan lemak daripada sayuran & haiwan *Vegetable and animal oils & fats*	11,713	11,336	13,326	13,319	13,178	12,771	11,618	11,393	11,871	12,496
3.2 Prosesan makanan *Food processing*	13,428	14,233	15,094	16,149	17,270	18,110	19,898	21,559	22,758	23,835
3.3 Minuman *Beverages*	4,152	4,557	4,975	5,133	5,282	4,526	4,975	5,629	5,711	6,104
3.4 Produk tembakau *Tobacco products*	3,445	3,553	3,624	3,686	3,899	3,183	2,781	3,388	3,862	4,244
3.5 Tekstil dan pakaian *Textile and wearing apparel*	4,296	4,584	4,960	5,178	5,466	4,809	5,132	5,294	5,301	5,407
3.6 Kulit dan produk berkaitan *Leather and related products*	627	680	722	748	786	635	705	877	943	997
3.7 Keluaran kayu *Wood products*	6,471	6,699	6,938	7,323	7,691	6,768	7,383	7,893	7,567	7,845
3.8 Kertas dan produk kertas *Paper and paper products*	3,895	4,066	4,287	4,473	4,672	4,547	5,238	5,632	5,848	6,018
3.9 Percetakan dan pengeluaran semula media rakaman *Printing and reproduction of recorded media*	3,492	3,687	3,863	4,013	4,182	3,974	4,107	4,364	4,620	4,994

JADUAL 3 **KDNK mengikut Jenis Aktiviti Ekonomi pada Harga Malar 2015**
TABLE ***GDP by Kind of Economic Activity at Constant 2015 Prices***

RM Juta/ *Million*

Jenis aktiviti ekonomi *Kind of economic activity*	2015	2016	2017	2018	2019	2020	2021	2022	2023[e]	2024[p]
3.10 Produk petroleum bertapis *Refined petroleum products*	34,341	35,522	36,750	37,962	39,026	35,286	39,784	41,934	40,986	41,783
3.11 Bahan kimia & produk kimia dan produk farmaseutikal *Chemicals & chemical products and pharmaceutical products*	28,572	30,239	31,612	33,071	33,767	32,201	35,502	36,600	37,926	38,847
3.12 Produk getah *Rubber products*	6,415	6,642	7,062	7,419	7,939	12,076	14,722	12,295	11,419	12,384
3.13 Produk plastik *Plastics products*	8,979	9,314	9,575	9,966	10,250	10,521	11,779	12,103	11,774	12,403
3.14 Produk mineral bukan logam *Non-metallic mineral products*	10,321	10,778	11,265	11,887	12,438	10,569	10,695	11,671	12,168	13,054
3.15 Logam asas *Basic metals*	7,311	7,476	7,865	8,176	8,498	8,055	8,277	8,827	9,086	9,505
3.16 Produk logam yang direka *Fabricated metal products*	13,940	14,653	15,387	16,161	16,780	14,173	15,129	16,191	17,331	18,911
3.17 Jentera dan peralatan *Machinery and equipment*	8,294	8,753	9,203	9,690	10,075	10,212	11,291	12,007	11,770	12,222
3.18 Komputer dan kelengkapan peranti *Computers and peripheral equipment*	5,388	5,625	5,240	5,456	5,715	5,637	6,407	6,740	7,055	8,044
3.19 Kelengkapan elektrik *Electrical equipment*	5,294	5,600	6,060	6,115	6,293	6,317	7,187	7,924	8,083	8,033
3.20 Komponen & papan elektronik, peralatan komunikasi dan elektronik pengguna *Electronic components & boards, communication equipment and consumer electronics*	46,698	50,641	55,731	59,699	61,671	63,889	74,092	86,501	83,918	87,242
3.21 Pembuatan peralatan perubatan, ketepatan & optik, jam tangan dan jam *Manufacture of medical, precision & optical instrument, watches and clocks*	4,571	4,937	4,983	5,357	5,379	5,307	5,768	6,452	6,892	7,026
3.22 Kenderaan bermotor dan peralatan pengangkutan *Motor vehicles and transport equipment*	23,066	22,120	23,139	24,582	26,171	24,935	25,265	29,114	30,149	30,349
3.23 Perabot *Furniture*	3,927	4,318	4,569	4,761	5,140	4,785	4,613	5,058	4,829	5,169
3.24 Pembuatan lain dan pembaikan & pemasangan mesin dan kelengkapan *Other manufacturing and repair & installation of machinery and equipment*	3,745	3,887	4,234	4,516	4,716	4,320	4,375	4,778	4,927	5,121
4. **Pembinaan** ***Construction***	**55,382**	**59,508**	**63,522**	**66,194**	**66,453**	**53,616**	**50,839**	**53,455**	**56,663**	**66,580**
4.1 Bangunan kediaman *Residential buildings*	15,246	16,549	16,988	15,812	15,352	12,819	11,227	11,099	11,371	13,513
4.2 Bangunan bukan kediaman *Non-residential buildings*	15,360	15,197	15,537	15,348	14,188	11,945	11,731	14,044	13,983	15,947
4.3 Kejuruteraan awam *Civil engineering*	15,373	17,791	20,253	23,354	24,823	17,836	14,590	14,220	16,287	18,946
4.4 Aktiviti pembinaan pertukangan khas *Specialised construction activities*	9,402	9,972	10,743	11,681	12,089	11,015	13,291	14,091	15,021	18,174
5. **Perkhidmatan** ***Services***	**643,883**	**680,561**	**723,361**	**772,990**	**820,576**	**777,693**	**795,116**	**884,870**	**930,363**	**980,110**
5.1 Utiliti *Utilities*	31,710	33,412	34,396	36,109	38,326	37,950	39,021	40,399	41,487	42,983
5.1.1 Elektrik dan gas *Electricity and gas*	25,774	27,075	27,671	28,932	30,596	29,610	30,200	31,337	32,052	33,868
5.1.2 Air, pembentungan dan pengurusan sisa *Water, sewerage and waste management*	5,936	6,337	6,725	7,177	7,731	8,341	8,821	9,062	9,436	9,115
5.2 Perdagangan borong dan runcit *Wholesale and retail trade*	184,023	195,707	209,885	227,166	242,704	228,561	233,686	265,943	281,713	293,744
5.2.1 Perdagangan borong *Wholesale trade*	82,183	89,007	94,906	101,927	107,690	102,246	106,071	110,216	115,453	120,268
5.2.2 Perdagangan runcit *Retail trade*	78,555	84,103	92,077	101,471	110,245	103,999	107,382	127,411	135,378	141,199
5.2.3 Kenderaan bermotor *Motor vehicles*	23,285	22,598	22,902	23,769	24,769	22,315	20,233	28,316	30,882	32,277

JADUAL **3** **KDNK mengikut Jenis Aktiviti Ekonomi pada Harga Malar 2015**
TABLE ***GDP by Kind of Economic Activity at Constant 2015 Prices***

RM Juta/ *Million*

Jenis aktiviti ekonomi *Kind of economic activity*	2015	2016	2017	2018	2019	2020	2021	2022	2023[e]	2024[p]
5.3 Makanan & minuman dan penginapan *Food & beverage and accommodation*	36,219	38,831	41,748	45,502	49,821	36,539	32,622	43,894	47,019	49,919
5.3.1 Makanan dan minuman *Food and beverage*	28,352	30,575	33,043	36,263	39,971	31,675	28,938	35,249	36,099	37,536
5.3.2 Penginapan *Accommodation*	7,867	8,256	8,704	9,239	9,851	4,864	3,684	8,646	10,920	12,383
5.4 Pengangkutan dan penyimpanan *Transportation and storage*	42,057	44,463	47,212	50,208	53,632	42,078	42,603	55,250	62,785	69,510
5.4.1 Pengangkutan darat *Land transport*	10,246	10,936	11,695	12,518	13,463	9,830	10,171	13,984	16,130	17,866
5.4.2 Pengangkutan air *Water transport*	6,081	6,169	6,304	6,464	6,625	6,006	6,217	7,175	8,035	8,755
5.4.3 Pengangkutan udara *Air transport*	5,734	5,904	6,093	6,210	6,388	2,113	1,311	2,827	3,645	4,263
5.4.4 Pelabuhan dan operasi lapangan terbang *Port and airport operation*	5,817	6,230	6,735	7,308	7,946	7,082	7,239	5,854	6,493	6,854
5.4.5 Operasi lebuhraya *Highway operation*	6,100	6,621	7,146	7,719	8,378	7,190	7,051	7,081	8,078	9,088
5.4.6 Aktiviti sokongan untuk pengangkutan *Support activities for transportation*	6,320	6,733	7,230	7,787	8,417	7,048	7,456	14,545	16,360	18,389
5.4.7 Pos dan kurier *Postal and courier*	1,759	1,869	2,009	2,203	2,414	2,809	3,158	3,785	4,045	4,296
5.5 Maklumat dan komunikasi *Information and communication*	62,303	67,301	73,113	79,110	84,225	89,203	94,600	99,477	103,018	106,518
5.5.1 Aktiviti penerbitan dan penyiaran *Publishing and broadcasting activities*	6,646	6,875	7,374	7,785	8,091	7,222	7,140	7,874	8,354	8,873
5.5.2 Telekomunikasi *Telecommunications*	40,999	44,870	49,058	53,346	57,104	62,387	67,458	70,240	72,497	74,748
5.5.3 Aktiviti komputer dan perkhidmatan maklumat *Computer and information service activities*	14,657	15,556	16,682	17,979	19,031	19,594	20,002	21,364	22,167	22,898
5.6 Kewangan *Finance*	60,018	60,888	63,973	66,485	69,388	70,952	77,344	78,913	78,201	81,685
5.6.1 Pengantara kewangan *Monetary intermediation*	50,787	51,534	53,835	56,116	58,507	58,675	64,717	66,575	63,612	66,093
5.6.2 Lain-lain pengantara kewangan dan aktiviti sokongan kewangan *Other financial intermediation and activities auxiliary to finance*	9,231	9,353	10,137	10,369	10,881	12,277	12,627	12,338	14,588	15,592
5.7 Insurans *Insurance*	18,616	19,835	20,559	22,604	23,970	25,150	28,428	27,244	25,380	27,006
5.7.1 Insurans dan tabungan pencen *Insurance and pension funding*	18,028	19,232	19,948	21,974	23,362	24,591	27,838	26,588	24,575	26,311
5.7.2 Aktiviti sokongan insurans *Activities auxiliary to insurance*	587	603	611	629	608	559	590	656	805	696
5.8 Hartanah *Real estate*	17,561	18,412	19,393	20,381	21,433	17,766	15,466	20,177	20,937	23,525
5.9 Perkhidmatan perniagaan *Business services*	33,869	36,553	39,739	43,364	47,330	40,999	37,954	46,033	50,944	55,182
5.9.1 Profesional, saintifik dan teknikal *Professional, scientific and technical*	22,928	24,829	27,158	29,800	32,710	30,041	28,506	33,569	36,733	39,926
5.9.2 Pentadbiran dan khidmat sokongan *Administrative and support services*	10,942	11,724	12,580	13,564	14,620	10,959	9,448	12,464	14,210	15,255
5.10 Kediaman yang didiami oleh pemilik *Owner occupied dwelling*	26,271	27,491	28,796	30,131	31,514	32,606	33,104	33,698	34,781	35,870
5.11 Perkhidmatan kemasyarakatan, sosial dan persendirian *Community, social and personal services*	29,968	31,537	33,313	35,458	37,788	29,589	27,315	34,487	37,808	40,808
5.11.1 Perkhidmatan kesihatan swasta *Private health services*	8,028	8,473	8,965	9,504	10,070	9,454	10,246	11,342	12,492	13,595
5.11.2 Perkhidmatan pendidikan swasta *Private education services*	9,233	9,856	10,501	11,156	11,801	10,994	10,592	11,459	12,305	13,214
5.11.3 Perkhidmatan swasta lain *Other private services*	12,707	13,208	13,846	14,798	15,917	9,141	6,477	11,686	13,011	13,998

JADUAL **3** **KDNK mengikut Jenis Aktiviti Ekonomi pada Harga Malar 2015**
TABLE ***GDP by Kind of Economic Activity at Constant 2015 Prices***

RM Juta/ *Million*

Jenis aktiviti ekonomi *Kind of economic activity*	2015	2016	2017	2018	2019	2020	2021	2022	2023[e]	2024[p]
5.12 Perkhidmatan kerajaan *Government services*	99,783	104,620	109,694	114,891	118,804	124,699	131,482	137,784	144,593	151,515
5.12.1 Perkhidmatan awam am *General public services*	16,180	16,725	15,881	14,724	14,241	12,147	15,400	23,240	23,171	22,277
5.12.2 Pertahanan *Defence*	8,723	8,743	9,025	7,910	7,801	8,148	8,240	8,270	8,702	8,784
5.12.3 Ketenteraman dan keselamatan awam *Public order and safety*	10,246	9,937	10,335	10,438	9,707	10,204	10,739	10,527	11,368	11,578
5.12.4 Perkhidmatan ekonomi *Economic affairs*	8,226	8,666	9,356	14,401	16,097	17,669	17,696	17,278	19,569	21,341
5.12.5 Perlindungan alam sekitar *Environmental protection*	367	367	395	322	333	421	468	103	328	302
5.12.6 Kemudahan perumahan dan kemasyarakatan *Housing and community amenities*	1,247	1,485	1,859	2,410	2,952	3,897	3,694	3,492	3,917	4,168
5.12.7 Kesihatan *Health*	13,131	14,647	15,816	16,577	17,650	19,652	21,521	19,986	22,212	23,381
5.12.8 Rekreasi, kebudayaan dan keagamaan *Recreation, culture and religion*	1,809	1,811	2,064	1,711	2,193	2,256	2,602	2,458	2,757	3,003
5.12.9 Pendidikan *Education*	38,728	41,095	43,627	44,296	46,115	47,583	48,983	50,171	50,004	54,288
5.12.10 Perlindungan sosial *Social protection*	1,126	1,144	1,337	2,102	1,716	2,722	2,140	2,259	2,566	2,394
5.13 Institusi bukan keuntungan yang berkhidmat kepada isi rumah *Non-profit institutions serving households*	320	329	341	354	373	460	498	569	600	658
5.14 Perkhidmatan domestik bagi isi rumah *Domestic services of households*	1,165	1,181	1,199	1,227	1,268	1,141	993	1,001	1,097	1,188
6. **tambah Duti import** ***plus Import duties***	**14,699**	**16,000**	**18,076**	**16,546**	**16,179**	**15,346**	**15,642**	**16,784**	**18,392**	**19,692**
KDNK pada harga pembeli ***GDP at purchasers' prices***	**1,176,941**	**1,229,312**	**1,300,769**	**1,363,766**	**1,423,952**	**1,346,249**	**1,390,882**	**1,516,503**	**1,570,142**	**1,650,305**

JADUAL 4 **KDNK mengikut Jenis Aktiviti Ekonomi pada Harga Semasa - Perubahan Peratusan Tahunan**
TABLE ***GDP by Kind of Economic Activity at Current Prices - Annual Percentage Change***

(%)

Jenis aktiviti ekonomi *Kind of economic activity*	2016	2017	2018	2019	2020	2021	2022	2023[e]	2024[p]
1. **Pertanian** ***Agriculture***	**8.4**	**11.6**	**-7.8**	**0.7**	**5.7**	**27.9**	**8.6**	**-11.9**	**10.9**
1.1 Getah *Rubber*	6.0	37.3	-40.6	14.9	-22.1	20.7	-22.2	-14.1	49.4
1.2 Kelapa sawit *Oil palm*	13.0	19.8	-18.0	-4.5	26.4	54.2	13.1	-23.5	20.4
1.3 Ternakan *Livestock*	8.1	9.0	5.8	8.7	1.5	9.5	4.7	5.6	3.5
1.3.1 Ternakan ayam dan itik *Poultry*	11.8	9.6	2.9	9.1	4.9	11.4	3.2	5.4	4.9
1.3.2 Lembu/ kerbau *Cattle*	4.1	5.2	5.3	7.1	10.4	8.5	4.2	2.4	-2.5
1.3.3 Ternakan lain *Other livestocks*	2.1	8.8	12.1	8.3	-7.6	5.6	8.4	7.0	1.8
1.4 Pertanian lain *Other agriculture*	5.3	9.4	1.3	4.4	-2.6	7.3	1.7	1.5	2.0
1.4.1 Padi *Paddy*	1.8	-0.9	8.2	0.8	1.9	3.1	-7.0	-2.1	-4.5
1.4.2 Sayur-sayuran *Vegetables*	5.4	6.4	2.6	4.7	7.1	11.4	3.2	2.0	-0.3
1.4.3 Buah-buahan *Fruits*	5.4	22.9	-2.7	3.2	-3.5	2.8	-3.8	1.4	3.1
1.4.4 Tanaman makanan *Food crops*	8.4	8.2	-0.4	6.5	-19.6	5.3	6.1	1.7	8.9
1.4.5 Lain-lain *Others*	-6.5	9.8	4.1	1.0	1.3	2.1	4.9	2.3	-0.3
1.5 Perhutanan dan pembalakan *Forestry and logging*	4.9	-15.4	1.4	-4.6	-17.5	6.0	9.5	-0.2	-8.0
1.6 Perikanan *Fishing*	3.7	3.2	4.9	0.7	-13.0	2.5	9.0	2.7	-1.1
1.6.1 Perikanan laut *Marine fishing*	6.5	2.2	-0.8	0.5	-18.9	5.9	6.9	3.6	-1.3
1.6.2 Akuakultur *Aquaculture*	-1.8	5.2	16.6	1.0	-2.9	-2.4	12.3	1.4	-0.8
2. **Perlombongan dan pengkuarian** ***Mining and quarrying***	**0.9**	**16.7**	**11.1**	**-2.8**	**-26.6**	**29.3**	**41.7**	**-12.6**	**-0.2**
2.1 Minyak mentah dan kondensat *Crude oil and condensate*	-1.1	26.6	21.5	-9.2	-39.3	41.8	45.1	-17.1	-3.8
2.2 Gas asli *Natural gas*	1.2	8.4	0.7	3.2	-14.5	24.9	42.1	-10.8	1.3
2.3 Perlombongan lain & pengkuarian dan perkhidmatan sokongan *Other mining & quarrying and supporting services*	10.8	11.6	6.3	10.5	-14.2	-0.5	19.2	7.1	10.1
3. **Pembuatan** ***Manufacturing***	**3.8**	**10.1**	**4.0**	**3.9**	**-2.6**	**14.7**	**15.8**	**0.2**	**3.5**
3.1 Minyak dan lemak daripada sayuran & haiwan *Vegetable and animal oils & fats*	2.8	25.1	-12.7	-7.8	13.6	16.6	13.5	-15.7	9.1
3.2 Prosesan makanan *Food processing*	8.0	6.2	7.2	9.4	9.7	17.8	18.9	8.8	5.2
3.3 Minuman *Beverages*	9.9	8.6	2.6	3.6	-14.1	12.8	13.3	2.1	9.4
3.4 Produk tembakau *Tobacco products*	3.2	2.3	2.2	5.0	-18.0	-12.2	21.3	15.4	0.3
3.5 Tekstil dan pakaian *Textile and wearing apparel*	6.8	7.4	2.7	4.4	-11.0	7.9	9.9	1.8	4.7
3.6 Kulit dan produk berkaitan *Leather and related products*	16.8	-0.1	2.6	10.0	-13.0	17.0	22.9	9.4	5.6
3.7 Keluaran kayu *Wood products*	7.5	4.8	6.1	5.5	-15.0	11.5	16.1	-3.5	0.4
3.8 Kertas dan produk kertas *Paper and paper products*	7.7	10.6	5.5	4.1	-3.6	20.5	14.8	3.8	0.0
3.9 Percetakan dan pengeluaran semula media rakaman *Printing and reproduction of recorded media*	9.3	5.2	1.0	8.4	-7.2	0.7	6.4	4.8	4.7

JADUAL 4 **KDNK mengikut Jenis Aktiviti Ekonomi pada Harga Semasa - Perubahan Peratusan Tahunan**
TABLE ***GDP by Kind of Economic Activity at Current Prices - Annual Percentage Change***

(%)

Jenis aktiviti ekonomi *Kind of economic activity*	2016	2017	2018	2019	2020	2021	2022	2023[e]	2024[p]
3.10 Produk petroleum bertapis *Refined petroleum products*	-5.6	22.8	13.7	5.0	-11.3	30.0	26.0	-8.6	-9.7
3.11 Bahan kimia & produk kimia dan produk farmaseutikal *Chemicals & chemical products and pharmaceutical products*	3.8	7.6	5.4	-0.4	-8.4	19.7	9.9	0.6	1.8
3.12 Produk getah *Rubber products*	3.8	13.8	4.7	7.3	56.6	31.3	-18.4	-8.8	9.8
3.13 Produk plastik *Plastics products*	5.1	4.6	4.0	2.9	0.7	13.6	7.2	-1.2	5.2
3.14 Produk mineral bukan logam *Non-metallic mineral products*	6.6	3.9	4.3	4.6	-20.0	0.1	12.5	5.8	6.1
3.15 Logam asas *Basic metals*	2.2	11.3	9.0	2.3	-3.9	12.5	15.7	2.9	9.3
3.16 Produk logam yang direka *Fabricated metal products*	5.7	7.0	5.4	2.8	-17.4	8.4	13.1	8.9	9.6
3.17 Jentera dan peralatan *Machinery and equipment*	5.6	5.1	4.4	2.6	-2.5	10.1	7.6	-4.3	2.8
3.18 Komputer dan kelengkapan peranti *Computers and peripheral equipment*	4.0	-7.0	1.6	7.8	6.5	8.9	2.2	6.6	26.4
3.19 Kelengkapan elektrik *Electrical equipment*	4.7	16.7	2.3	3.7	4.6	16.3	24.1	4.0	1.1
3.20 Komponen & papan elektronik, peralatan komunikasi dan elektronik pengguna *Electronic components & boards, communication equipment and consumer electronics*	8.6	9.3	2.5	5.7	5.7	12.2	22.9	2.1	5.9
3.21 Pembuatan peralatan perubatan, ketepatan & optik, jam tangan dan jam *Manufacture of medical, precision & optical instrument, watches and clocks*	9.0	0.8	0.9	-1.9	-5.4	11.1	13.7	9.2	26.3
3.22 Kenderaan bermotor dan peralatan pengangkutan *Motor vehicles and transport equipment*	-3.0	9.2	-3.0	4.8	-7.4	3.6	20.2	7.3	1.9
3.23 Perabot *Furniture*	9.2	6.6	0.9	8.4	-5.7	-4.3	11.7	-1.6	8.9
3.24 Pembuatan lain dan pembaikan & pemasangan mesin dan kelengkapan *Other manufacturing and repair & installation of machinery and equipment*	3.2	9.1	4.8	6.1	-8.8	-0.2	10.5	6.3	6.3
4. Pembinaan ***Construction***	**10.3**	**8.9**	**5.3**	**1.5**	**-18.9**	**-3.5**	**9.3**	**8.4**	**18.4**
4.1 Bangunan kediaman *Residential buildings*	11.7	4.0	-7.3	-2.9	-16.0	-10.8	2.6	5.0	19.6
4.2 Bangunan bukan kediaman *Non-residential buildings*	1.7	4.5	-1.2	-7.6	-15.5	0.4	24.3	2.3	15.3
4.3 Kejuruteraan awam *Civil engineering*	18.5	17.2	18.5	8.7	-27.1	-16.4	2.7	15.6	16.8
4.4 Aktiviti pembinaan pertukangan khas *Specialised construction activities*	8.9	9.5	9.3	4.3	-8.8	22.9	9.4	9.3	22.3
5. Perkhidmatan ***Services***	**7.2**	**8.3**	**7.7**	**6.8**	**-4.9**	**2.9**	**14.0**	**6.5**	**6.3**
5.1 Utiliti *Utilities*	5.6	5.7	6.9	8.2	-0.9	3.0	4.4	3.8	5.7
5.1.1 Elektrik dan gas *Electricity and gas*	4.6	4.7	6.7	8.2	-3.4	1.4	3.9	3.0	6.1
5.1.2 Air, pembentungan dan pengurusan sisa *Water, sewerage and waste management*	10.0	9.5	7.8	8.4	8.8	8.5	5.7	6.7	4.6
5.2 Perdagangan borong dan runcit *Wholesale and retail trade*	7.7	10.2	8.7	7.0	-5.3	3.9	19.6	7.7	5.4
5.2.1 Perdagangan borong *Wholesale trade*	7.5	9.8	8.2	6.6	-5.1	5.8	10.8	5.4	4.4
5.2.2 Perdagangan runcit *Retail trade*	10.4	12.5	10.5	8.2	-4.4	4.8	23.4	8.4	5.9
5.2.3 Kenderaan bermotor *Motor vehicles*	-0.8	3.2	3.5	3.4	-10.0	-9.0	45.8	13.9	6.5

JADUAL 4 **KDNK mengikut Jenis Aktiviti Ekonomi pada Harga Semasa - Perubahan Peratusan Tahunan**
TABLE ***GDP by Kind of Economic Activity at Current Prices - Annual Percentage Change***

(%)

Jenis aktiviti ekonomi *Kind of economic activity*	2016	2017	2018	2019	2020	2021	2022	2023[e]	2024[p]
5.3 Makanan & minuman dan penginapan *Food & beverage and accommodation*	10.9	11.4	12.5	12.9	-24.2	-7.7	38.5	11.4	8.5
5.3.1 Makanan dan minuman *Food and beverage*	12.0	12.5	13.7	14.0	-18.3	-5.5	27.6	7.9	7.2
5.3.2 Penginapan *Accommodation*	6.9	7.5	7.8	8.1	-50.3	-23.9	136.2	28.2	14.2
5.4 Pengangkutan dan penyimpanan *Transportation and storage*	7.6	7.9	8.0	8.3	-20.5	2.2	31.3	14.6	10.5
5.4.1 Pengangkutan darat *Land transport*	8.9	8.9	9.0	9.6	-25.7	4.5	38.5	16.3	11.3
5.4.2 Pengangkutan air *Water transport*	2.1	2.6	3.5	3.4	-8.8	4.1	16.2	12.2	9.1
5.4.3 Pengangkutan udara *Air transport*	4.5	4.7	4.0	4.9	-65.9	-39.8	146.4	34.7	9.0
5.4.4 Pelabuhan dan operasi lapangan terbang *Port and airport operation*	9.7	10.5	10.7	10.5	-9.5	5.1	-16.9	12.5	5.2
5.4.5 Operasi lebuhraya *Highway operation*	9.9	8.7	8.4	8.6	-13.9	-3.5	0.8	15.8	10.1
5.4.6 Aktiviti sokongan untuk pengangkutan *Support activities for transportation*	8.8	9.5	10.0	10.1	-14.8	8.0	90.3	11.6	13.9
5.4.7 Pos dan kurier *Postal and courier*	8.6	10.5	10.8	11.0	18.6	13.4	23.0	8.9	7.3
5.5 Maklumat dan komunikasi *Information and communication*	8.7	9.3	8.5	6.6	5.8	6.1	5.4	3.9	3.6
5.5.1 Aktiviti penerbitan dan penyiaran *Publishing and broadcasting activities*	5.6	9.7	5.9	4.7	-10.6	-0.7	13.9	9.1	7.9
5.5.2 Telekomunikasi *Telecommunications*	9.9	9.8	9.0	7.1	9.1	8.0	4.0	3.3	3.0
5.5.3 Aktiviti komputer dan perkhidmatan maklumat *Computer and information service activities*	6.7	7.7	8.4	6.1	3.5	2.5	6.9	3.8	3.5
5.6 Kewangan *Finance*	2.5	6.5	4.1	4.0	2.0	9.4	3.4	0.1	5.3
5.6.1 Pengantara kewangan *Monetary intermediation*	2.4	5.7	4.5	4.3	0.1	10.7	4.2	-2.6	5.0
5.6.2 Lain-lain pengantara kewangan dan aktiviti sokongan kewangan *Other financial intermediation and activities auxiliary to finance*	2.7	10.9	1.7	2.5	12.6	2.7	-0.9	14.7	7.0
5.7 Insurans *Insurance*	7.2	4.0	9.7	5.9	4.9	13.1	-4.0	-6.8	6.6
5.7.1 Insurans dan tabungan pencen *Insurance and pension funding*	7.2	4.1	9.9	6.2	5.2	13.3	-4.4	-7.2	7.2
5.7.2 Aktiviti sokongan insurans *Activities auxiliary to insurance*	5.0	1.6	1.4	-3.4	-8.3	4.9	12.6	8.8	-15.2
5.8 Hartanah *Real estate*	8.0	8.6	8.2	8.1	-16.3	-12.4	31.5	4.9	13.2
5.9 Perkhidmatan perniagaan *Business services*	9.5	9.9	10.2	9.8	-12.9	-7.0	22.2	11.5	9.1
5.9.1 Profesional, saintifik dan teknikal *Professional, scientific and technical*	9.4	10.6	11.1	10.7	-7.7	-4.6	18.4	10.0	9.0
5.9.2 Pentadbiran dan khidmat sokongan *Administrative and support services*	9.8	8.3	8.4	8.1	-24.5	-13.6	33.7	15.5	9.1
5.10 Kediaman yang didiami oleh pemilik *Owner occupied dwelling*	5.5	5.8	5.6	5.5	4.4	2.1	2.8	4.7	4.4
5.11 Perkhidmatan kemasyarakatan, sosial dan persendirian *Community, social and personal services*	7.4	7.6	8.1	8.2	-19.8	-6.2	26.8	11.0	10.1
5.11.1 Perkhidmatan kesihatan swasta *Private health services*	9.3	9.7	9.5	9.1	-3.3	9.3	10.9	10.5	9.2
5.11.2 Perkhidmatan pendidikan swasta *Private education services*	8.6	8.5	7.6	6.9	-5.8	-2.7	9.0	8.5	8.2
5.11.3 Perkhidmatan swasta lain *Other private services*	5.3	5.5	7.6	8.6	-41.9	-28.6	85.1	14.0	12.8

JADUAL **4** **KDNK mengikut Jenis Aktiviti Ekonomi pada Harga Semasa - Perubahan Peratusan Tahunan**
TABLE ***GDP by Kind of Economic Activity at Current Prices - Annual Percentage Change***

(%)

Jenis aktiviti ekonomi *Kind of economic activity*	**2016**	**2017**	**2018**	**2019**	**2020**	**2021**	**2022**	**2023[e]**	**2024[p]**
5.12 Perkhidmatan kerajaan *Government services*	6.5	6.3	4.7	3.4	5.0	5.4	4.8	5.6	4.9
5.12.1 Perkhidmatan awam am *General public services*	5.0	-3.8	-7.3	-3.3	-14.7	26.8	50.9	0.3	-3.8
5.12.2 Pertahanan *Defence*	1.8	4.6	-12.4	-1.4	4.4	1.1	0.4	5.8	1.0
5.12.3 Ketenteraman dan keselamatan awam *Public order and safety*	-1.5	5.4	1.0	-7.0	5.1	5.2	-2.0	8.6	1.9
5.12.4 Perkhidmatan ekonomi *Economic affairs*	7.0	9.4	53.9	11.8	9.8	0.1	-2.3	13.9	9.2
5.12.5 Perlindungan alam sekitar *Environmental protection*	1.4	9.3	-18.7	3.4	26.5	11.2	-78.0	220.3	-7.8
5.12.6 Kemudahan perumahan dan kemasyarakatan *Housing and community amenities*	20.9	26.9	29.7	22.5	32.0	-5.2	-5.4	12.8	6.5
5.12.7 Kesihatan *Health*	13.2	9.4	4.8	6.5	11.3	9.5	-7.1	11.8	5.4
5.12.8 Rekreasi, kebudayaan dan keagamaan *Recreation, culture and religion*	1.7	15.5	-17.1	28.2	2.9	15.3	-5.5	12.8	9.0
5.12.9 Pendidikan *Education*	7.7	7.6	1.5	4.1	3.2	2.9	2.4	0.2	8.7
5.12.10 Perlindungan sosial *Social protection*	3.2	18.4	57.2	-18.4	58.6	-21.4	5.6	14.2	-6.6
5.13 Institusi bukan keuntungan yang berkhidmat kepada isi rumah *Non-profit institutions serving households*	4.1	5.9	4.7	6.2	22.2	10.1	17.0	8.9	11.4
5.14 Perkhidmatan domestik bagi isi rumah *Domestic services of households*	5.0	5.6	5.8	6.1	-9.8	-12.5	1.7	11.6	9.6
6. **tambah Duti import** ***plus Import duties***	**12.4**	**16.6**	**-9.5**	**-2.3**	**-7.6**	**8.0**	**10.5**	**8.9**	**11.1**
KDNK pada harga pembeli ***GDP at purchasers' prices***	**6.2**	**9.8**	**5.5**	**4.5**	**-6.2**	**9.2**	**15.9**	**1.6**	**5.9**

JADUAL 5 **KDNK mengikut Jenis Aktiviti Ekonomi pada Harga Malar 2015 - Perubahan Peratusan Tahunan**
TABLE ***GDP by Kind of Economic Activity at Constant 2015 Prices - Annual Percentage Change***

(%)

Jenis aktiviti ekonomi *Kind of economic activity*	2016	2017	2018	2019	2020	2021	2022	2023[e]	2024[p]
1. **Pertanian** ***Agriculture***	**-3.7**	**5.9**	**0.1**	**1.9**	**-2.4**	**-0.3**	**1.3**	**0.2**	**3.1**
1.1 Getah *Rubber*	-6.3	9.3	-17.6	6.1	-18.6	-8.8	-19.7	-6.6	10.5
1.2 Kelapa sawit *Oil palm*	-12.7	16.0	-1.8	1.5	-3.6	-5.6	3.8	0.2	5.1
1.3 Ternakan *Livestock*	3.6	5.1	5.5	6.0	3.5	3.1	0.9	1.5	3.3
1.3.1 Ternakan ayam dan itik *Poultry*	4.3	3.9	4.1	6.9	4.5	3.2	1.3	1.4	4.5
1.3.2 Lembu/ kerbau *Cattle*	-1.3	-1.5	0.8	6.1	8.9	5.0	-0.5	0.5	-2.0
1.3.3 Ternakan lain *Other livestocks*	3.6	9.1	9.2	4.4	0.6	2.4	0.3	1.8	2.3
1.4 Pertanian lain *Other agriculture*	4.0	3.2	4.3	4.0	3.8	5.4	-0.2	1.9	1.3
1.4.1 Padi *Paddy*	1.8	-1.0	6.2	0.1	1.1	1.9	-8.6	-2.7	-5.4
1.4.2 Sayur-sayuran *Vegetables*	5.1	3.7	4.2	5.0	6.8	8.0	0.2	2.5	1.7
1.4.3 Buah-buahan *Fruits*	3.2	3.0	4.5	3.2	3.5	8.3	1.1	1.9	3.0
1.4.4 Tanaman makanan *Food crops*	3.7	3.6	4.1	4.7	-0.1	0.3	0.2	2.0	1.6
1.4.5 Lain-lain *Others*	2.5	5.1	2.7	3.1	2.9	2.3	5.0	3.1	1.1
1.5 Perhutanan dan pembalakan *Forestry and logging*	-1.9	-15.9	-3.9	-8.6	-19.5	2.0	0.6	-8.7	-5.4
1.6 Perikanan *Fishing*	2.1	-0.9	-0.8	-0.8	-6.9	-0.3	2.7	-0.6	2.9
1.6.1 Perikanan laut *Marine fishing*	4.7	-3.4	-0.2	-0.3	-9.4	-0.4	-0.2	-0.4	4.9
1.6.2 Akuakultur *Aquaculture*	-2.9	4.4	-2.1	-1.8	-1.9	-0.2	7.9	-1.0	-0.5
2. **Perlombongan dan pengkuarian** ***Mining and quarrying***	**2.2**	**0.4**	**-2.2**	**-0.6**	**-9.7**	**0.9**	**3.5**	**0.5**	**0.9**
2.1 Minyak mentah dan kondensat *Crude oil and condensate*	0.6	-2.2	-0.8	-6.5	-9.5	-5.3	-0.3	-0.4	-2.7
2.2 Gas asli *Natural gas*	3.0	1.7	-4.2	2.7	-9.4	7.1	5.3	0.6	3.0
2.3 Perlombongan lain & pengkuarian dan perkhidmatan sokongan *Other mining & quarrying and supporting services*	7.1	7.5	3.1	11.1	-12.6	-4.8	10.2	4.3	3.4
3. **Pembuatan** ***Manufacturing***	**4.4**	**6.0**	**5.0**	**3.8**	**-2.7**	**9.5**	**8.2**	**0.7**	**4.2**
3.1 Minyak dan lemak daripada sayuran & haiwan *Vegetable and animal oils & fats*	-3.2	17.6	-0.1	-1.1	-3.1	-9.0	-1.9	4.2	5.3
3.2 Prosesan makanan *Food processing*	6.0	6.1	7.0	6.9	4.9	9.9	8.3	5.6	4.7
3.3 Minuman *Beverages*	9.8	9.2	3.2	2.9	-14.3	9.9	13.1	1.5	6.9
3.4 Produk tembakau *Tobacco products*	3.1	2.0	1.7	5.8	-18.4	-12.6	21.8	14.0	9.9
3.5 Tekstil dan pakaian *Textile and wearing apparel*	6.7	8.2	4.4	5.5	-12.0	6.7	3.1	0.1	2.0
3.6 Kulit dan produk berkaitan *Leather and related products*	8.4	6.2	3.6	5.0	-19.2	11.1	24.3	7.5	5.7
3.7 Keluaran kayu *Wood products*	3.5	3.6	5.5	5.0	-12.0	9.1	6.9	-4.1	3.7
3.8 Kertas dan produk kertas *Paper and paper products*	4.4	5.4	4.3	4.5	-2.7	15.2	7.5	3.8	2.9
3.9 Percetakan dan pengeluaran semula media rakaman *Printing and reproduction of recorded media*	5.6	4.8	3.9	4.2	-5.0	3.3	6.2	5.9	8.1

JADUAL 5 **KDNK mengikut Jenis Aktiviti Ekonomi pada Harga Malar 2015 - Perubahan Peratusan Tahunan**
TABLE ***GDP by Kind of Economic Activity at Constant 2015 Prices - Annual Percentage Change***

(%)

Jenis aktiviti ekonomi *Kind of economic activity*	2016	2017	2018	2019	2020	2021	2022	2023[e]	2024[p]
3.10 Produk petroleum bertapis *Refined petroleum products*	3.4	3.5	3.3	2.8	-9.6	12.7	5.4	-2.3	1.9
3.11 Bahan kimia & produk kimia dan produk farmaseutikal *Chemicals & chemical products and pharmaceutical products*	5.8	4.5	4.6	2.1	-4.6	10.2	3.1	3.6	2.4
3.12 Produk getah *Rubber products*	3.5	6.3	5.1	7.0	52.1	21.9	-16.5	-7.1	8.5
3.13 Produk plastik *Plastics products*	3.7	2.8	4.1	2.8	2.6	12.0	2.7	-2.7	5.3
3.14 Produk mineral bukan logam *Non-metallic mineral products*	4.4	4.5	5.5	4.6	-15.0	1.2	9.1	4.3	7.3
3.15 Logam asas *Basic metals*	2.2	5.2	4.0	3.9	-5.2	2.8	6.6	2.9	4.6
3.16 Produk logam yang direka *Fabricated metal products*	5.1	5.0	5.0	3.8	-15.5	6.7	7.0	7.0	9.1
3.17 Jentera dan peralatan *Machinery and equipment*	5.5	5.2	5.3	4.0	1.4	10.6	6.3	-2.0	3.8
3.18 Komputer dan kelengkapan peranti *Computers and peripheral equipment*	4.4	-6.8	4.1	4.8	-1.4	13.7	5.2	4.7	14.0
3.19 Kelengkapan elektrik *Electrical equipment*	5.8	8.2	0.9	2.9	0.4	13.8	10.2	2.0	-0.6
3.20 Komponen & papan elektronik, peralatan komunikasi dan elektronik pengguna *Electronic components & boards, communication equipment and consumer electronics*	8.4	10.1	7.1	3.3	3.6	16.0	16.7	-3.0	4.0
3.21 Pembuatan peralatan perubatan, ketepatan & optik, jam tangan dan jam *Manufacture of medical, precision & optical instrument, watches and clocks*	8.0	0.9	7.5	0.4	-1.3	8.7	11.8	6.8	1.9
3.22 Kenderaan bermotor dan peralatan pengangkutan *Motor vehicles and transport equipment*	-4.1	4.6	6.2	6.5	-4.7	1.3	15.2	3.6	0.7
3.23 Perabot *Furniture*	9.9	5.8	4.2	8.0	-6.9	-3.6	9.6	-4.5	7.0
3.24 Pembuatan lain dan pembaikan & pemasangan mesin dan kelengkapan *Other manufacturing and repair & installation of machinery and equipment*	3.8	8.9	6.6	4.4	-8.4	1.3	9.2	3.1	3.9
4. **Pembinaan** ***Construction***	**7.4**	**6.7**	**4.2**	**0.4**	**-19.3**	**-5.2**	**5.1**	**6.0**	**17.5**
4.1 Bangunan kediaman *Residential buildings*	8.5	2.7	-6.9	-2.9	-16.5	-12.4	-1.1	2.4	18.8
4.2 Bangunan bukan kediaman *Non-residential buildings*	-1.1	2.2	-1.2	-7.6	-15.8	-1.8	19.7	-0.4	14.0
4.3 Kejuruteraan awam *Civil engineering*	15.7	13.8	15.3	6.3	-28.1	-18.2	-2.5	14.5	16.3
4.4 Aktiviti pembinaan pertukangan khas *Specialised construction activities*	6.1	7.7	8.7	3.5	-8.9	20.7	6.0	6.6	21.0
5. **Perkhidmatan** ***Services***	**5.7**	**6.3**	**6.9**	**6.2**	**-5.2**	**2.2**	**11.3**	**5.1**	**5.3**
5.1 Utiliti *Utilities*	5.4	2.9	5.0	6.1	-1.0	2.8	3.5	2.7	3.6
5.1.1 Elektrik dan gas *Electricity and gas*	5.0	2.2	4.6	5.8	-3.2	2.0	3.8	2.3	5.7
5.1.2 Air, pembentungan dan pengurusan sisa *Water, sewerage and waste management*	6.7	6.1	6.7	7.7	7.9	5.8	2.7	4.1	-3.4
5.2 Perdagangan borong dan runcit *Wholesale and retail trade*	6.3	7.2	8.2	6.8	-5.8	2.2	13.8	5.9	4.3
5.2.1 Perdagangan borong *Wholesale trade*	8.3	6.6	7.4	5.7	-5.1	3.7	3.9	4.8	4.2
5.2.2 Perdagangan runcit *Retail trade*	7.1	9.5	10.2	8.6	-5.7	3.3	18.7	6.3	4.3
5.2.3 Kenderaan bermotor *Motor vehicles*	-3.0	1.3	3.8	4.2	-9.9	-9.3	40.0	9.1	4.5

JADUAL 5 **KDNK mengikut Jenis Aktiviti Ekonomi pada Harga Malar 2015 - Perubahan Peratusan Tahunan**
TABLE ***GDP by Kind of Economic Activity at Constant 2015 Prices - Annual Percentage Change***

(%)

Jenis aktiviti ekonomi *Kind of economic activity*	2016	2017	2018	2019	2020	2021	2022	2023[e]	2024[p]
5.3 Makanan & minuman dan penginapan *Food & beverage and accommodation*	7.2	7.5	9.0	9.5	-26.7	-10.7	34.6	7.1	6.2
5.3.1 Makanan dan minuman *Food and beverage*	7.8	8.1	9.7	10.2	-20.8	-8.6	21.8	2.4	4.0
5.3.2 Penginapan *Accommodation*	4.9	5.4	6.1	6.6	-50.6	-24.3	134.7	26.3	13.4
5.4 Pengangkutan dan penyimpanan *Transportation and storage*	5.7	6.2	6.3	6.8	-21.5	1.2	29.7	13.6	10.7
5.4.1 Pengangkutan darat *Land transport*	6.7	6.9	7.0	7.6	-27.0	3.5	37.5	15.4	10.8
5.4.2 Pengangkutan air *Water transport*	1.4	2.2	2.5	2.5	-9.3	3.5	15.4	12.0	9.0
5.4.3 Pengangkutan udara *Air transport*	3.0	3.2	1.9	2.9	-66.9	-37.9	115.7	28.9	17.0
5.4.4 Pelabuhan dan operasi lapangan terbang *Port and airport operation*	7.1	8.1	8.5	8.7	-10.9	2.2	-19.1	10.9	5.5
5.4.5 Operasi lebuhraya *Highway operation*	8.5	7.9	8.0	8.5	-14.2	-1.9	0.4	14.1	12.5
5.4.6 Aktiviti sokongan untuk pengangkutan *Support activities for transportation*	6.5	7.4	7.7	8.1	-16.3	5.8	95.1	12.5	12.4
5.4.7 Pos dan kurier *Postal and courier*	6.2	7.5	9.6	9.6	16.4	12.4	19.9	6.9	6.2
5.5 Maklumat dan komunikasi *Information and communication*	8.0	8.6	8.2	6.5	5.9	6.1	5.2	3.6	3.4
5.5.1 Aktiviti penerbitan dan penyiaran *Publishing and broadcasting activities*	3.4	7.3	5.6	3.9	-10.7	-1.1	10.3	6.1	6.2
5.5.2 Telekomunikasi *Telecommunications*	9.4	9.3	8.7	7.0	9.3	8.1	4.1	3.2	3.1
5.5.3 Aktiviti komputer dan perkhidmatan maklumat *Computer and information service activities*	6.1	7.2	7.8	5.8	3.0	2.1	6.8	3.8	3.3
5.6 Kewangan *Finance*	1.4	5.1	3.9	4.4	2.3	9.0	2.0	-0.9	4.5
5.6.1 Pengantara kewangan *Monetary intermediation*	1.5	4.5	4.2	4.3	0.3	10.3	2.9	-4.4	3.9
5.6.2 Lain-lain pengantara kewangan dan aktiviti sokongan kewangan *Other financial intermediation and activities auxiliary to finance*	1.3	8.4	2.3	4.9	12.8	2.8	-2.3	18.2	6.9
5.7 Insurans *Insurance*	6.5	3.6	9.9	6.0	4.9	13.0	-4.2	-6.8	6.4
5.7.1 Insurans dan tabungan pencen *Insurance and pension funding*	6.7	3.7	10.2	6.3	5.3	13.2	-4.5	-7.6	7.1
5.7.2 Aktiviti sokongan insurans *Activities auxiliary to insurance*	2.7	1.3	3.0	-3.5	-8.0	5.5	11.2	22.8	-13.6
5.8 Hartanah *Real estate*	4.8	5.3	5.1	5.2	-17.1	-12.9	30.5	3.8	12.4
5.9 Perkhidmatan perniagaan *Business services*	7.9	8.7	9.1	9.1	-13.4	-7.4	21.3	10.7	8.3
5.9.1 Profesional, saintifik dan teknikal *Professional, scientific and technical*	8.3	9.4	9.7	9.8	-8.2	-5.1	17.8	9.4	8.7
5.9.2 Pentadbiran dan khidmat sokongan *Administrative and support services*	7.1	7.3	7.8	7.8	-25.0	-13.8	31.9	14.0	7.4
5.10 Kediaman yang didiami oleh pemilik *Owner occupied dwelling*	4.6	4.7	4.6	4.6	3.5	1.5	1.8	3.2	3.1
5.11 Perkhidmatan kemasyarakatan, sosial dan persendirian *Community, social and personal services*	5.2	5.6	6.4	6.6	-21.7	-7.7	26.3	9.6	7.9
5.11.1 Perkhidmatan kesihatan swasta *Private health services*	5.5	5.8	6.0	5.9	-6.1	8.4	10.7	10.1	8.8
5.11.2 Perkhidmatan pendidikan swasta *Private education services*	6.7	6.5	6.2	5.8	-6.8	-3.7	8.2	7.4	7.4
5.11.3 Perkhidmatan swasta lain *Other private services*	3.9	4.8	6.9	7.6	-42.6	-29.1	80.4	11.3	7.6

JADUAL 5 **KDNK mengikut Jenis Aktiviti Ekonomi pada Harga Malar 2015 - Perubahan Peratusan Tahunan**
TABLE ***GDP by Kind of Economic Activity at Constant 2015 Prices - Annual Percentage Change***

(%)

Jenis aktiviti ekonomi *Kind of economic activity*	**2016**	**2017**	**2018**	**2019**	**2020**	**2021**	**2022**	**2023[e]**	**2024[p]**
5.12 Perkhidmatan kerajaan *Government services*	4.8	4.8	4.7	3.4	5.0	5.4	4.8	4.9	4.8
5.12.1 Perkhidmatan awam am *General public services*	3.4	-5.0	-7.3	-3.3	-14.7	26.8	50.9	-0.3	-3.9
5.12.2 Pertahanan *Defence*	0.2	3.2	-12.4	-1.4	4.4	1.1	0.4	5.2	0.9
5.12.3 Ketenteraman dan keselamatan awam *Public order and safety*	-3.0	4.0	1.0	-7.0	5.1	5.2	-2.0	8.0	1.8
5.12.4 Perkhidmatan ekonomi *Economic affairs*	5.4	8.0	53.9	11.8	9.8	0.2	-2.4	13.3	9.1
5.12.5 Perlindungan alam sekitar *Environmental protection*	-0.1	7.8	-18.7	3.4	26.5	11.3	-78.0	218.4	-7.9
5.12.6 Kemudahan perumahan dan kemasyarakatan *Housing and community amenities*	19.1	25.2	29.7	22.5	32.0	-5.2	-5.5	12.1	6.4
5.12.7 Kesihatan *Health*	11.5	8.0	4.8	6.5	11.3	9.5	-7.1	11.1	5.3
5.12.8 Rekreasi, kebudayaan dan keagamaan *Recreation, culture and religion*	0.1	13.9	-17.1	28.2	2.9	15.3	-5.5	12.1	8.9
5.12.9 Pendidikan *Education*	6.1	6.2	1.5	4.1	3.2	2.9	2.4	-0.3	8.6
5.12.10 Perlindungan sosial *Social protection*	1.6	16.9	57.2	-18.4	58.6	-21.4	5.6	13.6	-6.7
5.13 Institusi bukan keuntungan yang berkhidmat kepada isi rumah *Non-profit institutions serving households*	2.9	3.6	3.8	5.2	23.3	8.4	14.1	5.5	9.7
5.14 Perkhidmatan domestik bagi isi rumah *Domestic services of households*	1.4	1.5	2.3	3.4	-10.0	-13.0	0.7	9.6	8.3
6. **tambah Duti import** ***plus Import duties***	**8.8**	**13.0**	**-8.5**	**-2.2**	**-5.2**	**1.9**	**7.3**	**9.6**	**7.1**
KDNK pada harga pembeli ***GDP at purchasers' prices***	**4.4**	**5.8**	**4.8**	**4.4**	**-5.5**	**3.3**	**9.0**	**3.5**	**5.1**

JADUAL **6** **KDNK mengikut Jenis Aktiviti Ekonomi pada Harga Semasa - Sumbangan Peratusan kepada KDNK**
TABLE ***GDP by Kind of Economic Activity at Current Prices - Percentage Share to GDP***

(%)

Jenis aktiviti ekonomi *Kind of economic activity*	2015	2016	2017	2018	2019	2020	2021	2022	2023[e]	2024[p]
1. **Pertanian** ***Agriculture***	**8.3**	**8.5**	**8.6**	**7.5**	**7.2**	**8.2**	**9.6**	**9.0**	**7.8**	**8.1**
1.1 Getah *Rubber*	0.3	0.3	0.4	0.2	0.2	0.2	0.2	0.1	0.1	0.2
1.2 Kelapa sawit *Oil palm*	3.2	3.4	3.7	2.9	2.7	3.6	5.1	4.9	3.7	4.2
1.3 Ternakan *Livestock*	1.1	1.1	1.1	1.1	1.1	1.2	1.2	1.1	1.2	1.1
1.3.1 Ternakan ayam dan itik *Poultry*	0.7	0.7	0.7	0.7	0.7	0.8	0.8	0.7	0.7	0.7
1.3.2 Lembu/ kerbau *Cattle*	0.1	0.1	0.1	0.1	0.1	0.1	0.1	0.1	0.1	0.1
1.3.3 Ternakan lain *Other livestocks*	0.3	0.3	0.3	0.3	0.4	0.3	0.3	0.3	0.3	0.3
1.4 Pertanian lain *Other agriculture*	1.9	1.9	1.9	1.8	1.8	1.9	1.9	1.6	1.6	1.6
1.4.1 Padi *Paddy*	0.2	0.2	0.2	0.2	0.2	0.2	0.2	0.1	0.1	0.1
1.4.2 Sayur-sayuran *Vegetables*	0.8	0.8	0.8	0.8	0.8	0.9	0.9	0.8	0.8	0.7
1.4.3 Buah-buahan *Fruits*	0.4	0.4	0.4	0.4	0.4	0.4	0.3	0.3	0.3	0.3
1.4.4 Tanaman makanan *Food crops*	0.5	0.5	0.5	0.5	0.5	0.4	0.4	0.4	0.4	0.4
1.4.5 Lain-lain *Others*	0.1	0.1	0.1	0.1	0.1	0.1	0.1	0.1	0.1	0.1
1.5 Perhutanan dan pembalakan *Forestry and logging*	0.7	0.7	0.6	0.5	0.5	0.4	0.4	0.4	0.4	0.3
1.6 Perikanan *Fishing*	1.0	1.0	0.9	0.9	0.9	0.8	0.8	0.7	0.8	0.7
1.6.1 Perikanan laut *Marine fishing*	0.7	0.7	0.6	0.6	0.6	0.5	0.5	0.4	0.5	0.4
1.6.2 Akuakultur *Aquaculture*	0.4	0.3	0.3	0.3	0.3	0.3	0.3	0.3	0.3	0.3
2. **Perlombongan dan pengkuarian** ***Mining and quarrying***	**8.8**	**8.3**	**8.8**	**9.3**	**8.7**	**6.8**	**8.0**	**9.8**	**8.4**	**8.0**
2.1 Minyak mentah dan kondensat *Crude oil and condensate*	4.0	3.7	4.2	4.9	4.2	2.8	3.6	4.5	3.6	3.3
2.2 Gas asli *Natural gas*	4.2	4.0	3.9	3.7	3.7	3.4	3.9	4.7	4.2	4.0
2.3 Perlombongan lain & pengkuarian dan perkhidmatan sokongan *Other mining & quarrying and supporting services*	0.6	0.7	0.7	0.7	0.7	0.7	0.6	0.6	0.6	0.7
3. **Pembuatan** ***Manufacturing***	**22.3**	**21.8**	**21.8**	**21.5**	**21.4**	**22.2**	**23.4**	**23.3**	**23.0**	**22.5**
3.1 Minyak dan lemak daripada sayuran & haiwan *Vegetable and animal oils & fats*	1.0	1.0	1.1	0.9	0.8	1.0	1.0	1.0	0.8	0.9
3.2 Prosesan makanan *Food processing*	1.1	1.2	1.1	1.1	1.2	1.4	1.5	1.5	1.7	1.6
3.3 Minuman *Beverages*	0.4	0.4	0.4	0.4	0.3	0.3	0.3	0.3	0.3	0.3
3.4 Produk tembakau *Tobacco products*	0.3	0.3	0.3	0.3	0.3	0.2	0.2	0.2	0.2	0.2
3.5 Tekstil dan pakaian *Textile and wearing apparel*	0.4	0.4	0.4	0.3	0.3	0.3	0.3	0.3	0.3	0.3
3.6 Kulit dan produk berkaitan *Leather and related products*	0.1	0.1	0.1	0.1	0.1	0.1	0.1	0.1	0.1	0.1
3.7 Keluaran kayu *Wood products*	0.5	0.6	0.5	0.5	0.5	0.5	0.5	0.5	0.5	0.5
3.8 Kertas dan produk kertas *Paper and paper products*	0.3	0.3	0.3	0.3	0.3	0.3	0.4	0.4	0.4	0.4
3.9 Percetakan dan pengeluaran semula media rakaman *Printing and reproduction of recorded media*	0.3	0.3	0.3	0.3	0.3	0.3	0.3	0.2	0.3	0.2

JADUAL **6** **KDNK mengikut Jenis Aktiviti Ekonomi pada Harga Semasa - Sumbangan Peratusan kepada KDNK**
TABLE ***GDP by Kind of Economic Activity at Current Prices - Percentage Share to GDP***

(%)

Jenis aktiviti ekonomi *Kind of economic activity*	2015	2016	2017	2018	2019	2020	2021	2022	2023[e]	2024[p]
3.10 Produk petroleum bertapis *Refined petroleum products*	2.9	2.6	2.9	3.1	3.1	3.0	3.5	3.8	3.5	2.9
3.11 Bahan kimia & produk kimia dan produk farmaseutikal *Chemicals & chemical products and pharmaceutical products*	2.4	2.4	2.3	2.3	2.2	2.2	2.4	2.2	2.2	2.1
3.12 Produk getah *Rubber products*	0.5	0.5	0.6	0.5	0.6	0.9	1.1	0.8	0.7	0.7
3.13 Produk plastik *Plastics products*	0.8	0.8	0.7	0.7	0.7	0.7	0.8	0.7	0.7	0.7
3.14 Produk mineral bukan logam *Non-metallic mineral products*	0.9	0.9	0.8	0.8	0.8	0.7	0.6	0.6	0.7	0.7
3.15 Logam asas *Basic metals*	0.6	0.6	0.6	0.6	0.6	0.6	0.6	0.6	0.7	0.7
3.16 Produk logam yang direka *Fabricated metal products*	1.2	1.2	1.1	1.1	1.1	1.0	1.0	1.0	1.0	1.1
3.17 Jentera dan peralatan *Machinery and equipment*	0.7	0.7	0.7	0.7	0.7	0.7	0.7	0.6	0.6	0.6
3.18 Komputer dan kelengkapan peranti *Computers and peripheral equipment*	0.5	0.4	0.4	0.4	0.4	0.4	0.4	0.4	0.4	0.5
3.19 Kelengkapan elektrik *Electrical equipment*	0.4	0.4	0.5	0.5	0.5	0.5	0.5	0.6	0.6	0.6
3.20 Komponen & papan elektronik, peralatan komunikasi dan elektronik pengguna *Electronic components & boards, communication equipment and consumer electronics*	4.0	4.1	4.0	3.9	4.0	4.5	4.6	4.9	4.9	4.9
3.21 Pembuatan peralatan perubatan, ketepatan & optik, jam tangan dan jam *Manufacture of medical, precision & optical instrument, watches and clocks*	0.4	0.4	0.4	0.4	0.3	0.3	0.3	0.3	0.4	0.4
3.22 Kenderaan bermotor dan peralatan pengangkutan *Motor vehicles and transport equipment*	2.0	1.8	1.8	1.6	1.6	1.6	1.5	1.6	1.7	1.6
3.23 Perabot *Furniture*	0.3	0.3	0.3	0.3	0.3	0.3	0.3	0.3	0.3	0.3
3.24 Pembuatan lain dan pembaikan & pemasangan mesin dan kelengkapan *Other manufacturing and repair & installation of machinery and equipment*	0.3	0.3	0.3	0.3	0.3	0.3	0.3	0.3	0.3	0.3
4. **Pembinaan** ***Construction***	**4.7**	**4.9**	**4.8**	**4.8**	**4.7**	**4.1**	**3.6**	**3.4**	**3.6**	**4.0**
4.1 Bangunan kediaman *Residential buildings*	1.3	1.4	1.3	1.1	1.1	0.9	0.8	0.7	0.7	0.8
4.2 Bangunan bukan kediaman *Non-residential buildings*	1.3	1.2	1.2	1.1	1.0	0.9	0.8	0.9	0.9	1.0
4.3 Kejuruteraan awam *Civil engineering*	1.3	1.5	1.6	1.7	1.8	1.4	1.1	1.0	1.1	1.2
4.4 Aktiviti pembinaan pertukangan khas *Specialised construction activities*	0.8	0.8	0.8	0.8	0.8	0.8	0.9	0.9	0.9	1.1
5. **Perkhidmatan** ***Services***	**54.7**	**55.2**	**54.5**	**55.6**	**56.9**	**57.6**	**54.3**	**53.4**	**56.0**	**56.2**
5.1 Utiliti *Utilities*	2.7	2.7	2.6	2.6	2.7	2.9	2.7	2.4	2.5	2.5
5.1.1 Elektrik dan gas *Electricity and gas*	2.2	2.2	2.1	2.1	2.2	2.2	2.1	1.8	1.9	1.9
5.1.2 Air, pembentungan dan pengurusan sisa *Water, sewerage and waste management*	0.5	0.5	0.5	0.5	0.6	0.6	0.6	0.6	0.6	0.6
5.2 Perdagangan borong dan runcit *Wholesale and retail trade*	15.6	15.9	15.9	16.4	16.8	17.0	16.1	16.7	17.7	17.6
5.2.1 Perdagangan borong *Wholesale trade*	7.0	7.1	7.1	7.2	7.4	7.5	7.2	6.9	7.2	7.1
5.2.2 Perdagangan runcit *Retail trade*	6.7	6.9	7.1	7.4	7.7	7.9	7.5	8.0	8.6	8.6
5.2.3 Kenderaan bermotor *Motor vehicles*	2.0	1.8	1.7	1.7	1.7	1.6	1.3	1.7	1.9	1.9

JADUAL **6** **KDNK mengikut Jenis Aktiviti Ekonomi pada Harga Semasa - Sumbangan Peratusan kepada KDNK**
TABLE ***GDP by Kind of Economic Activity at Current Prices - Percentage Share to GDP***

(%)

Jenis aktiviti ekonomi *Kind of economic activity*	2015	2016	2017	2018	2019	2020	2021	2022	2023[e]	2024[p]
5.3 Makanan & minuman dan penginapan *Food & beverage and accommodation*	3.1	3.2	3.3	3.5	3.8	3.0	2.6	3.1	3.4	3.4
5.3.1 Makanan dan minuman *Food and beverage*	2.4	2.5	2.6	2.8	3.1	2.7	2.3	2.5	2.7	2.7
5.3.2 Penginapan *Accommodation*	0.7	0.7	0.7	0.7	0.7	0.4	0.3	0.5	0.7	0.7
5.4 Pengangkutan dan penyimpanan *Transportation and storage*	3.6	3.6	3.6	3.6	3.8	3.2	3.0	3.4	3.8	4.0
5.4.1 Pengangkutan darat *Land transport*	0.9	0.9	0.9	0.9	1.0	0.8	0.7	0.9	1.0	1.0
5.4.2 Pengangkutan air *Water transport*	0.5	0.5	0.5	0.5	0.5	0.4	0.4	0.4	0.5	0.5
5.4.3 Pengangkutan udara *Air transport*	0.5	0.5	0.5	0.5	0.5	0.2	0.1	0.2	0.3	0.3
5.4.4 Pelabuhan dan operasi lapangan terbang *Port and airport operation*	0.5	0.5	0.5	0.5	0.6	0.6	0.5	0.4	0.4	0.4
5.4.5 Operasi lebuhraya *Highway operation*	0.5	0.5	0.5	0.5	0.6	0.5	0.5	0.4	0.5	0.5
5.4.6 Aktiviti sokongan untuk pengangkutan *Support activities for transportation*	0.5	0.6	0.5	0.6	0.6	0.5	0.5	0.9	1.0	1.1
5.4.7 Pos dan kurier *Postal and courier*	0.1	0.2	0.2	0.2	0.2	0.2	0.2	0.2	0.3	0.3
5.5 Maklumat dan komunikasi *Information and communication*	5.3	5.4	5.4	5.6	5.7	6.4	6.2	5.7	5.8	5.6
5.5.1 Aktiviti penerbitan dan penyiaran *Publishing and broadcasting activities*	0.6	0.6	0.6	0.6	0.6	0.5	0.5	0.5	0.5	0.5
5.5.2 Telekomunikasi *Telecommunications*	3.5	3.6	3.6	3.7	3.8	4.4	4.4	3.9	4.0	3.9
5.5.3 Aktiviti komputer dan perkhidmatan maklumat *Computer and information service activities*	1.2	1.3	1.2	1.3	1.3	1.4	1.3	1.2	1.2	1.2
5.6 Kewangan *Finance*	5.1	4.9	4.8	4.7	4.7	5.1	5.1	4.6	4.5	4.5
5.6.1 Pengantara kewangan *Monetary intermediation*	4.3	4.2	4.0	4.0	4.0	4.2	4.3	3.9	3.7	3.7
5.6.2 Lain-lain pengantara kewangan dan aktiviti sokongan kewangan *Other financial intermediation and activities auxiliary to finance*	0.8	0.8	0.8	0.7	0.7	0.9	0.8	0.7	0.8	0.8
5.7 Insurans *Insurance*	1.6	1.6	1.5	1.6	1.6	1.8	1.8	1.5	1.4	1.4
5.7.1 Insurans dan tabungan pencen *Insurance and pension funding*	1.5	1.5	1.5	1.5	1.6	1.7	1.8	1.5	1.4	1.4
5.7.2 Aktiviti sokongan insurans *Activities auxiliary to insurance*	0.0	0.0	0.0	0.0	0.0	0.0	0.0	0.0	0.0	0.0
5.8 Hartanah *Real estate*	1.5	1.5	1.5	1.5	1.6	1.4	1.1	1.3	1.3	1.4
5.9 Perkhidmatan perniagaan *Business services*	2.9	3.0	3.0	3.1	3.3	3.0	2.6	2.7	3.0	3.1
5.9.1 Profesional, saintifik dan teknikal *Professional, scientific and technical*	1.9	2.0	2.0	2.1	2.3	2.2	1.9	2.0	2.1	2.2
5.9.2 Pentadbiran dan khidmat sokongan *Administrative and support services*	0.9	1.0	0.9	1.0	1.0	0.8	0.6	0.7	0.8	0.9
5.10 Kediaman yang didiami oleh pemilik *Owner occupied dwelling*	2.2	2.2	2.1	2.1	2.2	2.4	2.3	2.0	2.1	2.0
5.11 Perkhidmatan kemasyarakatan, sosial dan persendirian *Community, social and personal services*	2.5	2.6	2.5	2.6	2.7	2.3	2.0	2.2	2.4	2.4
5.11.1 Perkhidmatan kesihatan swasta *Private health services*	0.7	0.7	0.7	0.7	0.8	0.8	0.8	0.8	0.8	0.8
5.11.2 Perkhidmatan pendidikan swasta *Private education services*	0.8	0.8	0.8	0.8	0.8	0.8	0.7	0.7	0.7	0.8
5.11.3 Perkhidmatan swasta lain *Other private services*	1.1	1.1	1.0	1.0	1.1	0.7	0.4	0.7	0.8	0.8

JADUAL **6** **KDNK mengikut Jenis Aktiviti Ekonomi pada Harga Semasa - Sumbangan Peratusan kepada KDNK**
TABLE ***GDP by Kind of Economic Activity at Current Prices - Percentage Share to GDP***

(%)

Jenis aktiviti ekonomi *Kind of economic activity*	**2015**	**2016**	**2017**	**2018**	**2019**	**2020**	**2021**	**2022**	**2023[e]**	**2024[p]**
5.12 Perkhidmatan kerajaan *Government services*	8.5	8.5	8.2	8.2	8.1	9.0	8.7	7.9	8.2	8.1
5.12.1 Perkhidmatan awam am *General public services*	1.4	1.4	1.2	1.0	1.0	0.9	1.0	1.3	1.3	1.2
5.12.2 Pertahanan *Defence*	0.7	0.7	0.7	0.6	0.5	0.6	0.5	0.5	0.5	0.5
5.12.3 Ketenteraman dan keselamatan awam *Public order and safety*	0.9	0.8	0.8	0.7	0.7	0.7	0.7	0.6	0.6	0.6
5.12.4 Perkhidmatan ekonomi *Economic affairs*	0.7	0.7	0.7	1.0	1.1	1.3	1.2	1.0	1.1	1.1
5.12.5 Perlindungan alam sekitar *Environmental protection*	0.0	0.0	0.0	0.0	0.0	0.0	0.0	0.0	0.0	0.0
5.12.6 Kemudahan perumahan dan kemasyarakatan *Housing and community amenities*	0.1	0.1	0.1	0.2	0.2	0.3	0.2	0.2	0.2	0.2
5.12.7 Kesihatan *Health*	1.1	1.2	1.2	1.2	1.2	1.4	1.4	1.1	1.3	1.3
5.12.8 Rekreasi, kebudayaan dan keagamaan *Recreation, culture and religion*	0.2	0.1	0.2	0.1	0.1	0.2	0.2	0.1	0.2	0.2
5.12.9 Pendidikan *Education*	3.3	3.3	3.3	3.1	3.1	3.5	3.3	2.9	2.8	2.9
5.12.10 Perlindungan sosial *Social protection*	0.1	0.1	0.1	0.1	0.1	0.2	0.1	0.1	0.1	0.1
5.13 Institusi bukan keuntungan yang berkhidmat kepada isi rumah *Non-profit institutions serving households*	0.0	0.0	0.0	0.0	0.0	0.0	0.0	0.0	0.0	0.0
5.14 Perkhidmatan domestik bagi isi rumah *Domestic services of households*	0.1	0.1	0.1	0.1	0.1	0.1	0.1	0.1	0.1	0.1
6. **tambah Duti import** ***plus Import duties***	**1.2**	**1.3**	**1.4**	**1.2**	**1.1**	**1.1**	**1.1**	**1.0**	**1.1**	**1.2**
KDNK pada harga pembeli ***GDP at purchasers' prices***	**100.0**	**100.0**	**100.0**	**100.0**	**100.0**	**100.0**	**100.0**	**100.0**	**100.0**	**100.0**

JADUAL 7 **KDNK mengikut Jenis Aktiviti Ekonomi pada Harga Malar 2015 - Sumbangan Peratusan kepada KDNK**
TABLE ***GDP by Kind of Economic Activity at Constant 2015 Prices - Percentage Share to GDP***

(%)

Jenis aktiviti ekonomi *Kind of economic activity*	2015	2016	2017	2018	2019	2020	2021	2022	2023[e]	2024[p]
1. **Pertanian** ***Agriculture***	**8.3**	**7.6**	**7.6**	**7.3**	**7.1**	**7.4**	**7.1**	**6.6**	**6.4**	**6.3**
1.1 Getah *Rubber*	0.3	0.3	0.3	0.2	0.2	0.2	0.2	0.1	0.1	0.1
1.2 Kelapa sawit *Oil palm*	3.2	2.7	2.9	2.8	2.7	2.7	2.5	2.4	2.3	2.3
1.3 Ternakan *Livestock*	1.1	1.1	1.1	1.1	1.1	1.2	1.2	1.1	1.1	1.1
1.3.1 Ternakan ayam dan itik *Poultry*	0.7	0.7	0.6	0.6	0.7	0.7	0.7	0.7	0.7	0.7
1.3.2 Lembu/ kerbau *Cattle*	0.1	0.1	0.1	0.1	0.1	0.1	0.1	0.1	0.1	0.1
1.3.3 Ternakan lain *Other livestocks*	0.3	0.3	0.3	0.4	0.4	0.4	0.4	0.3	0.3	0.3
1.4 Pertanian lain *Other agriculture*	1.9	1.9	1.9	1.9	1.9	2.0	2.1	1.9	1.9	1.8
1.4.1 Padi *Paddy*	0.2	0.2	0.2	0.2	0.2	0.2	0.2	0.1	0.1	0.1
1.4.2 Sayur-sayuran *Vegetables*	0.8	0.8	0.8	0.8	0.8	0.9	0.9	0.9	0.9	0.8
1.4.3 Buah-buahan *Fruits*	0.4	0.3	0.3	0.3	0.3	0.4	0.4	0.4	0.3	0.3
1.4.4 Tanaman makanan *Food crops*	0.5	0.5	0.5	0.5	0.5	0.5	0.5	0.4	0.4	0.4
1.4.5 Lain-lain *Others*	0.1	0.1	0.1	0.1	0.1	0.1	0.1	0.1	0.1	0.1
1.5 Perhutanan dan pembalakan *Forestry and logging*	0.7	0.7	0.6	0.5	0.4	0.4	0.4	0.3	0.3	0.3
1.6 Perikanan *Fishing*	1.0	1.0	0.9	0.9	0.9	0.8	0.8	0.8	0.7	0.7
1.6.1 Perikanan laut *Marine fishing*	0.7	0.7	0.6	0.6	0.6	0.5	0.5	0.5	0.5	0.5
1.6.2 Akuakultur *Aquaculture*	0.4	0.3	0.3	0.3	0.3	0.3	0.3	0.3	0.3	0.3
2. **Perlombongan dan pengkuarian** ***Mining and quarrying***	**8.8**	**8.6**	**8.1**	**7.6**	**7.2**	**6.9**	**6.7**	**6.4**	**6.2**	**6.0**
2.1 Minyak mentah dan kondensat *Crude oil and condensate*	4.0	3.8	3.5	3.3	3.0	2.9	2.6	2.4	2.3	2.1
2.2 Gas asli *Natural gas*	4.2	4.1	4.0	3.6	3.6	3.4	3.5	3.4	3.3	3.2
2.3 Perlombongan lain & pengkuarian dan perkhidmatan sokongan *Other mining & quarrying and supporting services*	0.6	0.6	0.7	0.6	0.7	0.6	0.6	0.6	0.6	0.6
3. **Pembuatan** ***Manufacturing***	**22.3**	**22.3**	**22.3**	**22.4**	**22.2**	**22.8**	**24.2**	**24.0**	**23.4**	**23.1**
3.1 Minyak dan lemak daripada sayuran & haiwan *Vegetable and animal oils & fats*	1.0	0.9	1.0	1.0	0.9	0.9	0.8	0.8	0.8	0.8
3.2 Prosesan makanan *Food processing*	1.1	1.2	1.2	1.2	1.2	1.3	1.4	1.4	1.4	1.4
3.3 Minuman *Beverages*	0.4	0.4	0.4	0.4	0.4	0.3	0.4	0.4	0.4	0.4
3.4 Produk tembakau *Tobacco products*	0.3	0.3	0.3	0.3	0.3	0.2	0.2	0.2	0.2	0.3
3.5 Tekstil dan pakaian *Textile and wearing apparel*	0.4	0.4	0.4	0.4	0.4	0.4	0.4	0.3	0.3	0.3
3.6 Kulit dan produk berkaitan *Leather and related products*	0.1	0.1	0.1	0.1	0.1	0.0	0.1	0.1	0.1	0.1
3.7 Keluaran kayu *Wood products*	0.5	0.5	0.5	0.5	0.5	0.5	0.5	0.5	0.5	0.5
3.8 Kertas dan produk kertas *Paper and paper products*	0.3	0.3	0.3	0.3	0.3	0.3	0.4	0.4	0.4	0.4
3.9 Percetakan dan pengeluaran semula media rakaman *Printing and reproduction of recorded media*	0.3	0.3	0.3	0.3	0.3	0.3	0.3	0.3	0.3	0.3

JADUAL 7 **KDNK mengikut Jenis Aktiviti Ekonomi pada Harga Malar 2015 - Sumbangan Peratusan kepada KDNK**
TABLE ***GDP by Kind of Economic Activity at Constant 2015 Prices - Percentage Share to GDP***

(%)

Jenis aktiviti ekonomi *Kind of economic activity*	2015	2016	2017	2018	2019	2020	2021	2022	2023[e]	2024[p]
3.10 Produk petroleum bertapis *Refined petroleum products*	2.9	2.9	2.8	2.8	2.7	2.6	2.9	2.8	2.6	2.5
3.11 Bahan kimia & produk kimia dan produk farmaseutikal *Chemicals & chemical products and pharmaceutical products*	2.4	2.5	2.4	2.4	2.4	2.4	2.6	2.4	2.4	2.4
3.12 Produk getah *Rubber products*	0.5	0.5	0.5	0.5	0.6	0.9	1.1	0.8	0.7	0.8
3.13 Produk plastik *Plastics products*	0.8	0.8	0.7	0.7	0.7	0.8	0.8	0.8	0.7	0.8
3.14 Produk mineral bukan logam *Non-metallic mineral products*	0.9	0.9	0.9	0.9	0.9	0.8	0.8	0.8	0.8	0.8
3.15 Logam asas *Basic metals*	0.6	0.6	0.6	0.6	0.6	0.6	0.6	0.6	0.6	0.6
3.16 Produk logam yang direka *Fabricated metal products*	1.2	1.2	1.2	1.2	1.2	1.1	1.1	1.1	1.1	1.1
3.17 Jentera dan peralatan *Machinery and equipment*	0.7	0.7	0.7	0.7	0.7	0.8	0.8	0.8	0.7	0.7
3.18 Komputer dan kelengkapan peranti *Computers and peripheral equipment*	0.5	0.5	0.4	0.4	0.4	0.4	0.5	0.4	0.4	0.5
3.19 Kelengkapan elektrik *Electrical equipment*	0.4	0.5	0.5	0.4	0.4	0.5	0.5	0.5	0.5	0.5
3.20 Komponen & papan elektronik, peralatan komunikasi dan elektronik pengguna *Electronic components & boards, communication equipment and consumer electronics*	4.0	4.1	4.3	4.4	4.3	4.7	5.3	5.7	5.3	5.3
3.21 Pembuatan peralatan perubatan, ketepatan & optik, jam tangan dan jam *Manufacture of medical, precision & optical instrument, watches and clocks*	0.4	0.4	0.4	0.4	0.4	0.4	0.4	0.4	0.4	0.4
3.22 Kenderaan bermotor dan peralatan pengangkutan *Motor vehicles and transport equipment*	2.0	1.8	1.8	1.8	1.8	1.9	1.8	1.9	1.9	1.8
3.23 Perabot *Furniture*	0.3	0.4	0.4	0.3	0.4	0.4	0.3	0.3	0.3	0.3
3.24 Pembuatan lain dan pembaikan & pemasangan mesin dan kelengkapan *Other manufacturing and repair & installation of machinery and equipment*	0.3	0.3	0.3	0.3	0.3	0.3	0.3	0.3	0.3	0.3
4. **Pembinaan** ***Construction***	**4.7**	**4.8**	**4.9**	**4.9**	**4.7**	**4.0**	**3.7**	**3.5**	**3.6**	**4.0**
4.1 Bangunan kediaman *Residential buildings*	1.3	1.3	1.3	1.2	1.1	1.0	0.8	0.7	0.7	0.8
4.2 Bangunan bukan kediaman *Non-residential buildings*	1.3	1.2	1.2	1.1	1.0	0.9	0.8	0.9	0.9	1.0
4.3 Kejuruteraan awam *Civil engineering*	1.3	1.4	1.6	1.7	1.7	1.3	1.0	0.9	1.0	1.1
4.4 Aktiviti pembinaan pertukangan khas *Specialised construction activities*	0.8	0.8	0.8	0.9	0.8	0.8	1.0	0.9	1.0	1.1
5. **Perkhidmatan** ***Services***	**54.7**	**55.4**	**55.6**	**56.7**	**57.6**	**57.8**	**57.2**	**58.3**	**59.3**	**59.4**
5.1 Utiliti *Utilities*	2.7	2.7	2.6	2.6	2.7	2.8	2.8	2.7	2.6	2.6
5.1.1 Elektrik dan gas *Electricity and gas*	2.2	2.2	2.1	2.1	2.1	2.2	2.2	2.1	2.0	2.1
5.1.2 Air, pembentungan dan pengurusan sisa *Water, sewerage and waste management*	0.5	0.5	0.5	0.5	0.5	0.6	0.6	0.6	0.6	0.6
5.2 Perdagangan borong dan runcit *Wholesale and retail trade*	15.6	15.9	16.1	16.7	17.0	17.0	16.8	17.5	17.9	17.8
5.2.1 Perdagangan borong *Wholesale trade*	7.0	7.2	7.3	7.5	7.6	7.6	7.6	7.3	7.4	7.3
5.2.2 Perdagangan runcit *Retail trade*	6.7	6.8	7.1	7.4	7.7	7.7	7.7	8.4	8.6	8.6
5.2.3 Kenderaan bermotor *Motor vehicles*	2.0	1.8	1.8	1.7	1.7	1.7	1.5	1.9	2.0	2.0

JADUAL 7 **KDNK mengikut Jenis Aktiviti Ekonomi pada Harga Malar 2015 - Sumbangan Peratusan kepada KDNK**
TABLE ***GDP by Kind of Economic Activity at Constant 2015 Prices - Percentage Share to GDP***

(%)

Jenis aktiviti ekonomi *Kind of economic activity*	2015	2016	2017	2018	2019	2020	2021	2022	2023[e]	2024[p]
5.3 Makanan & minuman dan penginapan *Food & beverage and accommodation*	3.1	3.2	3.2	3.3	3.5	2.7	2.3	2.9	3.0	3.0
5.3.1 Makanan dan minuman *Food and beverage*	2.4	2.5	2.5	2.7	2.8	2.4	2.1	2.3	2.3	2.3
5.3.2 Penginapan *Accommodation*	0.7	0.7	0.7	0.7	0.7	0.4	0.3	0.6	0.7	0.8
5.4 Pengangkutan dan penyimpanan *Transportation and storage*	3.6	3.6	3.6	3.7	3.8	3.1	3.1	3.6	4.0	4.2
5.4.1 Pengangkutan darat *Land transport*	0.9	0.9	0.9	0.9	0.9	0.7	0.7	0.9	1.0	1.1
5.4.2 Pengangkutan air *Water transport*	0.5	0.5	0.5	0.5	0.5	0.4	0.4	0.5	0.5	0.5
5.4.3 Pengangkutan udara *Air transport*	0.5	0.5	0.5	0.5	0.4	0.2	0.1	0.2	0.2	0.3
5.4.4 Pelabuhan dan operasi lapangan terbang *Port and airport operation*	0.5	0.5	0.5	0.5	0.6	0.5	0.5	0.4	0.4	0.4
5.4.5 Operasi lebuhraya *Highway operation*	0.5	0.5	0.5	0.6	0.6	0.5	0.5	0.5	0.5	0.6
5.4.6 Aktiviti sokongan untuk pengangkutan *Support activities for transportation*	0.5	0.5	0.6	0.6	0.6	0.5	0.5	1.0	1.0	1.1
5.4.7 Pos dan kurier *Postal and courier*	0.1	0.2	0.2	0.2	0.2	0.2	0.2	0.2	0.3	0.3
5.5 Maklumat dan komunikasi *Information and communication*	5.3	5.5	5.6	5.8	5.9	6.6	6.8	6.6	6.6	6.5
5.5.1 Aktiviti penerbitan dan penyiaran *Publishing and broadcasting activities*	0.6	0.6	0.6	0.6	0.6	0.5	0.5	0.5	0.5	0.5
5.5.2 Telekomunikasi *Telecommunications*	3.5	3.7	3.8	3.9	4.0	4.6	4.9	4.6	4.6	4.5
5.5.3 Aktiviti komputer dan perkhidmatan maklumat *Computer and information service activities*	1.2	1.3	1.3	1.3	1.3	1.5	1.4	1.4	1.4	1.4
5.6 Kewangan *Finance*	5.1	5.0	4.9	4.9	4.9	5.3	5.6	5.2	5.0	4.9
5.6.1 Pengantara kewangan *Monetary intermediation*	4.3	4.2	4.1	4.1	4.1	4.4	4.7	4.4	4.1	4.0
5.6.2 Lain-lain pengantara kewangan dan aktiviti sokongan kewangan *Other financial intermediation and activities auxiliary to finance*	0.8	0.8	0.8	0.8	0.8	0.9	0.9	0.8	0.9	0.9
5.7 Insurans *Insurance*	1.6	1.6	1.6	1.7	1.7	1.9	2.0	1.8	1.6	1.6
5.7.1 Insurans dan tabungan pencen *Insurance and pension funding*	1.5	1.6	1.5	1.6	1.6	1.8	2.0	1.8	1.6	1.6
5.7.2 Aktiviti sokongan insurans *Activities auxiliary to insurance*	0.0	0.0	0.0	0.0	0.0	0.0	0.0	0.0	0.1	0.0
5.8 Hartanah *Real estate*	1.5	1.5	1.5	1.5	1.5	1.3	1.1	1.3	1.3	1.4
5.9 Perkhidmatan perniagaan *Business services*	2.9	3.0	3.1	3.2	3.3	3.0	2.7	3.0	3.2	3.3
5.9.1 Profesional, saintifik dan teknikal *Professional, scientific and technical*	1.9	2.0	2.1	2.2	2.3	2.2	2.0	2.2	2.3	2.4
5.9.2 Pentadbiran dan khidmat sokongan *Administrative and support services*	0.9	1.0	1.0	1.0	1.0	0.8	0.7	0.8	0.9	0.9
5.10 Kediaman yang didiami oleh pemilik *Owner occupied dwelling*	2.2	2.2	2.2	2.2	2.2	2.4	2.4	2.2	2.2	2.2
5.11 Perkhidmatan kemasyarakatan, sosial dan persendirian *Community, social and personal services*	2.5	2.6	2.6	2.6	2.7	2.2	2.0	2.3	2.4	2.5
5.11.1 Perkhidmatan kesihatan swasta *Private health services*	0.7	0.7	0.7	0.7	0.7	0.7	0.7	0.7	0.8	0.8
5.11.2 Perkhidmatan pendidikan swasta *Private education services*	0.8	0.8	0.8	0.8	0.8	0.8	0.8	0.8	0.8	0.8
5.11.3 Perkhidmatan swasta lain *Other private services*	1.1	1.1	1.1	1.1	1.1	0.7	0.5	0.8	0.8	0.8

JADUAL 7 **KDNK mengikut Jenis Aktiviti Ekonomi pada Harga Malar 2015 - Sumbangan Peratusan kepada KDNK**
TABLE ***GDP by Kind of Economic Activity at Constant 2015 Prices - Percentage Share to GDP***

(%)

Jenis aktiviti ekonomi *Kind of economic activity*	**2015**	**2016**	**2017**	**2018**	**2019**	**2020**	**2021**	**2022**	**2023[e]**	**2024[p]**
5.12 Perkhidmatan kerajaan *Government services*	8.5	8.5	8.4	8.4	8.3	9.3	9.5	9.1	9.2	9.2
5.12.1 Perkhidmatan awam am *General public services*	1.4	1.4	1.2	1.1	1.0	0.9	1.1	1.5	1.5	1.3
5.12.2 Pertahanan *Defence*	0.7	0.7	0.7	0.6	0.5	0.6	0.6	0.5	0.6	0.5
5.12.3 Ketenteraman dan keselamatan awam *Public order and safety*	0.9	0.8	0.8	0.8	0.7	0.8	0.8	0.7	0.7	0.7
5.12.4 Perkhidmatan ekonomi *Economic affairs*	0.7	0.7	0.7	1.1	1.1	1.3	1.3	1.1	1.2	1.3
5.12.5 Perlindungan alam sekitar *Environmental protection*	0.0	0.0	0.0	0.0	0.0	0.0	0.0	0.0	0.0	0.0
5.12.6 Kemudahan perumahan dan kemasyarakatan *Housing and community amenities*	0.1	0.1	0.1	0.2	0.2	0.3	0.3	0.2	0.2	0.3
5.12.7 Kesihatan *Health*	1.1	1.2	1.2	1.2	1.2	1.5	1.5	1.3	1.4	1.4
5.12.8 Rekreasi, kebudayaan dan keagamaan *Recreation, culture and religion*	0.2	0.1	0.2	0.1	0.2	0.2	0.2	0.2	0.2	0.2
5.12.9 Pendidikan *Education*	3.3	3.3	3.4	3.2	3.2	3.5	3.5	3.3	3.2	3.3
5.12.10 Perlindungan sosial *Social protection*	0.1	0.1	0.1	0.2	0.1	0.2	0.2	0.1	0.2	0.1
5.13 Institusi bukan keuntungan yang berkhidmat kepada isi rumah *Non-profit institutions serving households*	0.0	0.0	0.0	0.0	0.0	0.0	0.0	0.0	0.0	0.0
5.14 Perkhidmatan domestik bagi isi rumah *Domestic services of households*	0.1	0.1	0.1	0.1	0.1	0.1	0.1	0.1	0.1	0.1
6. **tambah Duti import** ***plus Import duties***	**1.2**	**1.3**	**1.4**	**1.2**	**1.1**	**1.1**	**1.1**	**1.1**	**1.2**	**1.2**
KDNK pada harga pembeli ***GDP at purchasers' prices***	**100.0**	**100.0**	**100.0**	**100.0**	**100.0**	**100.0**	**100.0**	**100.0**	**100.0**	**100.0**

JADUAL **8** **KDNK mengikut Jenis Perbelanjaan pada Harga Semasa**
TABLE ***GDP by Type of Expenditure at Current Prices***

RM Juta/ *Million*

Jenis perbelanjaan *Kind of expenditure*	2015	2016	2017	2018	2019	2020	2021	2022	2023[e]	2024[p]
1. **Perbelanjaan penggunaan akhir swasta** ***Private final consumption expenditure***	**635,099**	**684,681**	**760,146**	**831,388**	**904,189**	**865,450**	**898,359**	**1,034,028**	**1,102,875**	**1,174,092**
1.1 Perbelanjaan penggunaan akhir swasta mengikut tujuan *Private final consumption expenditure by purpose*										
1.1.1 Makanan dan minuman bukan alkohol *Food and non-alcoholic beverages*	138,568	153,594	172,362	190,211	210,162	224,960	242,129	273,085	295,863	311,285
1.1.2 Minuman alkohol dan tembakau *Alcoholic beverages and tobacco*	12,627	13,619	14,509	15,442	16,390	16,607	16,834	17,077	17,566	17,787
1.1.3 Pakaian dan kasut *Clothing and footwear*	20,007	21,978	24,529	27,415	30,526	26,588	27,111	31,561	33,851	36,551
1.1.4 Perumahan, air, elektrik, gas dan bahan api lain *Housing, water, electricity, gas and other fuels*	99,383	108,293	116,239	124,819	133,390	136,031	143,342	157,168	170,457	184,466
1.1.5 Hiasan, perkakasan dan penyelenggaraan isi rumah *Furnishings, household equipment and routine household maintenance*	34,319	36,876	40,021	43,403	46,940	41,903	43,274	49,254	51,941	55,839
1.1.6 Kesihatan *Health*	17,299	18,831	20,531	22,309	24,155	23,431	25,589	30,486	34,497	38,181
1.1.7 Pengangkutan *Transport*	85,254	88,364	104,230	110,014	115,570	89,536	89,688	122,983	136,702	152,815
1.1.8 Komunikasi *Communication*	49,380	54,243	60,183	66,449	72,471	79,138	87,531	96,396	100,883	105,303
1.1.9 Perkhidmatan rekreasi dan kebudayaan *Recreation services and culture*	43,276	46,319	50,087	54,369	59,211	30,269	24,793	37,234	39,824	42,875
1.1.10 Pendidikan *Education*	14,092	15,141	16,311	17,445	18,611	17,514	16,858	18,702	20,526	22,150
1.1.11 Restoran dan hotel *Restaurants and hotels*	66,155	72,804	81,083	90,849	102,150	76,098	69,520	92,534	105,077	120,366
1.1.12 Pelbagai barangan dan perkhidmatan *Miscellaneous goods and services*	81,550	85,993	92,280	98,623	105,171	95,168	96,087	105,682	112,437	123,266
1.1.13 Pembelian oleh residen di luar negeri *Resident household purchase abroad*	41,319	43,036	46,127	48,602	50,940	19,973	15,150	29,639	50,320	57,481
1.1.14 **tolak** Pembelian oleh isi rumah bukan residen dalam pasaran domestik ***less*** *Non-resident household purchase in domestic market*	68,675	74,980	78,944	79,178	82,143	12,503	323	28,696	68,037	95,315
1.1.15 Perbelanjaan penggunaan akhir institusi bukan keuntungan yang berkhidmat kepada isi rumah *Final consumption expenditure of non-profit institutions serving households*	546	570	596	618	644	738	776	922	968	1,042
1.2 Penggunaan perseorangan kerajaan am *Individual consumption of general government*	60,016	61,334	61,919	61,246	64,776	68,547	65,735	71,555	74,129	79,767
1.2.1 Perkhidmatan kesihatan *Health services*	15,919	16,499	13,415	12,483	13,887	16,689	11,701	15,173	17,818	19,340
1.2.2 Perkhidmatan pendidikan *Education services*	42,655	43,295	46,797	46,260	48,643	48,928	51,181	53,565	52,947	57,142
1.2.3 Perkhidmatan sosial *Social services*	1,442	1,540	1,707	2,502	2,247	2,929	2,852	2,816	3,363	3,284
1.3 Penggunaan akhir sebenar isi rumah *Actual final consumption of household*	695,115	746,015	822,066	892,633	968,965	933,997	964,094	1,105,583	1,177,004	1,253,859
1.4 Perbelanjaan penggunaan akhir isi rumah mengikut kategori penggunaan *Household final consumption expenditure by consumption category*	634,553	684,111	759,551	830,770	903,545	864,712	897,583	1,033,106	1,101,907	1,173,050
1.4.1 Barangan *Goods*	311,195	333,097	374,188	410,408	444,490	465,357	493,375	585,599	638,232	676,342
1.4.1.1 Barangan tidak tahan lama *Non-durable goods*	232,933	250,114	282,271	309,082	336,115	351,170	376,116	433,132	473,416	503,979
1.4.1.2 Barangan separa tahan lama *Semi-durable goods*	31,089	33,782	37,817	42,078	46,877	46,889	46,768	53,996	55,983	57,784
1.4.1.3 Barangan tahan lama *Durable goods*	47,173	49,202	54,100	59,248	61,498	67,298	70,490	98,472	108,833	114,579
1.4.2 Perkhidmatan *Services*	323,358	351,014	385,363	420,362	459,055	399,355	404,208	447,507	463,675	496,708

JADUAL **8** **KDNK mengikut Jenis Perbelanjaan pada Harga Semasa**
TABLE ***GDP by Type of Expenditure at Current Prices***

RM Juta/ *Million*

Jenis perbelanjaan *Kind of expenditure*	2015	2016	2017	2018	2019	2020	2021	2022	2023[e]	2024[p]
2. **Perbelanjaan penggunaan akhir kerajaan** ***Government final consumption expenditure***	**154,021**	**157,023**	**167,320**	**173,289**	**176,281**	**183,869**	**195,707**	**208,446**	**218,331**	**231,196**
2.1 Perkhidmatan awam am *General public services*	28,617	29,711	30,120	26,662	25,756	23,172	27,796	40,301	38,628	35,673
2.2 Pertahanan *Defence*	16,812	16,974	17,206	13,475	11,335	13,393	14,197	14,323	15,807	16,804
2.3 Ketenteraman dan keselamatan awam *Public order and safety*	14,173	13,892	14,564	15,389	14,891	15,283	15,876	15,079	16,432	17,142
2.4 Perkhidmatan ekonomi *Economic affairs*	15,652	15,721	16,975	24,477	26,298	28,452	28,504	28,360	31,050	36,614
2.5 Perlindungan alam sekitar *Environmental protection*	557	579	905	613	652	811	917	254	990	1,081
2.6 Kemudahan perumahan dan kemasyarakatan *Housing and community amenities*	1,890	2,590	3,245	4,486	4,744	5,640	5,543	4,703	5,466	5,963
2.7 Kesihatan *Health*	23,787	23,938	25,452	26,978	28,862	31,417	35,200	33,558	35,693	38,279
2.8 Rekreasi, kebudayaan dan keagamaan *Recreation, culture and religion*	3,108	3,089	3,614	3,238	4,124	4,229	4,589	4,680	5,102	5,526
2.9 Pendidikan *Education*	47,983	48,989	53,531	55,468	57,372	58,543	60,233	64,373	65,799	70,830
2.10 Perlindungan sosial *Social protection*	1,442	1,540	1,707	2,502	2,247	2,929	2,852	2,816	3,363	3,284
3. **Pembentukan modal tetap kasar** ***Gross fixed capital formation***	**304,423**	**318,895**	**343,942**	**350,365**	**346,973**	**296,663**	**298,703**	**326,817**	**350,711**	**396,945**
3.1 Pembentukan modal tetap kasar mengikut jenis aset *Gross fixed capital formation by type of assets*										
3.1.1 Struktur *Structure*	174,240	187,521	199,226	205,359	206,468	169,700	155,925	167,871	182,033	211,486
3.1.2 Jentera dan peralatan *Machinery and equipment*	102,399	104,310	117,322	117,348	112,065	101,335	116,404	131,546	140,171	155,222
3.1.3 Aset lain *Other asset*	27,784	27,064	27,394	27,657	28,440	25,628	26,374	27,400	28,508	30,237
3.2 Pembentukan modal tetap kasar mengikut sektor *Gross fixed capital formation by sectors*										
3.2.1 Awam *Public*	106,274	107,370	109,422	104,546	94,498	74,405	67,186	72,461	79,980	89,938
3.2.2 Swasta *Private*	198,150	211,525	234,520	245,819	252,476	222,259	231,517	254,356	270,732	307,007
4. **Perubahan inventori dan barangan berharga*** ***Changes in inventories and valuables****	**-5,195**	**5,970**	**6,647**	**-4,387**	**-28,569**	**-17,816**	**43,958**	**96,532**	**65,197**	**27,268**
5. **Eksport barangan dan perkhidmatan** ***Exports of goods and services***	**817,370**	**834,491**	**960,778**	**992,511**	**987,481**	**873,477**	**1,093,895**	**1,378,618**	**1,252,717**	**1,378,518**
5.1 Eksport barangan *Exports of goods*	681,275	686,896	801,394	830,137	817,260	780,511	1,005,841	1,237,226	1,057,736	1,135,655
5.2 Eksport perkhidmatan *Exports of services*	136,095	147,596	159,384	162,375	170,221	92,967	88,054	141,392	194,980	242,863
6. **tolak Import barangan dan perkhidmatan** ***less Imports of goods and services***	**728,778**	**751,363**	**866,524**	**895,405**	**873,618**	**783,152**	**981,922**	**1,249,547**	**1,165,812**	**1,275,728**
6.1 Import barangan *Imports of goods*	572,051	584,850	684,281	715,516	692,522	643,024	828,206	1,049,951	926,839	1,021,193
6.2 Import perkhidmatan *Imports of services*	156,727	166,513	182,243	179,889	181,096	140,128	153,716	199,596	238,973	254,535
Perbelanjaan atas KDNK pada harga pembeli ***Expenditure on GDP at purchasers' prices***	**1,176,941**	**1,249,698**	**1,372,310**	**1,447,760**	**1,512,738**	**1,418,491**	**1,548,701**	**1,794,893**	**1,824,019**	**1,932,291**

* Termasuk perbezaan statistik/ *Includes statistical discrepancy*

JADUAL **9** **KDNK mengikut Jenis Perbelanjaan pada Harga Malar 2015**
TABLE ***GDP by Type of Expenditure at Constant 2015 Prices***

RM Juta/ *Million*

Jenis perbelanjaan *Kind of expenditure*	2015	2016	2017	2018	2019	2020	2021	2022	2023[e]	2024[p]
1. **Perbelanjaan penggunaan akhir swasta** ***Private final consumption expenditure***	**635,099**	**672,260**	**718,702**	**776,054**	**835,714**	**802,747**	**817,103**	**910,364**	**952,397**	**1,000,999**
1.1 Perbelanjaan penggunaan akhir swasta mengikut tujuan *Private final consumption expenditure by purpose*										
1.1.1 Makanan dan minuman bukan alkohol *Food and non-alcoholic beverages*	138,568	147,711	158,811	170,931	184,684	195,369	207,061	221,412	230,983	241,601
1.1.2 Minuman alkohol dan tembakau *Alcoholic beverages and tobacco*	12,627	11,745	11,946	12,218	12,451	12,185	11,922	11,967	12,253	12,338
1.1.3 Pakaian dan kasut *Clothing and footwear*	20,007	22,075	24,726	27,949	31,424	27,503	28,047	32,570	34,844	37,799
1.1.4 Perumahan, air, elektrik, gas dan bahan api lain *Housing, water, electricity, gas and other fuels*	99,383	105,778	110,969	116,503	121,970	126,625	130,343	139,369	148,556	156,014
1.1.5 Hiasan, perkakasan dan penyelenggaraan isi rumah *Furnishings, household equipment and routine household maintenance*	34,319	36,075	38,313	41,152	44,027	39,328	39,738	43,681	45,136	48,162
1.1.6 Kesihatan *Health*	17,299	18,304	19,409	20,706	22,045	20,989	22,645	26,621	29,602	32,389
1.1.7 Pengangkutan *Transport*	85,254	90,850	94,984	100,113	108,445	93,462	86,052	113,696	124,607	137,664
1.1.8 Komunikasi *Communication*	49,380	54,289	59,910	66,038	71,706	77,522	85,735	94,414	101,371	106,811
1.1.9 Perkhidmatan rekreasi dan kebudayaan *Recreation services and culture*	43,276	45,174	47,718	51,428	55,714	28,548	23,202	33,942	35,751	37,793
1.1.10 Pendidikan *Education*	14,092	14,835	15,723	16,658	17,572	16,455	15,805	17,319	18,627	19,814
1.1.11 Restoran dan hotel *Restaurants and hotels*	66,155	70,745	76,089	82,970	90,926	66,709	60,696	76,180	81,724	91,292
1.1.12 Pelbagai barangan dan perkhidmatan *Miscellaneous goods and services*	81,550	85,256	90,063	95,812	101,206	89,929	90,594	97,548	101,360	108,154
1.1.13 Pembelian oleh residen di luar negeri *Resident household purchase abroad*	41,319	42,149	45,336	47,831	49,927	19,307	14,837	28,878	48,268	54,646
1.1.14 **tolak** Pembelian oleh isi rumah bukan residen dalam pasaran domestik ***less*** *Non-resident household purchase in domestic market*	68,675	73,288	75,868	74,846	76,996	11,899	319	28,107	61,619	84,512
1.1.15 Perbelanjaan penggunaan akhir institusi bukan keuntungan yang berkhidmat kepada isi rumah *Final consumption expenditure of non-profit institutions serving households*	546	562	574	590	613	714	746	874	933	1,035
1.2 Penggunaan perseorangan kerajaan am *Individual consumption of general government*	60,016	60,794	61,244	60,530	63,779	67,048	64,252	68,945	70,676	75,455
1.2.1 Perkhidmatan kesihatan *Health services*	15,919	16,354	13,265	12,341	13,765	16,556	11,619	14,621	16,919	18,073
1.2.2 Perkhidmatan pendidikan *Education services*	42,655	42,914	46,293	45,741	47,820	47,640	49,855	51,607	50,538	54,260
1.2.3 Perkhidmatan sosial *Social services*	1,442	1,526	1,686	2,448	2,194	2,853	2,778	2,717	3,219	3,122
1.3 Penggunaan akhir sebenar isi rumah *Actual final consumption of household*	695,115	733,054	779,946	836,583	899,493	869,796	881,355	979,309	1,023,072	1,076,454
1.4 Perbelanjaan penggunaan akhir isi rumah mengikut kategori penggunaan *Household final consumption expenditure by consumption category*	634,553	671,698	718,127	775,463	835,101	802,034	816,357	909,490	951,464	999,964
1.4.1 Barangan *Goods*	311,195	329,266	348,995	374,338	401,442	426,635	440,944	533,442	561,769	596,196
1.4.1.1 Barangan tidak tahan lama *Non-durable goods*	232,933	246,525	261,675	280,088	300,471	313,719	326,581	385,130	402,564	433,278
1.4.1.2 Barangan separa tahan lama *Semi-durable goods*	31,089	33,904	36,856	40,006	43,455	46,992	47,234	56,509	57,165	60,071
1.4.1.3 Barangan tahan lama *Durable goods*	47,173	48,836	50,463	54,244	57,516	65,924	67,129	91,804	102,041	102,846
1.4.2 Perkhidmatan *Services*	323,358	342,432	369,132	401,126	433,659	375,399	375,412	376,048	389,694	403,769

JADUAL **9** **KDNK mengikut Jenis Perbelanjaan pada Harga Malar 2015**
TABLE ***GDP by Type of Expenditure at Constant 2015 Prices***

RM Juta/ *Million*

Jenis perbelanjaan *Kind of expenditure*	2015	2016	2017	2018	2019	2020	2021	2022	2023[e]	2024[p]
2. Perbelanjaan penggunaan akhir kerajaan ***Government final consumption expenditure***	**154,021**	**155,640**	**164,450**	**170,030**	**172,659**	**179,721**	**190,210**	**200,948**	**207,808**	**217,563**
2.1 Perkhidmatan awam am *General public services*	28,617	29,448	29,799	25,984	25,008	22,295	26,734	39,951	37,599	34,063
2.2 Pertahanan *Defence*	16,812	16,825	16,049	12,709	10,854	13,577	13,651	13,538	14,815	15,700
2.3 Ketenteraman dan keselamatan awam *Public order and safety*	14,173	13,770	14,304	15,086	14,533	14,948	15,369	14,367	15,494	16,064
2.4 Perkhidmatan ekonomi *Economic affairs*	15,652	15,583	16,814	24,130	25,780	27,535	27,380	26,835	29,078	33,839
2.5 Perlindungan alam sekitar *Environmental protection*	557	574	894	599	637	791	897	242	932	1,002
2.6 Kemudahan perumahan dan kemasyarakatan *Housing and community amenities*	1,890	2,567	3,208	4,378	4,619	5,470	5,345	4,504	5,181	5,603
2.7 Kesihatan *Health*	23,787	23,728	25,167	26,671	28,610	31,167	34,953	32,336	33,891	35,771
2.8 Rekreasi, kebudayaan dan keagamaan *Recreation, culture and religion*	3,108	3,062	3,574	3,180	4,024	4,086	4,431	4,439	4,794	5,143
2.9 Pendidikan *Education*	47,983	48,558	52,954	54,845	56,401	57,001	58,672	62,020	62,805	67,258
2.10 Perlindungan sosial *Social protection*	1,442	1,526	1,686	2,448	2,194	2,853	2,778	2,717	3,219	3,122
3. Pembentukan modal tetap kasar ***Gross fixed capital formation***	**304,423**	**312,190**	**331,093**	**335,592**	**328,536**	**281,175**	**279,242**	**298,340**	**314,457**	**352,316**
3.1 Pembentukan modal tetap kasar mengikut jenis aset *Gross fixed capital formation by type of assets*										
3.1.1 Struktur *Structure*	174,240	182,203	189,713	193,330	192,423	157,257	141,682	148,483	157,496	181,556
3.1.2 Jentera dan peralatan *Machinery and equipment*	102,399	103,405	115,158	115,975	109,562	100,173	113,636	125,279	131,699	143,894
3.1.3 Aset lain *Other asset*	27,784	26,581	26,221	26,288	26,551	23,745	23,924	24,577	25,261	26,866
3.2 Pembentukan modal tetap kasar mengikut sektor *Gross fixed capital formation by sectors*										
3.2.1 Awam *Public*	106,274	105,213	105,499	100,249	89,508	70,522	62,740	66,121	71,738	79,721
3.2.2 Swasta *Private*	198,150	206,977	225,594	235,343	239,027	210,653	216,502	232,219	242,719	272,595
4. Perubahan inventori dan barangan berharga* ***Changes in inventories and valuables****	**-5,195**	**297**	**1,032**	**-8,678**	**-13,883**	**-4,464**	**20,749**	**24,506**	**31,404**	**9,485**
5. Eksport barangan dan perkhidmatan ***Exports of goods and services***	**817,370**	**828,155**	**900,064**	**917,462**	**907,877**	**830,157**	**984,094**	**1,126,873**	**1,038,085**	**1,124,259**
5.1 Eksport barangan *Exports of goods*	681,275	685,228	750,508	768,846	756,343	751,100	911,525	1,012,028	885,422	932,693
5.2 Eksport perkhidmatan *Exports of services*	136,095	142,927	149,556	148,616	151,534	79,057	72,569	114,845	152,663	191,566
6. tolak Import barangan dan perkhidmatan ***less Imports of goods and services***	**728,778**	**739,230**	**814,571**	**826,694**	**806,952**	**743,087**	**900,516**	**1,044,529**	**974,008**	**1,054,317**
6.1 Import barangan *Imports of goods*	572,051	578,719	644,246	662,747	647,361	623,825	772,112	883,065	786,492	856,172
6.2 Import perkhidmatan *Imports of services*	156,727	160,511	170,325	163,947	159,590	119,262	128,404	161,463	187,515	198,145
Perbelanjaan atas KDNK pada harga pembeli ***Expenditure on GDP at purchasers' prices***	**1,176,941**	**1,229,312**	**1,300,769**	**1,363,766**	**1,423,952**	**1,346,249**	**1,390,882**	**1,516,503**	**1,570,142**	**1,650,305**

* Termasuk perbezaan statistik/ *Includes statistical discrepancy*

JADUAL **10** **KDNK mengikut Jenis Perbelanjaan pada Harga Semasa - Perubahan Peratusan Tahunan**
TABLE ***GDP by Type of Expenditure at Current Prices - Annual Percentage Change***

(%)

Jenis perbelanjaan *Kind of expenditure*	2016	2017	2018	2019	2020	2021	2022	2023[e]	2024[p]
1. **Perbelanjaan penggunaan akhir swasta** ***Private final consumption expenditure***	**7.8**	**11.0**	**9.4**	**8.8**	**-4.3**	**3.8**	**15.1**	**6.7**	**6.5**
1.1 Perbelanjaan penggunaan akhir swasta mengikut tujuan *Private final consumption expenditure by purpose*									
1.1.1 Makanan dan minuman bukan alkohol *Food and non-alcoholic beverages*	10.8	12.2	10.4	10.5	7.0	7.6	12.8	8.3	5.2
1.1.2 Minuman alkohol dan tembakau *Alcoholic beverages and tobacco*	7.9	6.5	6.4	6.1	1.3	1.4	1.4	2.9	1.3
1.1.3 Pakaian dan kasut *Clothing and footwear*	9.9	11.6	11.8	11.3	-12.9	2.0	16.4	7.3	8.0
1.1.4 Perumahan, air, elektrik, gas dan bahan api lain *Housing, water, electricity, gas and other fuels*	9.0	7.3	7.4	6.9	2.0	5.4	9.6	8.5	8.2
1.1.5 Hiasan, perkakasan dan penyelenggaraan isi rumah *Furnishings, household equipment and routine household maintenance*	7.4	8.5	8.4	8.2	-10.7	3.3	13.8	5.5	7.5
1.1.6 Kesihatan *Health*	8.9	9.0	8.7	8.3	-3.0	9.2	19.1	13.2	10.7
1.1.7 Pengangkutan *Transport*	3.6	18.0	5.5	5.1	-22.5	0.2	37.1	11.2	11.8
1.1.8 Komunikasi *Communication*	9.8	11.0	10.4	9.1	9.2	10.6	10.1	4.7	4.4
1.1.9 Perkhidmatan rekreasi dan kebudayaan *Recreation services and culture*	7.0	8.1	8.5	8.9	-48.9	-18.1	50.2	7.0	7.7
1.1.10 Pendidikan *Education*	7.4	7.7	6.9	6.7	-5.9	-3.7	10.9	9.8	7.9
1.1.11 Restoran dan hotel *Restaurants and hotels*	10.0	11.4	12.0	12.4	-25.5	-8.6	33.1	13.6	14.6
1.1.12 Pelbagai barangan dan perkhidmatan *Miscellaneous goods and services*	5.4	7.3	6.9	6.6	-9.5	1.0	10.0	6.4	9.6
1.1.13 Pembelian oleh residen di luar negeri *Resident household purchase abroad*	4.2	7.2	5.4	4.8	-60.8	-24.1	95.6	69.8	14.2
1.1.14 **tolak** Pembelian oleh isi rumah bukan residen dalam pasaran domestik ***less*** *Non-resident household purchase in domestic market*	9.2	5.3	0.3	3.7	-84.8	-97.4	8,794.4	137.1	40.1
1.1.15 Perbelanjaan penggunaan akhir institusi bukan keuntungan yang berkhidmat kepada isi rumah *Final consumption expenditure of non-profit institutions serving households*	4.3	4.6	3.7	4.3	14.5	5.2	18.7	5.1	7.6
1.2 Penggunaan perseorangan kerajaan am *Individual consumption of general government*	2.2	1.0	-1.1	5.8	5.8	-4.1	8.9	3.6	7.6
1.2.1 Perkhidmatan kesihatan *Health services*	3.6	-18.7	-6.9	11.2	20.2	-29.9	29.7	17.4	8.5
1.2.2 Perkhidmatan pendidikan *Education services*	1.5	8.1	-1.1	5.2	0.6	4.6	4.7	-1.2	7.9
1.2.3 Perkhidmatan sosial *Social services*	6.8	10.9	46.5	-10.2	30.4	-2.6	-1.3	19.4	-2.3
1.3 Penggunaan akhir sebenar isi rumah *Actual final consumption of household*	7.3	10.2	8.6	8.6	-3.6	3.2	14.7	6.5	6.5
1.4 Perbelanjaan penggunaan akhir isi rumah mengikut kategori penggunaan *Household final consumption expenditure by consumption category*	7.8	11.0	9.4	8.8	-4.3	3.8	15.1	6.7	6.5
1.4.1 Barangan *Goods*	7.0	12.3	9.7	8.3	4.7	6.0	18.7	9.0	6.0
1.4.1.1 Barangan tidak tahan lama *Non-durable goods*	7.4	12.9	9.5	8.7	4.5	7.1	15.2	9.3	6.5
1.4.1.2 Barangan separa tahan lama *Semi-durable goods*	8.7	11.9	11.3	11.4	0.0	-0.3	15.5	3.7	3.2
1.4.1.3 Barangan tahan lama *Durable goods*	4.3	10.0	9.5	3.8	9.4	4.7	39.7	10.5	5.3
1.4.2 Perkhidmatan *Services*	8.6	9.8	9.1	9.2	-13.0	1.2	10.7	3.6	7.1

JADUAL **10** **KDNK mengikut Jenis Perbelanjaan pada Harga Semasa - Perubahan Peratusan Tahunan**
TABLE ***GDP by Type of Expenditure at Current Prices - Annual Percentage Change***

(%)

Jenis perbelanjaan *Kind of expenditure*	2016	2017	2018	2019	2020	2021	2022	2023[e]	2024[p]
2. **Perbelanjaan penggunaan akhir kerajaan** ***Government final consumption expenditure***	**1.9**	**6.6**	**3.6**	**1.7**	**4.3**	**6.4**	**6.5**	**4.7**	**5.9**
2.1 Perkhidmatan awam am *General public services*	3.8	1.4	-11.5	-3.4	-10.0	20.0	45.0	-4.2	-7.7
2.2 Pertahanan *Defence*	1.0	1.4	-21.7	-15.9	18.2	6.0	0.9	10.4	6.3
2.3 Ketenteraman dan keselamatan awam *Public order and safety*	-2.0	4.8	5.7	-3.2	2.6	3.9	-5.0	9.0	4.3
2.4 Perkhidmatan ekonomi *Economic affairs*	0.4	8.0	44.2	7.4	8.2	0.2	-0.5	9.5	17.9
2.5 Perlindungan alam sekitar *Environmental protection*	4.0	56.4	-32.3	6.4	24.4	13.1	-72.4	290.3	9.2
2.6 Kemudahan perumahan dan kemasyarakatan *Housing and community amenities*	37.0	25.3	38.2	5.8	18.9	-1.7	-15.2	16.2	9.1
2.7 Kesihatan *Health*	0.6	6.3	6.0	7.0	8.9	12.0	-4.7	6.4	7.2
2.8 Rekreasi, kebudayaan dan keagamaan *Recreation, culture and religion*	-0.6	17.0	-10.4	27.3	2.6	8.5	2.0	9.0	8.3
2.9 Pendidikan *Education*	2.1	9.3	3.6	3.4	2.0	2.9	6.9	2.2	7.6
2.10 Perlindungan sosial *Social protection*	6.8	10.9	46.5	-10.2	30.4	-2.6	-1.3	19.4	-2.3
3. **Pembentukan modal tetap kasar** ***Gross fixed capital formation***	**4.8**	**7.9**	**1.9**	**-1.0**	**-14.5**	**0.7**	**9.4**	**7.3**	**13.2**
3.1 Pembentukan modal tetap kasar mengikut jenis aset *Gross fixed capital formation by type of assets*									
3.1.1 Struktur *Structure*	7.6	6.2	3.1	0.5	-17.8	-8.1	7.7	8.4	16.2
3.1.2 Jentera dan peralatan *Machinery and equipment*	1.9	12.5	0.0	-4.5	-9.6	14.9	13.0	6.6	10.7
3.1.3 Aset lain *Other asset*	-2.6	1.2	1.0	2.8	-9.9	2.9	3.9	4.0	6.1
3.2 Pembentukan modal tetap kasar mengikut sektor *Gross fixed capital formation by sectors*									
3.2.1 Awam *Public*	1.0	1.9	-4.5	-9.6	-21.3	-9.7	7.9	10.4	12.5
3.2.2 Swasta *Private*	6.8	10.9	4.8	2.7	-12.0	4.2	9.9	6.4	13.4
4. **Perubahan inventori dan barangan berharga*** ***Changes in inventories and valuables****	..	..	..	..	..	..	..	..	..
5. **Eksport barangan dan perkhidmatan** ***Exports of goods and services***	**2.1**	**15.1**	**3.3**	**-0.5**	**-11.5**	**25.2**	**26.0**	**-9.1**	**10.0**
5.1 Eksport barangan *Exports of goods*	0.8	16.7	3.6	-1.6	-4.5	28.9	23.0	-14.5	7.4
5.2 Eksport perkhidmatan *Exports of services*	8.5	8.0	1.9	4.8	-45.4	-5.3	60.6	37.9	24.6
6. **tolak Import barangan dan perkhidmatan** ***less Imports of goods and services***	**3.1**	**15.3**	**3.3**	**-2.4**	**-10.4**	**25.4**	**27.3**	**-6.7**	**9.4**
6.1 Import barangan *Imports of goods*	2.2	17.0	4.6	-3.2	-7.1	28.8	26.8	-11.7	10.2
6.2 Import perkhidmatan *Imports of services*	6.2	9.4	-1.3	0.7	-22.6	9.7	29.8	19.7	6.5
Perbelanjaan atas KDNK pada harga pembeli ***Expenditure on GDP at purchasers' prices***	**6.2**	**9.8**	**5.5**	**4.5**	**-6.2**	**9.2**	**15.9**	**1.6**	**5.9**

* Termasuk perbezaan statistik/ *Includes statistical discrepancy*

JADUAL 11 **KDNK mengikut Jenis Perbelanjaan pada Harga Malar 2015 - Perubahan Peratusan Tahunan**
TABLE ***GDP by Type of Expenditure at Constant 2015 Prices - Annual Percentage Change***

(%)

Jenis perbelanjaan *Kind of expenditure*	2016	2017	2018	2019	2020	2021	2022	2023[e]	2024[p]
1. **Perbelanjaan penggunaan akhir swasta** ***Private final consumption expenditure***	**5.9**	**6.9**	**8.0**	**7.7**	**-3.9**	**1.8**	**11.4**	**4.6**	**5.1**
1.1 Perbelanjaan penggunaan akhir swasta mengikut tujuan *Private final consumption expenditure by purpose*									
1.1.1 Makanan dan minuman bukan alkohol *Food and non-alcoholic beverages*	6.6	7.5	7.6	8.0	5.8	6.0	6.9	4.3	4.6
1.1.2 Minuman alkohol dan tembakau *Alcoholic beverages and tobacco*	-7.0	1.7	2.3	1.9	-2.1	-2.2	0.4	2.4	0.7
1.1.3 Pakaian dan kasut *Clothing and footwear*	10.3	12.0	13.0	12.4	-12.5	2.0	16.1	7.0	8.5
1.1.4 Perumahan, air, elektrik, gas dan bahan api lain *Housing, water, electricity, gas and other fuels*	6.4	4.9	5.0	4.7	3.8	2.9	6.9	6.6	5.0
1.1.5 Hiasan, perkakasan dan penyelenggaraan isi rumah *Furnishings, household equipment and routine household maintenance*	5.1	6.2	7.4	7.0	-10.7	1.0	9.9	3.3	6.7
1.1.6 Kesihatan *Health*	5.8	6.0	6.7	6.5	-4.8	7.9	17.6	11.2	9.4
1.1.7 Pengangkutan *Transport*	6.6	4.6	5.4	8.3	-13.8	-7.9	32.1	9.6	10.5
1.1.8 Komunikasi *Communication*	9.9	10.4	10.2	8.6	8.1	10.6	10.1	7.4	5.4
1.1.9 Perkhidmatan rekreasi dan kebudayaan *Recreation services and culture*	4.4	5.6	7.8	8.3	-48.8	-18.7	46.3	5.3	5.7
1.1.10 Pendidikan *Education*	5.3	6.0	5.9	5.5	-6.4	-3.9	9.6	7.6	6.4
1.1.11 Restoran dan hotel *Restaurants and hotels*	6.9	7.6	9.0	9.6	-26.6	-9.0	25.5	7.3	11.7
1.1.12 Pelbagai barangan dan perkhidmatan *Miscellaneous goods and services*	4.5	5.6	6.4	5.6	-11.1	0.7	7.7	3.9	6.7
1.1.13 Pembelian oleh residen di luar negeri *Resident household purchase abroad*	2.0	7.6	5.5	4.4	-61.3	-23.2	94.6	67.1	13.2
1.1.14 **tolak** Pembelian oleh isi rumah bukan residen dalam pasaran domestik ***less*** *Non-resident household purchase in domestic market*	6.7	3.5	-1.3	2.9	-84.5	-97.3	8,701.8	119.2	37.2
1.1.15 Perbelanjaan penggunaan akhir institusi bukan keuntungan yang berkhidmat kepada isi rumah *Final consumption expenditure of non-profit institutions serving households*	2.9	2.2	2.8	3.9	16.4	4.6	17.2	6.7	10.9
1.2 Penggunaan perseorangan kerajaan am *Individual consumption of general government*	1.3	0.7	-1.2	5.4	5.1	-4.2	7.3	2.5	6.8
1.2.1 Perkhidmatan kesihatan *Health services*	2.7	-18.9	-7.0	11.5	20.3	-29.8	25.8	15.7	6.8
1.2.2 Perkhidmatan pendidikan *Education services*	0.6	7.9	-1.2	4.5	-0.4	4.7	3.5	-2.1	7.4
1.2.3 Perkhidmatan sosial *Social services*	5.9	10.5	45.2	-10.4	30.0	-2.6	-2.2	18.5	-3.0
1.3 Penggunaan akhir sebenar isi rumah *Actual final consumption of household*	5.5	6.4	7.3	7.5	-3.3	1.3	11.1	4.5	5.2
1.4 Perbelanjaan penggunaan akhir isi rumah mengikut kategori penggunaan *Household final consumption expenditure by consumption category*	5.9	6.9	8.0	7.7	-4.0	1.8	11.4	4.6	5.1
1.4.1 Barangan *Goods*	5.8	6.0	7.3	7.2	6.3	3.4	21.0	5.3	6.1
1.4.1.1 Barangan tidak tahan lama *Non-durable goods*	5.8	6.1	7.0	7.3	4.4	4.1	17.9	4.5	7.6
1.4.1.2 Barangan separa tahan lama *Semi-durable goods*	9.1	8.7	8.5	8.6	8.1	0.5	19.6	1.2	5.1
1.4.1.3 Barangan tahan lama *Durable goods*	3.5	3.3	7.5	6.0	14.6	1.8	36.8	11.2	0.8
1.4.2 Perkhidmatan *Services*	5.9	7.8	8.7	8.1	-13.4	0.0	0.2	3.6	3.6

JADUAL 11 **KDNK mengikut Jenis Perbelanjaan pada Harga Malar 2015 - Perubahan Peratusan Tahunan**
TABLE ***GDP by Type of Expenditure at Constant 2015 Prices - Annual Percentage Change***

(%)

Jenis perbelanjaan *Kind of expenditure*	2016	2017	2018	2019	2020	2021	2022	2023[e]	2024[p]
2. **Perbelanjaan penggunaan akhir kerajaan** ***Government final consumption expenditure***	**1.1**	**5.7**	**3.4**	**1.5**	**4.1**	**5.8**	**5.6**	**3.4**	**4.7**
2.1 Perkhidmatan awam am *General public services*	2.9	1.2	-12.8	-3.8	-10.8	19.9	49.4	-5.9	-9.4
2.2 Pertahanan *Defence*	0.1	-4.6	-20.8	-14.6	25.1	0.5	-0.8	9.4	6.0
2.3 Ketenteraman dan keselamatan awam *Public order and safety*	-2.8	3.9	5.5	-3.7	2.9	2.8	-6.5	7.8	3.7
2.4 Perkhidmatan ekonomi *Economic affairs*	-0.4	7.9	43.5	6.8	6.8	-0.6	-2.0	8.4	16.4
2.5 Perlindungan alam sekitar *Environmental protection*	3.1	55.8	-33.1	6.3	24.3	13.4	-73.1	285.7	7.5
2.6 Kemudahan perumahan dan kemasyarakatan *Housing and community amenities*	35.8	25.0	36.5	5.5	18.4	-2.3	-15.7	15.0	8.1
2.7 Kesihatan *Health*	-0.2	6.1	6.0	7.3	8.9	12.1	-7.5	4.8	5.5
2.8 Rekreasi, kebudayaan dan keagamaan *Recreation, culture and religion*	-1.5	16.7	-11.0	26.5	1.5	8.4	0.2	8.0	7.3
2.9 Pendidikan *Education*	1.2	9.1	3.6	2.8	1.1	2.9	5.7	1.3	7.1
2.10 Perlindungan sosial *Social protection*	5.9	10.5	45.2	-10.4	30.0	-2.6	-2.2	18.5	-3.0
3. **Pembentukan modal tetap kasar** ***Gross fixed capital formation***	**2.6**	**6.1**	**1.4**	**-2.1**	**-14.4**	**-0.7**	**6.8**	**5.4**	**12.0**
3.1 Pembentukan modal tetap kasar mengikut jenis aset *Gross fixed capital formation by type of assets*									
3.1.1 Struktur *Structure*	4.6	4.1	1.9	-0.5	-18.3	-9.9	4.8	6.1	15.3
3.1.2 Jentera dan peralatan *Machinery and equipment*	1.0	11.4	0.7	-5.5	-8.6	13.4	10.2	5.1	9.3
3.1.3 Aset lain *Other asset*	-4.3	-1.4	0.3	1.0	-10.6	0.8	2.7	2.8	6.4
3.2 Pembentukan modal tetap kasar mengikut sektor *Gross fixed capital formation by sectors*									
3.2.1 Awam *Public*	-1.0	0.3	-5.0	-10.7	-21.2	-11.0	5.4	8.5	11.1
3.2.2 Swasta *Private*	4.5	9.0	4.3	1.6	-11.9	2.8	7.3	4.5	12.3
4. **Perubahan inventori dan barangan berharga*** ***Changes in inventories and valuables****	..	..	..	..	..	..	..	..	..
5. **Eksport barangan dan perkhidmatan** ***Exports of goods and services***	**1.3**	**8.7**	**1.9**	**-1.0**	**-8.6**	**18.5**	**14.5**	**-7.9**	**8.3**
5.1 Eksport barangan *Exports of goods*	0.6	9.5	2.4	-1.6	-0.7	21.4	11.0	-12.5	5.3
5.2 Eksport perkhidmatan *Exports of services*	5.0	4.6	-0.6	2.0	-47.8	-8.2	58.3	32.9	25.5
6. **tolak Import barangan dan perkhidmatan** ***less Imports of goods and services***	**1.4**	**10.2**	**1.5**	**-2.4**	**-7.9**	**21.2**	**16.0**	**-6.8**	**8.2**
6.1 Import barangan *Imports of goods*	1.2	11.3	2.9	-2.3	-3.6	23.8	14.4	-10.9	8.9
6.2 Import perkhidmatan *Imports of services*	2.4	6.1	-3.7	-2.7	-25.3	7.7	25.7	16.1	5.7
Perbelanjaan atas KDNK pada harga pembeli ***Expenditure on GDP at purchasers' prices***	**4.4**	**5.8**	**4.8**	**4.4**	**-5.5**	**3.3**	**9.0**	**3.5**	**5.1**

* Termasuk perbezaan statistik/ *Includes statistical discrepancy*

JADUAL 12 **KDNK mengikut Jenis Perbelanjaan pada Harga Semasa - Sumbangan Peratusan kepada KDNK**
TABLE ***GDP by Type of Expenditure at Current Prices - Percentage Share to GDP***

(%)

Jenis perbelanjaan *Kind of expenditure*	2015	2016	2017	2018	2019	2020	2021	2022	2023[e]	2024[p]
1. **Perbelanjaan penggunaan akhir swasta** ***Private final consumption expenditure***	**54.0**	**54.8**	**55.4**	**57.4**	**59.8**	**61.0**	**58.0**	**57.6**	**60.5**	**60.8**
1.1 Perbelanjaan penggunaan akhir swasta mengikut tujuan *Private final consumption expenditure by purpose*										
1.1.1 Makanan dan minuman bukan alkohol *Food and non-alcoholic beverages*	11.8	12.3	12.6	13.1	13.9	15.9	15.6	15.2	16.2	16.1
1.1.2 Minuman alkohol dan tembakau *Alcoholic beverages and tobacco*	1.1	1.1	1.1	1.1	1.1	1.2	1.1	1.0	1.0	0.9
1.1.3 Pakaian dan kasut *Clothing and footwear*	1.7	1.8	1.8	1.9	2.0	1.9	1.8	1.8	1.9	1.9
1.1.4 Perumahan, air, elektrik, gas dan bahan api lain *Housing, water, electricity, gas and other fuels*	8.4	8.7	8.5	8.6	8.8	9.6	9.3	8.8	9.3	9.5
1.1.5 Hiasan, perkakasan dan penyelenggaraan isi rumah *Furnishings, household equipment and routine household maintenance*	2.9	3.0	2.9	3.0	3.1	3.0	2.8	2.7	2.8	2.9
1.1.6 Kesihatan *Health*	1.5	1.5	1.5	1.5	1.6	1.7	1.7	1.7	1.9	2.0
1.1.7 Pengangkutan *Transport*	7.2	7.1	7.6	7.6	7.6	6.3	5.8	6.9	7.5	7.9
1.1.8 Komunikasi *Communication*	4.2	4.3	4.4	4.6	4.8	5.6	5.7	5.4	5.5	5.4
1.1.9 Perkhidmatan rekreasi dan kebudayaan *Recreation services and culture*	3.7	3.7	3.6	3.8	3.9	2.1	1.6	2.1	2.2	2.2
1.1.10 Pendidikan *Education*	1.2	1.2	1.2	1.2	1.2	1.2	1.1	1.0	1.1	1.1
1.1.11 Restoran dan hotel *Restaurants and hotels*	5.6	5.8	5.9	6.3	6.8	5.4	4.5	5.2	5.8	6.2
1.1.12 Pelbagai barangan dan perkhidmatan *Miscellaneous goods and services*	6.9	6.9	6.7	6.8	7.0	6.7	6.2	5.9	6.2	6.4
1.1.13 Pembelian oleh residen di luar negeri *Resident household purchase abroad*	3.5	3.4	3.4	3.4	3.4	1.4	1.0	1.7	2.8	3.0
1.1.14 **tolak** Pembelian oleh isi rumah bukan residen dalam pasaran domestik ***less*** *Non-resident household purchase in domestic market*	5.8	6.0	5.8	5.5	5.4	0.9	0.0	1.6	3.7	4.9
1.1.15 Perbelanjaan penggunaan akhir institusi bukan keuntungan yang berkhidmat kepada isi rumah *Final consumption expenditure of non-profit institutions serving households*	0.0	0.0	0.0	0.0	0.0	0.1	0.1	0.1	0.1	0.1
1.2 Penggunaan perseorangan kerajaan am *Individual consumption of general government*	5.1	4.9	4.5	4.2	4.3	4.8	4.2	4.0	4.1	4.1
1.2.1 Perkhidmatan kesihatan *Health services*	1.4	1.3	1.0	0.9	0.9	1.2	0.8	0.8	1.0	1.0
1.2.2 Perkhidmatan pendidikan *Education services*	3.6	3.5	3.4	3.2	3.2	3.4	3.3	3.0	2.9	3.0
1.2.3 Perkhidmatan sosial *Social services*	0.1	0.1	0.1	0.2	0.1	0.2	0.2	0.2	0.2	0.2
1.3 Penggunaan akhir sebenar isi rumah *Actual final consumption of household*	59.1	59.7	59.9	61.7	64.1	65.8	62.3	61.6	64.5	64.9
1.4 Perbelanjaan penggunaan akhir isi rumah mengikut kategori penggunaan *Household final consumption expenditure by consumption category*	53.9	54.7	55.3	57.4	59.7	61.0	58.0	57.6	60.4	60.7
1.4.1 Barangan *Goods*	26.4	26.7	27.3	28.3	29.4	32.8	31.9	32.6	35.0	35.0
1.4.1.1 Barangan tidak tahan lama *Non-durable goods*	19.8	20.0	20.6	21.3	22.2	24.8	24.3	24.1	26.0	26.1
1.4.1.2 Barangan separa tahan lama *Semi-durable goods*	2.6	2.7	2.8	2.9	3.1	3.3	3.0	3.0	3.1	3.0
1.4.1.3 Barangan tahan lama *Durable goods*	4.0	3.9	3.9	4.1	4.1	4.7	4.6	5.5	6.0	5.9
1.4.2 Perkhidmatan *Services*	27.5	28.1	28.1	29.0	30.3	28.2	26.1	24.9	25.4	25.7

JADUAL **12** **KDNK mengikut Jenis Perbelanjaan pada Harga Semasa - Sumbangan Peratusan kepada KDNK**
TABLE ***GDP by Type of Expenditure at Current Prices - Percentage Share to GDP***

(%)

Jenis perbelanjaan *Kind of expenditure*	2015	2016	2017	2018	2019	2020	2021	2022	2023[e]	2024[p]
2. **Perbelanjaan penggunaan akhir kerajaan** ***Government final consumption expenditure***	**13.1**	**12.6**	**12.2**	**12.0**	**11.7**	**13.0**	**12.6**	**11.6**	**12.0**	**12.0**
2.1 Perkhidmatan awam am *General public services*	2.4	2.4	2.2	1.8	1.7	1.6	1.8	2.2	2.1	1.8
2.2 Pertahanan *Defence*	1.4	1.4	1.3	0.9	0.7	0.9	0.9	0.8	0.9	0.9
2.3 Ketenteraman dan keselamatan awam *Public order and safety*	1.2	1.1	1.1	1.1	1.0	1.1	1.0	0.8	0.9	0.9
2.4 Perkhidmatan ekonomi *Economic affairs*	1.3	1.3	1.2	1.7	1.7	2.0	1.8	1.6	1.7	1.9
2.5 Perlindungan alam sekitar *Environmental protection*	0.0	0.0	0.1	0.0	0.0	0.1	0.1	0.0	0.1	0.1
2.6 Kemudahan perumahan dan kemasyarakatan *Housing and community amenities*	0.2	0.2	0.2	0.3	0.3	0.4	0.4	0.3	0.3	0.3
2.7 Kesihatan *Health*	2.0	1.9	1.9	1.9	1.9	2.2	2.3	1.9	2.0	2.0
2.8 Rekreasi, kebudayaan dan keagamaan *Recreation, culture and religion*	0.3	0.2	0.3	0.2	0.3	0.3	0.3	0.3	0.3	0.3
2.9 Pendidikan *Education*	4.1	3.9	3.9	3.8	3.8	4.1	3.9	3.6	3.6	3.7
2.10 Perlindungan sosial *Social protection*	0.1	0.1	0.1	0.2	0.1	0.2	0.2	0.2	0.2	0.2
3. **Pembentukan modal tetap kasar** ***Gross fixed capital formation***	**25.9**	**25.5**	**25.1**	**24.2**	**22.9**	**20.9**	**19.3**	**18.2**	**19.2**	**20.5**
3.1 Pembentukan modal tetap kasar mengikut jenis aset *Gross fixed capital formation by type of assets*										
3.1.1 Struktur *Structure*	14.8	15.0	14.5	14.2	13.6	12.0	10.1	9.4	10.0	10.9
3.1.2 Jentera dan peralatan *Machinery and equipment*	8.7	8.3	8.5	8.1	7.4	7.1	7.5	7.3	7.7	8.0
3.1.3 Aset lain *Other asset*	2.4	2.2	2.0	1.9	1.9	1.8	1.7	1.5	1.6	1.6
3.2 Pembentukan modal tetap kasar mengikut sektor *Gross fixed capital formation by sectors*										
3.2.1 Awam *Public*	9.0	8.6	8.0	7.2	6.2	5.2	4.3	4.0	4.4	4.7
3.2.2 Swasta *Private*	16.8	16.9	17.1	17.0	16.7	15.7	14.9	14.2	14.8	15.9
4. **Perubahan inventori dan barangan berharga*** ***Changes in inventories and valuables****	**-0.4**	**0.5**	**0.5**	**-0.3**	**-1.9**	**-1.3**	**2.8**	**5.4**	**3.6**	**1.4**
5. **Eksport barangan dan perkhidmatan** ***Exports of goods and services***	**69.4**	**66.8**	**70.0**	**68.6**	**65.3**	**61.6**	**70.6**	**76.8**	**68.7**	**71.3**
5.1 Eksport barangan *Exports of goods*	57.9	55.0	58.4	57.3	54.0	55.0	64.9	68.9	58.0	58.8
5.2 Eksport perkhidmatan *Exports of services*	11.6	11.8	11.6	11.2	11.3	6.6	5.7	7.9	10.7	12.6
6. **tolak Import barangan dan perkhidmatan** ***less Imports of goods and services***	**61.9**	**60.1**	**63.1**	**61.8**	**57.8**	**55.2**	**63.4**	**69.6**	**63.9**	**66.0**
6.1 Import barangan *Imports of goods*	48.6	46.8	49.9	49.4	45.8	45.3	53.5	58.5	50.8	52.8
6.2 Import perkhidmatan *Imports of services*	13.3	13.3	13.3	12.4	12.0	9.9	9.9	11.1	13.1	13.2
Perbelanjaan atas KDNK pada harga pembeli ***Expenditure on GDP at purchasers' prices***	**100.0**	**100.0**	**100.0**	**100.0**	**100.0**	**100.0**	**100.0**	**100.0**	**100.0**	**100.0**

* Termasuk perbezaan statistik/ *Includes statistical discrepancy*

JADUAL 13 **KDNK mengikut Jenis Perbelanjaan pada Harga Malar 2015 - Sumbangan Peratusan kepada KDNK**
TABLE ***GDP by Type of Expenditure at Constant 2015 Prices - Percentage Share to GDP***

(%)

Jenis perbelanjaan *Kind of expenditure*	2015	2016	2017	2018	2019	2020	2021	2022	2023[e]	2024[p]
1. **Perbelanjaan penggunaan akhir swasta** ***Private final consumption expenditure***	**54.0**	**54.7**	**55.3**	**56.9**	**58.7**	**59.6**	**58.7**	**60.0**	**60.7**	**60.7**
1.1 Perbelanjaan penggunaan akhir swasta mengikut tujuan *Private final consumption expenditure by purpose*										
1.1.1 Makanan dan minuman bukan alkohol *Food and non-alcoholic beverages*	11.8	12.0	12.2	12.5	13.0	14.5	14.9	14.6	14.7	14.6
1.1.2 Minuman alkohol dan tembakau *Alcoholic beverages and tobacco*	1.1	1.0	0.9	0.9	0.9	0.9	0.9	0.8	0.8	0.7
1.1.3 Pakaian dan kasut *Clothing and footwear*	1.7	1.8	1.9	2.0	2.2	2.0	2.0	2.1	2.2	2.3
1.1.4 Perumahan, air, elektrik, gas dan bahan api lain *Housing, water, electricity, gas and other fuels*	8.4	8.6	8.5	8.5	8.6	9.4	9.4	9.2	9.5	9.5
1.1.5 Hiasan, perkakasan dan penyelenggaraan isi rumah *Furnishings, household equipment and routine household maintenance*	2.9	2.9	2.9	3.0	3.1	2.9	2.9	2.9	2.9	2.9
1.1.6 Kesihatan *Health*	1.5	1.5	1.5	1.5	1.5	1.6	1.6	1.8	1.9	2.0
1.1.7 Pengangkutan *Transport*	7.2	7.4	7.3	7.3	7.6	6.9	6.2	7.5	7.9	8.3
1.1.8 Komunikasi *Communication*	4.2	4.4	4.6	4.8	5.0	5.8	6.2	6.2	6.5	6.5
1.1.9 Perkhidmatan rekreasi dan kebudayaan *Recreation services and culture*	3.7	3.7	3.7	3.8	3.9	2.1	1.7	2.2	2.3	2.3
1.1.10 Pendidikan *Education*	1.2	1.2	1.2	1.2	1.2	1.2	1.1	1.1	1.2	1.2
1.1.11 Restoran dan hotel *Restaurants and hotels*	5.6	5.8	5.8	6.1	6.4	5.0	4.4	5.0	5.2	5.5
1.1.12 Pelbagai barangan dan perkhidmatan *Miscellaneous goods and services*	6.9	6.9	6.9	7.0	7.1	6.7	6.5	6.4	6.5	6.6
1.1.13 Pembelian oleh residen di luar negeri *Resident household purchase abroad*	3.5	3.4	3.5	3.5	3.5	1.4	1.1	1.9	3.1	3.3
1.1.14 **tolak** Pembelian oleh isi rumah bukan residen dalam pasaran domestik ***less*** *Non-resident household purchase in domestic market*	5.8	6.0	5.8	5.5	5.4	0.9	0.0	1.9	3.9	5.1
1.1.15 Perbelanjaan penggunaan akhir institusi bukan keuntungan yang berkhidmat kepada isi rumah *Final consumption expenditure of non-profit institutions serving households*	0.0	0.0	0.0	0.0	0.0	0.1	0.1	0.1	0.1	0.1
1.2 Penggunaan perseorangan kerajaan am *Individual consumption of general government*	5.1	4.9	4.7	4.4	4.5	5.0	4.6	4.5	4.5	4.6
1.2.1 Perkhidmatan kesihatan *Health services*	1.4	1.3	1.0	0.9	1.0	1.2	0.8	1.0	1.1	1.1
1.2.2 Perkhidmatan pendidikan *Education services*	3.6	3.5	3.6	3.4	3.4	3.5	3.6	3.4	3.2	3.3
1.2.3 Perkhidmatan sosial *Social services*	0.1	0.1	0.1	0.2	0.2	0.2	0.2	0.2	0.2	0.2
1.3 Penggunaan akhir sebenar isi rumah *Actual final consumption of household*	59.1	59.6	60.0	61.3	63.2	64.6	63.4	64.6	65.2	65.2
1.4 Perbelanjaan penggunaan akhir isi rumah mengikut kategori penggunaan *Household final consumption expenditure by consumption category*	53.9	54.6	55.2	56.9	58.6	59.6	58.7	60.0	60.6	60.6
1.4.1 Barangan *Goods*	26.4	26.8	26.8	27.4	28.2	31.7	31.7	35.2	35.8	36.1
1.4.1.1 Barangan tidak tahan lama *Non-durable goods*	19.8	20.1	20.1	20.5	21.1	23.3	23.5	25.4	25.6	26.3
1.4.1.2 Barangan separa tahan lama *Semi-durable goods*	2.6	2.8	2.8	2.9	3.1	3.5	3.4	3.7	3.6	3.6
1.4.1.3 Barangan tahan lama *Durable goods*	4.0	4.0	3.9	4.0	4.0	4.9	4.8	6.1	6.5	6.2
1.4.2 Perkhidmatan *Services*	27.5	27.9	28.4	29.4	30.5	27.9	27.0	24.8	24.8	24.5

JADUAL 13 **KDNK mengikut Jenis Perbelanjaan pada Harga Malar 2015 - Sumbangan Peratusan kepada KDNK**
TABLE ***GDP by Type of Expenditure at Constant 2015 Prices - Percentage Share to GDP***

(%)

Jenis perbelanjaan *Kind of expenditure*	2015	2016	2017	2018	2019	2020	2021	2022	2023[e]	2024[p]
2. Perbelanjaan penggunaan akhir kerajaan ***Government final consumption expenditure***	**13.1**	**12.7**	**12.6**	**12.5**	**12.1**	**13.3**	**13.7**	**13.3**	**13.2**	**13.2**
2.1 Perkhidmatan awam am *General public services*	2.4	2.4	2.3	1.9	1.8	1.7	1.9	2.6	2.4	2.1
2.2 Pertahanan *Defence*	1.4	1.4	1.2	0.9	0.8	1.0	1.0	0.9	0.9	1.0
2.3 Ketenteraman dan keselamatan awam *Public order and safety*	1.2	1.1	1.1	1.1	1.0	1.1	1.1	0.9	1.0	1.0
2.4 Perkhidmatan ekonomi *Economic affairs*	1.3	1.3	1.3	1.8	1.8	2.0	2.0	1.8	1.9	2.1
2.5 Perlindungan alam sekitar *Environmental protection*	0.0	0.0	0.1	0.0	0.0	0.1	0.1	0.0	0.1	0.1
2.6 Kemudahan perumahan dan kemasyarakatan *Housing and community amenities*	0.2	0.2	0.2	0.3	0.3	0.4	0.4	0.3	0.3	0.3
2.7 Kesihatan *Health*	2.0	1.9	1.9	2.0	2.0	2.3	2.5	2.1	2.2	2.2
2.8 Rekreasi, kebudayaan dan keagamaan *Recreation, culture and religion*	0.3	0.2	0.3	0.2	0.3	0.3	0.3	0.3	0.3	0.3
2.9 Pendidikan *Education*	4.1	3.9	4.1	4.0	4.0	4.2	4.2	4.1	4.0	4.1
2.10 Perlindungan sosial *Social protection*	0.1	0.1	0.1	0.2	0.2	0.2	0.2	0.2	0.2	0.2
3. Pembentukan modal tetap kasar ***Gross fixed capital formation***	**25.9**	**25.4**	**25.5**	**24.6**	**23.1**	**20.9**	**20.1**	**19.7**	**20.0**	**21.3**
3.1 Pembentukan modal tetap kasar mengikut jenis aset *Gross fixed capital formation by type of assets*										
3.1.1 Struktur *Structure*	14.8	14.8	14.6	14.2	13.5	11.7	10.2	9.8	10.0	11.0
3.1.2 Jentera dan peralatan *Machinery and equipment*	8.7	8.4	8.9	8.5	7.7	7.4	8.2	8.3	8.4	8.7
3.1.3 Aset lain *Other asset*	2.4	2.2	2.0	1.9	1.9	1.8	1.7	1.6	1.6	1.6
3.2 Pembentukan modal tetap kasar mengikut sektor *Gross fixed capital formation by sectors*										
3.2.1 Awam *Public*	9.0	8.6	8.1	7.4	6.3	5.2	4.5	4.4	4.6	4.8
3.2.2 Swasta *Private*	16.8	16.8	17.3	17.3	16.8	15.6	15.6	15.3	15.5	16.5
4. Perubahan inventori dan barangan berharga* ***Changes in inventories and valuables****	**-0.4**	**0.0**	**0.1**	**-0.6**	**-1.0**	**-0.3**	**1.5**	**1.6**	**2.0**	**0.6**
5. Eksport barangan dan perkhidmatan ***Exports of goods and services***	**69.4**	**67.4**	**69.2**	**67.3**	**63.8**	**61.7**	**70.8**	**74.3**	**66.1**	**68.1**
5.1 Eksport barangan *Exports of goods*	57.9	55.7	57.7	56.4	53.1	55.8	65.5	66.7	56.4	56.5
5.2 Eksport perkhidmatan *Exports of services*	11.6	11.6	11.5	10.9	10.6	5.9	5.2	7.6	9.7	11.6
6. tolak Import barangan dan perkhidmatan ***less Imports of goods and services***	**61.9**	**60.1**	**62.6**	**60.6**	**56.7**	**55.2**	**64.7**	**68.9**	**62.0**	**63.9**
6.1 Import barangan *Imports of goods*	48.6	47.1	49.5	48.6	45.5	46.3	55.5	58.2	50.1	51.9
6.2 Import perkhidmatan *Imports of services*	13.3	13.1	13.1	12.0	11.2	8.9	9.2	10.6	11.9	12.0
Perbelanjaan atas KDNK pada harga pembeli ***Expenditure on GDP at purchasers' prices***	**100.0**	**100.0**	**100.0**	**100.0**	**100.0**	**100.0**	**100.0**	**100.0**	**100.0**	**100.0**

* Termasuk perbezaan statistik/ *Includes statistical discrepancy*

Muka surat ini sengaja dibiarkan kosong.
This page is deliberately left blank.

NOTA TEKNIKAL

TECHNICAL NOTES

NOTA TEKNIKAL

Muka surat ini sengaja dibiarkan kosong.
This page is deliberately left blank.

PENGENALAN

Penyusunan data akaun negara yang ditunjukkan dalam jadual penerbitan ini adalah item terpilih daripada keseluruhan sistem perakaunan negara yang merekodkan semua aktiviti ekonomi. Sistem perakaunan negara meliputi pengeluaran, perbelanjaan, penjanaan dan pengagihan pendapatan, pembiayaan, tabungan dan pelaburan bagi keseluruhan ekonomi.

Sistem perakaunan ini ditakrifkan oleh Pertubuhan Bangsa-Bangsa Bersatu dan transaksi yang diberikan adalah mengikut panduan *Systems of National Accounts 2008 (SNA 2008)*.

KELUARAN DALAM NEGERI KASAR

Keluaran Dalam Negeri Kasar (KDNK) adalah jumlah nilai barangan dan perkhidmatan yang dikeluarkan dalam tempoh tertentu selepas ditolak kos barang dan perkhidmatan yang digunakan dalam proses pengeluaran. Nilai ini merupakan nilai sebelum ditolak nilai peruntukan bagi modal tetap; iaitu jumlah nilai ditambah pada harga pengeluar bagi pengeluar residen ditambah dengan duti import. KDNK ini juga bersamaan dengan perbelanjaan ke atas KDNK (pada harga pembeli) iaitu jumlah bagi semua komponen perbelanjaan akhir ke atas barangan dan perkhidmatan tolak dengan import barangan dan perkhidmatan.

KDNK boleh diukur dengan menggunakan tiga kaedah iaitu Kaedah Pengeluaran, Perbelanjaan dan Pendapatan. Namun begitu, penerbitan ini hanya menggunakan Kaedah Pengeluaran dan Perbelanjaan sahaja.

KAEDAH PENGELUARAN

KDNK berasaskan Kaedah Pengeluaran boleh didefinisikan sebagai jumlah nilai barangan dan perkhidmatan yang dikeluarkan di Malaysia setelah ditolak dengan nilai penggunaan perantaraan. Kaedah ini turut dikenali sebagai kaedah nilai ditambah yang mana ia menunjukkan sumbangan setiap aktiviti ekonomi terhadap keseluruhan KDNK.

KDNK merupakan sistem perakaunan catatan bergu dan dalam penerbitan ini, ianya ditunjukkan seperti berikut:

(a) Jumlah nilai ditambah kasar bagi semua pengeluar yang terlibat dalam ekonomi; atau

(b) Perbezaan antara output kasar bagi semua pengeluar tolak penggunaan perantaraan (sebagai input).

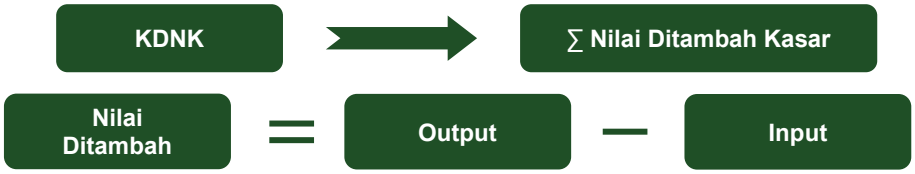

OUTPUT

Output adalah nilai barangan dan perkhidmatan yang dikeluarkan. Ini termasuk pengeluaran untuk pasaran, pengeluaran untuk kegunaan sendiri dan pengeluaran bukan pasaran (perkhidmatan kerajaan dan *NPISHs*). Pengeluaran barangan dan perkhidmatan tidak semestinya untuk dijual atau perolehan oleh pertubuhan.

PENGGUNAAN PERANTARAAN

Penggunaan perantaraan adalah nilai barangan dan perkhidmatan yang digunakan (sebagai input) dalam proses pengeluaran barangan dan perkhidmatan tidak termasuk gaji dan upah, susut nilai daripada modal dan faedah bersih yang dibayar.

NILAI DITAMBAH

Nilai ditambah adalah perbezaan di antara output dan penggunaan perantaraan. Ia merupakan nilai ditambah barangan dan perkhidmatan dalam aktiviti ekonomi. Oleh itu, ia hampir menyamai dengan keuntungan perniagaan, gaji dan upah, susut nilai dan cukai tidak langsung; campur faedah yang dibayar dan tolak faedah yang diterima.

CUKAI

Di dalam perakaunan negara, cukai dinyatakan dalam dua bentuk iaitu:

(a) **Cukai Tidak Langsung** dianggap sebagai kos pengeluaran, di mana ia adalah sebahagian daripada komponen nilai ditambah. Oleh itu, cukai tidak langsung perlu ditambah pada nilai barangan dan perkhidmatan. Cukai tidak langsung termasuk cukai jalan, cukai nilai ditambah, duti eksais, cukai pintu dan lain-lain.

(b) **Cukai Langsung** adalah cukai ke atas keuntungan dan pendapatan, di mana ia merupakan pengagihan semula pendapatan dari sektor swasta kepada sektor awam dan bukan dalam bentuk kos pengeluaran. Dalam konteks Malaysia, cukai pendapatan merupakan cukai langsung yang paling utama.

KAEDAH PERBELANJAAN

KDNK berasaskan Kaedah Perbelanjaan adalah penjumlahan Penggunaan Akhir Swasta, Penggunaan Akhir Kerajaan, Pembentukan Modal Tetap Kasar, Perubahan Inventori dan Barangan Berharga, Eksport barangan dan perkhidmatan dan ditolak dengan Import barangan dan perkhidmatan. Semua komponen ini dikategorikan sebagai 'permintaan akhir' atau 'perbelanjaan akhir'. Kaedah ini mengira nilai barangan dan perkhidmatan yang digunakan oleh pengguna akhir terhadap barangan dan perkhidmatan yang dikeluarkan oleh residen.

$$\text{KDNK} = C + G + I + X - M$$

C	Perbelanjaan Penggunaan Akhir Swasta (Isi rumah dan Institusi Bukan Keuntungan yang Berkhidmat kepada Isi rumah)
G	Perbelanjaan Penggunaan Akhir Kerajaan
I	Pembentukan Modal Tetap Kasar + Perubahan Inventori dan Barangan Berharga
X - M	Eksport Barangan dan Perkhidmatan - Import Barangan dan Perkhidmatan

PENGIMBANGAN ANTARA ANGGARAN PENGELUARAN DAN PERBELANJAAN

Secara teori, anggaran KDNK bagi kedua-dua kaedah harus menghasilkan nilai yang sama. Walau bagaimanapun, secara praktikal, anggaran nilai bagi kedua-dua kaedah ini tidak akan sama kerana penggunaan sumber data yang berlainan. Perbezaan ini dikenali sebagai "Perbezaan Statistik" dalam *System of National Accounts*.

KDNK Kaedah Perbelanjaan + **Perbezaan Statistik** = **KDNK Kaedah Pengeluaran**

PENILAIAN TRANSAKSI

Anggaran dinyatakan dalam dua jenis harga iaitu harga semasa dan harga malar (tahun asas 2015). Pelbagai teknik digunakan dalam membuat nilai anggaran pada harga semasa dan malar.

KDNK PADA HARGA MALAR

KDNK pada harga malar adalah nilai KDNK tanpa kesan harga. KDNK pada harga malar ini penting bagi membolehkan perbandingan sebenar perubahan tingkat pengeluaran/ kuantiti barangan dan perkhidmatan yang berlaku dalam aktiviti ekonomi.

PENDEFLASI HARGA TERSIRAT

Bagi mendapatkan siri harga malar, kaedah deflasi langsung yang terdiri daripada deflasi tunggal dan deflasi berganda digunakan. Kaedah deflasi tunggal menghapuskan pengaruh harga daripada output atau input yang telah dianggarkan manakala deflasi berganda pula menghapuskan pengaruh harga daripada output dan input. Oleh itu, nilai ditambah diperoleh sebagai perbezaan hasil tolak input daripada output.

Indeks harga utama yang digunakan adalah Indeks Harga Pengeluar, Indeks Harga Pengguna dan Indeks Harga Pengeluar Perkhidmatan. Sementara itu, bagi barangan dan perkhidmatan yang tidak terdapat dalam kedua-dua indeks ini, maklumat harga diperoleh dari pertubuhan yang terlibat. Maklumat ini kemudiannya dijadikan indeks harga terbitan khususnya bagi barangan dan perkhidmatan tersebut.

HUBUNGAN ANTARA ANGGARAN KDNK DAN IMBANGAN PEMBAYARAN

Siri akaun negara yang dikeluarkan dalam penerbitan ini adalah konsisten dengan anggaran tahun imbangan pembayaran yang dikeluarkan oleh Jabatan Perangkaan Malaysia. Kedua-dua anggaran ini menunjukkan penyata yang lengkap mengenai transaksi antara Malaysia dengan negara-negara lain pada harga semasa.

KLASIFIKASI

Penyusunan KDNK selaras dengan klasifikasi seperti berikut;

- Piawaian Klasifikasi Industri Malaysia (MSIC 2008)
- *Malaysia Classification of Product by Activity (MCPA 2009)*
- *Classification of the Functions of Government (COFOG)*
- *Classification of Individual Consumption by Purposes (COICOP)*
- *Standard International Trade Classification (SITC) Rev. 4*

METODOLOGI, SUMBER DATA DAN GLOSARI

Maklumat tersebut boleh diperoleh dari portal Jabatan (www.dosm.gov.my).

PENERBITAN DAN SEMAKAN DATA

Penerbitan ini memberikan semakan anggaran KDNK tahunan bagi tahun 2022 hingga 2024. Semakan adalah berdasarkan data terkini banci/ survei tahunan/ dwi-tahunan dan akaun syarikat/ perusahaan individu bagi tahun 2022 dan 2023. Bagi tahun terkini 2024, anggaran adalah berdasarkan kepada sumber data suku tahunan.

Siri masa tahunan ini akan dikemaskini setiap tahun.

INTRODUCTION

The national accounts data presented in the tables are selected items from a full national accounting system, which records all economic activities. The national accounting system covers production, expenditure, income generation and distribution, financing, savings and investment of the whole economy.

This accounting system is defined by the United Nations and the transactions which are presented follow the recommendations of the Systems of National Accounts 2008 (2008 SNA).

GROSS DOMESTIC PRODUCT

Gross Domestic Product (GDP) is the total value of all goods and services produced in a certain period after deducting the cost of goods and services used up in the process of production. This value is before deducting the allowances for consumption of fixed capital i.e. the sum of value added of resident producer in producer's price plus import duties. GDP is equivalent to expenditure on the GDP (in purchaser's price) i.e. the sum of all components of final expenditure on goods and services less imports of goods and services.

GDP can be measured by using three approaches namely Production, Expenditure and Income Approach. However, this publication only presents Production and Expenditure Approach.

PRODUCTION APPROACH

GDP based on Production Approach is defined as value of total production of goods and services produced in Malaysia after deducting value of intermediate consumption. This approach is also known as value added approach which will be able to show the contribution of each economic activity on overall GDP.

GDP is an item in a double entry accounting system and in this publication, it is presented in the following ways:

(a) The sum of gross value added of all producers engaged in production in the economy; or

(b) The difference between the gross output of all producers less the intermediate consumption (as input).

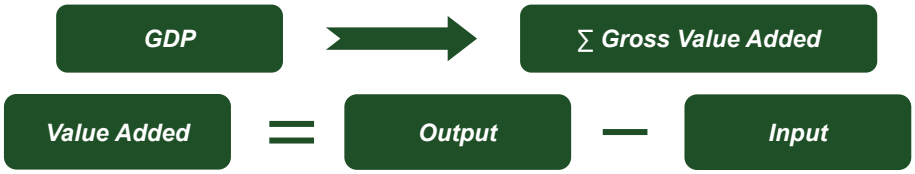

OUTPUT

Output is the value of goods and services produced. This includes market production, production for own final use, and non-market production (government services and NPISHs). Production of goods and services is not necessarily for sale or turnover of establishment.

INTERMEDIATE CONSUMPTION

Intermediate consumption is the value of goods and services consumed (as input) in the production process of goods and services excluded salaries and wages, depreciation of capital and net interest paid.

VALUE ADDED

The value added is the difference between output and intermediate consumption. It represents the added value of goods and services by economic activity. Hence, it is approximately equivalent to commercial profit, salaries and wages, depreciation and indirect taxes; plus interest paid less interest received.

TAXES

In national accounts, taxes are expressed in two forms:

(a) ***Indirect Taxes*** *are regarded as a cost of production, which are part of value added component. Hence, indirect taxes must be added to the value of goods and services. Indirect taxes include sales tax, value added taxes, excise duties, quit rent and etc.*

(b) ***Direct Taxes*** *are taxes on profits or incomes, which constitute of a redistribution of income from the private sector to the government and it is not in the form of production cost. In Malaysia's context, income tax is the most significant direct tax.*

EXPENDITURE APPROACH

GDP based on Expenditure Approach is the summation of Private Final Consumption, Government Final Consumption, Gross Fixed Capital Formation, Changes in Inventories and Valuables, Exports of goods and services minus Imports of goods and services. All these components are categorised as 'final demand' or 'final expenditure'. This approach measures value of goods and services used by final users on goods and services produced by resident.

$$GDP = C + G + I + X - M$$

C	*Private Final Consumption Expenditure (Households and Non-profit Institution Serving Households)*
G	*Government Final Consumption Expenditure*
I	*Gross Fixed Capital Formation + Changes in Inventories and Valuables*
X - M	*Exports of goods and services - Imports of goods and services*

BALANCING BETWEEN THE PRODUCTION AND EXPENDITURE ESTIMATES

Theoretically, the estimates GDP for both approaches should arrive at the same value. However, in practice, the estimated value by both approaches will not be equal due to the usage of different data sources. These differences are known as "Statistical Discrepancy" in System of National Accounts.

GDP Expenditure Approach + **Statistical Discrepancy** = **GDP Production Approach**

VALUATION OF TRANSACTIONS

Estimation is expressed in two types of prices namely current prices and constant prices (base year 2015). Various techniques have been used to estimate value at current and constant prices.

GDP AT CONSTANT PRICES

GDP at constant prices is the value of GDP without price effect. GDP at constant prices enables actual comparison to be made for changes in level of production/ volume of goods and services occurred in economic activity.

IMPLICIT PRICE DEFLATOR

In deriving the constant prices series, direct deflation method which consists of single deflation and double deflation is used. The single deflation method removes the price effect from the estimated output or input, while double deflation method eliminates the price effect from both the output and input. Hence, value added is obtained as residual by subtracting input from output.

Main price indices that are being used are Producer Price Index, Consumer Price Index and Services Producer Price Index. Meanwhile, for goods and services which are not in both indices, information on prices are obtained from establishment involved. The information is then transformed into derived price indices specially for those goods and services.

RELATION BETWEEN GDP ESTIMATES AND BALANCE OF PAYMENT

The national accounts series published in this publication is consistent with the annual estimates of balance of payments published by DOSM. These two estimates show a complete statement of Malaysia transaction with other countries at current prices.

CLASSIFICATION

GDP compilation corresponds with the following classifications;

- *Malaysia Standard Industrial Classification (MSIC 2008)*
- *Malaysia Classification of Product by Activity (MCPA 2009)*
- *Classification of the Functions of Government (COFOG)*
- *Classification of Individual Consumption by Purposes (COICOP)*
- *Standard International Trade Classification (SITC) Rev. 4*

METHODOLOGY, DATA SOURCES AND GLOSSARY

This information is accessible from the Department's portal (www.dosm.gov.my).

PUBLICATION AND DATA REVISION

This publication presents the revision of the annual GDP estimates for the year 2022 to 2024. The revisions were based on the latest data of census/ annual surveys/ biennial and account of company/ individual enterprise for the year 2022 and 2023. For the latest year 2024, estimation was based on the quarterly data sources.

The annual time series will be updated every year.

ISSN 1985-0751

9 771985 075000

@StatsMalaysia

MALAYSIA MADANI kemampanan

ASEAN MALAYSIA 2025 INCLUSIVITY AND SUSTAINABILITY

ODIN 2024-2025 OPEN DATA INVENTORY MALAYSIA NUMBER ONE IN THE WORLD

20 October

2016 - 2030