



MEDIA STATEMENT

MINISTRY OF ECONOMY
DEPARTMENT OF STATISTICS MALAYSIA

Block C6 & C7, Complex C,
Federal Government Administrative Centre, Precinct 1,
62514 Federal Territory of Putrajaya
Telephone : 03 - 8090 4681

ECONOMIC CENSUS 2023 WOMEN-OWNED STATISTICS APRIL 2025

The number of women-owned establishments in Malaysia were 219,015 contributing 20.1 per cent to the overall establishments in the economy in 2022

PUTRAJAYA, APRIL 30, 2025 – Today, the Department of Statistics Malaysia (DOSM) released the Women-Owned Statistics based on the Economic Census 2023. This publication presents key findings on the performance and contribution of businesses owned by women across various economic sectors. Principal statistics related to gross output, intermediate input, value added, persons engaged, salaries & wages and fixed assets are reported at national and state levels.

Chief Statistician Malaysia, Dato' Sri Dr. Mohd Uzir Mahidin mentioned, "Based on Economic Census 2023, 219,015 women-owned establishments operating in 2022, with an annual growth rate of 2.3 per cent as compared to the previous census (2015: 187,265 establishments). A total of 205,012 establishments or 93.6 per cent were concentrated in the Services sector, followed by the Manufacturing sector (8,469 establishments; share: 3.9%) and the Construction sector (3,869 establishments; share: 1.8%). Findings by subsector showed that more than 70.0 per cent of the women-owned establishments were involved in the Wholesale & retail trade subsector (share: 45.0%) and the Food & beverage subsector (share: 31.1%)."

Selangor remained as the top state with the highest number of women-owned establishments in 2022, contributing 15.9 per cent of the total 219,015 establishments. This was followed by Sabah with 22,740 establishments (share: 10.4%), Kelantan with 21,079 establishments (share: 9.6%), W.P. Kuala Lumpur 20,237 establishments (share: 9.2%) and Johor 19,495 establishments (share: 8.9%). These five states accounted for more than half of the total women-owned establishments in Malaysia.

The value of gross output generated by women-owned establishments amounted to RM136.9 billion in 2022, contributing 3.6 per cent to the overall economic sector in Malaysia. The Services sector generated the highest gross output value with RM83.0 billion or 60.7 per cent share and Wholesale & Retail Trade subsector was the catalyst which contributed 37.7 per cent (RM31.3 billion). The gross output of Manufacturing sector accounted for 30.1 per cent with the Manufacture of food products subsector being the primary contributor to this sector, registering RM12.6 billion (share: 30.7%). In view of growth, the value of gross output rose 7.0 per cent annually in 2022 as compared to 2015. The incline was predominantly attributable to the strong growth in the Manufacturing sector by 13.8 per cent, followed by the Agriculture sector (6.0%) and the Services sector (5.7%).

In line with the increase of gross output, the total value added for women-owned establishments grew 6.5 per cent annually, increased by RM21.8 billion to record RM61.4 billion in 2022 (2015: RM39.6 billion). The main contributor to the value added was the Services sector, registering 72.2 per cent or RM44.4 billion with an annual growth rate of 5.7 per cent. Meanwhile, the Manufacturing and Agriculture sectors contributed RM10.5 billion (share: 17.1%) and RM5.0 billion (share: 8.1%), respectively.

The number of persons engaged in all sectors also posted an increase of 2.0 per cent, stood at 979,812 persons in 2022 (2015: 853,559 persons). The Services sector led with 788,884 persons (share: 80.5%). On the same note, the total salaries & wages paid rose by 5.5 per cent annually, amounted to RM20.5 billion in 2022 (2015: RM14.1 billion). The Services sector recorded the highest value of salaries & wages with RM15.5 billion (share: 75.5%) and followed by the Manufacturing sector with RM3.6 billion (share: 17.5%). Nevertheless, the highest average monthly salaries & wages was reflected in the Mining & quarrying sector with RM2,675, followed by

Manufacturing and Construction sectors with a value of RM2,628 and RM2,156, respectively.

The value of fixed assets for Women-owned establishments showed an increase of 5.6 per cent annually from RM37.9 billion in 2015 to RM55.4 billion in 2022, mainly influenced by the Services sector which recorded RM41.3 billion in 2022 (2015: RM22.8 billion). Next, Manufacturing sector with a value of fixed assets of RM7.6 billion and Agriculture sector registered RM5.9 billion.

In 2022, there were 185,582 women-owned Small and Medium Enterprises (SMEs) establishments, representing 17.0 per cent of the total establishments in Malaysia. Of this number, 171,800 establishments (share: 92.6%) were involved in the Services sector, followed by 8,359 establishments (share: 4.5%) in the Manufacturing sector. The women-owned SMEs generated a gross output of RM89.3 billion and a value added of RM44.3 billion, which increased by 3.7 per cent and 4.1 per cent respectively, each year. Additionally, Women-owned establishments employed 833,311 persons, with an annual growth rate of 0.9 per cent. In terms of salaries & wages and fixed asset values, they recorded RM16.2 billion and RM39.7 billion, with an annual growth rates of 4.5 per cent and 3.4 per cent, respectively.

Elaborating further on the findings, Dato' Sri Dr. Mohd Uzir Mahidin stated, "The increasing presence of women in the entrepreneurial ecosystem reflects Malaysia's ongoing commitment to gender inclusivity and empowerment. These statistics serve not only as a testament to the strength and capabilities of women entrepreneurs, but also as a vital input for policy makers, researchers, and industry players in formulating informed strategies to support and accelerate women's economic participation."

ASEAN-Malaysia 2025 Chairmanship: the Department of Statistics Malaysia (DOSM) will chair the 15th ASEAN Community Statistical System Committee (ACSS15) which aim to strengthen the statistical cooperation towards sustainable regional development.

The Government of Malaysia has declared October 20th as National Statistics Day (MyStats Day), with the theme 'Statistics is the Essence of Life.' Meanwhile, the Fourth World Statistics Day will be celebrated on 20 October 2025, with the theme 'Driving Change with Quality Statistics and Data for Everyone'.

OpenDOSM NextGen is a medium that provides data catalogue and visualisations to facilitate users' analysis and can be accessed through <https://open.dosm.gov.my>.

Released by:

**THE OFFICE OF CHIEF STATISTICIAN MALAYSIA
DEPARTMENT OF STATISTICS MALAYSIA
30 APRIL 2025**

Exhibit 1: Principal Statistics of Women-Owned Establishments, 2015 and 2022

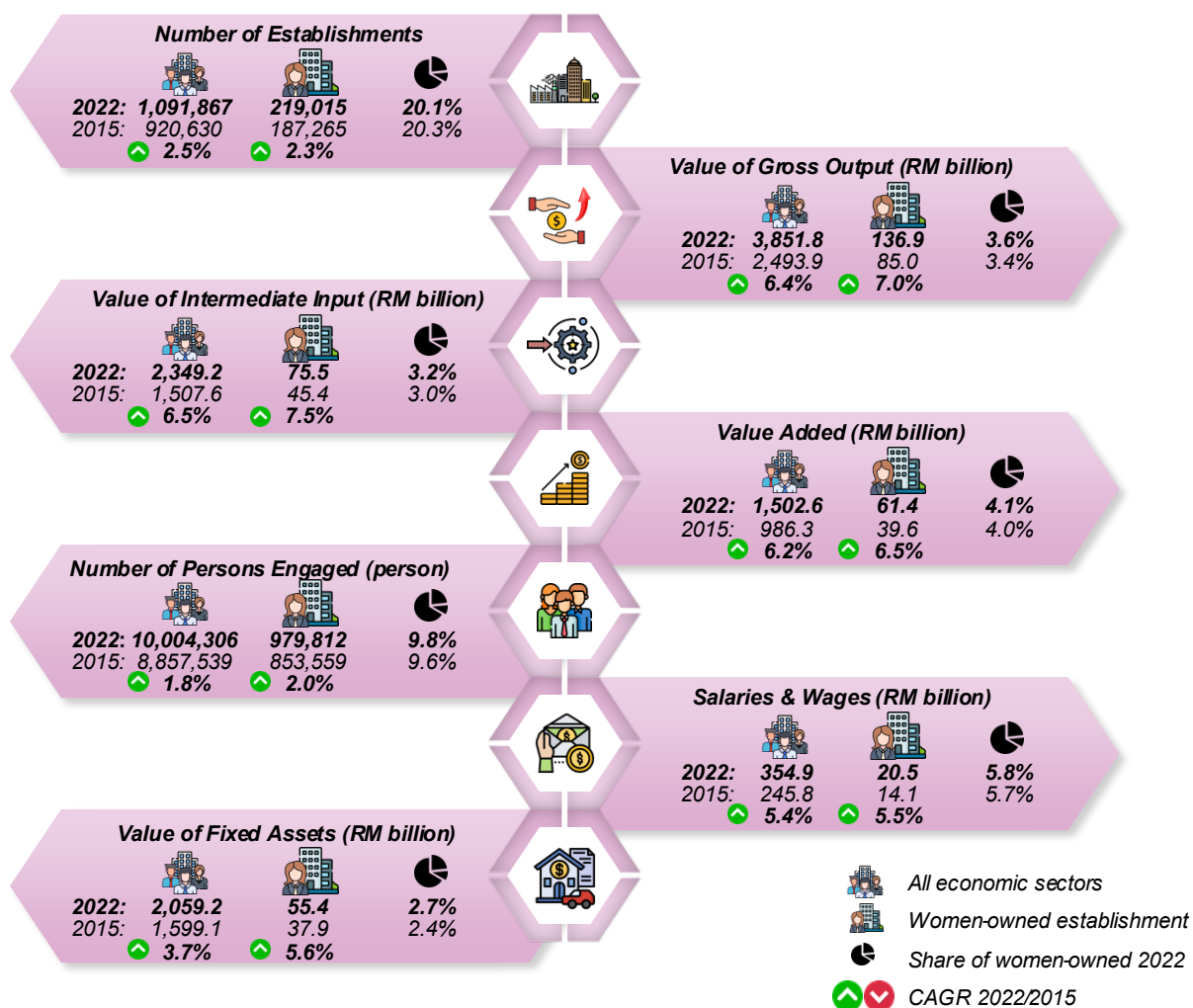















Exhibit II: Principal Statistics of SMEs of Women-Owned Establishment by Sector, 2022

						
	Total	Agriculture	Mining & quarrying	Manufacturing	Construction	Services
 Number of Establishments	185,582 186,930 ▼ -0.1%	1,579 1,498 ▲ 0.8% 📊 0.9%	12 20 ▼ -7.0% 📊 0.01%	8,359 9,519 ▼ -1.8% 📊 4.5%	3,832 2,570 ▲ 5.9% 📊 2.0%	171,800 173,323 ▼ -0.1% 📊 92.6%
 Value of Gross Output (RM billion)	89.3 69.2 ▲ 3.7%	4.0 3.0 ▲ 4.2% 📊 4.5%	0.02 0.03 ▼ -1.9% 📊 0.03%	17.5 11.0 ▲ 6.8% 📊 19.5%	3.0 3.9 ▼ -3.5% 📊 3.4%	64.8 51.3 ▲ 3.4% 📊 72.6%
 Value of Intermediate Input (RM billion)	45.0 35.7 ▲ 3.3%	1.7 1.4 ▲ 2.7% 📊 3.7%	0.01 0.01 ▼ -0.1% 📊 0.03%	12.3 8.2 ▲ 6.0% 📊 27.4%	2.0 2.5 ▼ -3.3% 📊 4.4%	29.0 23.6 ▲ 3.0% 📊 64.5%
 Value Added (RM billion)	44.3 33.5 ▲ 4.1%	2.4 1.6 ▲ 5.4% 📊 5.3%	0.01 0.01 ▼ -3.8% 📊 0.02%	5.1 2.8 ▲ 9.0 📊 11.6%	1.0 1.4 ▼ -3.9% 📊 2.3%	35.8 27.7 ▲ 3.7% 📊 80.8%
 Number of Persons Engaged	833,311 781,438 ▲ 0.9%	18,312 29,612 ▼ -6.6% 📊 2.2%	176 218 ▼ -3.0% 📊 0.02%	89,998 68,426 ▲ 4.0% 📊 10.8%	27,088 37,536 ▼ -4.6% 📊 3.3%	697,737 645,646 ▲ 1.1% 📊 83.7%
 Salaries & Wages (RM billion)	16.2 11.9 ▲ 4.5%	0.4 0.5 ▼ -3.7% 📊 2.6%	0.005 0.005 ▼ -0.3% 📊 0.03%	2.3 1.3 ▲ 8.2% 📊 14.3%	0.5 0.8 ▼ -6.3% 📊 3.0%	12.9 9.2 ▲ 5.0% 📊 80.1%
 Value of Fixed Assets (RM billion)	39.7 31.3 ▲ 3.4%	2.6 6.9 ▼ -13.0% 📊 6.6%	0.009 0.02 ▼ -12.9% 📊 0.02%	3.9 3.6 ▲ 0.8% 📊 9.7%	0.4 0.6 ▼ -6.4% 📊 1.0%	32.8 20.1 ▲ 7.2% 📊 82.7%
						2022 2015 ▲ ▼ CAGR 2022/2015 📊 Share 2022