

Embargo: Only to be published or disseminated at 1200 hour, Tuesday, April 29th, 2025



MEDIA STATEMENT

MINISTRY OF ECONOMY
DEPARTMENT OF STATISTICS MALAYSIA

Block C6 & C7, Complex C,
Federal Government Administrative Centre, Precinct 1,
62514 Federal Territory of Putrajaya
Telephone : 03 - 8090 4681

EMPLOYEE WAGES STATISTICS (FORMAL SECTOR) REPORT FOURTH QUARTER 2024

The median monthly wages in formal sector rise to RM3,045 with 5.0 per cent growth in December 2024

PUTRAJAYA, 29 April 2025 – According to the Department of Statistics Malaysia in its **EMPLOYEE WAGES STATISTICS (FORMAL SECTOR) REPORT, FOURTH QUARTER 2024** that was reported today, the median monthly wages in formal sector rise to RM3,045 with 5.0 per cent growth in December 2024. The median monthly wages in December 2024 was RM3,045, compared to RM2,764 in both November and October 2024. On average, the annual median wages in 2024 increased by 6.0 per cent as compared to 2023.

Commenting on the findings of statistics derived from administrative data, Dato' Sri Dr. Mohd Uzir Mahidin, the Chief Statistician of Malaysia, stated that the increase in median monthly wages denotes a better labour market landscape, in line with the growing economic expansion in the fourth quarter of 2024. The number of citizens in the formal sector also continued to show a year-on-year increase, with a growth of 2.3 per cent (+156.6 thousand) to 6.83 million persons in December 2024.

In terms of formal employees by sex, in December 2024, the number of Malaysian male formal employees reached 3.77 million persons, contributing 55.2 per cent with median monthly wages of RM3,045. Meanwhile, female formal employees accounted for 44.8 per cent, equivalent to 3.06 million persons with median monthly wages of RM3,000. As compared to December 2023, the median monthly wages for both male and female

formal employees showed an increasing trend of 3.4 per cent and 5.4 per cent, respectively.

Looking at detailed wage statistics by age group indicates that all age groups experienced steady year-on-year increases. The highest growth was recorded by the age group of 65 and above with median monthly wages at RM2,982 which increased by 8.3 per cent in December 2024. In addition, this age group also recorded an increase in terms of number of employees in December 2024, reflecting a rising participation of this group in the formal sector. Meanwhile, the formal employees aged below 20 years, who had maintained a median monthly wages of RM1,500 since June 2022, registered an increase by 1.8 per cent to RM1,527 in December 2024. During this period, formal employees aged 45 to 49 years earned the highest median monthly wages at RM4,082 (December 2024).

Delving into the statistics by economic activity also showed that all sectors recorded an increase in median monthly wages in all three months of the fourth quarter of 2024. The Mining & quarrying sector, which makes up only 0.6 per cent of all formal employees, recorded the highest year-on-year growth of 9.6 per cent in its median monthly wages, reaching RM7,500 in December 2024. In contrast, the Agriculture sector, representing 1.9 per cent of formal employees, reported the lowest median monthly wages at RM2,382, showing a 3.6 per cent year-on-year increase during the same period.

Further elaborating on the wage distribution by state as of December 2024, Dato' Sri Dr. Mohd Uzir Mahidin stated, "The median monthly wages recorded positive year-on-year growth across all states in the fourth quarter of 2024. Three states exceeded the national median monthly wages of RM3,045, with Wilayah Persekutuan Kuala Lumpur registering the highest at RM4,200, followed by Pulau Pinang at RM3,382 and Selangor at RM3,300. However, the lowest median monthly wages were observed in Sabah, Perlis and Kelantan, at RM2,000, RM1,764, and RM1,664 respectively during the same period."

Regarding wage distribution, the Chief Statistician Malaysia highlighted that 29.2 per cent of total Malaysian formal employees earned monthly wages below RM2,000 in December 2024, marking a reduction of 2.0 percentage points compared to December 2023. Furthermore, percentile analysis revealed that the bottom 10 per cent of Malaysian formal employees received monthly wages of RM1,500 or less, while employees in the 90th percentile earned at least RM10,800 per month, reflecting a 5.9 per cent increase from December 2023. This disparity illustrates that employee in the 90th percentile earned seven times more than those in the lowest wage group, underscoring the prevailing wage gap between the highest and lowest earners.

Concluding his statement on today's release, Dato' Sri Dr. Mohd Uzir Mahidin stated, "These statistics are based on administrative data sources obtained from relevant agencies, which focus on the citizens employed in the formal sector, notably in the private sector. Looking ahead, DOSM will continue to enhance the dissemination of employee wages statistics by integrating various administrative data to produce more comprehensive statistics for an extensive understanding of Malaysia's labour market."

Time series statistics and more information on the labour market can be obtained from the Malaysia Labour Market Interactive Data (MyLMID) portal. For more information, please visit <https://mbls.dosm.gov.my/mylmid/> or scan the QR code below.



ASEAN-Malaysia 2025 Chairmanship: the Department of Statistics Malaysia (DOSM) will chair the 15th ASEAN Community Statistical System Committee (ACSS15) which aim to strengthen the statistical cooperation towards sustainable regional development.

The Government of Malaysia has declared October 20th as National Statistics Day (MyStats Day), with the theme 'Statistics is the Essence of Life.' Meanwhile, the Fourth World Statistics Day will be celebrated on 20 October 2025, with the theme 'Driving Change with Quality Statistics and Data for Everyone'.

OpenDOSM NextGen is a medium that provides data catalogue and visualisations to facilitate users' analysis and can be accessed through <https://open.dosm.gov.my>.

Released by:
THE OFFICE OF CHIEF STATISTICIAN MALAYSIA
DEPARTMENT OF STATISTICS MALAYSIA
29 APRIL 2025

Exhibit 1: Median Monthly Wages, January 2023 – December 2024

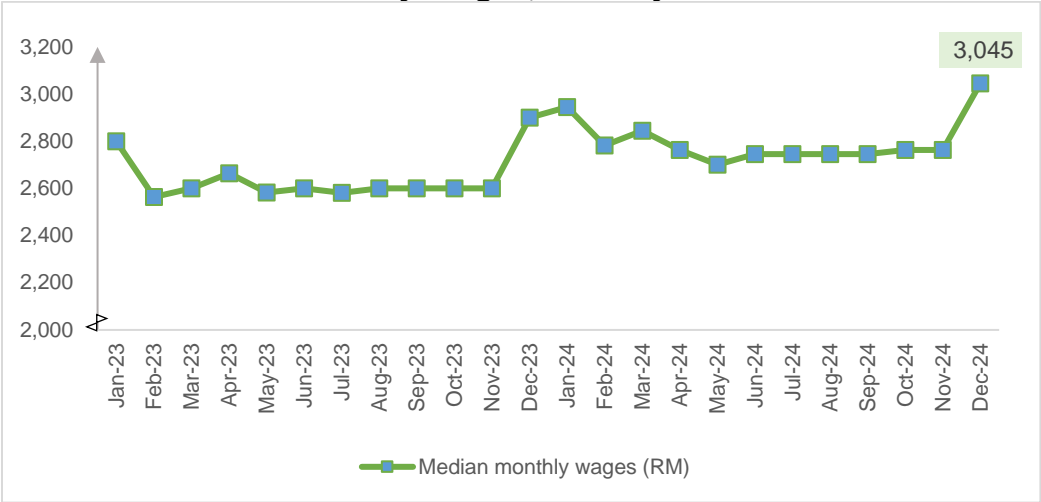


Exhibit 2: Median Monthly Wages by Sex, October - December 2024

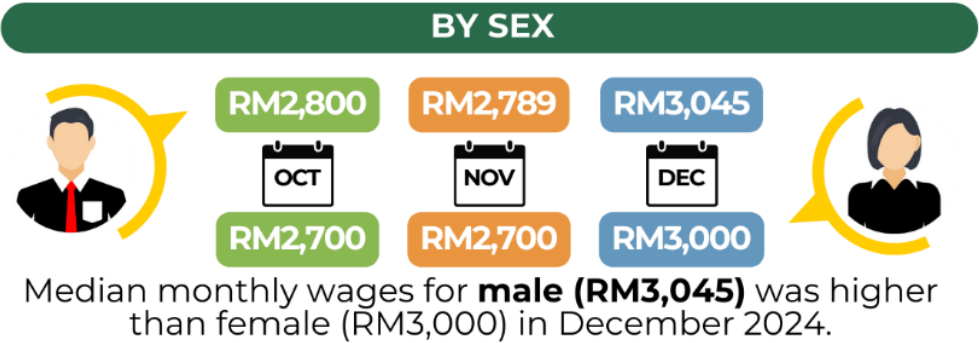
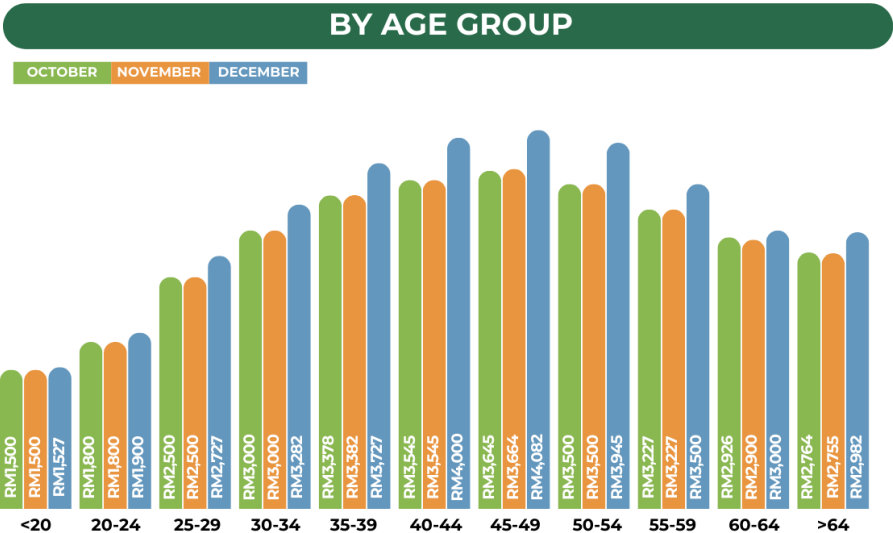
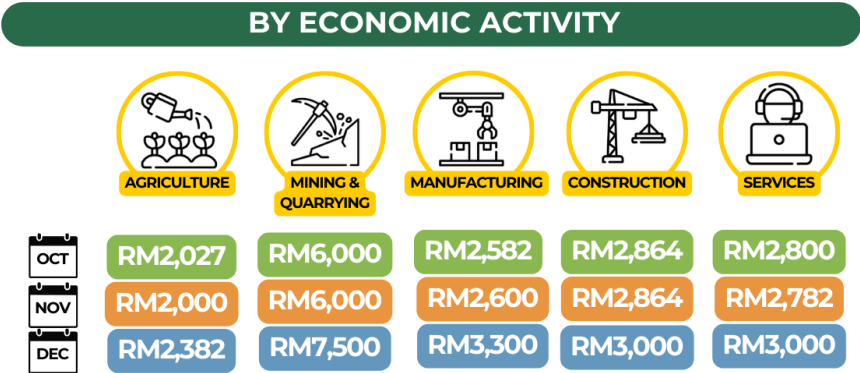


Exhibit 3: Median Monthly Wages by Age Group, October - December 2024



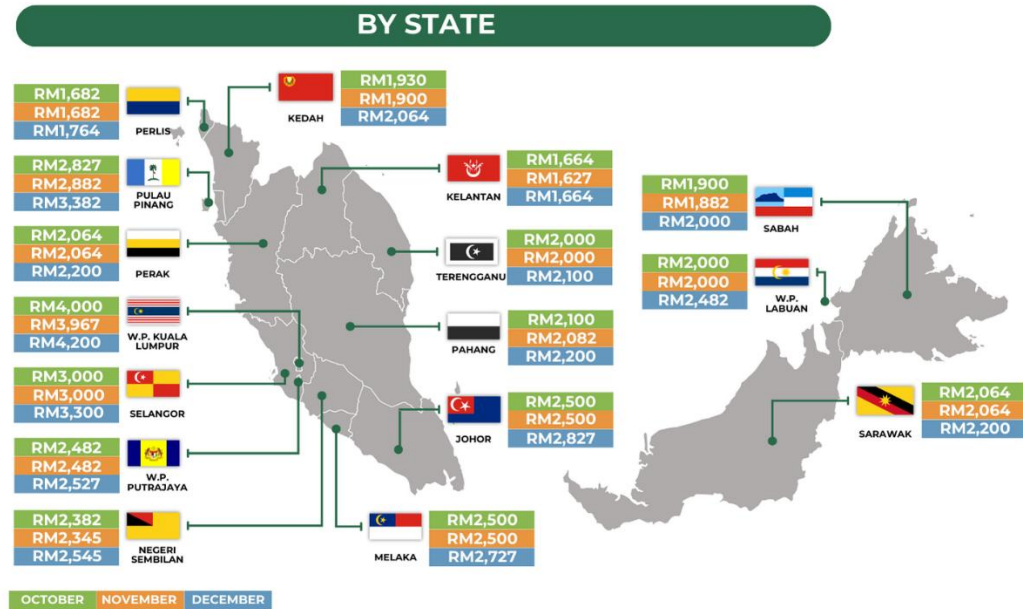
The age group of **45 to 49 years** posted the highest median monthly wages of **RM4,082** in December 2024.

Exhibit 4: Median Monthly Wages by Economic Activity, October - December 2024



The highest median monthly wages in December 2024 was recorded in **Mining & quarrying** sector (**RM7,500**), followed by Manufacturing, Construction, Services, and Agriculture.

Exhibit 5: Median Monthly Wages by State, October - December 2024



The highest median monthly wages in December 2024 was recorded in **W.P. Kuala Lumpur (RM4,200)** followed by Pulau Pinang and Selangor.

Exhibit 6: Distribution of Formal Employees by Wage Scale, December 2024

