



MEDIA STATEMENT

MINISTRY OF ECONOMY
DEPARTMENT OF STATISTICS MALAYSIA

Block C6 & C7, Complex C,
Federal Government Administrative Centre, Precinct 1,
62514 Federal Territory of Putrajaya
Telephone : 03 - 8090 4681

CONSUMER PRICE INDEX, MALAYSIA FEBRUARY 2025

Malaysia's inflation increased at a slower rate of 1.5 per cent in February 2025

PUTRAJAYA, 21 March 2025 - Malaysia's inflation increased at a slower rate of 1.5 per cent in February 2025 with the index points stood at 134.1 as against 132.1 in the same month of the previous year. The Department of Statistics Malaysia (DOSM) reported today on the release of **CONSUMER PRICE INDEX (CPI), FEBRUARY 2025**.

The increase of inflation in February 2025 was driven by a slower increase in the main groups of Housing, Water, Electricity, Gas & Other Fuels (2.3%); Recreation, Sport & Culture (1.5%); Health (1.0%); Transport (0.7%) and Furnishings, Household Equipment & Routine Household Maintenance (0.3%). Nevertheless, Personal Care, Social Protection & Miscellaneous Goods & Services; Education and Insurance & Financial Services recorded a higher increase as compared to prior month at 3.7 per cent (January 2025: 3.3%), 1.9 per cent (January 2025: 1.6%) and 1.5 per cent (January 2025: 0.6%) respectively.

Chief Statistician Malaysia, Dato' Sri Dr. Mohd Uzir Mahidin informed that inflation for Information & Communication decreased to negative 5.3 per cent in February 2025, the same rate as in January 2025. This was due to the decline in inflation for the main subgroup of Information & communication services at negative 5.9 per cent. Clothing & Footwear remained at a negative territory and posted negative 0.2 per cent (January 2025: -0.3%). Meanwhile, Restaurant & Accommodation Services (3.5%);

Food & Beverages (2.5%) and Alcoholic Beverages & Tobacco (0.9%) registered the same increase as the previous month.

The Food & Beverages group which contributes 29.8 per cent of the total CPI weight increased by 2.5 per cent in February 2025 (January 2025: 2.5%). The subgroup of Food at home increased 0.5 per cent as compared to 0.4 per cent in the preceding month. The expenditure class of Ready-made food & other food products not elsewhere classified, 3.2 per cent (January 2025: 2.9%) was the main contributor to the increase. The incline of Fresh coconut milk and Instant coconut milk prices at 27.0 per cent and 8.7 per cent in February 2025 as compared to 21.9 per cent and 3.8 per cent in January 2025 respectively also contributed to the increase in inflation of Food at home. The increase in coconut prices in the Malaysian market since October 2024 is not only due to reduction in local coconut supply factors but also involves supply shortage globally due to the coconut off-season. A total of 650 metric tonnes of mature coconuts have been imported by the Federal Agricultural Marketing Authority (FAMA) for public use ahead of Ramadan and Aidilfitri.

Meanwhile, inflation in the expenditure class of Vegetables recorded a decrease of negative 1.0 per cent in February 2025 (January 2025: -1.1%). Among the vegetables that recorded a decrease on a year-on-year basis in February 2025 were Tomatoes, negative 16.5 per cent (January 2025: -11.3%); Lady's finger, negative 7.4 per cent (January 2025: -1.1%) and Long beans, negative 4.7 per cent (January 2025: -1.5%).

The expenditure class of Meat also declined at negative 0.3 per cent in February 2025 (January 2025: -1.0%). The decline was contributed by Local beef, negative 4.3 per cent (January 2025: -4.0%) and Pork, negative 0.3 per cent (January 2025: -0.7%). However, Chicken as the largest component (32.6%) in the expenditure class of Meat increased at 1.9 per cent in February 2025 (January 2025: -0.3%). Based on data collected by DOSM, the average price of Standard chicken in Malaysia for February 2025 was RM10.52 per kilogramme as compared to RM10.29 per kilogramme in February 2024 (January 2025: RM10.40). Meanwhile, the average price of Standard chicken in Peninsular Malaysia for February 2025 was RM9.76 per kilogramme as compared to RM9.53 per kilogramme in February 2024 (January 2025: RM9.59).

Apart from that, the main subgroup of Food away from home moderated to 4.6 per cent as compared to 5.0 per cent in January 2025. Among the items that recorded a slower increase in February 2025 were Plain rice, 4.5 per cent (January 2025: 4.7%); Rice with side dishes, 3.7 per cent (January 2025: 4.0%); Chicken rice, 3.6 per cent (January 2025: 3.8%); Food made from noodles, 3.0 per cent (January 2025: 3.4%) and Fried chicken, 3.0 per cent (January 2025: 5.7%).

The main group of Housing, Water, Electricity, Gas & Other Fuels increased at a slower rate of 2.3 per cent in February 2025 as against 2.8 per cent in the previous month. This was contributed by the subgroup of Maintenance, repair & security of the dwelling, 3.7 per cent (January 2025: 3.8%) and Water supply & miscellaneous services related to the dwelling, 2.4 per cent (January 2025: 21.0%) due to the base effect. However, the subgroup of Actual rental for housing increased higher at 2.3 per cent (January 2025: 1.7%).

Furthermore, inflation for Transport increased slower at 0.7 per cent in February 2025 as compared to 0.9 per cent in January 2025. This was contributed by a decline of Public transport services subgroup at negative 8.2 per cent (January 2025: -3.2%). Meanwhile, the main subgroup of Operation of personal transport equipment increased 1.6 per cent in February 2025 (January 2025: 1.3%). Among the items that recorded an increase were Diesel, 19.3 per cent (January 2025: 17.1%); Car servicing, 6.1 per cent (January 2025: 6.1%) and Wheel balancing/alignment, 2.7 per cent (January 2025: 1.9%). Besides, the subgroup of Purchase of vehicles also recorded an increase to 0.7 per cent in February 2025 (January 2025: 0.0%).

The average price for Diesel in Peninsular Malaysia was RM3.18 per litre as compared to RM2.15 per litre in February 2024 (January 2025: RM3.06). However, the average price of Diesel for Sabah, Sarawak and Wilayah Persekutuan Labuan remained at RM2.15 per litre. In addition, inflation for Unleaded petrol RON97 decreased at negative 1.2 per cent (January 2025: -4.0%). The average price of Unleaded petrol RON97 in February 2025 was RM3.43 per litre as against RM3.47 per litre in February 2024 (January 2025: RM3.33).

Chief Statistician Malaysia, Dato' Sri Dr. Mohd Uzir Mahidin also added that, with regards to inflation at the state level, most of the states recorded inflation below the national inflation level of 1.5 per cent. However, inflation for four states were above the national inflation level namely Johor (2.1%), Sarawak (1.9%), Selangor (1.9%), and Melaka (1.6%). All states registered an increase in the inflation of Food & Beverages. The highest rate was recorded by Selangor at 3.5 per cent, followed by Negeri Sembilan (3.1%), Johor (2.9%), Terengganu (2.9%), Wilayah Persekutuan Putrajaya (2.9%), Melaka (2.8%) and Sabah (2.6%). Meanwhile, other states showed an increase below the national inflation of Food & Beverages of 2.5 per cent in February 2025.

The overall monthly inflation for February 2025 increased 0.4 per cent as against January 2025. The increase was mainly contributed by Insurance & Financial Services (0.8%). This was followed by Personal Care, Social Protection & Miscellaneous Goods & Services (0.7%); Housing, Water, Electricity, Gas & Other Fuels (0.7%); Restaurant & Accommodation Services (0.6%) and Education (0.5%). Meanwhile, core inflation increased at a higher rate of 1.9 per cent as compared to the preceding month (1.8%). The increase was due to Personal Care, Social Protection & Miscellaneous Goods & Services (3.7%); Transport (2.6%); Housing, Water, Electricity, Gas & Other Fuels (2.3%); Education (1.9%) and Insurance & Financial Services (1.5%).

In comparison to inflation in other selected countries, inflation in Malaysia (1.5%) was lower than inflation in Vietnam (2.9%) and Philippines (2.1%). However, the rate was higher than Thailand (1.1%), Indonesia (-0.1%) and China (-0.7%).

ASEAN-Malaysia 2025 Chairmanship: the Department of Statistics Malaysia (DOSM) will chair the 15th ASEAN Community Statistical System Committee (ACSS15) which aim to strengthen the statistical cooperation towards sustainable regional development.

The Government of Malaysia has declared October 20th as National Statistics Day (MyStats Day), with the theme 'Statistics is the Essence of Life'. Meanwhile, the Fourth

Embargo: Only to be published or disseminated at 1200 hour, Friday, 21 March 2025

World Statistics Day will be celebrated on 20 October 2025, with the theme 'Driving Change with Quality Statistics and Data for Everyone'.

OpenDOSM NextGen is a medium that provides data catalogue and visualisations to facilitate users' analysis and can be accessed through <https://open.dosm.gov.my>.

Released by:

**THE OFFICE OF CHIEF STATISTICIAN MALAYSIA
DEPARTMENT OF STATISTICS MALAYSIA
21 MARCH 2025**

Embargo: Only to be published or disseminated at 1200 hour, Friday, 21 March 2025

Chart 1 Monthly Inflation Malaysia, January 2011 - February 2025

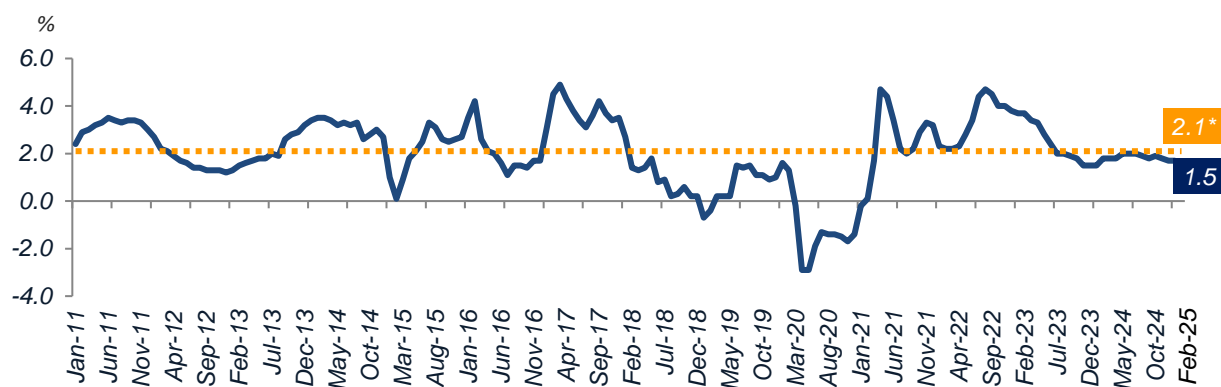


Chart 2 Malaysia Inflation, Core Inflation and Inflation without Fuel, February 2024 - February 2025

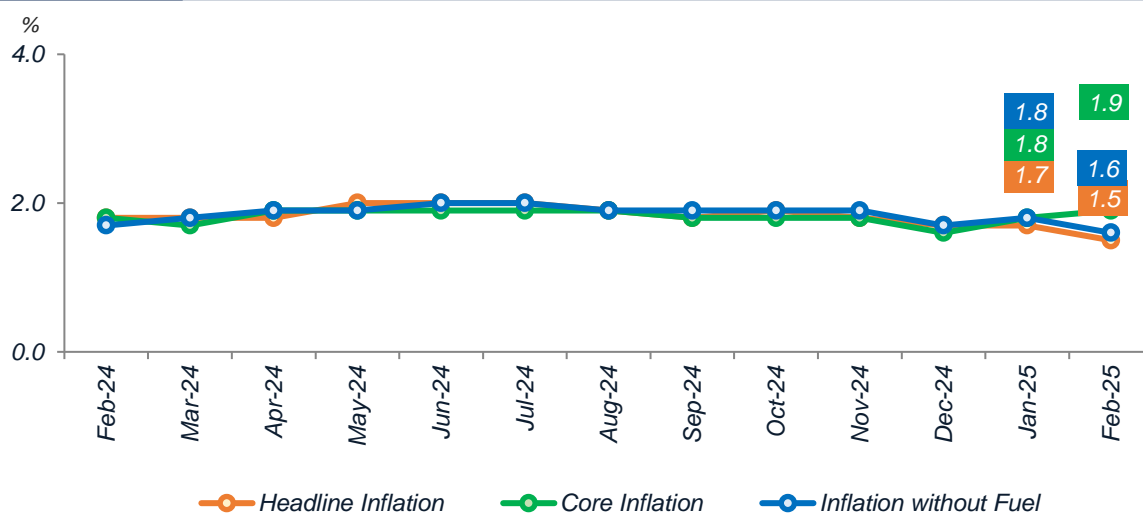


Chart 3 Inflation for Income Group Below RM3,000, February 2024 - February 2025

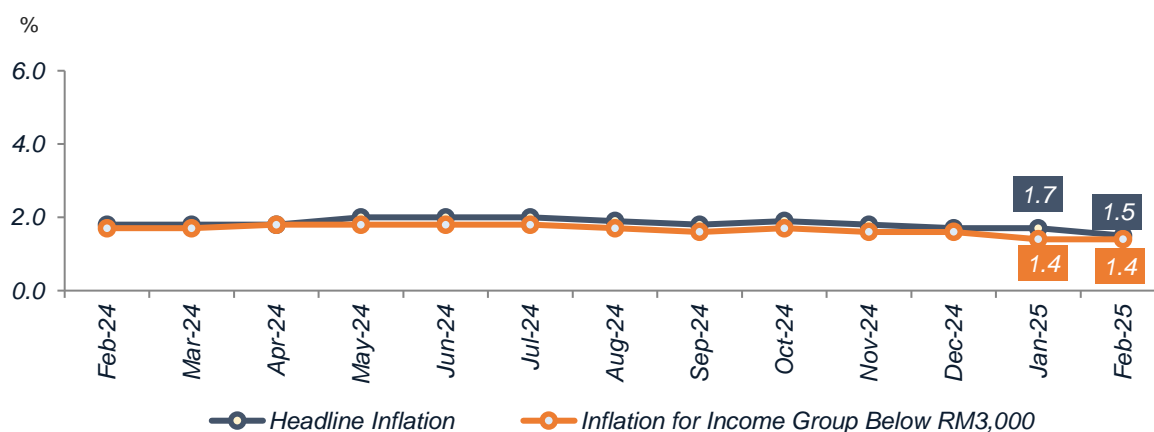


Chart 4

Quarterly Inflation Malaysia, Q1 2011 - Q4 2024

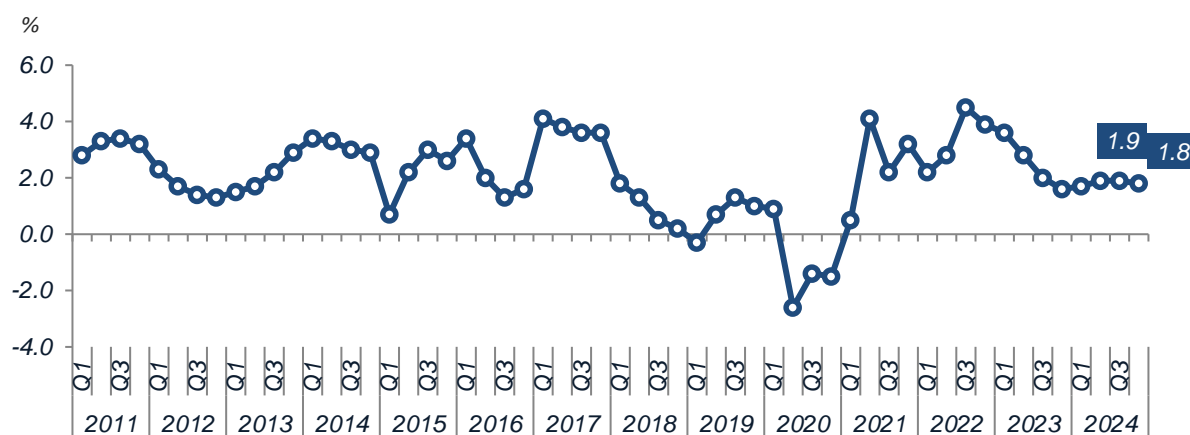


Chart 5

Annual Inflation Malaysia, 2011 - 2024

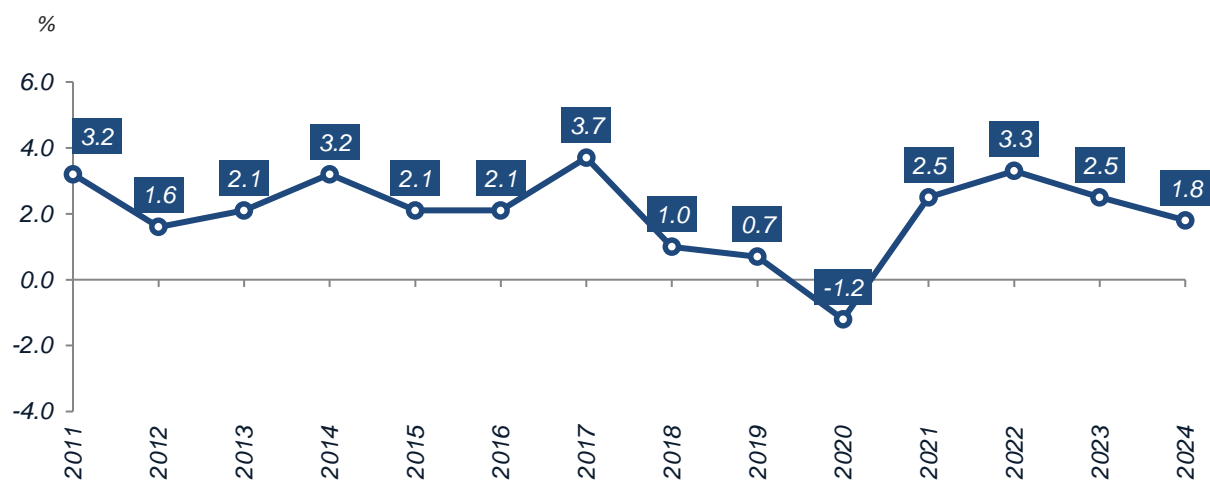


Chart 6

Inflation by Quadrant, January 2025 & February 2025

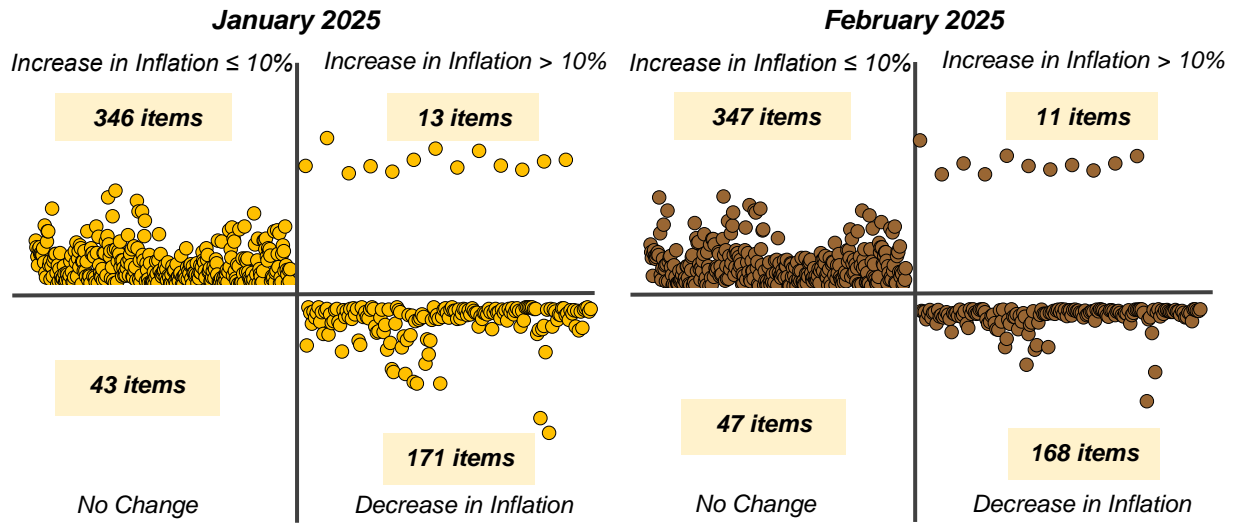


Chart 7

Distribution of Inflation for Food and Non-Food that Increased ≤10%, January 2025 & February 2025

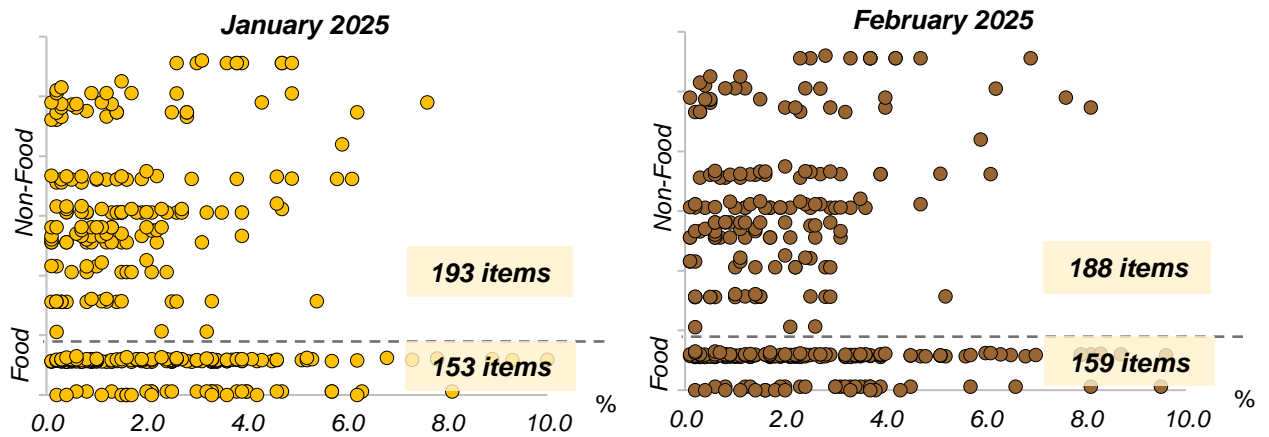


Chart 8

Average Price of Unleaded Petrol RON95, Unleaded Petrol RON97 and Diesel, February 2024 - February 2025

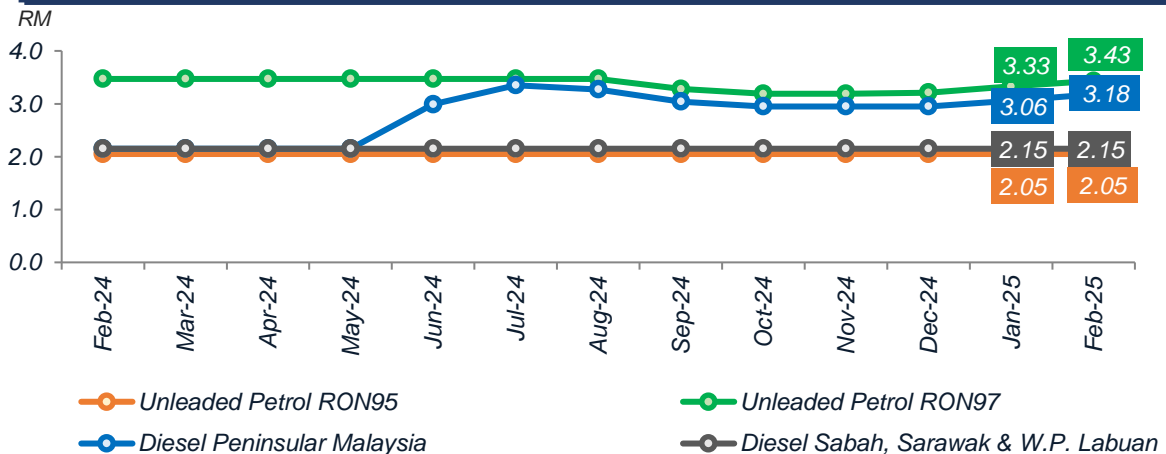


Chart 9

Inflation by Main Group, January 2025 & February 2025

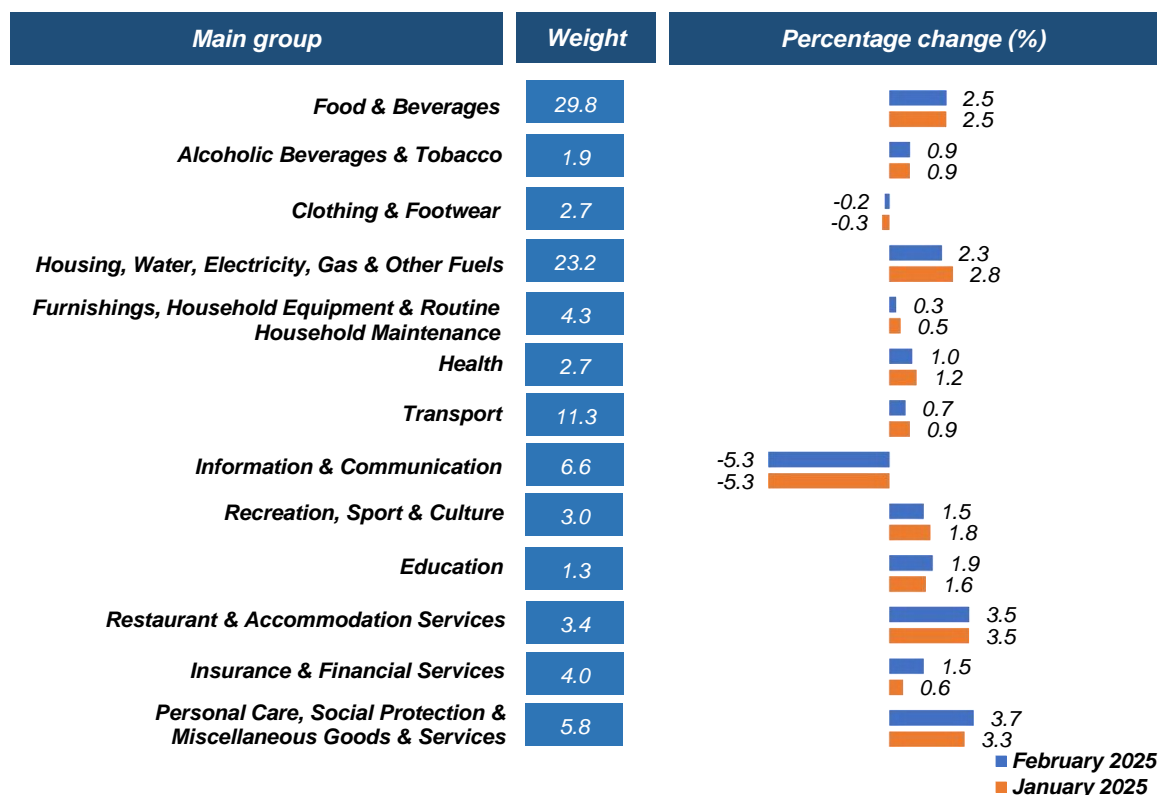


Chart 10

Inflation for Food & Beverages, February 2024 - February 2025

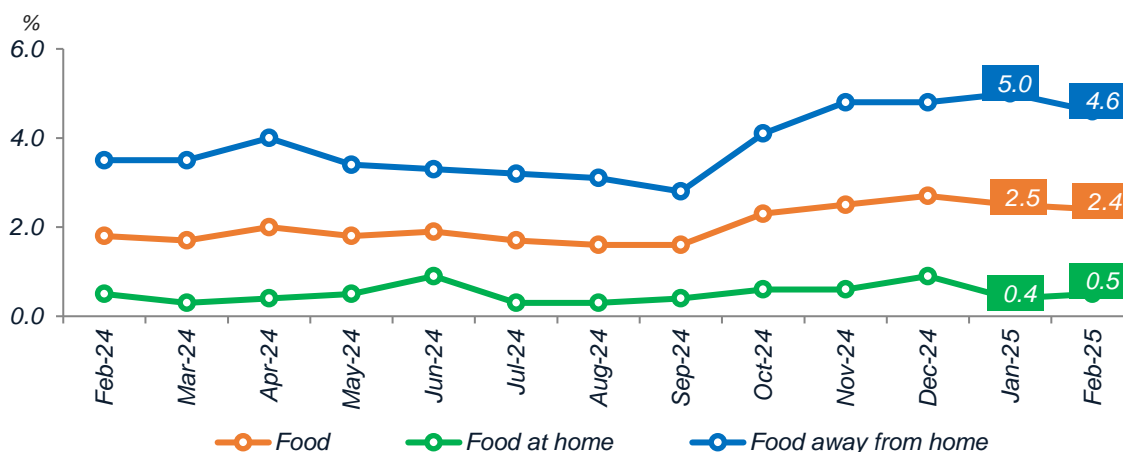
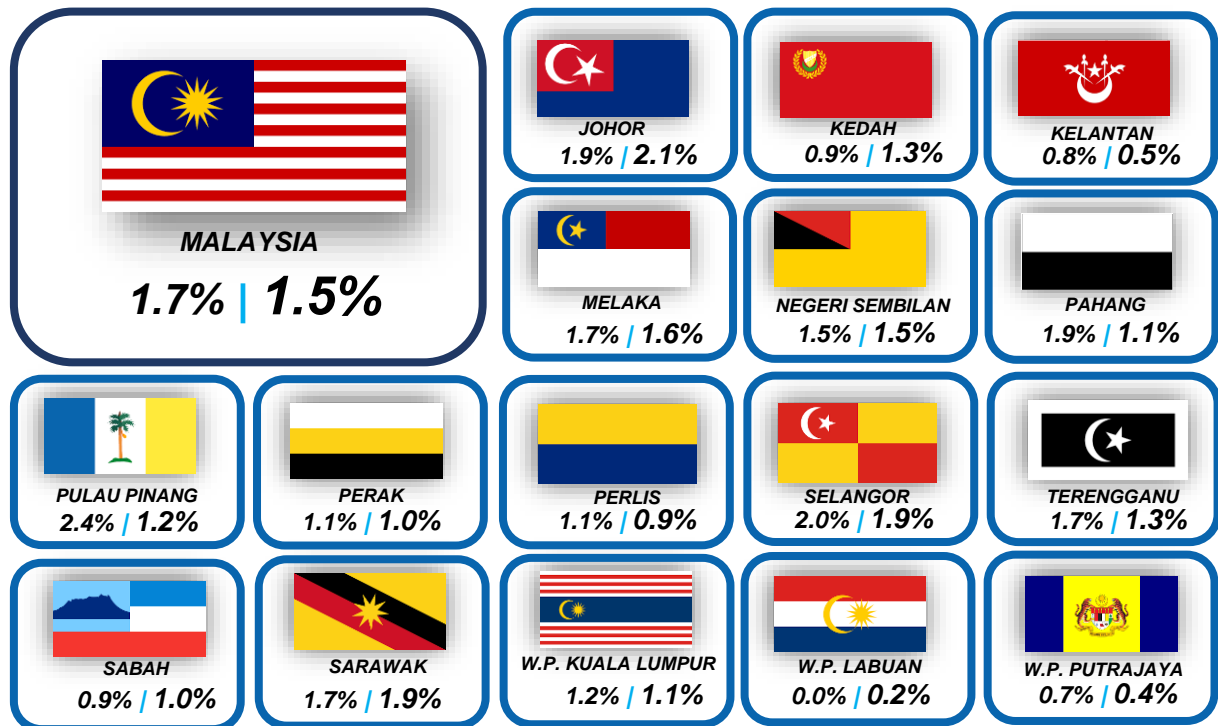


Chart 11

Inflation by State, January 2025 & February 2025



Note: W.P. refers to Wilayah Persekutuan

January 2025 | February 2025

Chart 12

Inflation of Selected Countries, February 2024 - February 2025

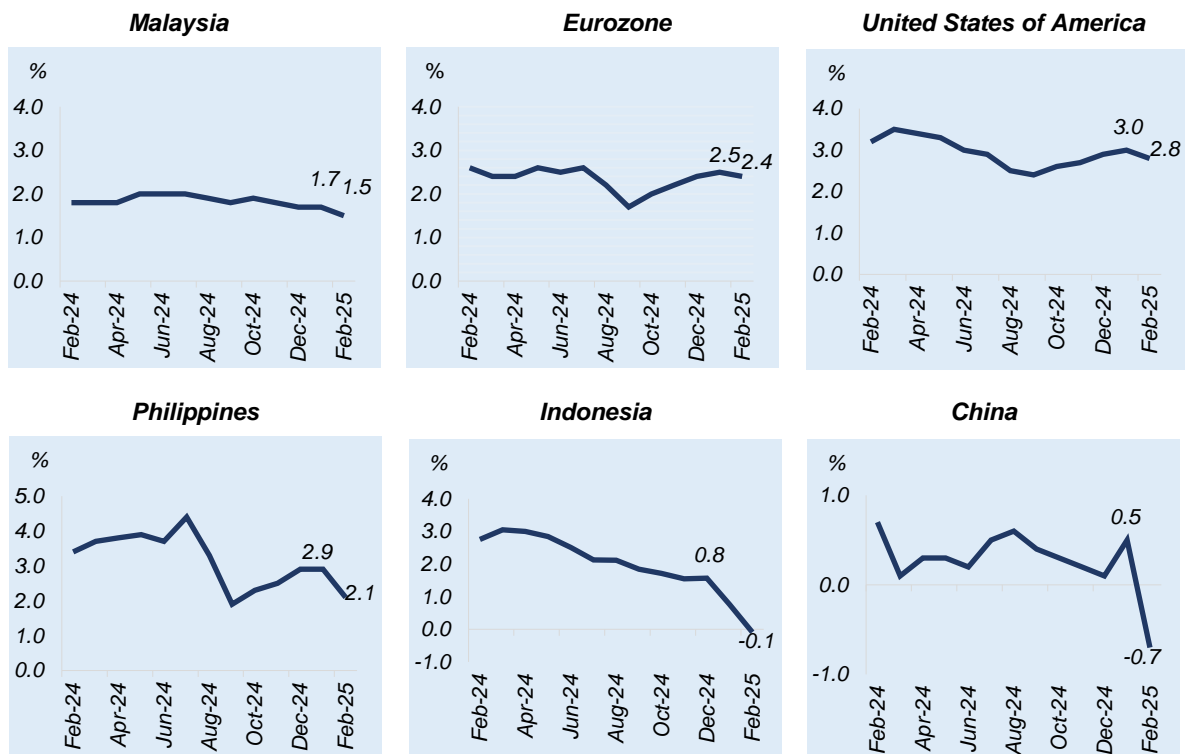
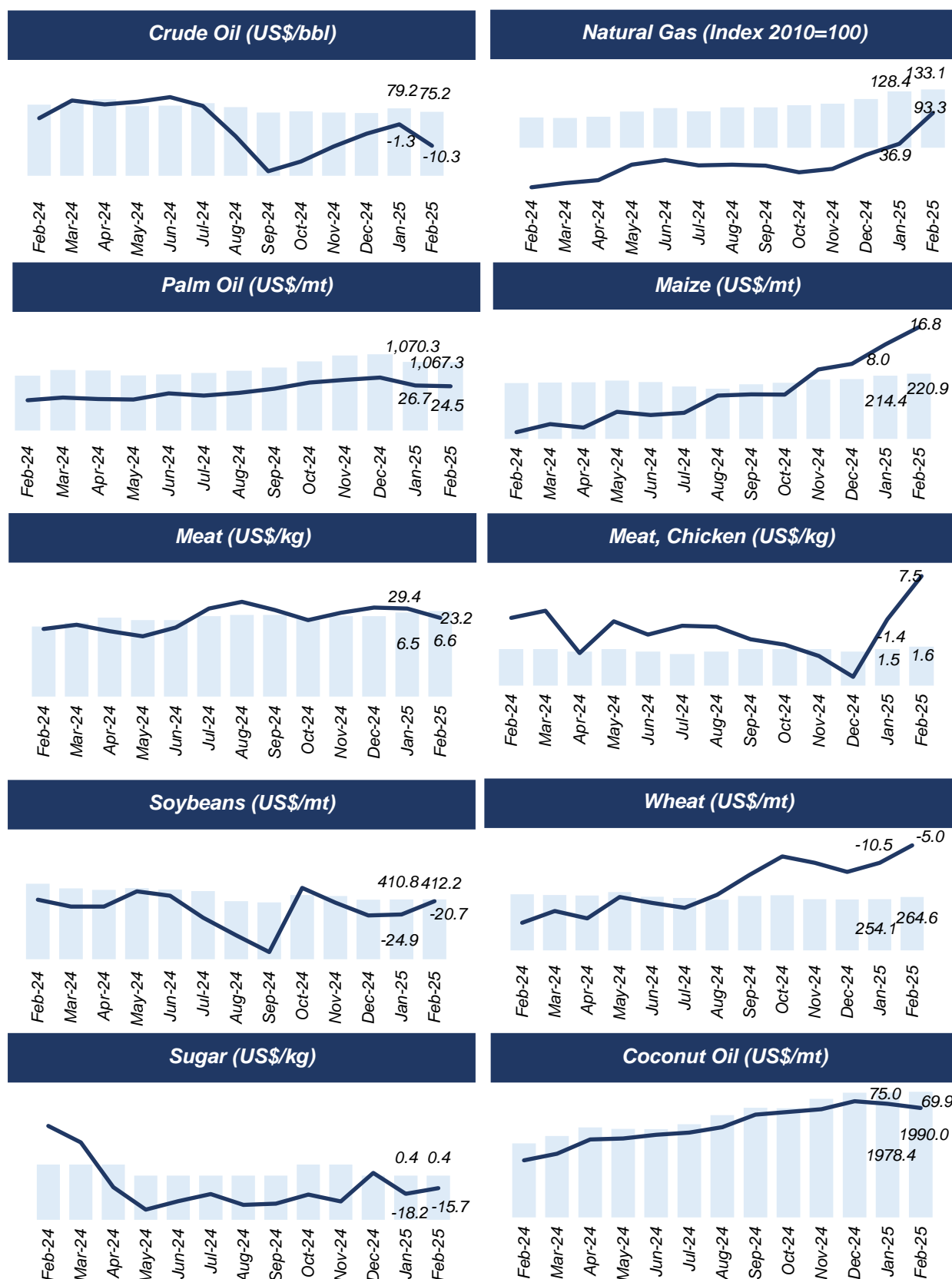


Chart 13

Global Selected Commodity Prices



Global commodity price (US\$)

Percentage change year-on-year

Source: Commodity Monthly Prices, World Bank

Notes:

Bbl : Brazilian Butt Lift (barrel) (1bbl = 159 litres)

Mt : Million Tonne

Mmbtu : Metric Million British Thermal Unit