



MEDIA STATEMENT

MINISTRY OF ECONOMY
DEPARTMENT OF STATISTICS MALAYSIA

Block C6 & C7, Complex C,
Federal Government Administrative Centre, Precinct 1,
62514 Federal Territory of Putrajaya
Telephone : 03 - 8090 4681

OIL & GAS SERVICES AND EQUIPMENT (OGSE) CENSUS 2024

2,894 establishments engaged in the Oil & Gas Services and Equipment activities with a gross output of RM79.2 billion

PUTRAJAYA, MARCH 20, 2025 – The Oil and Gas Services & Equipment (OGSE) report is the inaugural publication from the Department of Statistics Malaysia (DOSM). This report presents key statistics obtained from the OGSE Census 2024 for the reference year 2023 related to the number of establishments, gross output, intermediate input, value added, number of persons engaged, salaries & wages and fixed assets at the national level. Statistics related to core activities of OGSE, Environmental, Social, and Governance (ESG), and Micro, Small and Medium Enterprises (MSMEs), which are key indicators outlined in National OGSE Industry Blueprint (2021-2030), are also reported in this publication.

Commenting on the performance of the Oil & Gas Services and Equipment (OGSE) Census 2024, the Chief Statistician of Malaysia, Dato' Sri Dr. Mohd Uzir Mahidin, said, "A total of 2,894 **establishments** engaged in OGSE activities across various sectors. In term of numbers, the **Services** sector led with 1,643 establishments (56.8%), followed by the Construction sector (802 establishments; 27.7%), the Manufacturing sector (251 establishments; 8.7%), and the Mining and quarrying sector (198 establishments; 6.8%)."

In today's statement, the Chief Statistician of Malaysia said, "The value of **gross output** amounted to RM79.2 billion and 35.5 per cent was contributed by the Mining and quarrying sector with a value of RM28.1 billion, followed by the Services sector by RM25.8 billion (32.5%). In the meantime, the Construction and Manufacturing sectors contributed RM15.4 billion (19.4%) and RM9.9 billion (12.5%), respectively. A total of RM59.3 billion of OGSE Output was generated and contributing 74.9 per cent to the overall Gross output in 2023."

Commenting on the report, the Chief Statistician said, "**intermediate input** posted a value of RM39.8 billion in 2023, with the Services sector recorded the highest value at RM14.2 billion (35.6%). This was followed by the Construction sector (RM10.6 billion; 26.6%), the Mining and quarrying sector (RM8.4 billion; 21.1%) and the Manufacturing sector (RM6.7 billion; 16.7%)."

The **value added** for establishments engaged in OGSE activities amounted to RM39.4 billion in 2023. The Mining and quarrying sector contributed RM19.7 billion or 50.0 per cent of the total. This was followed by the Services sector at RM11.6 billion (29.4%), the Construction and Manufacturing sectors, recorded RM4.8 billion (12.3%) and RM3.3 billion (8.3%), respectively.

Commenting on the **persons engaged** within OGSE activities, the Chief Statistician said, "A total of 123,288 persons were engaged in OGSE activities, with the Construction sector contributing 50,696 persons (41.1%), followed by the Services sector (48,731 persons; 39.5%). The Manufacturing and Mining and quarrying sectors recorded of 12,365 persons (10.0%) and 11,496 persons (9.3%) respectively. In relation to skill categories, Semi-skilled workers recorded the highest number of persons engaged at 67,552 persons (56.1%). This was followed by Skilled workers (41,048 persons; 34.1%) and Low-skilled workers (11,917 persons; 9.9%)."

Total **salaries and wages paid** amounted to RM6.8 billion in 2023 with an average monthly salary and wages of RM4,609. The Services sector posted the highest salaries and wages value at RM2.8 billion (41.6%). This was followed by the Construction sector (RM2.1 billion; 30.8%), the Mining and quarrying sector (RM1.2 billion; 17.2%), and the Manufacturing sector (RM0.7 billion; 10.4%). In addition, Skilled workers received the highest average monthly salaries and wages at RM8,107, followed by Semi-skilled workers and Low-skilled workers earned at RM2,993 and RM2,230 respectively.

The Chief Statistician added, a total of 2,652 establishments (91.6%) of **Micro, Small, and Medium Enterprises (MSMEs)** in 2023, generated RM21.2 billion of gross output or equivalent to 26.7 per cent of the total gross output. Additionally, based on the 56 identified **core activities of OGSE** during the census, Engineering consultancy recorded the highest participation, contributing 8.6 per cent. This was followed by Manpower services (7.8%) and Chemical supply & services (5.1%).






Concluding his statement, Dato' Sri Dr. Mohd Uzir Mahidin said, "In terms of understanding and awareness related to **Environmental, Social and Governance (ESG)**, the components of Nature & biodiversity under Environmental element, Employment (Social element) and Data privacy & security (Governance element) were the ESG elements with the highest levels comprehension and awareness."

ASEAN-Malaysia 2025 Chairmanship: the Department of Statistics Malaysia (DOSM) will chair the 15th ASEAN Community Statistical System Committee (ACSS15) which aim to strengthen the statistical cooperation towards sustainable regional development.

The Government of Malaysia has declared October 20th as National Statistics Day (MyStats Day), with the theme 'Statistics is the Essence of Life.' Meanwhile, the Fourth World Statistics Day will be celebrated on 20 October 2025, with the theme 'Driving Change with Quality Statistics and Data for Everyone'.

OpenDOSM NextGen is a medium that provides data catalogue and visualisations to facilitate users' analysis and can be accessed through <https://open.dosm.gov.my>

Exhibit 1: Key Statistics of Oil & Gas Services and Equipment Activities, 2023

	Number of Establishments		Gross Output (RM billion)		Intermediate Input (RM billion)		Value Added (RM billion)		Persons Engaged		Salaries & Wages (RM billion)		Fixed Assets (RM billion)
 Total	2,894	100%	79.2	100%	39.8	100%	39.4	100%	123,288	100%	6.8	100%	111.0
 Mining and Quarrying	198	6.8%	28.1	35.5%	8.4	21.1%	19.7	50.0%	11,496	9.3%	1.2	17.2%	79.5
 Manufacturing	251	8.7%	9.9	12.5%	6.7	16.7%	3.3	8.3%	12,365	10.0%	0.7	10.4%	2.2
 Construction	802	27.7%	15.4	19.4%	10.6	26.6%	4.8	12.3%	50,696	41.1%	2.1	30.8%	2.8
 Services	1,643	56.8%	25.8	32.5%	14.2	35.6%	11.6	29.4%	48,731	39.5%	2.8	41.6%	26.5

 Share

Exhibit 2: Persons Engaged and Salaries & Wages by Category of Skills, 2023

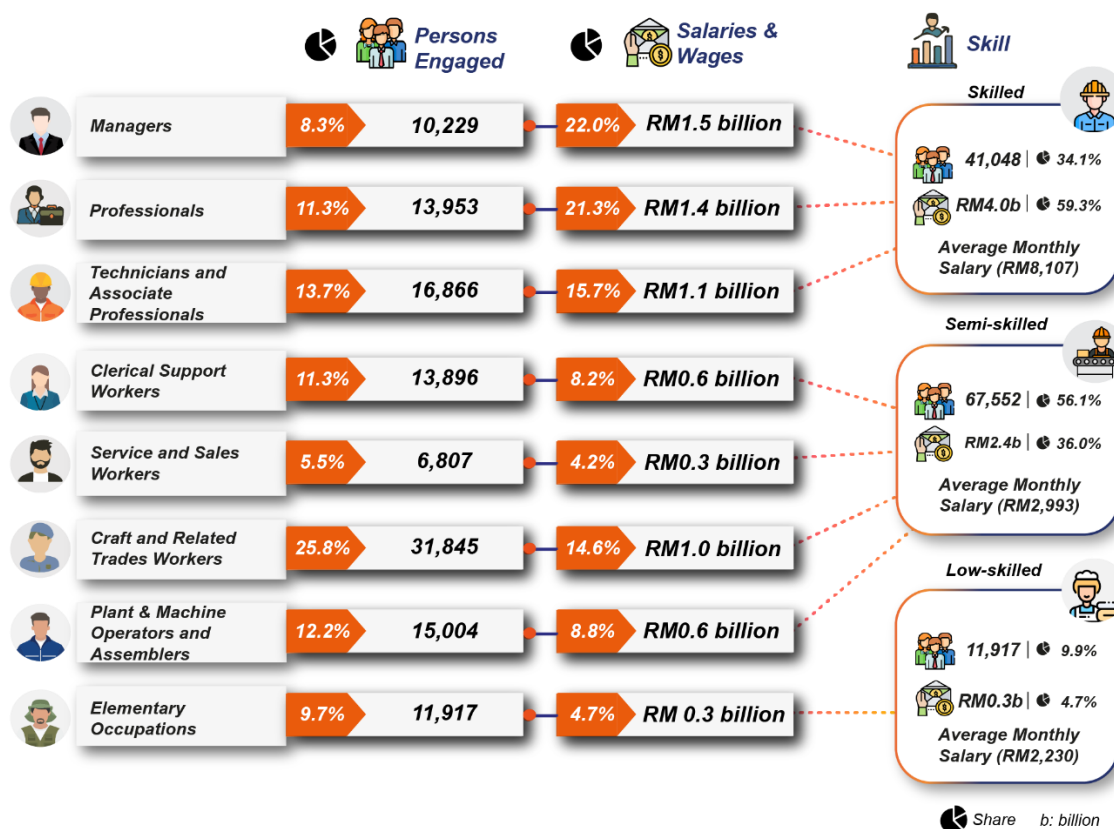


Exhibit 3: Number of Establishments and Gross Output for Micro, Small and Medium Enterprises (MSMEs), 2023

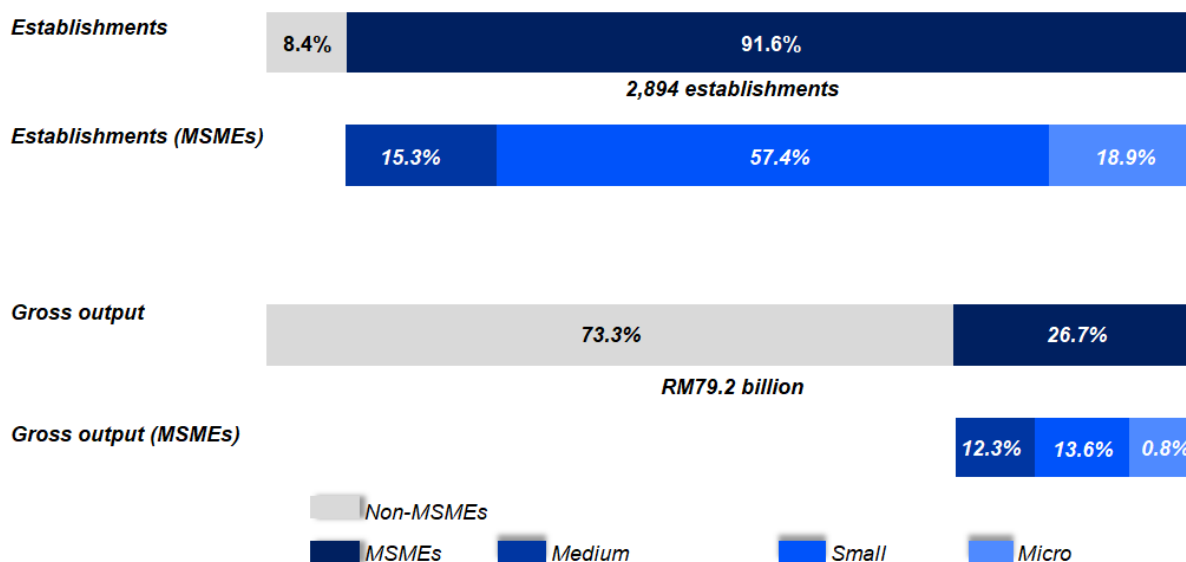
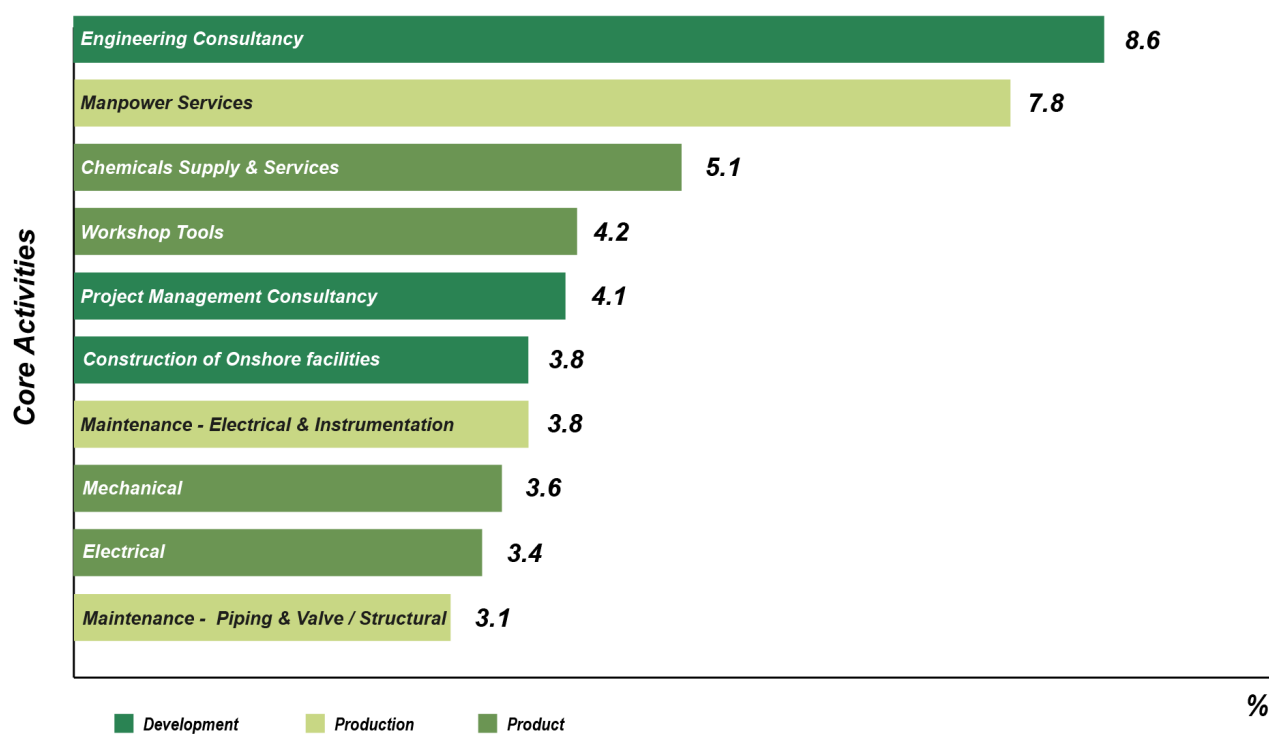


Exhibit 4: 10 Highest Core Activities of OGSE, 2023



Released by:

THE OFFICE OF CHIEF STATISTICIAN MALAYSIA

DEPARTMENT OF STATISTICS MALAYSIA

20th MARCH 2025