



## **MEDIA STATEMENT**

MINISTRY OF ECONOMY  
DEPARTMENT OF STATISTICS MALAYSIA

Block C6 & C7, Complex C,  
Federal Government Administrative Centre, Precinct 1,  
62514, Federal Territory Putrajaya  
Telephone no. : 03 - 8090 4681

### **INDEX OF INDUSTRIAL PRODUCTION MALAYSIA JANUARY 2025**

***Malaysia's Industrial Production Index increased to 2.1 percent, led by growth in Manufacturing sector output***

***PUTRAJAYA, March 12, 2025 – Malaysia's Industrial Production Index increased to 2.1 percent, led by growth in Manufacturing sector output. The Department of Statistics Malaysia today released its Industrial Production Index (IPI), Malaysia, January 2025 publication. This publication presents the IPI statistics comprising three sectors, namely Mining, Manufacturing, and Electricity.***

*According to the Chief Statistician of Malaysia, Dato' Sri Dr. Mohd Uzir Mahidin, “ The increase in IPP was mainly contributed by output growth in the Manufacturing sector which increased at a slower rate of 3.7 per cent (December 2024: 5.8%). Conversely, the Mining and Electricity sector production recorded decrease of 3.1 per cent (December 2024: 0.9%) and 0.1 per cent (December 2024: 3.5%), respectively. In terms of month-on-month comparison, IPP still contracted at the same rate as the previous month, which was negative 0.4 percent.”*

*“The increase in Manufacturing sector production in January 2025 was supported by output from export-oriented industries, which grew at a slower pace of 5.6 per cent compared to the 6.8 per cent recorded in December 2024. This growth was mainly supported by growth in the Manufacture of computers, electronic and optical products, which recorded an increase of 7.9 per cent; followed by the Manufacture of vegetable and animal oils and fats (8.9%). Additionally, the Manufacture of coke and refined petroleum products also contributed at a rate of 3.4 per cent. Month-on-month comparison showed the export-oriented industries remained in negative*

*territory with a slight decrease at a rate of 0.9 per cent compared to a 2.4 per cent decrease in December 2024.”*

*“Domestic-oriented industries increased at a rate of 0.2 per cent in January 2025, compared to 3.7 per cent recorded in the previous month. This increase was contributed by the Manufacture of processed food products industry (7.0%); and the Manufacture of fabricated metal products, except machinery and equipment (4.8%). Month-on-month comparison showed that domestic-oriented industries increased by 1.3 per cent after recording a slight growth of 0.4 per cent in December 2024.”*

*Commenting on the performance of the Mining sector, Dato' Sri Dr. Mohd Uzir Mahidin said, “The 3.1 per cent contraction in the Mining sector in January 2025 was driven by a double-digit decrease of 10.0 per cent in Crude Petroleum & Condensate output (December 2024: -6.5%), while Natural Gas production maintained stable growth of 1.4 per cent (December 2024: 5.9%). Compared to December 2024, the Mining index contracted to negative 0.5 per cent from the 4.0 per cent recorded in the previous month.”*

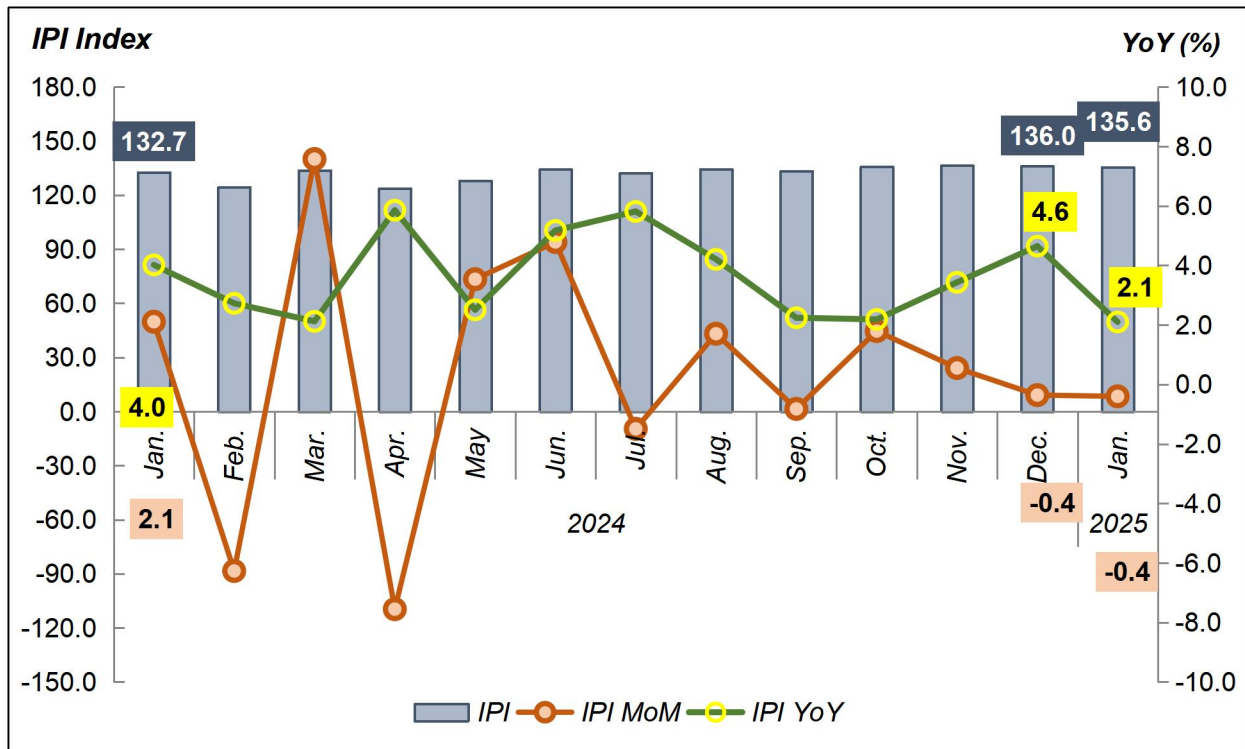
*“Meanwhile, the Electricity index declined at a rate of 0.1 per cent in January 2025, compared to a 3.5 per cent increase in the previous month. Month-on-month comparison showed that the Electricity index decreased by 1.9 per cent after recording a 1.0 per cent growth in December 2024.”*

*“Globally, the IPI for several other countries showed an increasing trend in January 2025, including Japan (2.6%), Thailand (-0.9%), Singapore (9.1%), and the United States of America (2.0%). Additionally, Vietnam and Taiwan showed moderate increases of 7.2 percent and 5.3 per cent, while South Korea experienced a contraction in January 2025 of 4.1 per cent.”*

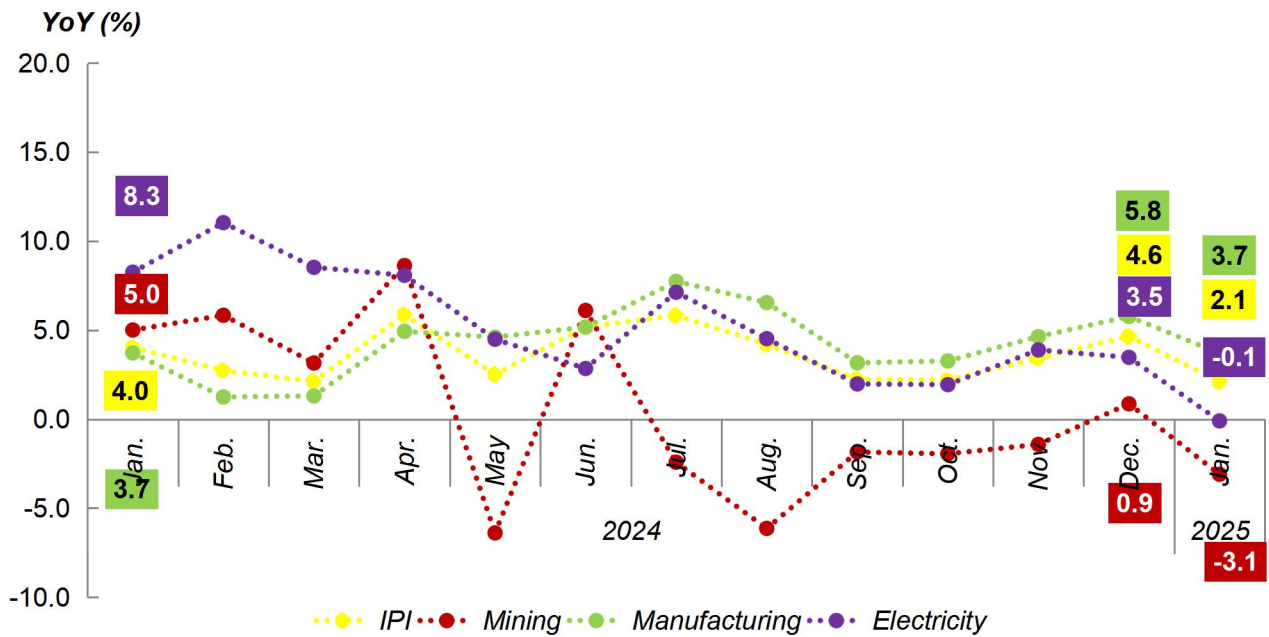
*The Department of Statistics Malaysia (DOSM) has launched OpenDOSM NextGen as a medium that provides a catalog of data and visualisations to facilitate users' analysis of various data and can be accessed through <https://open.dosm.gov.my>.*

*The Government of Malaysia has declared National Statistics Day (MyStats Day) on October 20th each year. MyStats Day theme is “Statistics is the Essence of Life”.*

**Chart 1: Industrial Production Index, Malaysia,  
January 2024 – January 2025**

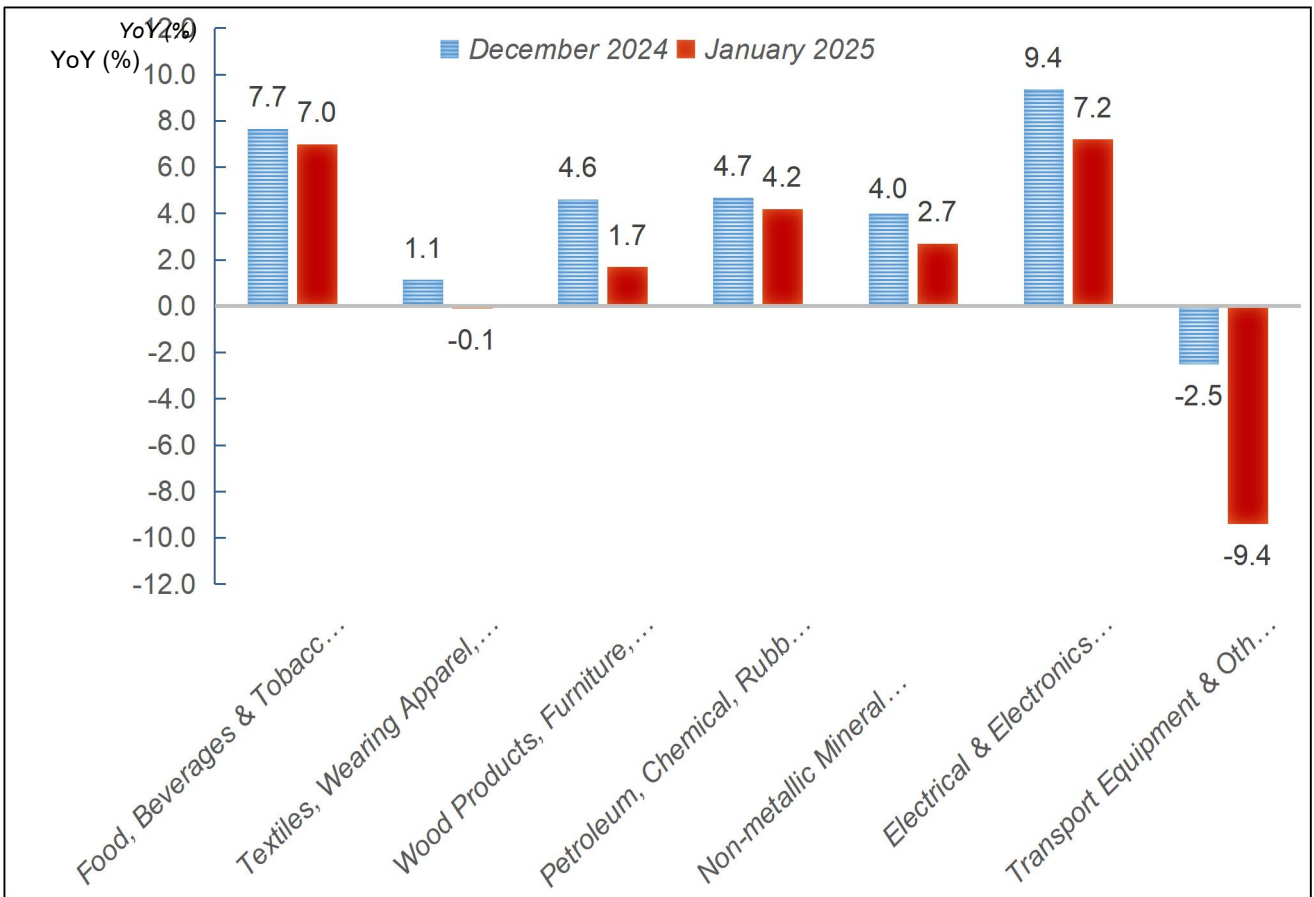


**Chart 2: Industrial Production Index and Its Components, Malaysia**



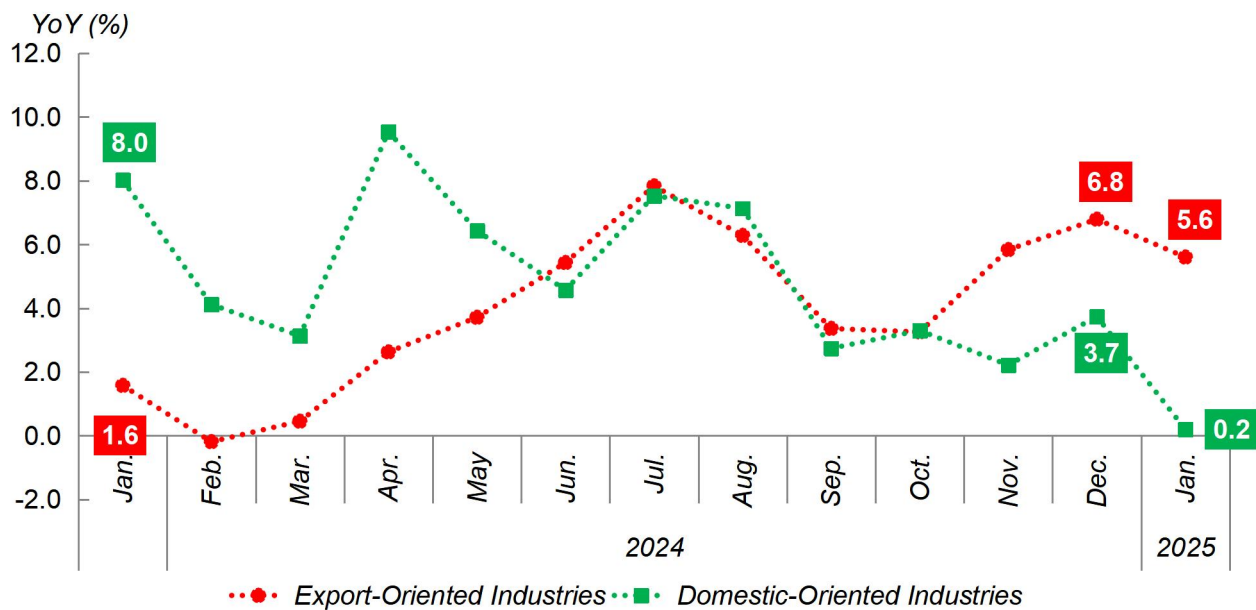
**January 2024 – January 2025**

**Chart 3: Manufacturing Index Growth by Subsector, Malaysia,**



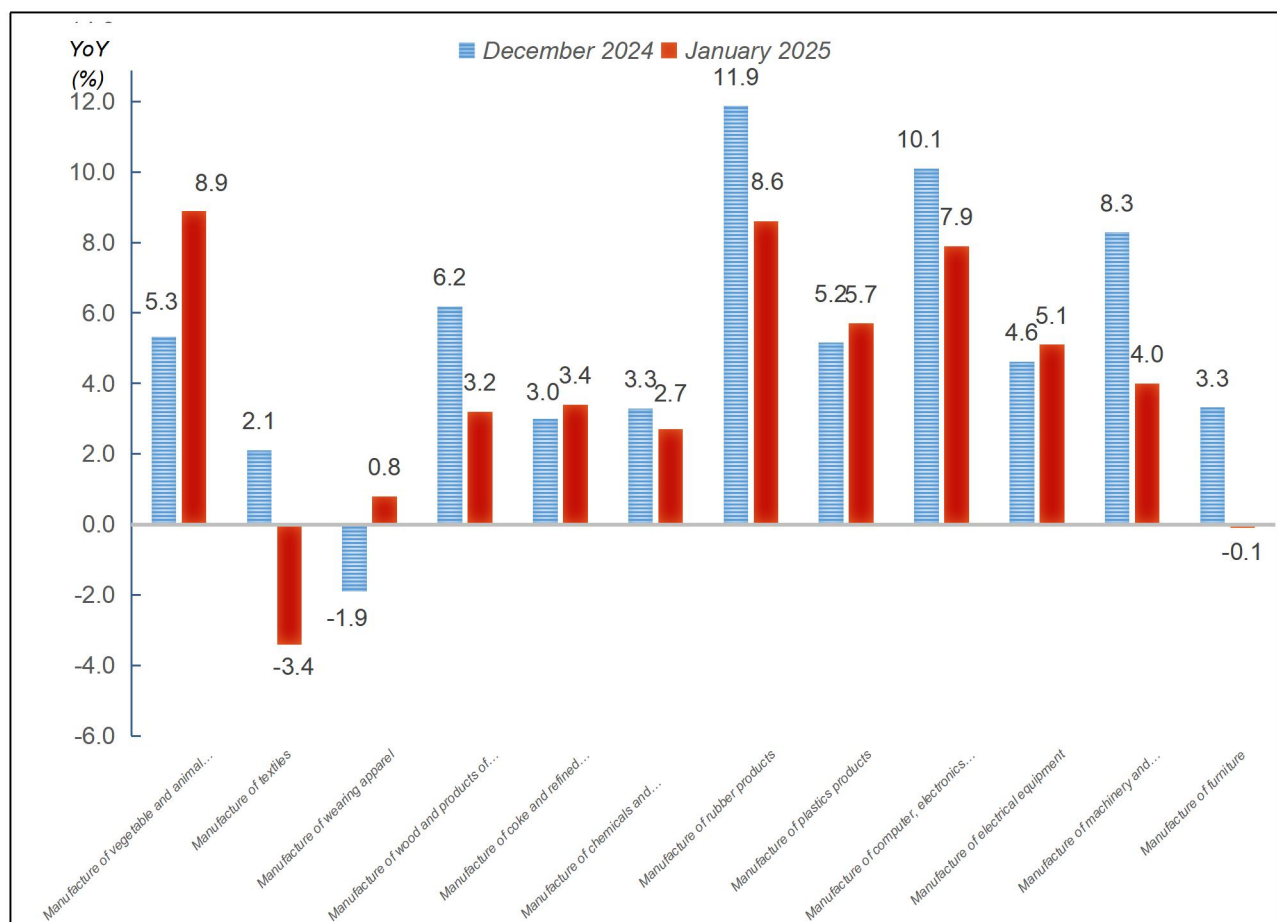
**December 2024 and January 2025**

**Chart 4: Manufacturing Index by Export and Domestic Oriented Industries,**



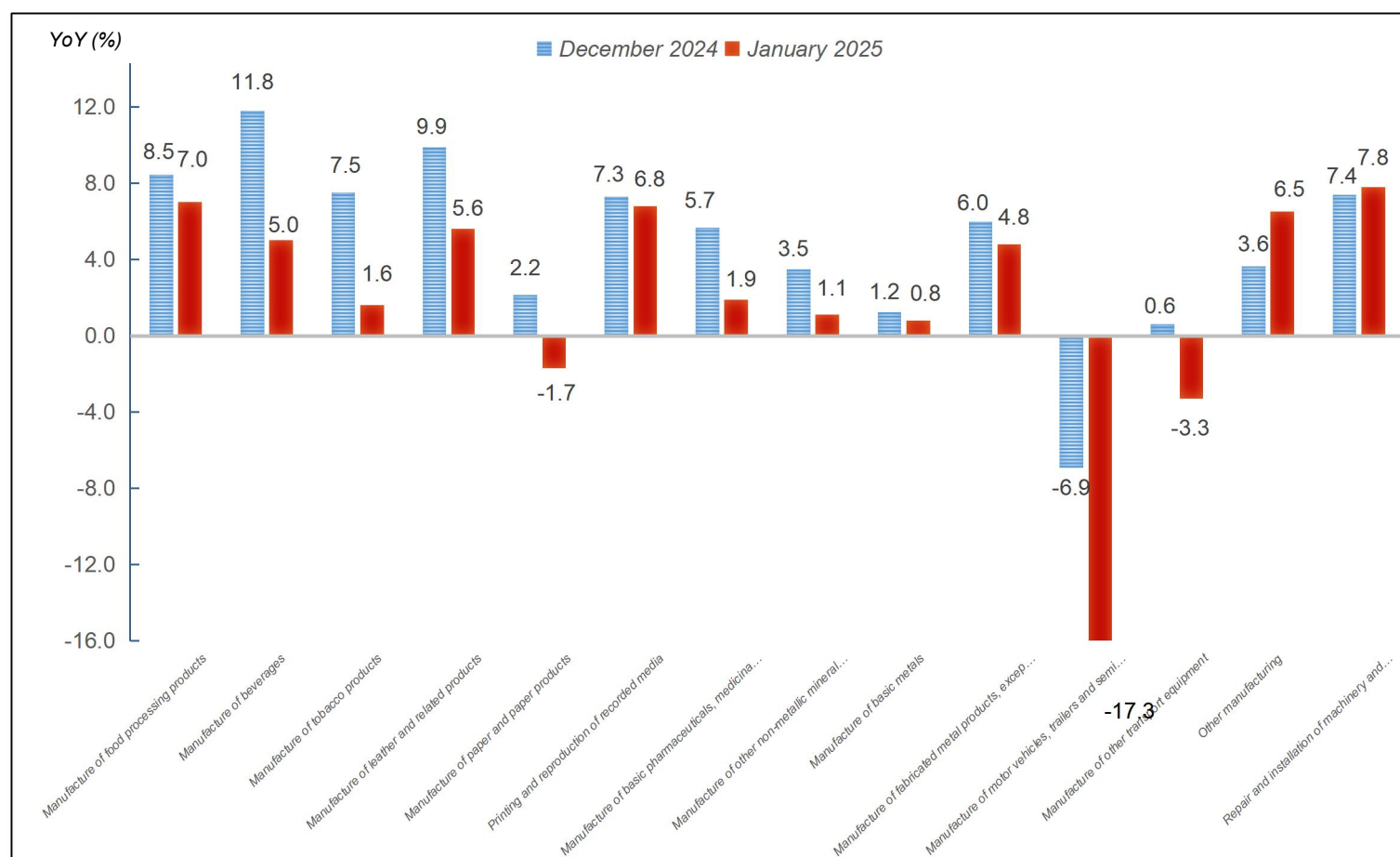
**Malaysia, January 2024 – January 2025**

**Chart 5: Manufacturing Export-Oriented by Group, Malaysia,**



## December 2024 and January 2025

**Chart 6: Manufacturing Domestic-Oriented by Group, Malaysia,  
December 2024 and January 2025**



Released by:

**THE OFFICE OF CHIEF STATISTICIAN MALAYSIA  
DEPARTMENT OF STATISTICS MALAYSIA  
15 MARCH 2025**