



MEDIA STATEMENT

**MINISTRY OF ECONOMY
DEPARTMENT OF STATISTICS MALAYSIA**

Block C6 & C7, Complex C,
Federal Government Administrative Centre, Precinct 1,
62514 Federal Territory of Putrajaya
Telephone : 03 - 8090 4681

MONTHLY MANUFACTURING STATISTICS, MALAYSIA JANUARY 2025

***The Manufacturing sector sales achieved RM158.1 billion in
January 2025; grew 3.5 per cent***

PUTRAJAYA, 12 March 2025 – The sales value of the Manufacturing sector in January 2025 increased 3.5 per cent (December 2024: 5.7%), amounted to RM158.1 billion. The Department of Statistics, Malaysia (DOSM) reported today in the release of **Monthly Manufacturing Statistics, Malaysia, January 2025**.

Commenting on the latest Manufacturing sales performance, Dato' Sri Dr. Mohd Uzir Mahidin, Chief Statistician Malaysia said, "The increase of sales value in the Manufacturing sector was primarily supported by the Food, beverages & tobacco sub-sector which recorded a robust growth of 10.6 per cent in January 2025 (December 2024: 14.6%). This was followed by the Electrical & electronics products and Non-metallic mineral products, basic metal & fabricated metal products sub-sectors at 7.3 per cent (December 2024: 8.7%) and 2.1 per cent (December 2024: 3.2%), respectively. Comparison with the preceding month, the sales value decreased marginally by 0.2 per cent to RM158.1 billion as against RM158.4 billion recorded in December 2024."

The sales value of export-oriented industries which representing 70.2 per cent of total sales, expanded by 5.1 per cent in January 2025 (December 2024: 7.1%). The expansion was predominantly attributable to the increase in the Manufacture of vegetable & animal oils & fats by 11.1 per cent (December 2024: 17.0%). Furthermore, Manufacture of computer, electronics & optical products also rose by 7.7 per cent (December 2024: 9.4%), while Manufacture of rubber products grew by 8.9 per cent (December 2024: 10.7%).

Similarly, the domestic-oriented industries marginally grew by 0.1 per cent in January 2025 after registered 2.5 per cent increase in December 2024. The performance was due to the year-on-year decline in the Manufacture of motor vehicles, trailers & semi-trailers (-17.6%). However, this was offset with the Manufacture of food processing products which remained the double-digit growth at 10.4 per cent (December 2024: 11.2%); Manufacture of fabricated metal products industry except machinery & equipment (3.1%); and the Manufacture of beverages (9.1%). On a month-on-month basis, both export and domestic-oriented industries dropped by 0.2 per cent.

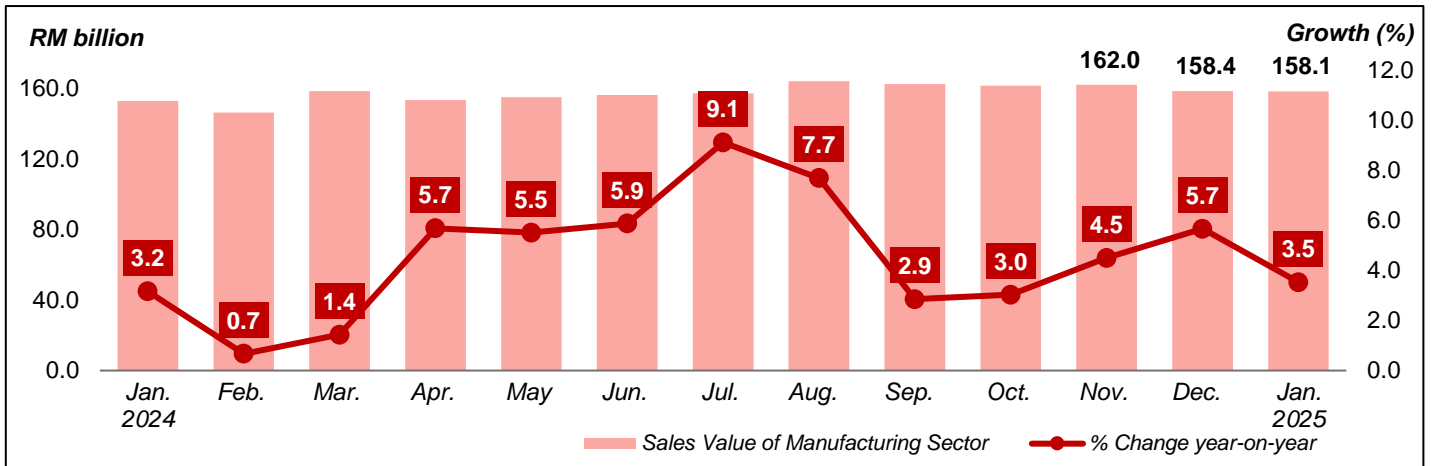
Commenting on the number of employees, the Chief Statistician Malaysia stated, “There are 2.39 million persons engaged in this sector during January 2025, augmented by 0.9 per cent (December 2024: 1.0%). The augmentation was mainly driven by the Food, beverages & tobacco (2.0%); Non-metallic mineral products, basic metal & fabricated metal products (1.6%); and Electrical & electronics products (0.6%) sub-sectors. On a month-on-month basis, the number of employees in this sector decreased 0.2 per cent.

On the same note, the salaries & wages paid in the Manufacturing sector also posted an increase of 1.5 per cent (December 2024: 1.7%), amounted to RM8.5 billion in January 2025. Comparison by month-on-month, the salaries & wages paid dropped by 4.6 per cent. Subsequently, the sales value per employee went up to RM66,011 (2.6%), while the average salaries & wages per employee was RM3,540, rose by 0.6 per cent year-on-year.”

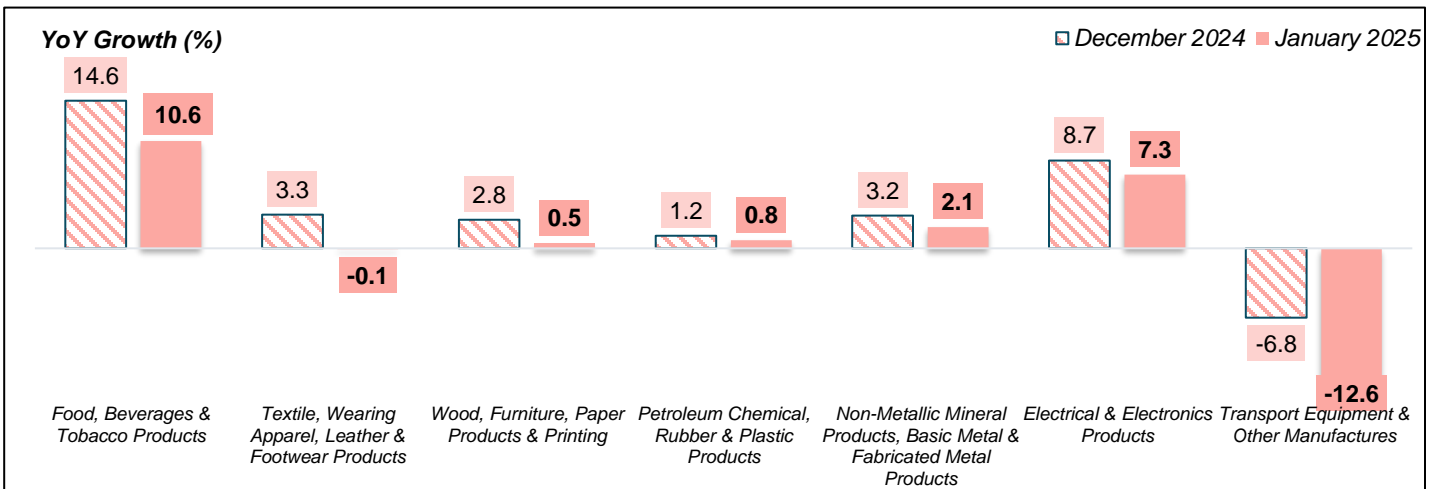
The Department of Statistics Malaysia (DOSM) has launched OpenDOSM NextGen as a medium that provides data catalogue and visualisations to facilitate users' analysis and can be accessed through <https://open.dosm.gov.my>.

The Government of Malaysia has declared National Statistics Day (MyStats Day) on October 20th. MyStats Day theme is “Statistics is the Essence of Life”.

**Chart 1: Sales Value of the Manufacturing Sector, Malaysia
January 2024 – January 2025**



**Chart 2: Growth of Sales of Manufacturing by Sub-sector, Malaysia,
December 2024 and January 2025**



**Chart 3: Sales Value of the Export and Domestic-oriented Industries for
Manufacturing Sector, Malaysia, January 2024 – January 2025**

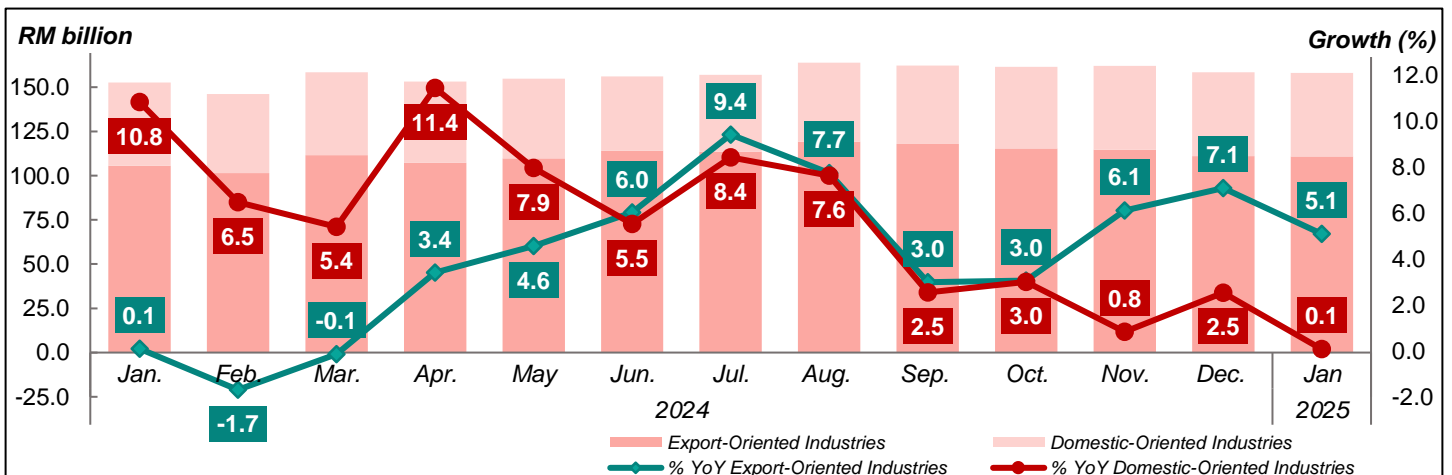
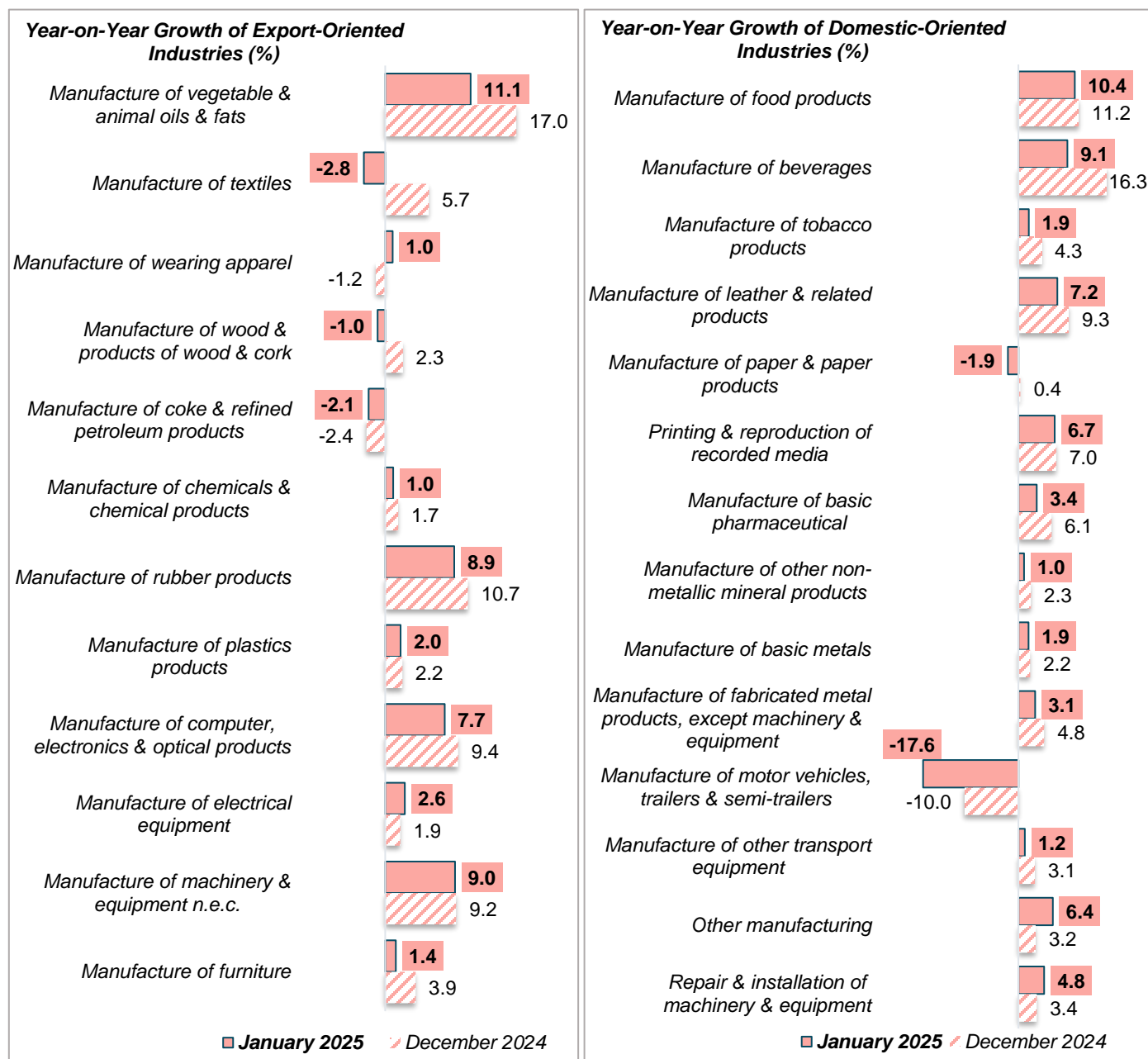


Chart 4: Sales Value of Manufacturing Export and Domestic-Oriented Groups, December 2024 and January 2025



Released by:
THE OFFICE OF CHIEF STATISTICIAN MALAYSIA
DEPARTMENT OF STATISTICS MALAYSIA
12 MARCH 2025