KEMENTERIAN EKONOMI
JABATAN PERANGKAAN MALAYSIA

PERANGKAAN PERKHIDMATAN
SERVICES STATISTICS

PRESTASI PERDAGANGAN BORONG & RUNCIT

PERFORMANCE OF WHOLESALE & RETAIL TRADE

2025

JANUARI
JANUARY

JABATAN PERANGKAAN MALAYSIA
DEPARTMENT OF STATISTICS MALAYSIA

KEMENTERIAN EKONOMI
JABATAN PERANGKAAN MALAYSIA

PERANGKAAN PERKHIDMATAN
SERVICES STATISTICS

PRESTASI PERDAGANGAN BORONG & RUNCIT
PERFORMANCE OF WHOLESALE & RETAIL TRADE

JANUARI *JANUARY* 2025

Pemakluman

Jabatan Perangkaan Malaysia (DOSM) telah melancarkan OpenDOSM NextGen sebagai medium yang menyediakan katalog data dan visualisasi bagi memudahkan pengguna menganalisis pelbagai data dan boleh diakses melalui portal https://open.dosm.gov.my.

Kerajaan Malaysia telah mengisytiharkan Hari Statistik Negara (MyStats Day) pada 20 Oktober. Tema sambutan MyStats Day adalah “Statistik Nadi Kehidupan”.

Announcement

The Department of Statistics Malaysia (DOSM) has launched OpenDOSM NextGen as a medium that provides catalogue data and visualisations to facilitate users' analysis and can be accessed through https://open.dosm.gov.my.

The Government of Malaysia has declared National Statistics Day (MyStats Day) on October 20th. MyStats Day theme is “Statistics is the Essence of Life”.

JABATAN PERANGKAAN MALAYSIA
DEPARTMENT OF STATISTICS MALAYSIA

Diterbitkan dan dicetak oleh / *Published and printed by*:
Jabatan Perangkaan Malaysia
Department of Statistics Malaysia
Blok C6 & C7, Kompleks C,
Pusat Pentadbiran Kerajaan Persekutuan
62514 Putrajaya,
MALAYSIA

Tel.	:	03-8885 7000
Faks	:	03-8888 9248
Portal	:	https://www.dosm.gov.my
Facebook / X / Instagram / Youtube	:	StatsMalaysia
E-mel / *E-mail*	:	info@dosm.gov.my (pertanyaan umum / *general enquiries*) data@dosm.gov.my (pertanyaan & permintaan data / *data request & enquiries*)
Harga / *Price*	:	RM15.00

Diterbitkan pada Mac 2025 / *Published in March 2025*

Hakcipta terpelihara / *All rights reserved*.

Tiada bahagian daripada terbitan ini boleh diterbitkan semula, disimpan untuk pengeluaran atau ditukar dalam apa-apa bentuk atau alat apa jua pun kecuali setelah mendapat kebenaran daripada Jabatan Perangkaan Malaysia. Pengguna yang mengeluarkan sebarang maklumat dari terbitan ini sama ada yang asal atau diolah semula hendaklah meletakkan kenyataan berikut:

“Sumber: Jabatan Perangkaan Malaysia”

No part of this publication may be reproduced or distributed in any form or by any means or stored in database without the prior written permission from Department of Statistics Malaysia. Users reproducing content of this publication with or without adaptation should quote the following:

“Source: Department of Statistics Malaysia”

ISSN 2682 - 8472

KATA PENGANTAR

Penerbitan ini memaparkan **Prestasi Perdagangan Borong & Runcit bagi bulan rujukan Januari 2025** meliputi subsektor Kenderaan Bermotor, Perdagangan Borong dan Perdagangan Runcit. Ianya diterbitkan secara bulanan dan menggunakan klasifikasi industri yang terperinci berdasarkan Piawaian Klasifikasi Industri Malaysia (MSIC) 2008, Ver.1.0 yang selari dengan *International Standard Industrial Classification of All Economic Activities Revision* 4, yang diterbitkan oleh *United Nations Statistics Division*. Bagi indeks volum, ia telah disusun buat kali pertama dengan menggunakan tahun 2008 sebagai tahun asas (2008=100). Bermula suku tahun pertama 2014, ianya telah diasaskan semula kepada tahun 2010 dan seterusnya, pada suku tahun kedua 2019, ia telah menggunakan tahun asas 2015.

Penerbitan ini mengandungi ringkasan penemuan, jadual terperinci, nota teknikal dan glosari yang menerangkan istilah dan takrifnya bagi meningkatkan kefahaman berkenaan data.

Jabatan merakamkan setinggi-tinggi penghargaan atas kerjasama yang diberikan oleh semua pihak dalam membekalkan data yang diperlukan dan menyumbang kepada kejayaan penerbitan ini. Sebarang maklum balas dan cadangan untuk penambahbaikan penerbitan ini pada masa akan datang amat dihargai.

DATO' SRI DR. MOHD UZIR MAHIDIN
Ketua Perangkawan Malaysia

Mac 2025

PREFACE

This publication highlights the ***Performance of Wholesale & Retail Trade for reference January 2025*** *encompassing the Motor Vehicles, Wholesale Trade and Retail Trade sub-sectors. It is published on a monthly basis and uses the detailed classification of industries in the Malaysia Standard Industrial Classification (MSIC) 2008, Ver. 1.0 which is in line with the International Standard Industrial Classification of All Economic Activities Revision 4, published by the United Nations Statistics Division. For volume index, it was compiled for the first time using 2008 as the base year (2008=100). Starting in first quarter 2014, it has been rebased to 2010 and subsequently, in second quarter 2019, 2015 as the base year has been implemented.*

This publication consists summary of the main findings, detailed tables, technical notes and glossary which describes the terms used and their definition to enhance the understanding of data.

The Department gratefully acknowledges the cooperation of all parties who have provided the required data and contributed to the success of this publication. Any feedback and suggestion towards improving this publication in future is highly appreciated.

DATO' SRI DR. MOHD UZIR MAHIDIN
Chief Statistician Malaysia

March 2025

KALENDAR AWALAN KELUARAN 2025
PERDAGANGAN BORONG & RUNCIT
ADVANCE RELEASE CALENDAR YEAR 2025
WHOLESALE & RETAIL TRADE

Bulan rujukan *Reference month*	**Tarikh** *Date*
November 2024 *November 2024*	**13 Januari 2025** *13 January 2025*
Disember 2024 *December 2024*	**12 Februari 2025** *12 February 2025*
Januari 2025 *January 2025*	**12 Mac 2025** *12 March 2025*
Februari 2025 *February 2025*	**11 April 2025** *11 April 2025*
Mac 2025 *March 2025*	**13 Mei 2025** *13 May 2025*
April 2025 *April 2025*	**13 Jun 2025** *13 June 2025*
Mei 2025 *May 2025*	**14 Julai 2025** *14 July 2025*
Jun 2025 *June 2025*	**8 Ogos 2025** *8 August 2025*
Julai 2025 *July 2025*	**12 September 2025** *12 September 2025*
Ogos 2025 *August 2025*	**10 Oktober 2025** *10 October 2025*
September 2025 *September 2025*	**10 November 2025** *10 November 2025*
Oktober 2025 *October 2025*	**12 Disember 2025** *12 December 2025*

Nota.
Notes.

Merujuk kepada tarikh data disebarkan kepada media atau dalam penerbitan khusus.
Refers to the date of release of the data's dissemination to the media or in the specific publication.

Tarikh siaran tertakluk kepada pindaan.
Release dates are subject to change.

SINGKATAN
ABBREVIATIONS

b	Bilion
j	Juta
p	Permulaan
MoM	Bulan ke Bulan
r	Pindaan
RM	Ringgit Malaysia
t.t.t.l	Tidak terkelas di tempat lain
YoY	Tahun ke Tahun
n.a	Tiada
SA	Pelarasan Musim

b	*Billion*
m	*Million*
p	*Preliminary*
MoM	*Month-on-Month*
r	*Revision*
n.e.c	*Not elsewhere classified*
YoY	*Year-on-Year*
n.a	*Not available*
SA	*Seasonal Adjusted*

Simbol
Symbols

&	dan/ *and*
/	atau/ *or*
%	Peratus/ *percentage*

Nota.
Note.

Penjumlahan komponen mungkin berbeza dengan angka jumlah kecil atau jumlah besar disebabkan pembundaran.
The sum of the component figures may not conform with the sub-total or total figures due to rounding.

KANDUNGAN
CONTENTS

	Muka surat *Page*
Kata pengantar *Preface*	**i**
Kalendar Awalan Keluaran *Advance Release Calendar*	**iii**
Singkatan *Abbreviations*	**iv**
Sepintas Lalu *Snapshots*	**1**
Ringkasan Penemuan *Summary of Findings*	**5**
Jadual *Tables*	
1. Nilai Jualan Perdagangan Borong & Runcit Mengikut Subsektor *Sales Value of Wholesales & Retail Trade by Sub-sector*	**23**
2. Indeks Volum Perdagangan Borong & Runcit Tidak Diselaraskan Musim mengikut Subsektor (2015=100) *Non-Seasonally Adjusted Volume Index of Wholesale & Retail Trade by Sub-sector (2015=100)*	**24**
3. Indeks Volum Perdagangan Borong & Runcit Pelarasan Musim Mengikut Subsektor (2015=100) *Seasonally Adjusted Volume Index of Wholesale & Retail Trade by Sub-sector (2015=100)*	**25**
4. Nilai Jualan Perdagangan Borong mengikut Kumpulan *Sales Value of Wholesale Trade by Group*	**26**
5. Indeks Volum Perdagangan Borong Tidak Diselaraskan Musim Mengikut Kumpulan (2015=100) *Non-Seasonally Adjusted Volume Index of Wholesale Trade by Group (2015=100)*	**28**
6. Nilai Jualan Perdagangan Runcit mengikut Kumpulan *Sales Value of Retail Trade by Group*	**30**
7. Indeks Volum Perdagangan Runcit Tidak Diselaraskan Musim Mengikut Kumpulan (2015=100) *Non-Seasonally Adjusted Volume Index of Retail Trade by Group (2015=100)*	**32**
8. Nilai Jualan Kenderaan Bermotor mengikut Kumpulan *Sales Value of Motor Vehicles by Group*	**34**
9. Indeks Volum Kenderaan Bermotor Tidak Diselaraskan Musim mengikut Kumpulan (2015=100) *Non-Seasonally Adjusted Volume Index of Motor Vehicles by Group (2015=100)*	**35**
10. Indikator Ekonomi, Malaysia *Economic Indicators, Malaysia*	**36**

KANDUNGAN
CONTENTS

	Muka surat *Page*
11. Indeks Perdagangan Runcit bagi Negara Terpilih *Retail Trade Index for Selected Countries*	**37**
Indikator Tambahan *Additional Indicators*	**41**
Nota Teknikal *Technical Notes*	**45**
Lampiran *Appendix*	**59**
Glosari *Glossary*	**75**

SEPINTAS LALU

SNAPSHOTS

Muka surat ini sengaja dibiarkan kosong.
This page is deliberately left blank.

KEMENTERIAN EKONOMI
JABATAN PERANGKAAN MALAYSIA

PRESTASI PERDAGANGAN BORONG & RUNCIT, JANUARI 2025

Nilai Jualan Perdagangan Borong & Runcit (RM bilion)

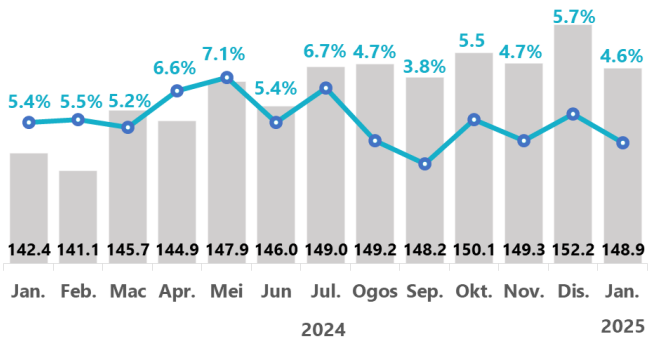

Indeks Volum

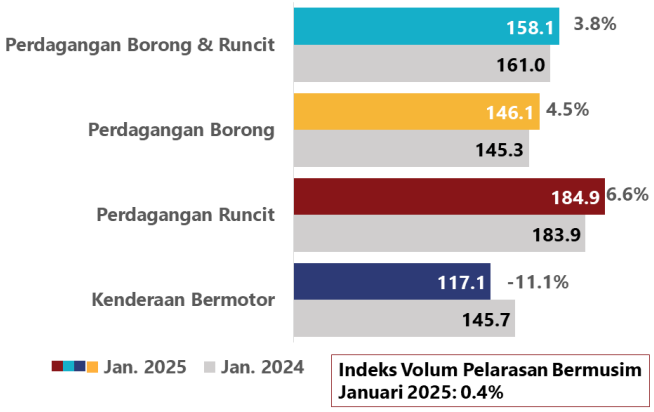

Nilai Jualan Perdagangan Borong (RM bilion)

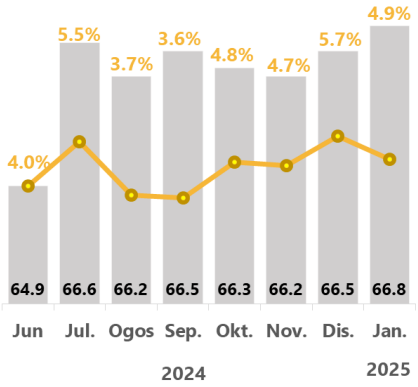

Nilai Jualan Perdagangan Runcit (RM bilion)

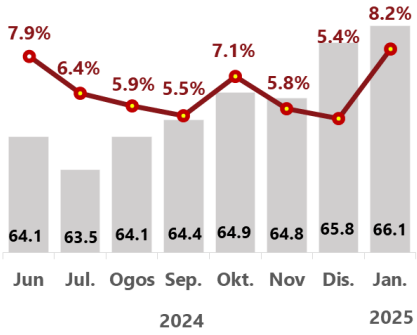

Nilai Jualan Kenderaan Bermotor (RM bilion)

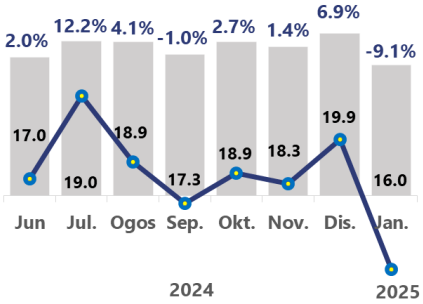

Perubahan Peratusan: Tahun ke Tahun

KUMPULAN UTAMA (NILAI JUALAN)

Perdagangan Borong

Lain-lain Pengkhususan Jualan Borong	2.6%
Jualan Borong Barangan Isi Rumah	5.3%
Jualan Borong Makanan, Minuman & Tembakau	5.0%

Perdagangan Runcit

Jualan Runcit di Kedai Bukan Pengkhususan	9.7%
Jualan Runcit di Kedai Khusus yang Menjual Barangan Lain	8.3%
Jualan Runcit di Kedai Khusus yang Menjual Peralatan Lain Isi Rumah	4.7%

Kenderaan Bermotor

Jualan Kenderaan Bermotor	-22.7%
Jualan Komponen & Aksesori Kenderaan Bermotor	8.0%
Penyelenggaraan & Pembaikan Kenderaan Bermotor	5.1%

Sumber: Prestasi Perdagangan Borong & Runcit, Januari 2025, Jabatan Perangkaan Malaysia (DOSM)

MINISTRY OF ECONOMY
DEPARTMENT OF STATISTICS MALAYSIA

PERFORMANCE OF WHOLESALE & RETAIL TRADE, JANUARY 2025

Sales Value of Wholesale & Retail Trade (RM billion)

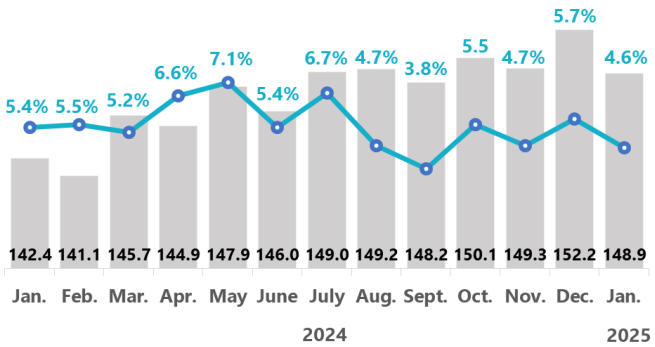

Volume Index

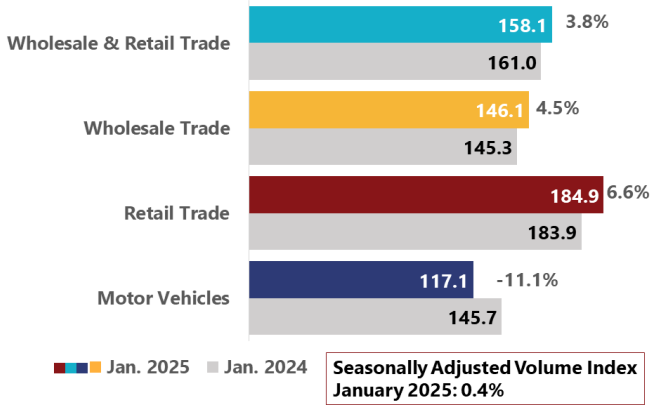

Sales Value of Wholesale Trade (RM billion)

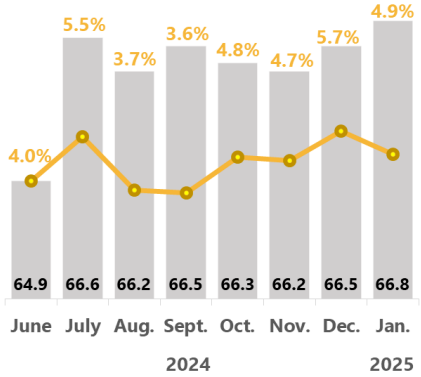

Sales Value of Retail Trade (RM billion)

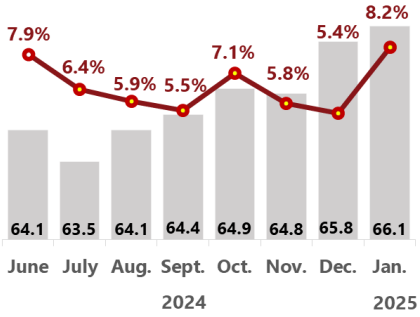

Sales Value of Motor Vehicles (RM billion)

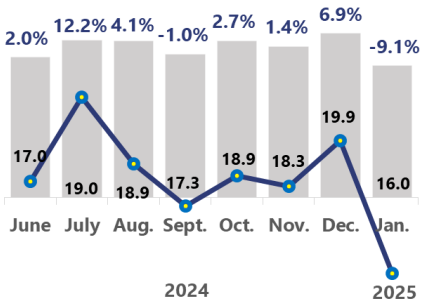

Percentage Change: Year-on-Year

MAIN GROUPS (SALES VALUE)

Wholesale Trade

Other Specialised Wholesale	2.6%
Wholesale of Household Goods	5.3%
Wholesale of Food, Beverages & Tobacco	5.0%

Retail Trade

Retail Sale in Non-specialised Stores	9.7%
Retail Sale of Other Goods in Specialised Stores	8.3%
Retail Sale of Other Household Equipment in Specialised Stores	4.7%

Motor Vehicles

Sale of Motor Vehicles	-22.7%
Sale of Motor Vehicles Parts & Accessories	8.0%
Maintenance & Repair of Motor Vehicles	5.1%

Source: Performance of Wholesale & Retail Trade, January 2025, Department of Statistics Malaysia (DOSM)

RINGKASAN PENEMUAN

SUMMARY OF FINDINGS

Muka surat ini sengaja dibiarkan kosong.
This page is deliberately left blank.

PRESTASI PERDAGANGAN BORONG & RUNCIT, JANUARI 2025

Paparan 1: Prestasi Nilai Jualan dan Indeks Volum Perdagangan Borong & Runcit, Januari 2025

SUBSEKTOR	Nilai Jualan			Indeks Volum (2015=100)				
	RM Bilion	% Perubahan		Asal	% Perubahan		Pelarasan Musim (SA)	% Perubahan
	Jan. 2025	YoY	MoM	Jan. 2025	YoY	MoM	Jan. 2025	MoM (SA)
PERDAGANGAN BORONG & RUNCIT	148.9	4.6	-2.1	158.1	3.8	-1.8	157.6	0.4
PERDAGANGAN BORONG	66.8	4.9	0.4	146.1	4.5	0.5	143.8	-0.5
PERDAGANGAN RUNCIT	66.1	8.2	0.5	184.9	6.6	0.6	184.2	1.8
KENDERAAN BERMOTOR	16.0	-9.1	-19.4	117.1	-11.1	-19.6	118.2	-8.1

PRESTASI KESELURUHAN

1 Jualan Perdagangan Borong & Runcit

Nilai jualan Perdagangan borong & runcit merekodkan **RM148.9 bilion** pada bulan Januari 2025, tumbuh **4.6 peratus** tahun ke tahun (**Carta 1**). Pertumbuhan positif ini disumbangkan oleh Perdagangan runcit **8.2 peratus** dan Perdagangan borong **4.9 peratus**. Sementara itu, bagi perbandingan bulan ke bulan, nilai jualan menurun **-2.1 peratus**.

Carta 1: Nilai Jualan dan Kadar Pertumbuhan Tahunan Perdagangan Borong & Runcit

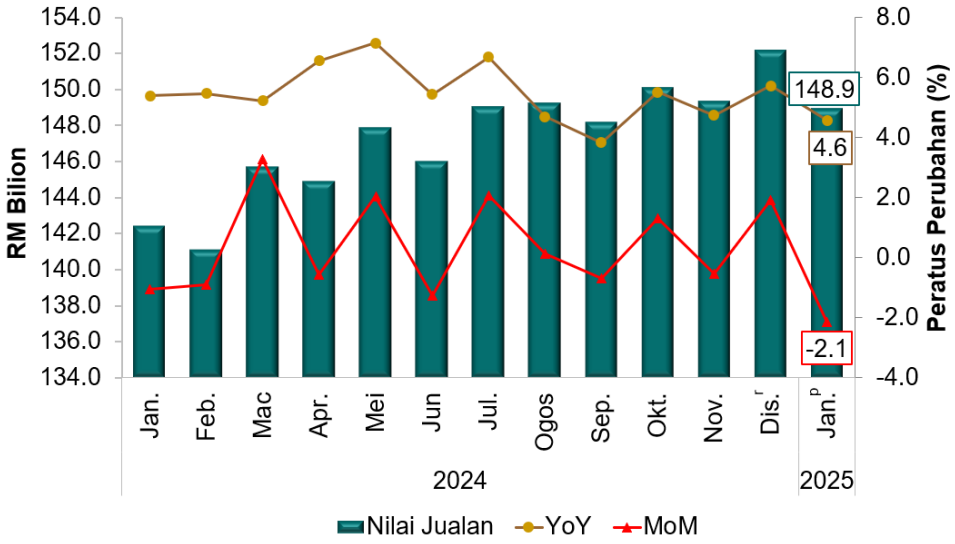

2 Indeks Volum Perdagangan Borong & Runcit

Bagi indeks volum, Perdagangan borong & runcit mencatatkan pertumbuhan **3.8 peratus** tahun ke tahun untuk merekodkan **158.1 mata** (**Carta 2**). Peningkatan ini disumbangkan oleh Perdagangan runcit **6.6 peratus** dan Perdagangan borong **4.5 peratus**.

Bagi perbandingan bulanan, indeks volum menurun **-1.8 peratus** disebabkan oleh Kenderaan bermotor **-19.6 peratus**.

Bagi indeks volum pelarasan musim, ia meningkat sebanyak **0.4 peratus** bulan ke bulan pada Januari 2025 (**Carta 3**).

Carta 2: Indeks Volum Perdagangan Borong & Runcit

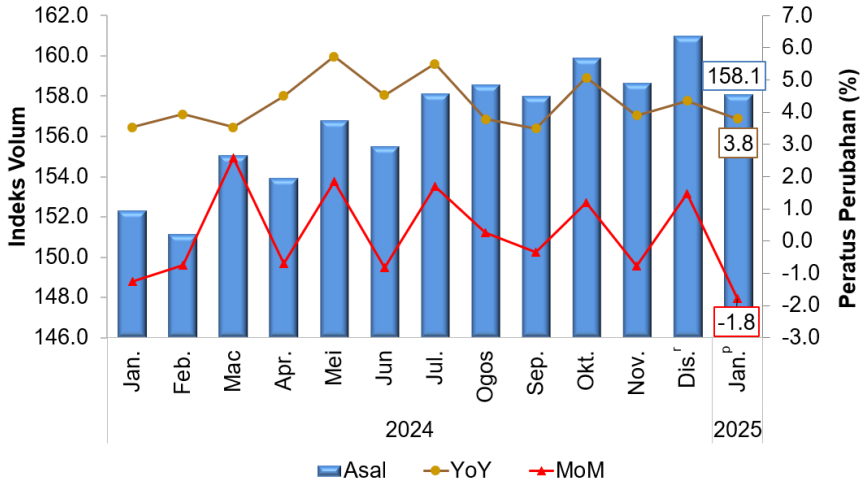

Carta 3: Indeks Volum Pelarasan Musim Perdagangan Borong & Runcit

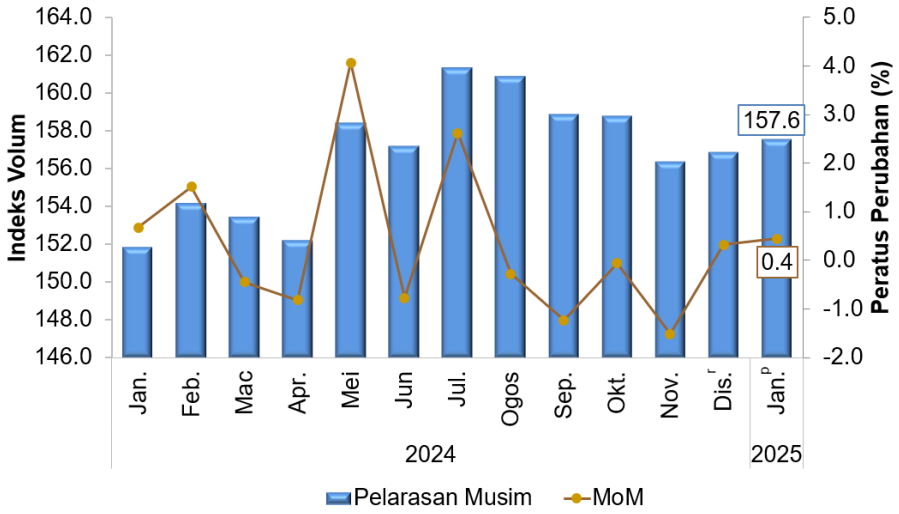

3 Jualan Perdagangan Borong

Perdagangan borong menjana jualan sebanyak **RM66.8 bilion** pada Januari 2025 dengan pertumbuhan **4.9 peratus** berbanding bulan Januari 2024. Peningkatan ini disumbangkan oleh Jualan borong jentera, peralatan & bekalan **10.2 peratus**, Jualan borong bahan mentah pertanian & haiwan hidup **8.3 peratus**, Perdagangan borong tanpa pengkhususan **6.4 peratus**, Jualan borong barangan isi rumah **5.3 peratus**, Jualan borong berdasarkan kontrak atau yuran **5.2 peratus** dan Jualan borong makanan, minuman & tembakau **5.0 peratus** (**Carta 4**).

Bagi perbandingan bulanan, jualan bagi subsektor ini meningkat **0.4 peratus**, terutamanya diterajui oleh Jualan borong makanan, minuman & tembakau **5.4 peratus**, Jualan borong barangan isi rumah **2.9 peratus** dan Jualan borong jentera, peralatan & bekalan **0.5 peratus** (**Carta 5**).

Carta 4: Kadar Pertumbuhan Tahunan Nilai Jualan Perdagangan Borong mengikut Kumpulan, Januari 2025

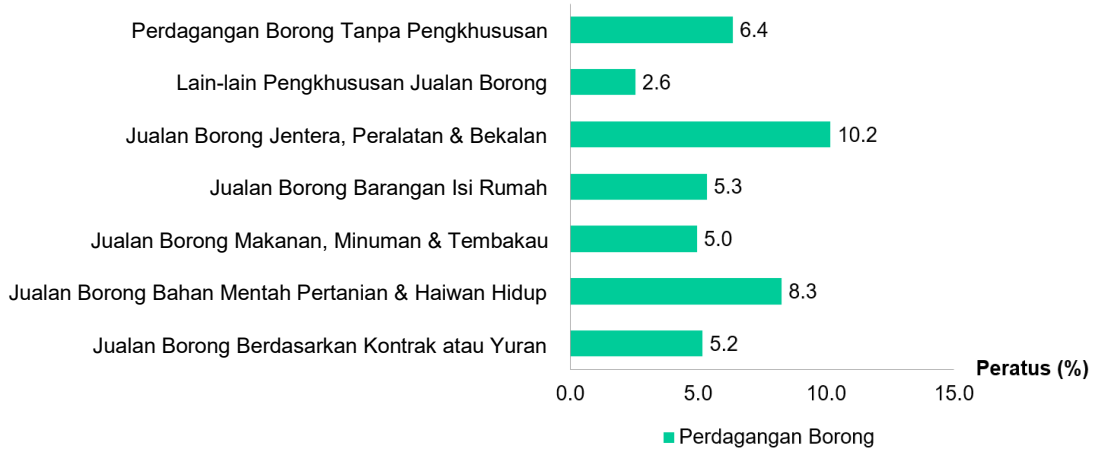

Carta 5: Kadar Pertumbuhan Bulanan Nilai Jualan Perdagangan Borong mengikut Kumpulan, Januari 2025

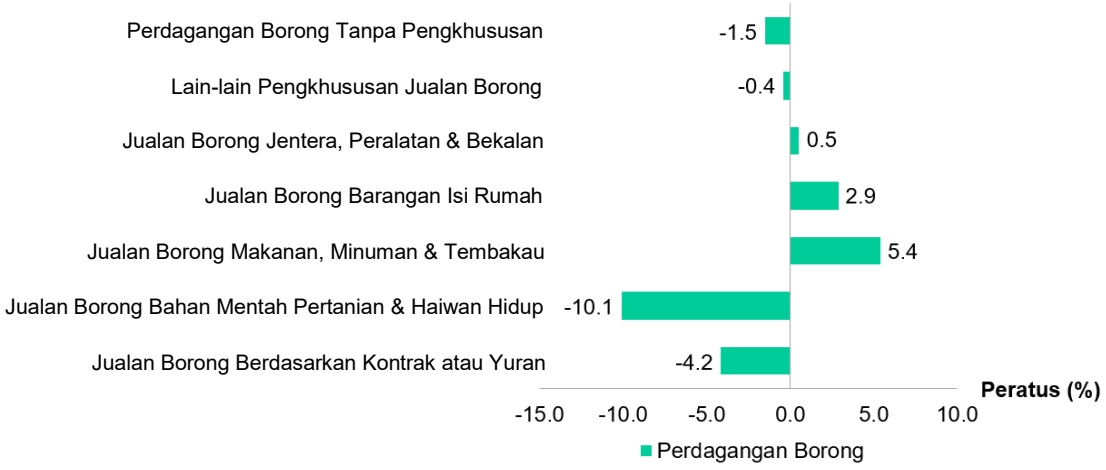

4 Indeks Volum Perdagangan Borong

Indeks volum Perdagangan borong mencatatkan **146.1 mata**, berkembang **4.5 peratus** tahun ke tahun. Pertumbuhan positif ini direkodkan oleh Jualan borong jentera, peralatan & bekalan (**11.1%**), Perdagangan borong tanpa pengkhususan (**7.8%**), Jualan borong bahan mentah pertanian & haiwan hidup (**5.9%**) dan Jualan borong berdasarkan kontrak atau yuran (**4.5.%**) seperti yang ditunjukkan di **Carta 6**.

Dari segi bulanan, indeks volum Perdagangan borong meningkat **0.5 peratus**, disumbangkan terutamanya oleh peningkatan dalam Jualan borong makanan, minuman & tembakau (**5.2%**) dan Jualan borong barangan isi rumah (**2.7%**) seperti ditunjukkan di **Carta 7**. Sementara itu, indeks volum pelarasan musim menurun **-0.5 peratus** bulan ke bulan.

Carta 6: Kadar Pertumbuhan Tahunan Indeks Volum Perdagangan Borong mengikut Kumpulan, Januari 2025

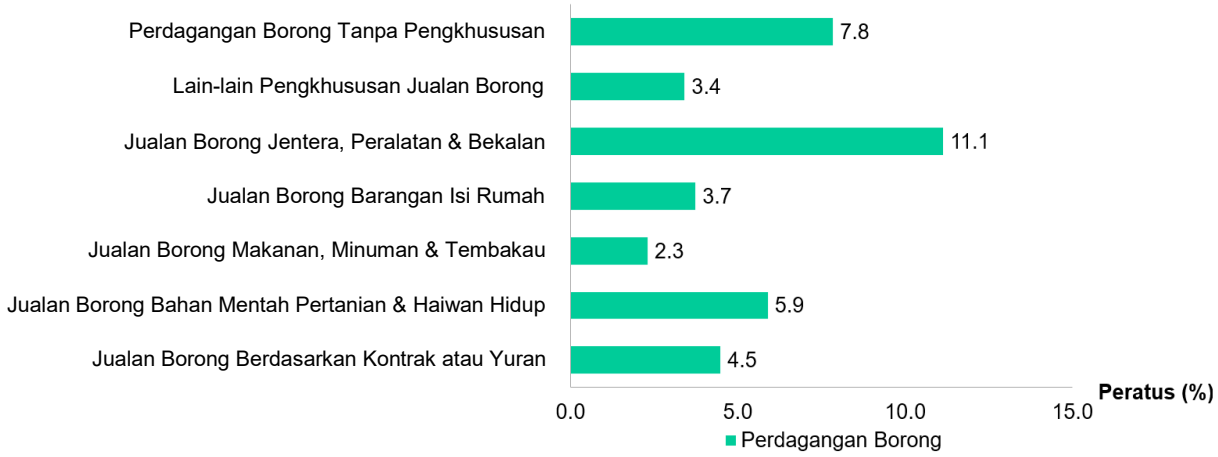

Carta 7: Kadar Pertumbuhan Bulanan Indeks Volum Perdagangan Borong mengikut Kumpulan, Januari 2025

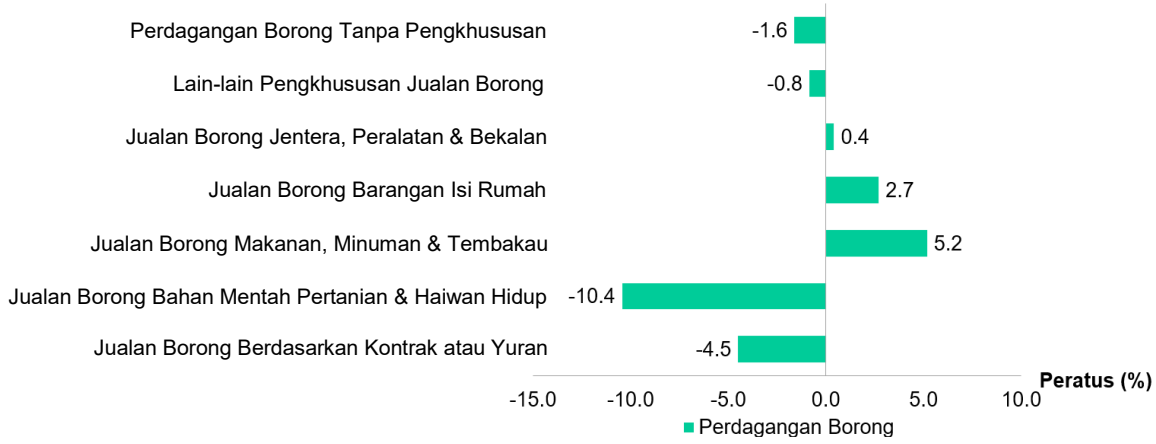

PERDAGANGAN RUNCIT

5 Jualan Perdagangan Runcit

Jualan Perdagangan runcit mencatatkan pertumbuhan **8.2 peratus** berbanding Januari 2024. **Carta 8** menunjukkan antara kumpulan yang menyumbang kepada pertumbuhan ini adalah Jualan runcit di gerai & pasar (**10.8%**), Jualan runcit di kedai bukan pengkhususan (**9.7%**), Jualan runcit bukan di kedai, gerai atau pasar (**9.6%**), Jualan runcit di kedai khusus yang menjual barangan kesenian & rekreasi (**9.4%**), Jualan runcit makanan, minuman & tembakau di kedai pengkhususan (**8.8%**) dan Jualan runcit di kedai khusus yang menjual barangan lain (**8.3%**).

Berbanding Disember 2024, jualan pada subsektor ini meningkat **0.5 peratus**, dipacu oleh Jualan runcit makanan, minuman & tembakau di kedai pengkhususan (**1.6%**), Jualan runcit di kedai bukan pengkhususan (**1.5%**), Jualan runcit bukan di kedai, gerai atau pasar (**1.4%**), Jualan runcit di gerai & pasar (**1.3%**), Jualan runcit di kedai khusus yang menjual barangan kesenian & rekreasi (**1.1%**), Jualan runcit di kedai khusus yang menjual bahan api kenderaan (**0.7%**) dan Jualan runcit di kedai khusus yang menjual peralatan komunikasi & maklumat (**0.6%**) seperti di **Carta 9**.

Carta 8: Kadar Pertumbuhan Tahunan Nilai Jualan Perdagangan Runcit mengikut Kumpulan, Januari 2025

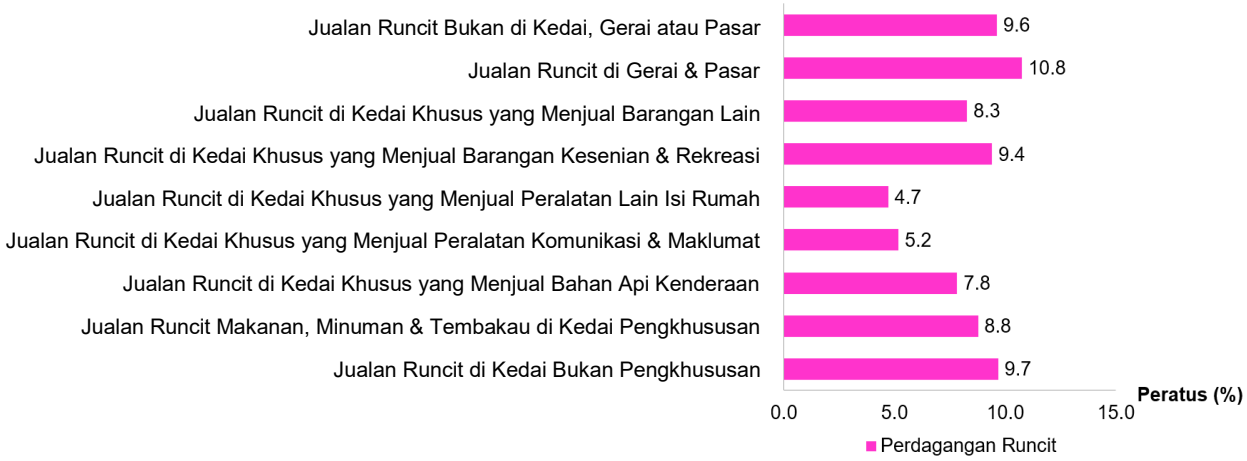

Carta 9: Kadar Pertumbuhan Bulanan Nilai Jualan Perdagangan Runcit mengikut Kumpulan, Januari 2025

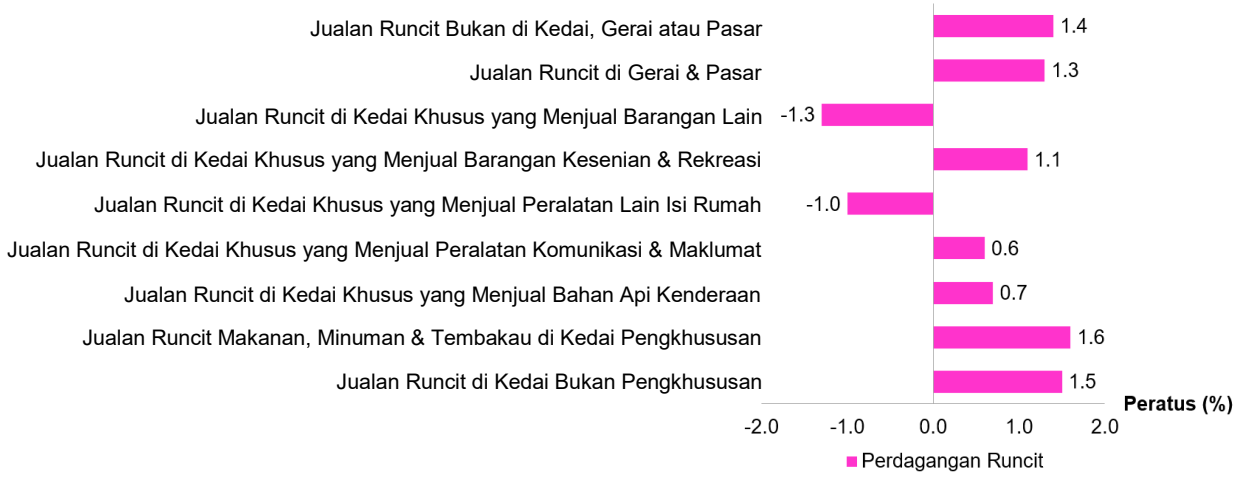

6 Indeks Volum Perdagangan Runcit

Indeks volum Perdagangan runcit bertumbuh **6.6 peratus** kepada **184.9 mata** berbanding Januari 2024. Antara kumpulan yang menyumbang kepada peningkatan ini ialah Jualan runcit di gerai & pasar (**9.4%**), Jualan runcit di kedai khusus yang menjual barangan kesenian & rekreasi (**8.4%**), Jualan runcit makanan, minuman & tembakau di kedai pengkhususan (**8.3%**), Jualan runcit bukan di kedai, gerai atau pasar (**8.1%**), Jualan runcit di kedai khusus yang menjual bahan api kenderaan (**7.8%**), Jualan runcit di kedai bukan pengkhususan (**7.6%**) dan Jualan runcit di kedai khusus yang menjual peralatan komunikasi & maklumat (**7.5%**) seperti yang dipaparkan dalam **Carta 10**.

Bagi perbandingan bulanan, indeks volum Perdagangan runcit meningkat **0.6 peratus**, disumbangkan oleh Jualan runcit makanan, minuman & tembakau di kedai pengkhususan (**1.8%**), Jualan runcit di kedai khusus yang menjual peralatan komunikasi & maklumat (**1.6%**), Jualan runcit di kedai bukan pengkhususan (**1.4%**), Jualan runcit di gerai & pasar (**1.4%**), Jualan runcit di kedai khusus yang menjual barangan kesenian & rekreasi (**1.3%**) dan Jualan runcit bukan di kedai, gerai atau pasar (**1.3%**) seperti yang dipaparkan di **Carta 11**. Bagi indeks volum pelarasan musim, subsektor ini naik **1.8 peratus**.

Carta 10: Kadar Pertumbuhan Tahunan Indeks Volum Perdagangan Runcit mengikut Kumpulan, Januari 2025

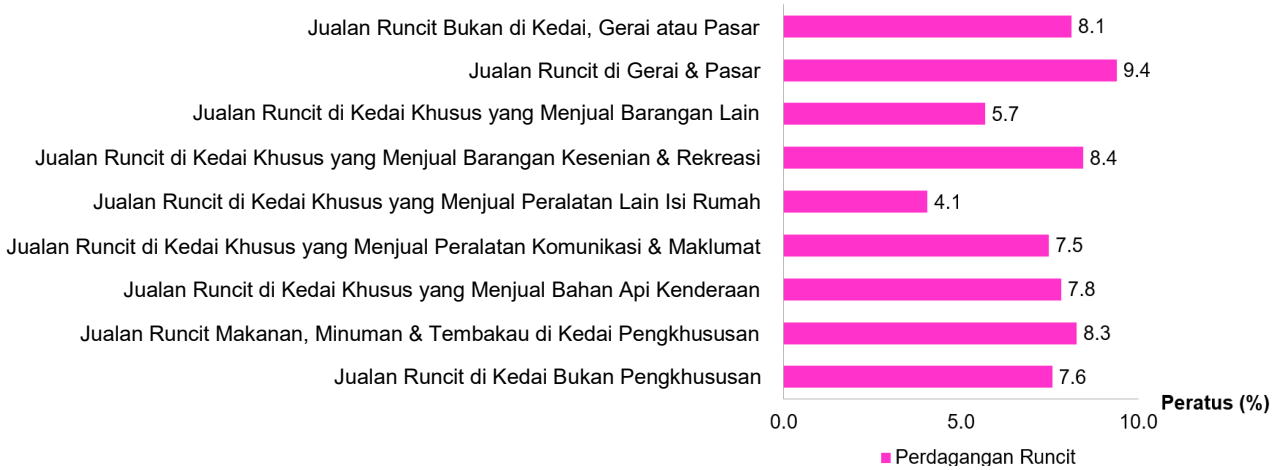

Carta 11: Kadar Pertumbuhan Bulanan Indeks Volum Perdagangan Runcit mengikut Kumpulan, Januari 2025

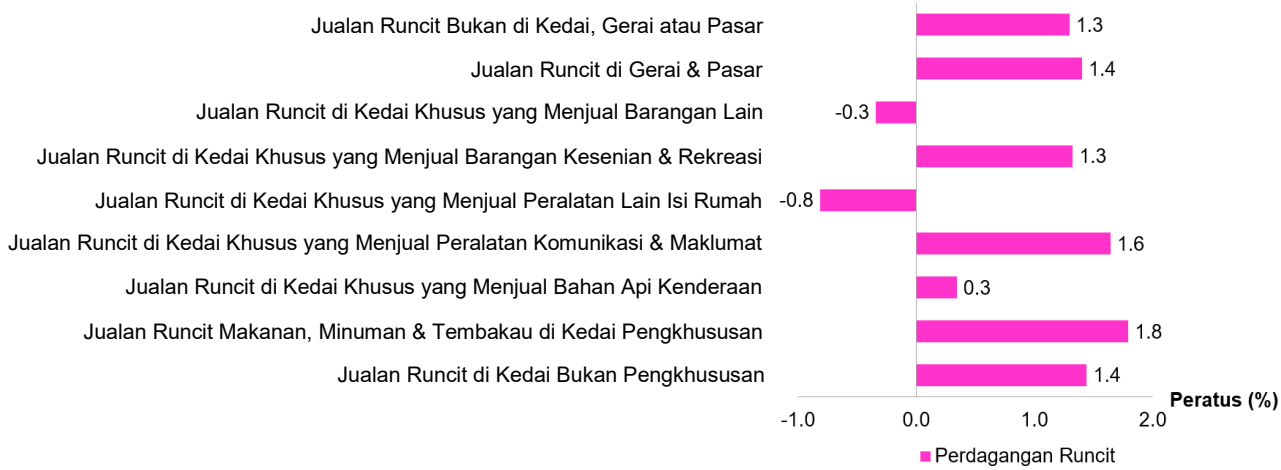

KENDERAAN BERMOTOR

7 Jualan Kenderaan Bermotor

Nilai jualan subsektor Kenderaan bermotor menurun **-9.1 peratus** tahun ke tahun. Penurunan ini disebabkan oleh Jualan kenderaan bermotor **-22.7 peratus** pada Januari 2025 (**Carta 12**).

Dari segi bulanan, nilai jualan bagi subsektor ini merekodkan pertumbuhan negatif **-19.4 peratus** disebabkan oleh penurunan pada Jualan kenderaan bermotor **-33.8 peratus** (**Carta 13**).

Carta 12: Kadar Pertumbuhan Tahunan Nilai Jualan Kenderaan Bermotor mengikut Kumpulan, Januari 2025

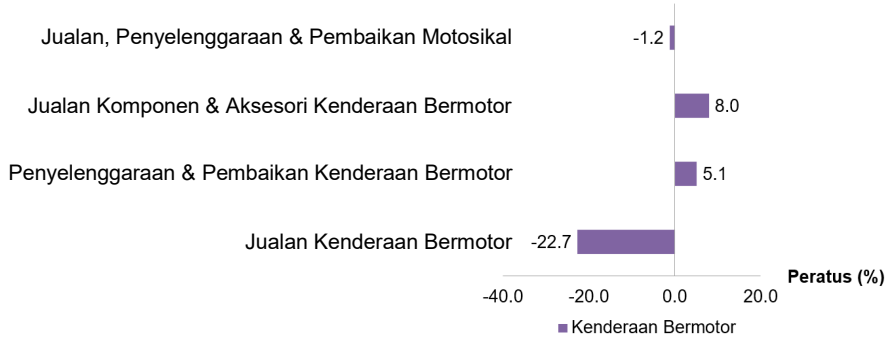

Carta 13: Kadar Pertumbuhan Bulanan Nilai Jualan Kenderaan Bermotor mengikut Kumpulan, Januari 2025

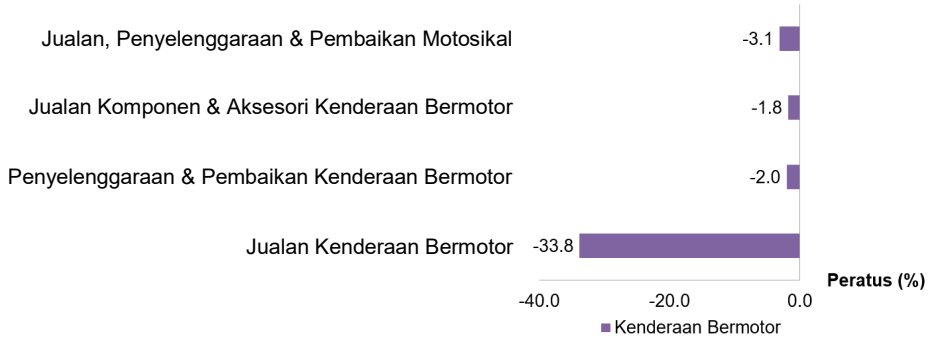

8 Indeks Volum Kenderaan Bermotor

Indeks volum Kenderaan bermotor menurun **-11.1 peratus** tahun ke tahun untuk mencatatkan **117.1 mata**. Kejatuhan ini disebabkan terutamanya oleh Jualan kenderaan bermotor **-22.6 peratus** seperti yang ditunjukkan di **Carta 14**.

Bagi perbandingan bulanan, indeks volum Kenderaan bermotor jatuh **-19.6 peratus** berbanding Disember 2024. Kejatuhan ini disebabkan terutamanya oleh Jualan kenderaan bermotor **-33.9 peratus** (**Carta 15**). Bagi indeks volum pelarasan musim, subsektor ini menurun **-8.1 peratus** bulan ke bulan.

Carta 14: Kadar Pertumbuhan Tahunan Indeks Volum Kenderaan Bermotor mengikut Kumpulan, Januari 2025

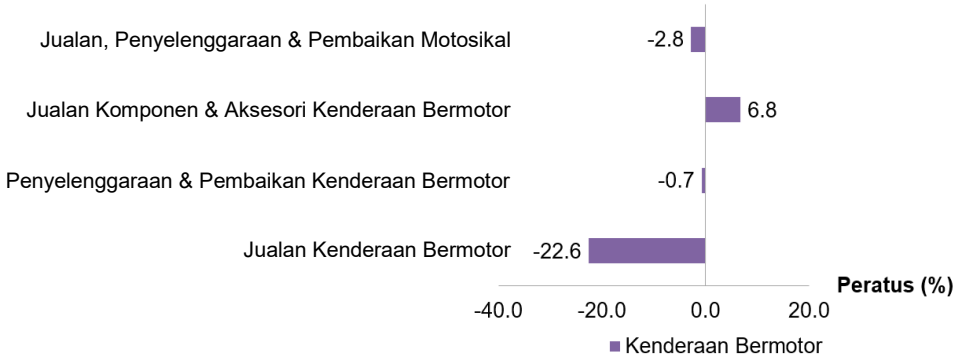

Carta 15: Kadar Pertumbuhan Bulanan Indeks Volum Kenderaan Bermotor mengikut Kumpulan, Januari 2025

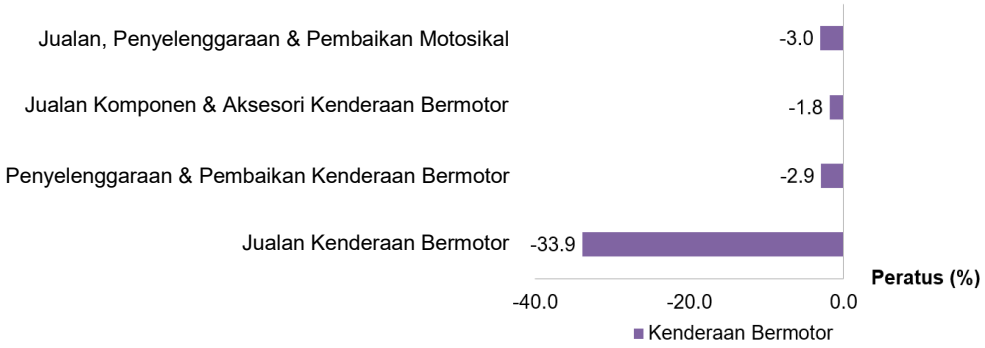

PERFORMANCE OF WHOLESALE & RETAIL TRADE, JANUARY 2025

Exhibit 1: *Performance of Sales Value and Volume Index of Wholesale & Retail Trade, January 2025*

SUB-SECTOR	Sales Value			Volume Index (2015=100)				
	RM Billion	% Changes		Original	% Changes		Seasonally Adjusted (SA)	% Changes
	Jan. 2025	YoY	MoM	Jan. 2025	YoY	MoM	Jan. 2025	MoM (SA)
WHOLESALE & RETAIL TRADE	148.9	4.6	-2.1	158.1	3.8	-1.8	157.6	0.4
WHOLESALE TRADE	66.8	4.9	0.4	146.1	4.5	0.5	143.8	-0.5
RETAIL TRADE	66.1	8.2	0.5	184.9	6.6	0.6	184.2	1.8
MOTOR VEHICLES	16.0	-9.1	-19.4	117.1	-11.1	-19.6	118.2	-8.1

OVERALL PERFORMANCE

1 Sales of Wholesale & Retail Trade

Sales value of Wholesale & retail trade recorded ***RM148.9 billion*** *in January 2025, grew* ***4.6 per cent*** *year-on-year (**Chart 1**). The positive growth was contributed by Retail trade* ***8.2 per cent*** *and Wholesale trade* ***4.9 per cent****. Meanwhile, for month-on-month comparison, sales value decreased* ***-2.1 per cent****.*

Chart 1: *Sales Value and Annual Growth Rate of Wholesale & Retail Trade*

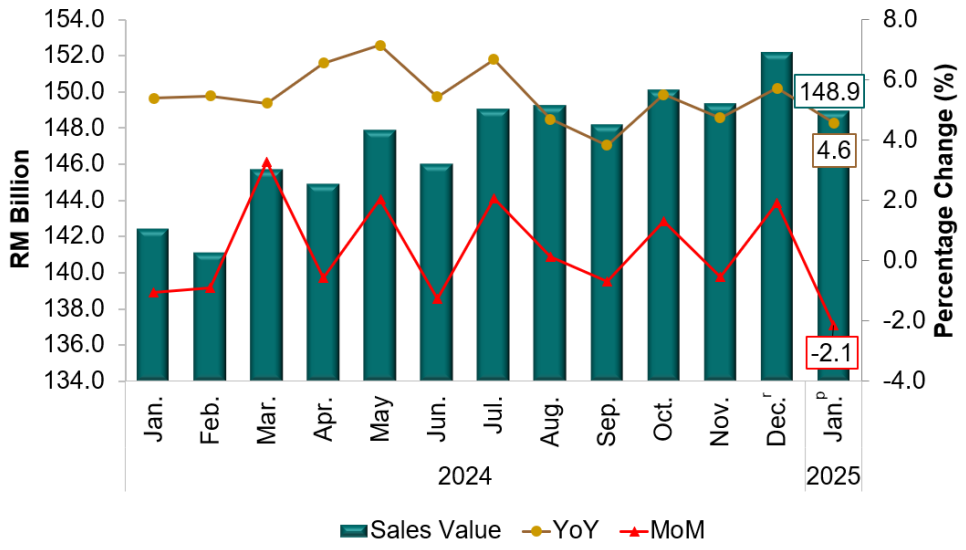

2 Volume Index for Wholesale & Retail Trade

*In terms of volume index, Wholesale & retail trade registered a growth of **3.8 per cent** year-on-year to record **158.1 points** (**Chart 2**). The increase was supported by Retail trade **6.6 per cent** and Wholesale trade **4.5 per cent**.*

*For monthly comparison, volume index edged down **-1.8 per cent**, contributed by Motor vehicles **-19.6 per cent**.*

*As for seasonally adjusted volume index, it increased **0.4 per cent** month-on-month in January 2025 (**Chart 3**).*

***Chart 2:** Volume Index of Wholesale & Retail Trade*

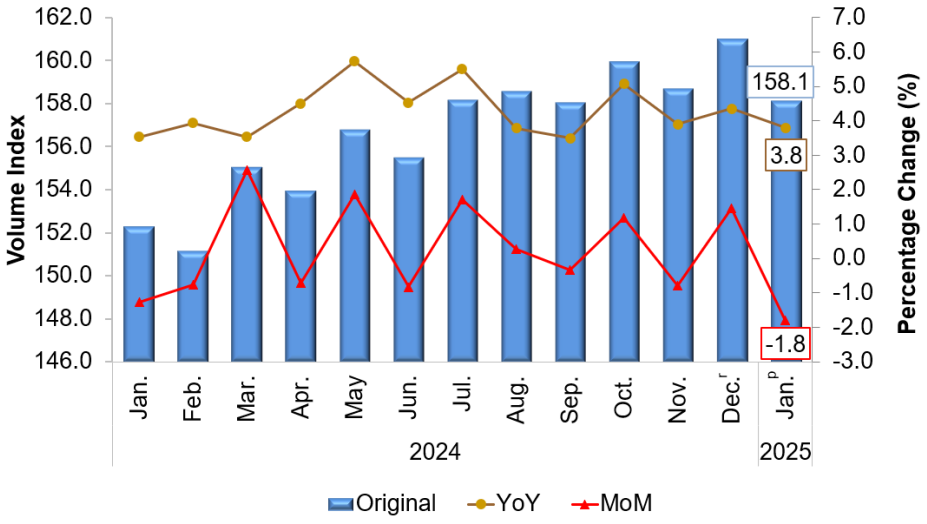

***Chart 3:** Seasonal Adjusted Volume Index of Wholesale & Retail Trade*

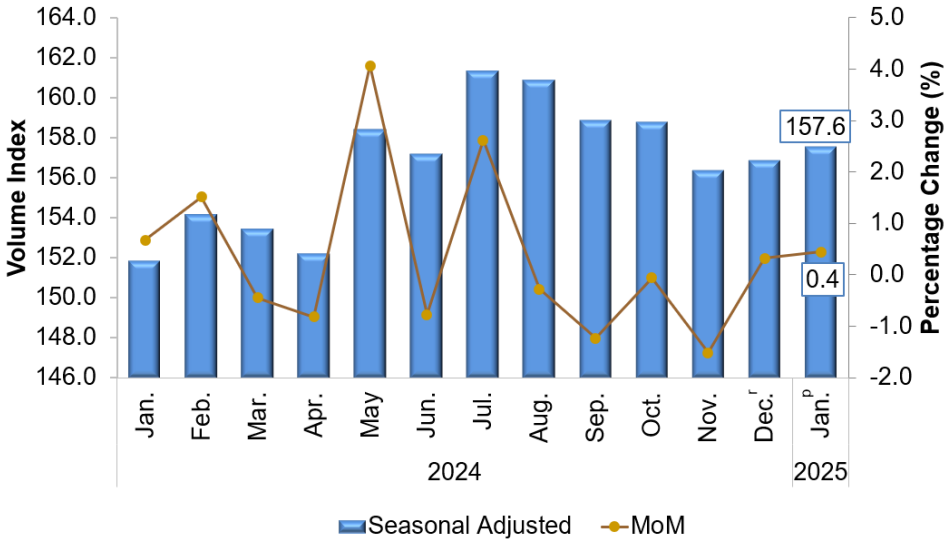

WHOLESALE TRADE

3 *Sales of Wholesale Trade*

*Wholesale trade generated sales value of **RM66.8 billion** in January 2025 with a growth of **4.9 per cent** as against January 2024. This increase was attributed to Wholesale of machinery, equipment & supplies **10.2 per cent**, Wholesale of agricultural raw materials & live animals **8.3 per cent**, Non-specialised wholesale trade **6.4 per cent**, Wholesale of household goods **5.3 per cent**, Wholesale on a fee or contract basis **5.2 per cent**, and Wholesale of food, beverages & tobacco **5.0 per cent** (**Chart 4**).*

*For monthly comparison, sales of this sub-sector increased **0.4 per cent**, led by Wholesale of food, beverages & tobacco **5.4 per cent**, Wholesale of household goods **2.9 per cent**, and Wholesale of machinery, equipment & supplies **0.5 per cent** (**Chart 5**).*

***Chart 4:** Annual Growth Rate for Sales Value of Wholesale Trade by Group, January 2025*

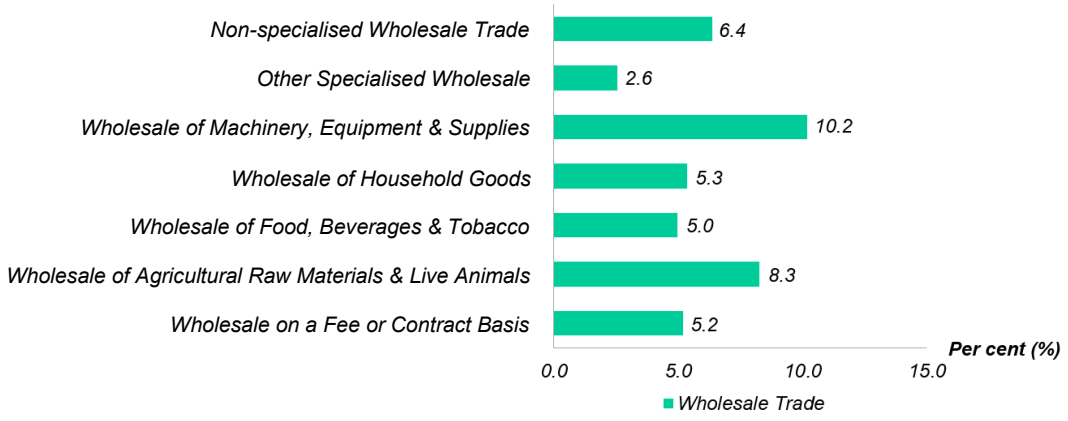

***Chart 5:** Monthly Growth Rate for Sales Value of Wholesale Trade by Group, January 2025*

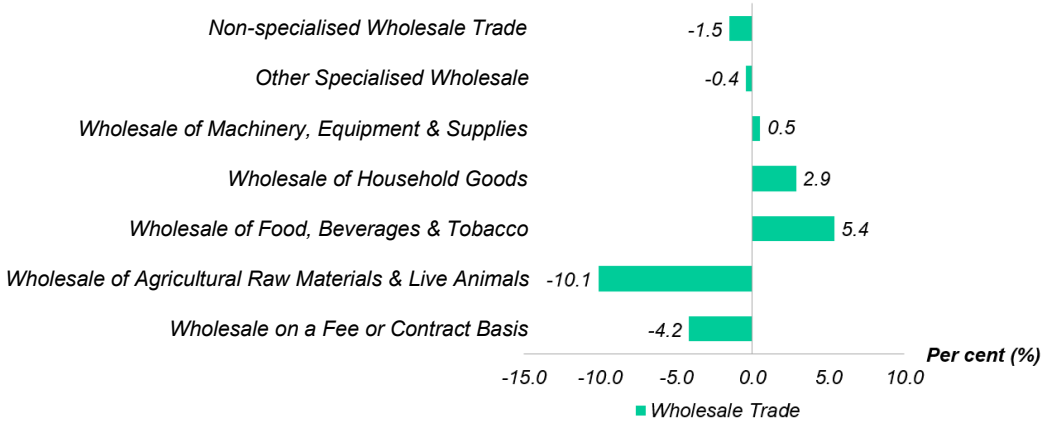

4 Volume Index of Wholesale Trade

*Volume index of Wholesale trade registered **146.1 points**, expanded **4.5 per cent** year-on-year. The positive growth was recorded in Wholesale of machinery, equipment & supplies (**11.1%**), Non-specialised wholesale trade (**7.8%**), Wholesale of agricultural raw materials & live animals (**5.9%**), and Wholesale on a fee or contract basis (**4.5%**), as shown in **Chart 6**.*

*On a monthly basis, the volume index of Wholesale trade went up **0.5 per cent**, contributed by the increase in Wholesale of Food, Beverages & Tobacco (**5.2%**) and Wholesale of household goods (**2.7%**) as shown in **Chart 7**. Meanwhile, the seasonally adjusted volume index inched down **-0.5 per cent** month-on-month.*

***Chart 6:** Annual Growth Rate for Volume Index of Wholesale Trade by Group, January 2025*

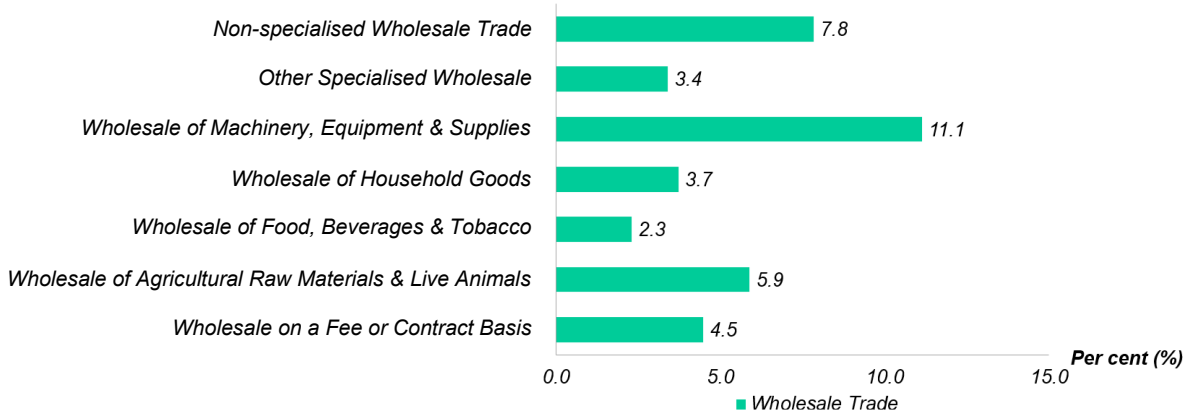

***Chart 7:** Monthly Growth Rate for Volume Index of Wholesale Trade by Group, January 2025*

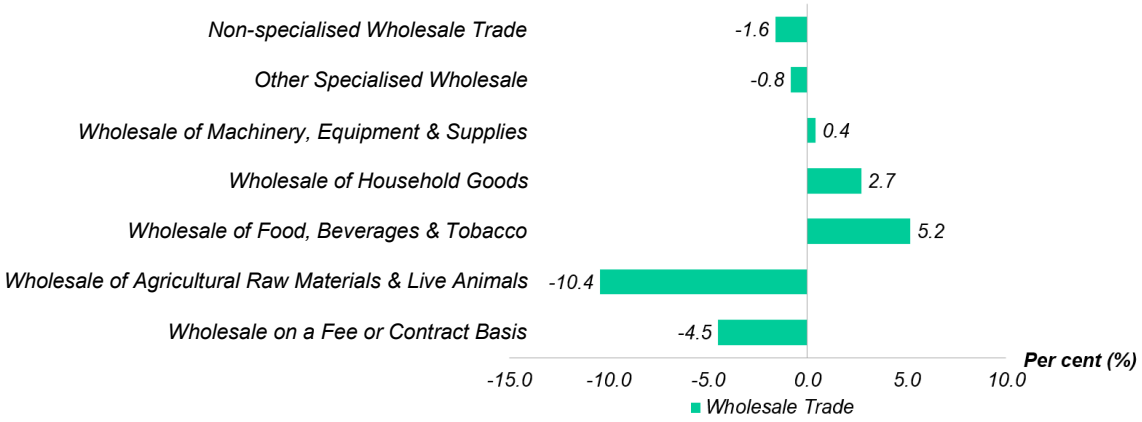

5 Sales of Retail Trade

*Sales of Retail trade registered a growth of **8.2 per cent** as compared to January 2024. **Chart 8** shows that among the groups that contributed to this growth were Retail sale via stalls & markets (**10.8%**), Retail sale in non-specialised stores (**9.7%**), Retail trade not in stores, stalls or markets (**9.6%**), Retail sale of cultural & recreation goods in specialised stores (**9.4%**), Retail sale of food, beverages & tobacco in specialised stores (**8.8%**), and Retail sale of other goods in specialised stores (**8.3%**).*

*Compared with December 2024, sales of this sub-sector increased **0.5 per cent**, pulled up by Retail sale of food, beverages & tobacco in specialised stores (**1.6%**), Retail sale in non-specialised stores (**1.5%**), Retail trade not in stores, stalls or markets (**1.4%**), Retail sale via stalls & markets (**1.3%**), Retail sale of cultural & recreation goods in specialised stores (**1.1%**), Retail sale of automotive fuel in specialised stores (**0.7%**), and Retail sale of information & communication equipment in specialised stores (**0.6%**) as per **Chart 9**.*

***Chart 8:** Annual Growth Rate for Sales Value of Retail Trade by Group, January 2025*

***Chart 9:** Monthly Growth Rate for Sales Value of Retail Trade by Group, January 2025*

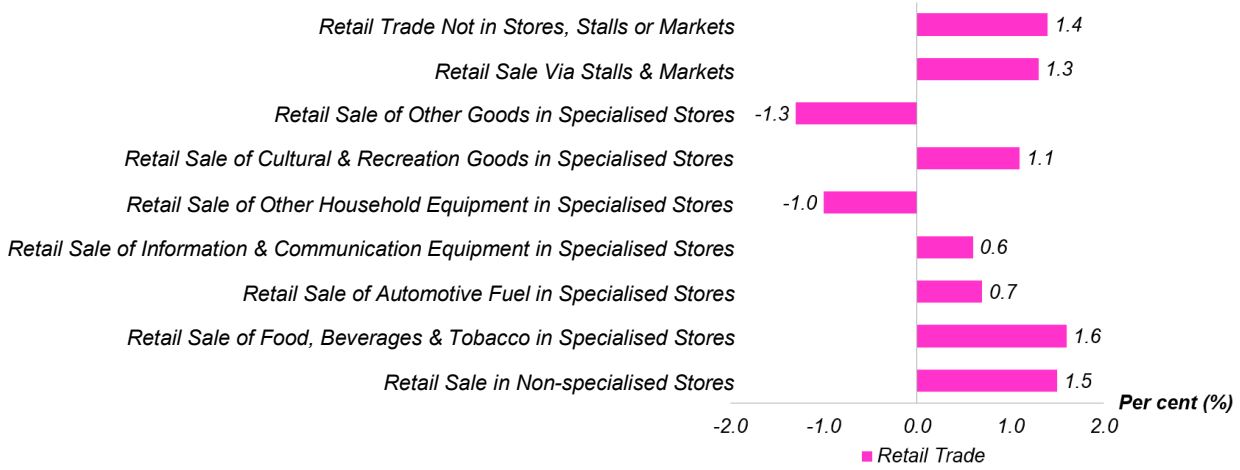

6 Volume Index of Retail Trade

*Volume index of Retail trade grew **6.6 per cent** to **184.9 points** as compared to January 2024. Among the groups that contributed to this growth were Retail sale via stalls & markets (**9.4%**), Retail sale of cultural & recreation goods in specialised stores (**8.4%**), Retail sale of food, beverages & tobacco in specialised stores (**8.3%**), Retail trade not in stores, stalls or markets (**8.1%**), Retail sale of automotive fuel in specialised stores (**7.8%**), Retail sale in non-specialised stores (**7.6%**), and Retail sale of information & communication equipment in specialised stores (**7.5%**), as presented in **Chart 10**.*

*For month-on-month comparison, volume index of Retail trade went up **0.6 per cent**, attributed to Retail sale of food, beverages & tobacco in specialised stores (**1.8%**), Retail sale of information & communication equipment in specialised stores (**1.6%**), Retail sale in non-specialised stores (**1.4%**), Retail sale via stalls & markets (**1.4%**), Retail sale of cultural & recreation goods in specialised stores (**1.3%**), and Retail trade not in stores, stalls or markets (**1.3%**) as portrayed in **Chart 11**. As for seasonally adjusted volume index, this sub-sector increased by **1.8 per cent**.*

***Chart 10:** Annual Growth Rate for Volume Index of Retail Trade by Group, January 2025*

***Chart 11:** Monthly Growth Rate for Volume Index of Retail Trade by Group, January 2025*



MOTOR VEHICLES

7 *Sales of Motor Vehicles*

*The sales value of the motor vehicles sub-sector declined by **-9.1 per cent** year-on-year, driven by a **-22.7 per cent** drop in motor vehicle sales in January 2025 (**Chart 12**).*

*On a monthly basis, this sub-sector recorded a contraction of **-19.4 per cent**, primarily attributed to a **-33.8 per cent** decline in motor vehicle sales (**Chart 13**) .*

***Chart 12:** Annual Growth Rate for Sales Value of Motor Vehicles by Group, January 2025*

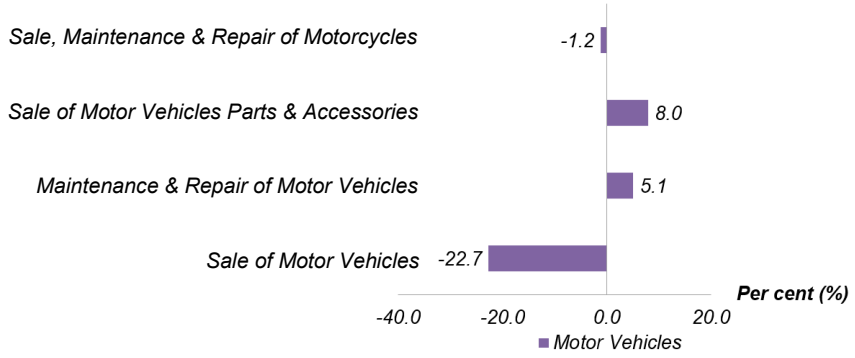

***Chart 13:** Monthly Growth Rate for Sales Value of Motor Vehicles by Group, January 2025*

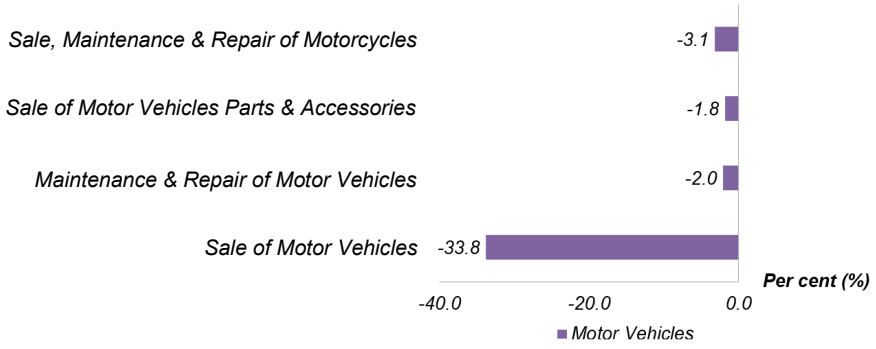

8 Volume Index of Motor Vehicles

*The volume index of motor vehicles declined by **-11.1 per cent** year-on-year, reaching **117.1 points**. This decline was primarily driven by a **-22.6 per cent** drop in motor vehicle sales, as illustrated in **Chart 14**.*

*On a monthly basis, the volume index of motor vehicles fell by **-19.6 per cent** compared to December 2024, with motor vehicle sales experiencing a sharper decline of **-33.9 per cent** (**Chart 15**). Meanwhile, the seasonally adjusted volume index for this sub-sector recorded **8.1 per cent** month-on-month decrease.*

***Chart 14:** Annual Growth Rate for Volume Index of Motor Vehicles by Group, January 2025*

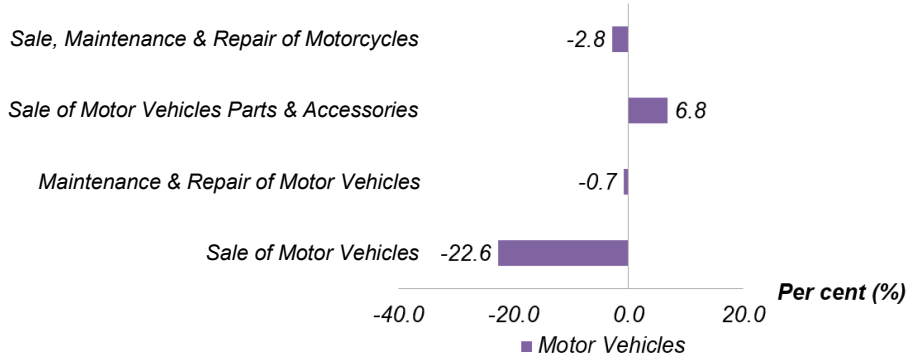

***Chart 15:** Monthly Growth Rate for Volume Index of Motor Vehicles by Group, January 2025*

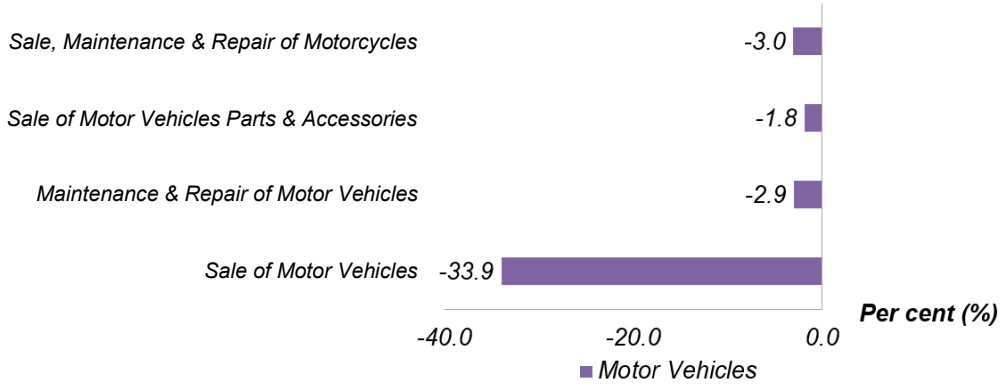

SENARAI JADUAL STATISTIK

LIST OF STATISTICAL TABLES

Muka surat ini sengaja dibiarkan kosong.
This page is deliberately left blank.

JADUAL 1
TABLE

NILAI JUALAN PERDAGANGAN BORONG & RUNCIT MENGIKUT SUBSEKTOR
SALES VALUE OF WHOLESALE & RETAIL TRADE BY SUB-SECTOR

Tahun/ Bulan *Year/ Month*		**Jumlah** *Total*	**Perdagangan Borong** *Wholesale Trade*	**Perdagangan Runcit** *Retail Trade*	**Kenderaan Bermotor** *Motor Vehicles*
		Jualan / *Sales* **(RM Juta/** *million*)			
2019		1,326,446	638,222	537,600	150,624
2020		1,249,415	603,311	511,008	135,096
2021		1,299,424	641,755	533,564	124,105
2022		1,554,518	710,292	661,052	183,173
2023		1,673,607	747,149	720,751	205,706
2024		1,766,036	782,078	764,900	219,058
2024	Jan.	142,407	63,687	61,106	17,615
	Feb.	141,105	62,202	61,532	17,371
	Mac	145,723	64,081	62,830	18,813
	Apr.	144,897	63,837	63,790	17,270
	Mei	147,850	65,112	63,957	18,782
	Jun	145,995	64,892	64,094	17,009
	Jul.	149,031	66,562	63,480	18,988
	Ogos	149,224	66,238	64,120	18,867
	Sep.	148,181	66,471	64,417	17,292
	Okt.	150,118	66,338	64,908	18,873
	Nov.	149,332	66,157	64,847	18,328
	Dis. [r]	152,172	66,502	65,819	19,850
2025	Jan. [p]	148,910	66,783	66,118	16,009
		% Perubahan / *% Changes (YoY)*			
2019		5.9	5.4	7.5	2.7
2020		-5.8	-5.5	-4.9	-10.3
2021		4.0	6.4	4.4	-8.1
2022		19.6	10.7	23.9	47.6
2023		7.7	5.2	9.0	12.3
2024		5.5	4.7	6.1	6.5
2024	Jan.	5.4	5.5	2.6	16.0
	Feb.	5.5	5.2	5.8	5.4
	Mac	5.2	4.0	7.1	3.2
	Apr.	6.6	4.8	5.5	18.1
	Mei	7.1	4.7	8.7	10.5
	Jun	5.4	4.0	7.9	2.0
	Jul.	6.7	5.5	6.4	12.2
	Ogos	4.7	3.7	5.9	4.1
	Sep.	3.8	3.6	5.5	-1.0
	Okt.	5.5	4.8	7.1	2.7
	Nov.	4.7	4.7	5.8	1.4
	Dis. [r]	5.7	5.7	5.4	6.9
2025	Jan. [p]	4.6	4.9	8.2	-9.1
		% Perubahan / *% Changes (MoM)*			
2024	Jan.	-1.1	1.2	-2.1	-5.1
	Feb.	-0.9	-2.3	0.7	-1.4
	Mac	3.3	3.0	2.1	8.3
	Apr.	-0.6	-0.4	1.5	-8.2
	Mei	2.0	2.0	0.3	8.8
	Jun	-1.3	-0.3	0.2	-9.4
	Jul.	2.1	2.6	-1.0	11.6
	Ogos	0.1	-0.5	1.0	-0.6
	Sep.	-0.7	0.4	0.5	-8.3
	Okt.	1.3	-0.2	0.8	9.1
	Nov.	-0.5	-0.3	-0.1	-2.9
	Dis. [r]	1.9	0.5	1.5	8.3
2025	Jan. [p]	-2.1	0.4	0.5	-19.4

JADUAL / *TABLE* | 2

INDEKS VOLUM PERDAGANGAN BORONG & RUNCIT TIDAK DISELARASKAN MUSIM MENGIKUT SUBSEKTOR (2015=100)

NON-SEASONALLY ADJUSTED VOLUME INDEX OF WHOLESALE & RETAIL TRADE BY SUB-SECTOR (2015=100)

Tahun/ Bulan *Year/ Month*		**Jumlah** *Total*	**Perdagangan Borong** *Wholesale Trade*	**Perdagangan Runcit** *Retail Trade*	**Kenderaan Bermotor** *Motor Vehicles*
Wajaran / *Weight*		**100.0**	**44.9**	**40.9**	**14.2**
2019		129.5	128.5	139.5	104.6
2020		121.6	121.8	131.0	94.0
2021		124.3	126.5	135.6	85.2
2022		142.1	131.1	161.6	118.6
2023		150.1	137.2	171.6	129.2
2024		156.6	142.9	179.2	135.5
2024	Jan.	152.3	139.9	173.5	131.8
	Feb.	151.2	136.6	174.5	130.2
	Mac	155.1	139.5	177.6	140.2
	Apr.	154.0	138.7	179.2	129.1
	Mei	156.8	141.9	179.3	140.1
	Jun	155.5	142.3	179.8	126.9
	Jul.	158.2	146.0	178.1	141.1
	Ogos	158.6	145.7	179.7	139.9
	Sep.	158.0	146.7	181.0	127.6
	Okt.	159.9	146.8	182.0	138.9
	Nov.	158.7	145.5	181.7	134.5
	Dis. [r]	161.0	145.3	183.9	145.7
2025	Jan. [p]	158.1	146.1	184.9	117.1
		% Perubahan / *% Changes (YoY)*			
2019		6.1	4.6	8.2	3.5
2020		-6.1	-5.2	-6.1	-10.1
2021		2.3	3.8	3.5	-9.4
2022		14.3	3.6	19.2	39.2
2023		5.6	4.7	6.2	9.0
2024		4.3	4.1	4.4	4.9
2024	Jan.	3.5	4.0	1.4	12.1
	Feb.	3.9	4.4	4.6	2.6
	Mac	3.5	2.2	5.4	0.3
	Apr.	4.5	2.7	3.5	17.1
	Mei	5.7	3.4	6.8	9.6
	Jun	4.5	3.2	6.3	1.2
	Jul.	5.5	5.2	4.6	10.8
	Ogos	3.8	3.8	4.0	2.8
	Sep.	3.5	4.8	3.8	-2.4
	Okt.	5.1	6.1	5.0	1.6
	Nov.	3.9	4.7	4.1	0.2
	Dis. [r]	4.4	5.0	3.6	5.5
2025	Jan. [p]	3.8	4.5	6.6	-11.1
		% Perubahan / *% Changes (MoM)*			
2024	Jan.	-1.3	1.1	-2.3	-4.6
	Feb.	-0.8	-2.3	0.6	-1.2
	Mac	2.6	2.1	1.8	7.6
	Apr.	-0.7	-0.6	0.9	-7.9
	Mei	1.8	2.3	0.1	8.5
	Jun	-0.8	0.3	0.3	-9.4
	Jul.	1.7	2.6	-1.0	11.2
	Ogos	0.3	-0.2	0.9	-0.9
	Sep.	-0.3	0.7	0.8	-8.8
	Okt.	1.2	0.1	0.5	8.8
	Nov.	-0.8	-0.9	-0.2	-3.1
	Dis. [r]	1.5	-0.1	1.2	8.3
2025	Jan. [p]	-1.8	0.5	0.6	-19.6

JADUAL / *TABLE* | 3

INDEKS VOLUM PERDAGANGAN BORONG & RUNCIT PELARASAN MUSIM MENGIKUT SUBSEKTOR (2015=100)

SEASONALLY ADJUSTED VOLUME INDEX OF WHOLESALE & RETAIL TRADE BY SUB-SECTOR (2015=100)

Tahun/ Bulan *Year/ Month*		**Jumlah** *Total*	**Perdagangan Borong** *Wholesale Trade*	**Perdagangan Runcit** *Retail Trade*	**Kenderaan Bermotor** *Motor Vehicles*
Wajaran / *Weight*		**100.0**	**44.9**	**40.9**	**14.2**
2021		124.3	126.6	135.5	82.7
2022		142.2	131.2	161.5	120.5
2023		150.2	137.3	171.6	131.3
2024	Jan.	151.9	137.9	172.8	134.0
	Feb.	154.2	139.9	177.4	130.4
	Mac	153.5	140.0	177.9	117.5
	Apr.	152.2	139.1	178.0	119.5
	Mei	158.4	142.5	177.5	169.5
	Jun	157.2	143.0	180.1	143.1
	Jul.	161.3	147.1	180.5	163.0
	Ogos	160.8	145.6	181.8	154.4
	Sep.	158.9	145.6	181.8	136.2
	Okt.	158.8	145.8	181.4	134.5
	Nov.	156.4	145.1	180.1	125.2
	Dis. [r]	156.9	144.6	180.8	128.7
2025	Jan. [p]	157.6	143.8	184.2	118.2
% Perubahan / *% Changes (MoM)*					
2021		2.2	3.9	3.7	-13.4
2022		14.4	3.6	19.2	45.6
2023		5.6	4.7	6.2	9.0
2024	Jan.	0.7	0.2	-1.1	5.8
	Feb.	1.5	1.5	2.7	-2.7
	Mac	-0.4	0.1	0.3	-9.9
	Apr.	-0.8	-0.6	0.1	1.7
	Mei	4.1	2.4	-0.3	41.8
	Jun	-0.8	0.3	1.4	-15.6
	Jul.	2.6	2.9	0.2	13.9
	Ogos	-0.3	-1.0	0.7	-5.3
	Sep.	-1.2	0.0	0.0	-11.8
	Okt.	-0.06	0.1	-0.2	-1.3
	Nov.	-1.5	-0.5	-0.7	-6.9
	Dis. [r]	0.3	-0.4	0.4	2.8
2025	Jan. [p]	0.4	-0.5	1.8	-8.1

JADUAL 4 / *TABLE*

NILAI JUALAN PERDAGANGAN BORONG MENGIKUT KUMPULAN

SALES VALUE OF WHOLESALE TRADE BY GROUP

Tahun/ Bulan		**Jumlah**	**Jual Borong Berdasarkan Kontrak atau Yuran**	**Jual Borong Bahan Mentah Pertanian dan Haiwan Hidup**	**Jualan Borong Makanan, Minuman dan Tembakau**
Year/ Month		*Total*	*Wholesale on a Fee or Contract Basis*	*Wholesale of Agricultural Raw Materials and Live Animals*	*Wholesale of Food, Beverages and Tobacco*
Kod/ *Code*		46	461	462	463
Jualan / *Sales* **(RM Juta/** *million*)					
2019		638,222	11,988	50,948	116,493
2020		603,311	11,178	50,992	120,619
2021		641,755	10,585	54,148	127,832
2022		710,292	12,297	62,309	137,229
2023		747,149	13,159	67,216	147,046
2024		782,078	13,704	72,088	156,467
2024	Jan.	63,687	1,096	5,505	13,209
	Feb.	62,202	1,098	5,477	12,470
	Mac	64,081	1,097	5,685	13,018
	Apr.	63,837	1,138	5,793	12,888
	Mei	65,112	1,133	6,066	13,043
	Jun	64,892	1,156	5,884	13,004
	Jul.	66,562	1,159	6,178	13,238
	Ogos	66,238	1,151	6,159	13,119
	Sep.	66,471	1,154	6,147	13,276
	Okt.	66,338	1,159	6,153	13,064
	Nov.	66,157	1,162	6,412	12,985
	Dis. [r]	66,502	1,203	6,630	13,154
2025	Jan. [p]	66,783	1,152	5,960	13,864
% Perubahan / *% Changes (YoY)*					
2019		5.4	4.2	2.7	6.1
2020		-5.5	-6.8	0.1	3.5
2021		6.4	-5.3	6.2	6.0
2022		10.7	16.2	15.1	7.4
2023		5.2	7.0	7.9	7.2
2024		4.7	4.1	7.2	6.4
2024	Jan.	5.5	2.1	4.2	4.6
	Feb.	5.2	0.8	5.6	4.0
	Mac	4.0	2.0	3.2	5.4
	Apr.	4.8	3.2	6.7	6.6
	Mei	4.7	2.2	3.9	6.2
	Jun	4.0	2.9	7.9	6.7
	Jul.	5.5	7.4	7.7	8.1
	Ogos	3.7	5.5	7.8	7.0
	Sep.	3.6	7.3	4.0	7.9
	Okt.	4.8	6.4	7.9	8.9
	Nov.	4.7	3.1	13.7	5.2
	Dis. [r]	5.7	7.0	13.9	6.3
2025	Jan. [p]	4.9	5.2	8.3	5.0
% Perubahan / **%** *Changes (MoM)*					
2024	Jan.	1.2	-2.5	-5.4	6.7
	Feb.	-2.3	0.2	-0.5	-5.6
	Mac	3.0	-0.1	3.8	4.4
	Apr.	-0.4	3.8	1.9	-1.0
	Mei	2.0	-0.5	4.7	1.2
	Jun	-0.3	2.1	-3.0	-0.3
	Jul.	2.6	0.2	5.0	1.8
	Ogos	-0.5	-0.7	-0.3	-0.9
	Sep.	0.4	0.3	-0.2	1.2
	Okt.	-0.2	0.4	0.1	-1.6
	Nov.	-0.3	0.3	4.2	-0.6
	Dis. [r]	0.5	3.5	3.4	1.3
2025	Jan. [p]	0.4	-4.2	-10.1	5.4

JADUAL 4 | TABLE

NILAI JUALAN PERDAGANGAN BORONG MENGIKUT KUMPULAN (SAMB.)

SALES VALUE OF WHOLESALE TRADE BY GROUP (CONT.)

Tahun/ Bulan *Year/ Month*		**Jualan Borong Barangan Isi Rumah** *Wholesale of Household Goods*	**Jualan Borong Jentera, Peralatan dan Bekalan** *Wholesale of Machinery, Equipment and Supplies*	**Lain-lain Pengkhususan Jualan Borong** *Other Specialised Wholesale*	**Perdagangan Borong Tanpa Pengkhususan** *Non-specialised Wholesale Trade*
Kod/ *Code*		464	465	466	469
Jualan / *Sales* **(RM Juta/** *million*)					
2019		123,866	54,059	263,970	16,898
2020		122,551	51,203	230,006	16,761
2021		123,437	53,242	254,103	18,408
2022		144,920	57,836	276,122	19,580
2023		155,081	59,171	284,519	20,957
2024		163,337	62,347	291,853	22,281
2024	Jan.	13,181	4,916	24,023	1,756
	Feb.	13,010	4,705	23,711	1,731
	Mac	13,439	4,982	24,067	1,792
	Apr.	13,319	4,958	23,922	1,819
	Mei	13,705	5,161	24,137	1,868
	Jun	13,677	5,145	24,113	1,913
	Jul.	13,814	5,418	24,813	1,943
	Ogos	13,925	5,326	24,664	1,895
	Sep.	13,952	5,539	24,491	1,912
	Okt.	14,022	5,406	24,663	1,872
	Nov.	13,798	5,401	24,515	1,885
	Dis. r	13,494	5,390	24,735	1,896
2025	Jan. p	13,886	5,417	24,636	1,868
% Perubahan / *% Changes (YoY)*					
2019		6.1	2.5	6.1	3.3
2020		-1.1	-5.3	-12.9	-0.8
2021		0.7	4.0	10.5	9.8
2022		17.4	8.6	8.7	6.4
2023		7.0	2.3	3.0	7.0
2024		5.3	5.4	2.6	6.3
2024	Jan.	2.9	4.5	8.3	4.3
	Feb.	3.7	1.7	7.4	5.4
	Mac	3.5	1.4	4.5	2.5
	Apr.	4.4	2.6	4.2	4.7
	Mei	6.5	1.8	4.0	4.3
	Jun	5.6	2.4	1.2	6.2
	Jul.	8.2	10.2	1.0	9.4
	Ogos	6.7	7.2	-1.4	8.1
	Sep.	7.9	9.6	-2.6	8.2
	Okt.	5.1	8.3	0.9	7.3
	Nov.	5.0	7.9	1.4	6.6
	Dis. r	4.4	6.5	3.6	8.6
2025	Jan. p	5.3	10.2	2.6	6.4
% Perubahan / **%** *Changes (MoM)*					
2024	Jan.	2.0	-2.9	0.6	0.6
	Feb.	-1.3	-4.3	-1.3	-1.4
	Mac	3.3	5.9	1.5	3.5
	Apr.	-0.9	-0.5	-0.6	1.5
	Mei	2.9	4.1	0.9	2.7
	Jun	-0.2	-0.3	-0.1	2.4
	Jul.	1.0	5.3	2.9	1.6
	Ogos	0.8	-1.7	-0.6	-2.5
	Sep.	0.2	4.0	-0.7	0.9
	Okt.	0.5	-2.4	0.7	-2.1
	Nov.	-1.6	-0.1	-0.6	0.7
	Dis. r	-2.2	-0.2	0.9	0.6
2025	Jan. p	2.9	0.5	-0.4	-1.5

JADUAL | **5**
TABLE

INDEKS VOLUM PERDAGANGAN BORONG TIDAK DISELARASKAN MUSIM MENGIKUT KUMPULAN (2015=100)
NON-SEASONALLY ADJUSTED VOLUME INDEX OF WHOLESALE TRADE BY GROUP (2015=100)

Tahun/ Bulan *Year/ Month*		**Jumlah** *Total*	**Jual Borong Berdasar Kontrak atau Yuran** *Wholesale on a Fee or Contract Basis*	**Jual Borong Bahan Mentah Pertanian dan Haiwan Hidup** *Wholesale of Agricultural Raw Materials and Live Animals*	**Jualan Borong Makanan, Minuman dan Tembakau** *Wholesale of Food, Beverages and Tobacco*
Kod/ *Code*		46	461	462	463
Wajaran/ *Weighted*		**100.0**	**2.2**	**9.3**	**17.0**
2019		128.5	117.3	118.2	128.7
2020		121.8	110.5	117.9	132.4
2021		126.5	101.6	119.6	138.4
2022		131.1	109.8	129.6	141.6
2023		137.2	118.4	142.6	150.1
2024		142.9	125.7	153.7	159.1
2024	Jan.	139.9	120.6	141.7	163.5
	Feb.	136.6	121.3	140.5	153.4
	Mac	139.5	120.0	145.3	159.7
	Apr.	138.7	125.1	148.0	156.6
	Mei	141.9	124.3	153.7	158.2
	Jun	142.3	127.7	150.0	158.9
	Jul.	146.0	127.2	158.2	162.4
	Ogos	145.7	127.0	159.0	160.3
	Sep.	146.7	127.4	158.6	161.5
	Okt.	146.8	127.6	158.3	158.9
	Nov.	145.5	127.8	163.7	157.1
	Dis. [r]	145.3	131.9	167.5	159.1
2025	Jan. [p]	146.1	126.0	150.0	167.3
% Perubahan / *% Changes (YoY)*					
2019		4.6	3.6	5.4	6.9
2020		-5.2	-5.8	-0.3	2.9
2021		3.8	-8.1	1.4	4.5
2022		3.6	8.1	8.4	2.3
2023		4.7	7.8	10.0	6.0
2024		4.1	6.1	7.8	6.1
2024	Jan.	4.0	1.5	4.8	3.5
	Feb.	4.4	2.8	6.3	4.2
	Mac	2.2	2.9	3.9	6.2
	Apr.	2.7	4.4	7.7	7.1
	Mei	3.4	3.4	4.3	6.7
	Jun	3.2	5.3	8.7	8.2
	Jul.	5.2	9.2	7.9	9.0
	Ogos	3.8	9.0	9.1	6.2
	Sep.	4.8	11.7	5.4	6.9
	Okt.	6.1	11.0	9.4	7.6
	Nov.	4.7	5.2	13.9	2.9
	Dis. [r]	5.0	7.5	12.0	4.5
2025	Jan. [p]	4.5	4.5	5.9	2.3
% Perubahan / *% Changes (MoM)*					
2024	Jan.	1.1	-1.7	-5.2	7.4
	Feb.	-2.3	0.6	-0.8	-6.2
	Mac	2.1	-1.1	3.4	4.1
	Apr.	-0.6	4.3	1.9	-2.0
	Mei	2.3	-0.6	3.8	1.0
	Jun	0.3	2.7	-2.4	0.5
	Jul.	2.6	-0.5	5.5	2.2
	Ogos	-0.2	-0.1	0.5	-1.3
	Sep.	0.7	0.3	-0.2	0.7
	Okt.	0.1	0.2	-0.2	-1.6
	Nov.	-0.9	0.1	3.4	-1.1
	Dis. [r]	-0.1	3.3	2.3	1.2
2025	Jan. [p]	0.5	-4.5	-10.4	5.2

JADUAL 5 | **INDEKS VOLUM PERDAGANGAN BORONG TIDAK DISELARASKAN MUSIM MENGIKUT KUMPULAN (2015=100)**
TABLE | *NON-SEASONALLY ADJUSTED VOLUME INDEX OF WHOLESALE TRADE BY GROUP (2015=100)*

Tahun/ Bulan *Year/ Month*	**Jualan Borong Barangan Isi Rumah** *Wholesale of Household Goods*	**Jualan Borong Jentera, Peralatan dan Bekalan** *Wholesale of Machinery, Equipment and Supplies*	**Lain-lain Pengkhususan Jualan Borong** *Other Specialised Wholesale*	**Perdagangan Borong Tanpa Pengkhususan** *Non-specialised Wholesale Trade*
Kod/ *Code*	464	465	466	469
Wajaran/ *Weighted*	**17.4**	**12.2**	**39.0**	**2.9**
2019	124.1	119.0	139.3	119.3
2020	123.3	112.8	122.4	118.4
2021	125.8	117.4	129.7	129.6
2022	143.3	122.8	125.7	130.7
2023	150.0	123.7	130.2	137.3
2024	154.5	127.5	134.6	145.0
2024 Jan.	151.0	121.2	131.8	136.3
Feb.	149.3	115.6	130.5	134.7
Mac	152.2	120.9	131.0	139.3
Apr.	150.3	118.6	130.8	141.2
Mei	155.1	125.1	132.5	145.1
Jun	154.5	124.5	133.9	148.4
Jul.	156.9	132.6	137.1	151.6
Ogos	157.7	131.4	137.3	148.0
Sep.	158.0	136.6	137.5	149.5
Okt.	159.7	134.2	138.9	147.1
Nov.	156.6	134.9	136.7	148.6
Dis. [r]	152.5	134.2	137.5	149.5
2025 Jan. [p]	156.6	134.7	136.3	147.0
% Perubahan / *% Changes (YoY)*				
2019	6.9	1.3	3.8	4.2
2020	-0.7	-5.2	-12.1	-0.7
2021	2.0	4.0	6.0	9.4
2022	14.0	4.7	-3.1	0.8
2023	4.7	0.7	3.6	5.0
2024	3.0	3.1	3.4	5.6
2024 Jan.	0.8	1.0	9.5	2.6
Feb.	2.0	-1.4	9.3	3.8
Mac	0.5	-1.9	3.0	0.6
Apr.	0.8	-3.6	3.3	2.7
Mei	3.4	-2.2	3.5	3.0
Jun	2.8	-0.5	0.7	5.0
Jul.	6.4	8.8	-0.7	9.0
Ogos	4.5	6.4	-1.1	7.5
Sep.	5.4	7.7	0.4	7.8
Okt.	3.6	8.0	5.6	7.4
Nov.	3.2	7.8	3.9	7.3
Dis. [r]	2.2	6.9	5.0	10.3
2025 Jan. [p]	3.7	11.1	3.4	7.8
% Perubahan / *% Changes (MoM)*				
2024 Jan.	1.2	-3.4	0.7	0.6
Feb.	-1.1	-4.7	-1.0	-1.2
Mac	1.9	4.6	0.4	3.4
Apr.	-1.2	-1.9	-0.1	1.4
Mei	3.2	5.5	1.3	2.8
Jun	-0.4	-0.5	1.0	2.3
Jul.	1.6	6.5	2.4	2.2
Ogos	0.5	-0.9	0.1	-2.4
Sep.	0.2	4.0	0.1	1.0
Okt.	1.0	-1.8	1.0	-1.6
Nov.	-1.9	0.5	-1.6	1.0
Dis. [r]	-2.6	-0.5	0.5	0.5
2025 Jan. [p]	2.7	0.4	-0.8	-1.6

JADUAL / *TABLE* | 6

NILAI JUALAN PERDAGANGAN RUNCIT MENGIKUT KUMPULAN
SALES VALUE OF RETAIL TRADE BY GROUP

Tahun/ Bulan *Year/ Month*	**Jumlah** *Total*	**Jualan Runcit di Kedai Bukan Pengkhususan** *Retail Sale in Non-specialised Stores*	**Jualan Runcit Makanan, Minuman dan Tembakau di Kedai Pengkhususan** *Retail Sale of Food, Beverages and Tobacco in Specialised Stores*	**Jualan Runcit di Kedai Khusus yang Menjual Bahan Api Kenderaan** *Retail Sale of Automotive Fuel in Specialised Stores*	**Jualan Runcit di Kedai Khusus yang Menjual Peralatan Komunikasi dan Maklumat** *Retail Sale of Information and Communication Equipment in Specialised Stores*
Kod/ *Code*	47	471	472	473	474
Jualan / *Sales* **(RM Juta/** *million*)					
2019	537,600	184,934	31,110	44,610	54,180
2020	511,008	188,817	32,749	38,654	50,982
2021	533,564	193,534	34,419	40,817	54,628
2022	661,052	245,497	39,654	58,539	59,562
2023	720,751	274,937	44,948	66,748	59,724
2024	764,900	293,886	48,321	70,402	60,018
2024 Jan.	61,106	23,220	3,860	5,594	4,884
Feb.	61,532	23,615	3,895	5,633	4,825
Mac	62,830	24,229	3,961	5,734	4,897
Apr.	63,790	24,665	4,021	5,903	4,932
Mei	63,957	24,887	4,037	5,938	4,882
Jun	64,094	24,762	4,069	5,879	4,868
Jul.	63,480	24,431	4,000	5,926	5,140
Ogos	64,120	24,773	4,052	5,962	5,109
Sep.	64,417	24,649	4,101	5,932	5,163
Okt.	64,908	24,895	4,117	5,997	5,086
Nov.	64,847	24,671	4,076	5,913	5,126
Dis. [r]	65,819	25,091	4,133	5,990	5,106
2025 Jan. [p]	66,118	25,467	4,199	6,032	5,136
% Perubahan / *% Changes (YoY)*					
2019	7.5	8.8	9.0	4.1	4.1
2020	-4.9	2.1	5.3	-13.4	-5.9
2021	4.4	2.5	5.1	5.6	7.2
2022	23.9	26.8	15.2	43.4	9.0
2023	9.0	12.0	13.3	14.0	0.3
2024	6.1	6.9	7.5	5.5	0.5
2024 Jan.	2.6	2.2	6.2	1.0	-2.4
Feb.	5.8	6.7	8.0	3.4	-2.6
Mac	7.1	8.4	8.6	4.0	-1.8
Apr.	5.5	5.2	7.2	4.9	0.4
Mei	8.7	10.7	9.6	8.1	-2.2
Jun	7.9	8.8	8.7	5.0	-1.7
Jul.	6.4	7.7	6.5	7.1	2.5
Ogos	5.9	7.8	6.8	5.3	2.4
Sep.	5.5	6.2	7.2	6.7	2.0
Okt.	7.1	8.5	9.0	7.3	1.8
Nov.	5.8	5.5	6.5	6.3	4.2
Dis. [r]	5.4	5.4	6.0	6.5	3.1
2025 Jan. [p]	8.2	9.7	8.8	7.8	5.2
% Perubahan / **%** *Changes (MoM)*					
2024 Jan.	-2.1	-2.5	-1.0	-0.5	-1.4
Feb.	0.7	1.7	0.9	0.7	-1.2
Mac	2.1	2.6	1.7	1.8	1.5
Apr.	1.5	1.8	1.5	2.9	0.7
Mei	0.3	0.9	0.4	0.6	-1.0
Jun	0.2	-0.5	0.8	-1.0	-0.3
Jul.	-1.0	-1.3	-1.7	0.8	5.6
Ogos	1.0	1.4	1.3	0.6	-0.6
Sep.	0.5	-0.5	1.2	-0.5	1.1
Okt.	0.8	1.0	0.4	1.1	-1.5
Nov.	-0.1	-0.9	-1.0	-1.4	0.8
Dis. [r]	1.5	1.7	1.4	1.3	-0.4
2025 Jan. [p]	0.5	1.5	1.6	0.7	0.6

JADUAL TABLE | 6

NILAI JUALAN PERDAGANGAN RUNCIT MENGIKUT KUMPULAN (SAMB.)
SALES VALUE OF RETAIL TRADE BY GROUP (CONT.)

Tahun/ Bulan *Year/ Month*	**Jualan Runcit di Kedai Khusus yang Menjual Peralatan Lain Isi Rumah** *Retail Sale of Other Household Equipment in Specialised Stores*	**Jualan Runcit di Kedai Khusus yang Menjual Barangan Kesenian dan Rekreasi** *Retail Sale of Cultural and Recreation Goods in Specialised Stores*	**Jualan Runcit di Kedai Khusus yang Menjual Barang Lain** *Retail Sale of Other Goods in Specialised Stores*	**Jualan Runcit di Gerai dan Pasar** *Retail Sale Via Stalls and Markets*	**Jualan Runcit Bukan di Kedai, Gerai atau Pasar** *Retail Trade Not in Stores, Stalls or Markets*
Kod/ *Code*	475	476	477	478	479
Jualan / *Sales* (**RM Juta**/ *million*)					
2019	71,463	29,574	115,785	1,553	4,391
2020	64,505	26,057	102,815	1,670	4,759
2021	69,443	27,990	105,218	1,807	5,709
2022	81,944	31,567	135,104	2,141	7,043
2023	84,553	31,611	148,500	2,347	7,383
2024	88,117	32,944	160,885	2,473	7,853
2024 Jan.	7,208	2,634	12,892	195	618
Feb.	7,064	2,658	13,034	196	612
Mac	7,184	2,711	13,269	199	645
Apr.	7,278	2,654	13,481	204	654
Mei	7,300	2,683	13,367	204	658
Jun	7,402	2,718	13,528	207	661
Jul.	7,335	2,761	13,014	209	665
Ogos	7,306	2,811	13,222	210	676
Sep.	7,445	2,822	13,433	212	661
Okt.	7,467	2,834	13,635	213	664
Nov.	7,504	2,808	13,866	211	671
Dis. [r]	7,624	2,850	14,144	213	669
2025 Jan. [p]	7,548	2,882	13,960	216	678
% Perubahan / *% Changes (YoY)*					
2019	6.3	7.8	8.8	8.4	6.2
2020	-9.7	-11.9	-11.2	7.5	8.4
2021	7.7	7.4	2.3	8.2	20.0
2022	18.0	12.8	28.4	18.5	23.4
2023	3.2	0.1	9.9	9.6	4.8
2024	4.2	4.2	8.3	5.4	6.4
2024 Jan.	3.3	1.1	4.9	2.0	0.7
Feb.	4.0	5.4	9.5	3.3	1.0
Mac	4.8	6.3	10.9	3.2	6.3
Apr.	4.7	5.0	8.4	4.0	6.4
Mei	5.3	3.4	12.8	5.9	8.0
Jun	7.3	3.1	12.6	6.1	8.1
Jul.	4.6	3.9	6.6	6.5	9.2
Ogos	2.7	4.8	5.8	5.6	9.4
Sep.	3.8	4.6	5.7	7.9	6.2
Okt.	3.7	4.4	8.4	8.4	7.4
Nov.	3.1	4.0	8.2	5.9	7.6
Dis. [r]	3.4	4.5	7.0	5.5	5.9
2025 Jan. [p]	4.7	9.4	8.3	10.8	9.6
% Perubahan / *% Changes (MoM)*					
2024 Jan.	-2.2	-3.4	-2.5	-3.5	-2.0
Feb.	-2.0	0.9	1.1	0.7	-1.0
Mac	1.7	2.0	1.8	1.1	5.4
Apr.	1.3	-2.1	1.6	2.5	1.3
Mei	0.3	1.1	-0.8	0.3	0.7
Jun	1.4	1.3	1.2	1.5	0.4
Jul.	-0.9	1.6	-3.8	0.7	0.6
Ogos	-0.4	1.8	1.6	0.6	1.6
Sep.	1.9	0.4	1.6	1.1	-2.2
Okt.	0.3	0.4	1.5	0.6	0.5
Nov.	0.5	-0.9	1.7	-1.2	1.1
Dis. [r]	1.6	1.5	2.0	1.1	-0.4
2025 Jan. [p]	-1.0	1.1	-1.3	1.3	1.4

JADUAL 7 / *TABLE*

INDEKS VOLUM PERDAGANGAN RUNCIT TIDAK DISELARASKAN MUSIM MENGIKUT KUMPULAN (2015=100)

NON-SEASONALLY ADJUSTED VOLUME INDEX OF RETAIL TRADE BY GROUP (2015=100)

Tahun/ Bulan *Year/ Month*		**Jumlah** *Total*	**Jualan Runcit di Kedai Bukan Pengkhususan** *Retail Sale in Non-specialised Stores*	**Jualan Runcit Makanan, Minuman dan Tembakau di Kedai Pengkhususan** *Retail Sale of Food, Beverages and Tobacco in Specialised Stores*	**Jualan Runcit di Kedai Khusus yang Menjual Bahan Api Kenderaan** *Retail Sale of Automotive Fuel in Specialised Stores*	**Jualan Runcit di Kedai Khusus yang Menjual Peralatan Komunikasi dan Maklumat** *Retail Sale of Information and Communication Equipment in Specialised Stores*
Kod/ *Code*		47	471	472	473	474
Wajaran/ *Weighted*		**100.0**	**33.6**	**5.5**	**10.3**	**9.3**
2019		139.5	136.6	140.3	144.9	145.9
2020		131.0	138.9	146.9	127.4	138.5
2021		135.6	141.7	152.9	125.5	147.0
2022		161.6	175.1	170.9	173.9	158.8
2023		171.6	192.3	187.8	200.9	161.2
2024		179.2	202.2	200.2	211.0	163.5
2024	Jan.	173.5	192.7	191.9	201.5	159.0
	Feb.	174.5	196.0	194.0	203.1	157.8
	Mac	177.6	201.5	197.3	206.4	159.4
	Apr.	179.2	205.0	200.4	212.2	162.1
	Mei	179.3	206.4	200.7	213.7	160.4
	Jun	179.8	203.9	201.2	210.2	159.3
	Jul.	178.1	201.5	199.3	211.6	166.9
	Ogos	179.7	204.8	202.2	213.1	165.9
	Sep.	181.0	203.5	204.1	213.6	168.0
	Okt.	182.0	204.6	205.0	216.7	166.5
	Nov.	181.7	201.6	202.4	213.4	169.0
	Dis. [r]	183.9	204.4	204.1	216.5	168.1
2025	Jan. [p]	184.9	207.3	207.7	217.2	170.9
% Perubahan / *% Changes (YoY)*						
2019		8.2	8.4	8.4	7.7	9.4
2020		-6.1	1.7	4.7	-12.1	-5.1
2021		3.5	2.0	4.1	-1.5	6.2
2022		19.2	23.6	11.8	38.6	8.0
2023		6.2	9.9	9.9	15.5	1.5
2024		4.4	5.1	6.6	5.0	1.4
2024	Jan.	1.4	0.8	4.8	0.7	-1.0
	Feb.	4.6	4.9	7.0	3.2	-1.3
	Mac	5.4	6.3	7.8	3.5	-0.9
	Apr.	3.5	3.2	5.9	4.2	2.7
	Mei	6.8	9.0	8.5	7.5	-0.1
	Jun	6.3	6.6	7.3	3.8	-0.3
	Jul.	4.6	6.1	6.2	5.8	2.6
	Ogos	4.0	6.3	6.5	4.3	2.1
	Sep.	3.8	4.9	6.7	6.2	1.9
	Okt.	5.0	6.8	8.3	7.6	2.2
	Nov.	4.1	3.4	5.5	6.6	5.3
	Dis. [r]	3.6	3.2	5.1	6.9	4.0
2025	Jan. [p]	6.6	7.6	8.3	7.8	7.5
% Perubahan / *% Changes (MoM)*						
2024	Jan.	-2.3	-2.7	-1.2	-0.5	-1.6
	Feb.	0.6	1.7	1.1	0.8	-0.7
	Mac	1.8	2.8	1.7	1.7	1.0
	Apr.	0.9	1.8	1.6	2.8	1.7
	Mei	0.1	0.6	0.1	0.7	-1.1
	Jun	0.3	-1.2	0.2	-1.7	-0.6
	Jul.	-1.0	-1.2	-0.9	0.6	4.7
	Ogos	0.9	1.6	1.4	0.7	-0.6
	Sep.	0.8	-0.7	1.0	0.2	1.3
	Okt.	0.5	0.5	0.4	1.5	-0.8
	Nov.	-0.2	-1.4	-1.3	-1.6	1.5
	Dis. [r]	1.2	1.4	0.8	1.5	-0.6
2025	Jan. [p]	0.6	1.4	1.8	0.3	1.6

JADUAL / *TABLE* 7

INDEKS VOLUM PERDAGANGAN RUNCIT TIDAK DISELARASKAN MUSIM MENGIKUT KUMPULAN (2015=100)

NON-SEASONALLY ADJUSTED VOLUME INDEX OF RETAIL TRADE BY GROUP (2015=100)

Tahun/ Bulan *Year/ Month*	**Jualan Runcit di Kedai Khusus yang Menjual Peralatan Lain Isi Rumah** *Retail Sale of Other Household Equipment in Specialised Stores*	**Jualan Runcit di Kedai Khusus yang Menjual Barangan Kesenian dan Rekreasi** *Retail Sale of Cultural and Recreation Goods in Specialised Stores*	**Jualan Runcit di Kedai Khusus yang Menjual Barang Lain** *Retail Sale of Other Goods in Specialised Stores*	**Jualan Runcit di Gerai dan Pasar** *Retail Sale Via Stalls and Markets*	**Jualan Runcit Bukan di Kedai, Gerai atau Pasar** *Retail Trade Not in Stores, Stalls or Markets*
Kod/ *Code*	475	476	477	478	479
Wajaran/ *Weighted*	**15.2**	**4.8**	**20.0**	**0.3**	**1.0**
2019	127.6	139.6	145.1	134.9	129.2
2020	114.6	122.5	127.9	142.9	140.5
2021	119.5	129.4	130.4	151.5	164.9
2022	134.7	147.1	165.0	176.5	198.3
2023	137.8	146.0	177.7	190.0	204.0
2024	143.4	152.0	185.5	198.5	213.8
2024 Jan.	141.4	146.5	181.3	189.2	204.0
Feb.	138.1	148.3	183.2	190.3	200.4
Mac	140.4	151.8	185.2	192.2	211.6
Apr.	142.2	147.3	185.4	196.4	214.2
Mei	142.6	149.5	184.4	196.8	215.1
Jun	144.1	150.1	187.5	199.5	215.4
Jul.	143.0	151.7	181.5	200.8	217.0
Ogos	142.6	154.9	183.2	202.0	220.3
Sep.	145.5	155.9	185.8	204.3	215.3
Okt.	145.8	156.8	187.6	204.8	216.2
Nov.	146.3	155.0	188.9	201.9	218.2
Dis. [r]	148.3	156.8	192.2	204.0	217.8
2025 Jan. [p]	147.1	158.9	191.5	206.9	220.6
% Perubahan / *% Changes (YoY)*					
2019	5.1	8.0	9.3	8.6	7.0
2020	-10.2	-12.3	-11.8	6.0	8.8
2021	4.3	5.6	2.0	6.0	17.3
2022	12.7	13.7	26.5	16.5	20.3
2023	2.3	-0.7	7.7	7.7	2.9
2024	4.1	4.1	4.4	4.5	4.8
2024 Jan.	3.3	1.4	1.5	1.3	-0.1
Feb.	4.3	6.2	5.9	2.8	-0.2
Mac	4.9	6.8	6.3	2.7	5.0
Apr.	4.8	4.4	2.8	3.1	5.0
Mei	5.4	4.0	7.9	5.1	6.5
Jun	6.9	3.2	8.6	5.2	6.4
Jul.	4.2	3.5	3.6	5.7	7.7
Ogos	2.4	4.6	2.4	4.8	7.7
Sep.	3.7	4.2	2.4	7.1	4.6
Okt.	3.4	4.1	4.3	7.2	5.2
Nov.	2.8	3.5	4.2	4.6	5.5
Dis. [r]	2.8	3.6	3.3	4.4	4.3
2025 Jan. [p]	4.1	8.4	5.7	9.4	8.1
% Perubahan / *% Changes (MoM)*					
2024 Jan.	-2.0	-3.2	-2.6	-3.2	-2.2
Feb.	-2.3	1.2	1.1	0.6	-1.8
Mac	1.7	2.4	1.1	1.0	5.6
Apr.	1.3	-2.9	0.1	2.2	1.2
Mei	0.3	1.4	-0.5	0.2	0.4
Jun	1.0	0.4	1.7	1.3	0.2
Jul.	-0.8	1.1	-3.2	0.6	0.8
Ogos	-0.3	2.1	0.9	0.6	1.5
Sep.	2.0	0.7	1.5	1.1	-2.2
Okt.	0.2	0.6	0.9	0.2	0.4
Nov.	0.3	-1.2	0.7	-1.4	0.9
Dis. [r]	1.4	1.2	1.8	1.0	-0.2
2025 Jan. [p]	-0.8	1.3	-0.3	1.4	1.3

JADUAL / *TABLE* | **8**

NILAI JUALAN KENDERAAN BERMOTOR MENGIKUT KUMPULAN

SALES VALUE OF MOTOR VEHICLES BY GROUP

Tahun/ Bulan *Year/ Month*		**Jumlah** *Total*	**Jualan Kenderaan Bermotor** *Sales of Motor Vehicles*	**Penyelenggaraan dan Pembaikan Kenderaan Bermotor** *Maintenance and Repair of Motor Vehicles*	**Jualan Komponen dan Aksesori Kenderaan Bermotor** *Sale of Motor Vehicles Parts and Accessories*	**Jualan, Penyelenggaraan dan Pembaikan Motosikal** *Sale, Maintenance and Repair of Motorcycles*
Kod/ *Code*		45	451	452	453	454
Jualan / *Sales* (**RM Juta/** *million*)						
2019		150,624	81,537	19,321	37,704	12,062
2020		135,096	74,957	16,569	32,409	11,161
2021		124,105	70,680	14,214	28,251	10,960
2022		183,173	98,666	24,233	46,373	13,901
2023		205,706	109,870	28,746	54,388	12,702
2024		219,058	113,466	31,798	60,197	13,597
2024	Jan.	17,615	9,262	2,507	4,741	1,104
	Feb.	17,371	8,845	2,573	4,879	1,074
	Mac	18,813	9,978	2,632	4,977	1,227
	Apr.	17,270	8,641	2,666	4,996	967
	Mei	18,782	9,928	2,679	5,041	1,133
	Jun	17,009	8,220	2,671	5,016	1,101
	Jul.	18,988	10,004	2,690	5,056	1,238
	Ogos	18,867	9,890	2,701	5,087	1,190
	Sep.	17,292	8,474	2,666	5,025	1,128
	Okt.	18,873	9,864	2,695	5,105	1,208
	Nov.	18,328	9,540	2,628	5,060	1,101
	Dis. [r]	19,850	10,820	2,691	5,213	1,126
2025	Jan. [p]	16,009	7,163	2,636	5,119	1,091
% Perubahan / *% Changes (YoY)*						
2019		2.7	1.3	5.0	4.0	4.2
2020		-10.3	-8.1	-14.2	-14.0	-7.5
2021		-8.1	-5.7	-14.2	-12.8	-1.8
2022		47.6	39.6	70.5	64.1	26.8
2023		12.3	11.4	18.6	17.3	-8.6
2024		6.5	3.3	10.6	10.7	7.0
2024	Jan.	16.0	20.9	12.4	11.9	5.4
	Feb.	5.4	0.2	14.1	13.7	-3.2
	Mac	3.2	-2.8	14.4	13.8	-4.7
	Apr.	18.1	26.5	13.1	11.8	-0.2
	Mei	10.5	11.1	12.8	11.9	-4.5
	Jun	2.0	-3.4	10.0	9.2	-3.5
	Jul.	12.2	14.0	10.5	9.6	12.9
	Ogos	4.1	-0.5	9.0	8.6	16.2
	Sep.	-1.0	-10.3	8.7	8.5	20.6
	Okt.	2.7	-3.9	9.3	9.8	20.7
	Nov.	1.4	-4.3	6.3	8.6	13.7
	Dis. [r]	6.9	3.6	7.8	11.2	20.5
2025	Jan. [p]	-9.1	-22.7	5.1	8.0	-1.2
% Perubahan / *% Changes (MoM)*						
2024	Jan.	-5.1	-11.3	0.5	1.1	18.1
	Feb.	-1.4	-4.5	2.6	2.9	-2.7
	Mac	8.3	12.8	2.3	2.0	14.2
	Apr.	-8.2	-13.4	1.3	0.4	-21.2
	Mei	8.8	14.9	0.5	0.9	17.2
	Jun	-9.4	-17.2	-0.3	-0.5	-2.8
	Jul.	11.6	21.7	0.7	0.8	12.4
	Ogos	-0.6	-1.1	0.4	0.6	-3.9
	Sep.	-8.3	-14.3	-1.3	-1.2	-5.2
	Okt.	9.1	16.4	1.1	1.6	7.1
	Nov.	-2.9	-3.3	-2.5	-0.9	-8.8
	Dis. [r]	8.3	13.4	2.4	3.0	2.3
2025	Jan. [p]	-19.4	-33.8	-2.0	-1.8	-3.1

JADUAL / *TABLE* | 9

INDEKS VOLUM KENDERAAN BERMOTOR TIDAK DISELARASKAN MUSIM MENGIKUT KUMPULAN (2015=100)

NON-SEASONALLY ADJUSTED VOLUME INDEX OF MOTOR VEHICLES BY GROUP (2015=100)

Tahun/ Bulan *Year/ Month*		**Jumlah** *Total*	**Jualan Kenderaan Bermotor** *Sales of Motor Vehicles*	**Penyelenggaraan dan Pembaikan Kenderaan Bermotor** *Maintenance and Repair of Motor Vehicles*	**Jualan Komponen dan Aksesori Kenderaan Bermotor** *Sale of Motor Vehicles Parts and Accessories*	**Jualan, Penyelenggaraan dan Pembaikan Motosikal** *Sale, Maintenance and Repair of Motorcycles*
Kod/ *Code*		45	451	452	453	454
Wajaran/ *Weighted*		**100.0**	**59.5**	**10.3**	**22.0**	**8.3**
2018		101.1	94.2	105.2	110.7	102.1
2019		104.6	96.1	108.6	117.0	106.8
2020		94.0	90.3	92.1	100.5	97.9
2021		85.2	86.4	75.6	86.0	90.7
2022		118.6	119.2	116.1	136.1	107.1
2023		129.2	131.2	130.6	154.2	91.6
2024		135.5	135.1	137.5	168.8	95.7
2024	Jan.	131.8	131.2	134.0	160.8	94.2
	Feb.	130.2	125.4	136.4	164.6	91.2
	Mac	140.2	141.7	138.4	168.1	104.8
	Apr.	129.1	122.2	139.0	168.3	82.3
	Mei	140.1	142.8	138.6	170.0	96.4
	Jun	126.9	120.0	138.1	169.3	93.4
	Jul.	141.1	146.3	138.6	170.3	104.4
	Ogos	139.9	142.2	139.0	171.0	99.9
	Sep.	127.6	120.4	136.7	168.2	94.6
	Okt.	138.9	139.9	138.3	171.1	101.0
	Nov.	134.5	135.6	135.4	169.4	92.2
	Dis. [r]	145.7	153.7	137.0	174.8	94.4
2025	Jan. [p]	117.1	101.6	133.0	171.7	91.5
% Perubahan / *% Changes (YoY)*						
2019		3.5	1.9	3.2	5.7	4.6
2020		-10.1	-5.9	-15.2	-14.1	-8.4
2021		-9.4	-4.4	-17.9	-14.4	-7.3
2022		39.2	38.0	53.6	58.2	18.0
2023		9.0	10.0	12.4	13.3	-14.4
2024		4.9	3.0	5.3	9.5	4.5
2024	Jan.	12.1	19.9	7.8	11.2	3.3
	Feb.	2.6	-0.3	8.9	12.4	-6.2
	Mac	0.3	-3.4	8.8	12.6	-7.7
	Apr.	17.1	25.7	7.8	10.5	-2.5
	Mei	9.6	10.3	7.0	10.6	-6.1
	Jun	1.2	-4.2	4.0	8.1	-5.2
	Jul.	10.8	13.2	4.6	8.5	10.2
	Ogos	2.8	-0.1	3.6	7.3	13.3
	Sep.	-2.4	-10.0	3.3	7.2	18.0
	Okt.	1.6	-3.9	4.2	8.6	17.6
	Nov.	0.2	-3.9	1.8	7.4	11.2
	Dis. [r]	5.5	3.8	2.3	10.0	17.9
2025	Jan. [p]	-11.1	-22.6	-0.7	6.8	-2.8
% Perubahan / *% Changes (MoM)*						
2024	Jan.	-4.6	-11.4	0.02	1.1	17.6
	Feb.	-1.2	-4.4	1.8	2.4	-3.1
	Mac	7.6	12.9	1.5	2.1	14.9
	Apr.	-7.9	-13.7	0.4	0.1	-21.5
	Mei	8.5	16.8	-0.3	1.0	17.3
	Jun	-9.4	-16.0	-0.4	-0.4	-3.1
	Jul.	11.2	21.9	0.4	0.6	11.8
	Ogos	-0.9	-2.8	0.3	0.4	-4.3
	Sep.	-8.8	-15.3	-1.6	-1.6	-5.4
	Okt.	8.8	16.2	1.1	1.7	6.8
	Nov.	-3.1	-3.0	-2.1	-1.0	-8.7
	Dis. [r]	8.3	13.3	1.2	3.2	2.3
2025	Jan. [p]	-19.6	-33.9	-2.92	-1.8	-3.0

JADUAL 10 | **INDIKATOR EKONOMI, MALAYSIA**
TABLE | *ECONOMIC INDICATORS, MALAYSIA*

Tahun/ Bulan *Year/ Month*		Indeks Harga Pengguna *Consumer Price Index*	Kadar Penyertaan Tenaga Buruh (%) *Labour Force Participation Rate (%)*	Kadar Pengangguran (%) *Unemployment Rate (%)*	Eksport (RM Juta) *Export (RM Million)*	Import (RM Juta) *Import (RM Million)*
2024	Jan.	131.4	70.2	3.3	122,410	112,238
	Feb.	132.1	70.2	3.3	111,357	100,116
	Mac	132.2	70.3	3.3	128,565	115,845
	Apr.	132.4	70.3	3.3	114,695	106,954
	Mei	132.8	70.3	3.3	128,037	118,083
	Jun	133.0	70.4	3.3	126,017	111,740
	Jul.	133.1	70.4	3.3	131,117	124,716
	Ogos	133.2	70.4	3.2	129,004	123,490
	Sep.	133.2	70.5	3.2	123,557	110,790
	Okt.	133.4	70.5	3.2	128,139	116,269
	Nov.	133.3	70.5	3.2	126,310	111,259
	Dis. [r]	133.4	70.6	3.2	138,476	119,342
2025	Jan. [p]	133.6	70.6	3.1	122,791	119,157
			% Perubahan / *% Changes (YoY)*			
2024	Jan.	1.5	0.4	-0.3	8.6	18.8
	Feb.	1.8	0.3	-0.2	-1.2	8.0
	Mac	1.8	0.4	-0.2	-0.9	10.9
	Apr.	1.8	0.3	-0.2	9.1	14.0
	Mei	2.0	0.3	-0.2	7.1	13.4
	Jun	2.0	0.4	-0.1	1.7	17.8
	Jul.	2.0	0.3	-0.1	12.3	25.4
	Ogos	1.9	0.3	-0.2	12.0	26.2
	Sep.	1.8	0.4	-0.2	-0.6	10.9
	Okt.	1.9	0.4	-0.2	1.6	2.7
	Nov.	1.8	0.4	-0.1	3.9	1.6
	Dis. [r]	1.7	0.4	-0.1	16.9	11.9
2025	Jan. [p]	1.7	0.4	-0.2	0.3	6.2
			% Perubahan / **%** *Changes (MoM)*			
2024	Jan.	0.2	0.0	0.0	3.3	5.3
	Feb.	0.5	0.0	0.0	-9.0	-10.8
	Mac	0.1	0.1	0.0	15.5	15.7
	Apr.	0.2	0.0	0.0	-10.8	-7.7
	Mei	0.3	0.0	0.0	11.6	10.4
	Jun	0.2	0.1	0.0	-1.6	-5.4
	Jul.	0.1	0.0	0.0	4.0	11.6
	Ogos	0.1	0.0	-0.1	-1.6	-1.0
	Sep.	0.0	0.1	0.0	-4.2	-10.3
	Okt.	0.2	0.0	0.0	3.7	4.9
	Nov.	-0.1	0.0	0.0	-1.4	-4.3
	Dis. [r]	0.1	0.1	0.0	9.6	7.3
2025	Jan. [p]	0.1	0.0	-0.1	-11.3	-0.2

JADUAL | **11** **INDEKS PERDAGANGAN RUNCIT BAGI NEGARA TERPILIH**
TABLE *RETAIL TRADE INDEX FOR SELECTED COUNTRIES*

Tahun/ Bulan		MALAYSIA	HONG KONG	SINGAPURA	INDONESIA	UNITED KINGDOM	THAILAND	REPUBLIK KOREA
Year/ Month		*MALAYSIA*	*HONG KONG*	*SINGAPORE*	*INDONESIA*	*UNITED KINGDOM*	*THAILAND*	*REPUBLIC OF KOREA*
2024	Jan.	173.5	122.8	117.2	210.5	88.4	125.3	100.5
	Feb.	174.5	113.5	106.6	214.1	90.5	116.0	95.9
	Mac	177.6	103.3	111.1	235.4	94.1	123.6	103.4
	Apr.	179.2	97.1	103.2	236.3	92.3	137.7	100.7
	Mei	179.3	100.6	111.7	228.1	98.3	136.7	104.4
	Jun	179.8	98.2	103.1	229.0	95.6	127.9	100.9
	Jul.	178.1	96.0	106.7	212.4	98.6	136.5	99.5
	Ogos	179.7	96.0	109.7	215.9	95.3	147.6	99.1
	Sep.	181.0	97.3	106.3	210.6	93.9	136.1	103.3
	Okt.	182.0	107.9	112.3	210.6	98.3	155.6	102.5
	Nov.	181.7	104.4	113.6	209.7	107.1	146.2	104.7
	Dis. [r]	183.9	107.7	125.9	222.0	117.1	139.5	105.4
2025	Jan. [p]	184.9	116.4	122.8	211.3	88.4	n.a	100.5
% Perubahan / *% Changes (YoY)*								
2024	Jan.	1.4	-1.2	-2.0	1.1	-0.3	8.4	-2.9
	Feb.	4.6	0.5	9.3	6.4	-0.5	3.3	0.8
	Mac	5.4	-8.7	2.2	9.3	1.2	-1.7	-3.4
	Apr.	3.5	-16.5	-4.3	-2.7	-3.9	29.4	-2.0
	Mei	6.8	-12.7	0.3	2.1	1.2	15.1	-2.8
	Jun	6.3	-11.2	-3.0	2.7	-1.3	13.9	-3.6
	Jul.	4.6	-13.2	-2.4	4.5	1.2	22.0	-2.2
	Ogos	4.0	-11.8	-1.3	5.8	1.6	31.9	-1.5
	Sep.	3.8	-8.7	-1.4	4.7	2.6	20.8	-2.2
	Okt.	5.0	-4.9	1.0	1.5	1.7	21.3	-0.9
	Nov.	4.1	-8.4	-1.0	0.9	-2.3	15.5	-2.0
	Dis. [r]	3.6	-11.3	-4.0	1.8	4.6	4.0	-2.3
2025	Jan. [p]	6.6	-5.2	4.8	0.4	0.0	n.a	0.0
% Perubahan / *% Changes (MoM)*								
2024	Jan.	-2.3	1.2	-10.6	-3.5	-21.1	-6.6	-6.9
	Feb.	0.6	-7.6	-9.0	1.7	2.4	-7.4	-4.6
	Mac	1.8	-9.0	4.2	9.9	4.0	6.6	7.8
	Apr.	0.9	-6.0	-7.1	0.4	-1.9	11.4	-2.6
	Mei	0.1	3.6	8.2	-3.5	6.5	-0.7	3.7
	Jun	0.3	-2.4	-7.7	0.4	-2.7	-6.4	-3.4
	Jul.	-1.0	-2.2	3.5	-7.2	3.1	6.7	-1.4
	Ogos	0.9	0.0	2.8	1.6	-3.3	8.1	-0.4
	Sep.	0.8	1.4	-3.1	-2.5	-1.5	-7.8	4.2
	Okt.	0.5	10.9	5.6	0.0	4.7	14.3	-0.8
	Nov.	-0.2	-3.2	1.2	-0.4	9.0	-6.0	2.1
	Dis. [r]	1.2	3.2	10.8	5.9	9.3	-4.6	0.7
2025	Jan. [p]	0.6	8.1	-2.5	-4.8	-24.5	n.a	-4.6

Muka surat ini sengaja dibiarkan kosong.
This page is deliberately left blank.

INDIKATOR TAMBAHAN

ADDITIONAL INDICATORS

Muka surat ini sengaja dibiarkan kosong.
This page is deliberately left blank.

Carta 16: Indeks Harga Pengguna, Januari 2024 - January 2025
Chart 16: *Consumer Price Index, January 2024 - January 2025*

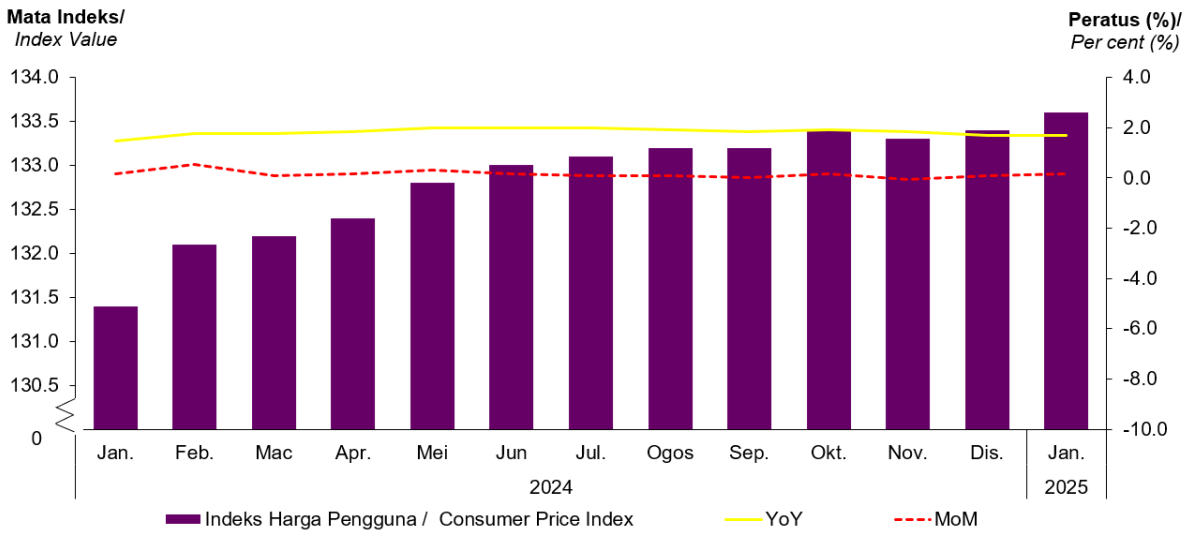

Carta 17: Kadar Penyertaan Tenaga Buruh, Januari 2024 - Januari 2025
Chart 17: *Labour Force Participation Rate, January 2024 - January 2025*

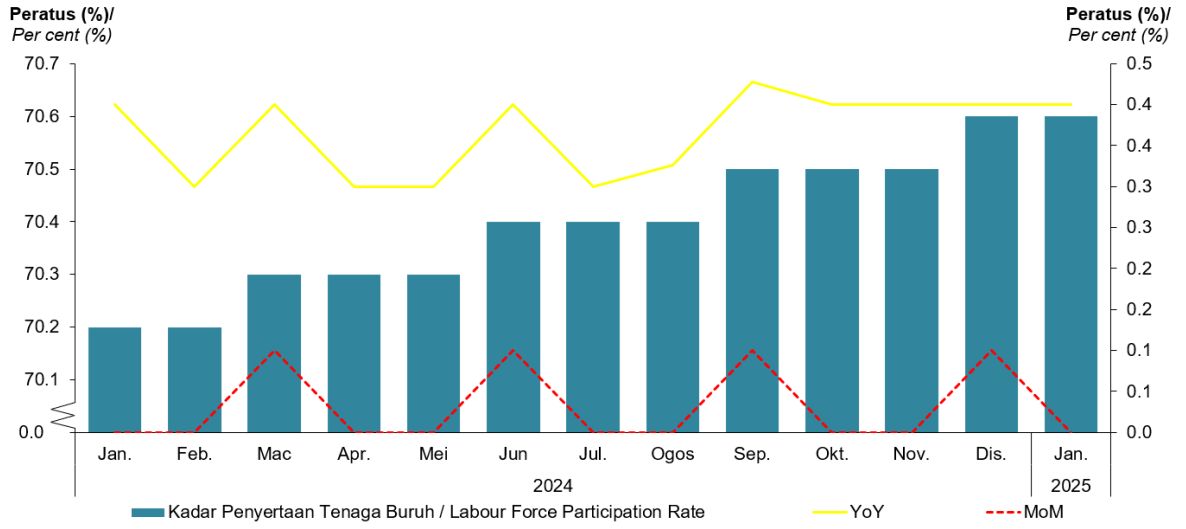

Carta 18: Kadar Pengangguran, Januari 2024 - Januari 2025
Chart 18: *Unemployment Rate, January 2024 - January 2025*

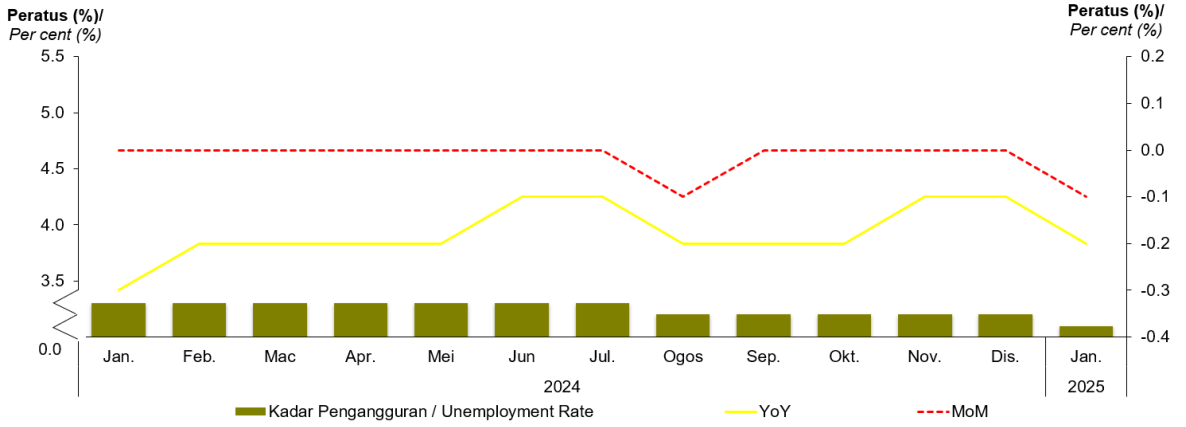

Carta 19: Eksport Malaysia, Januari 2024 - Januari 2025
Chart 19: *Malaysia Export, January 2024 - January 2025*

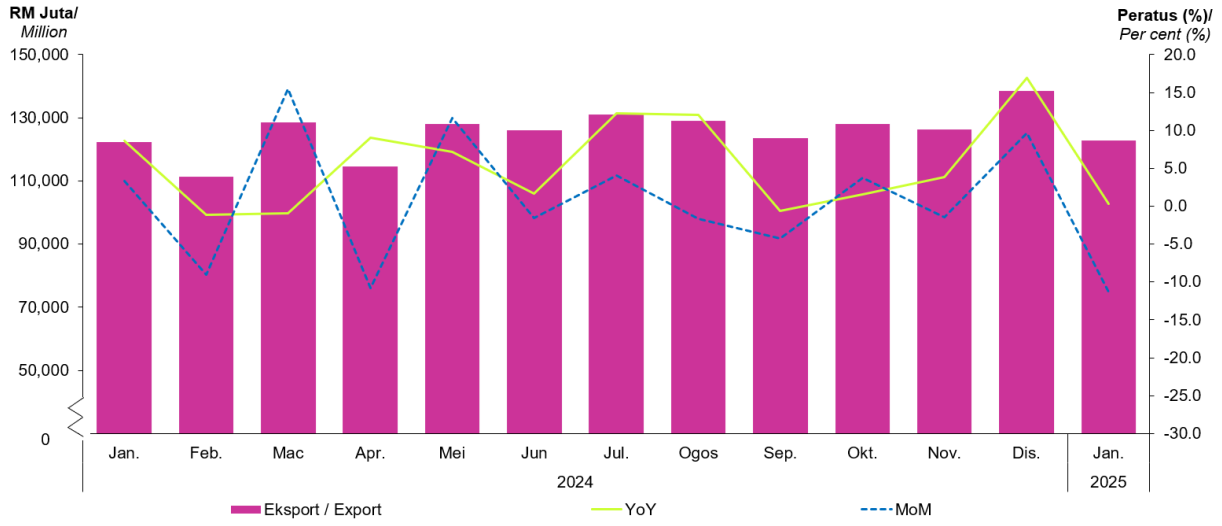

Carta 20: Import Malaysia, Januari 2024 - Januari 2025
Chart 20: *Malaysia Import, January 2024 - January 2025*

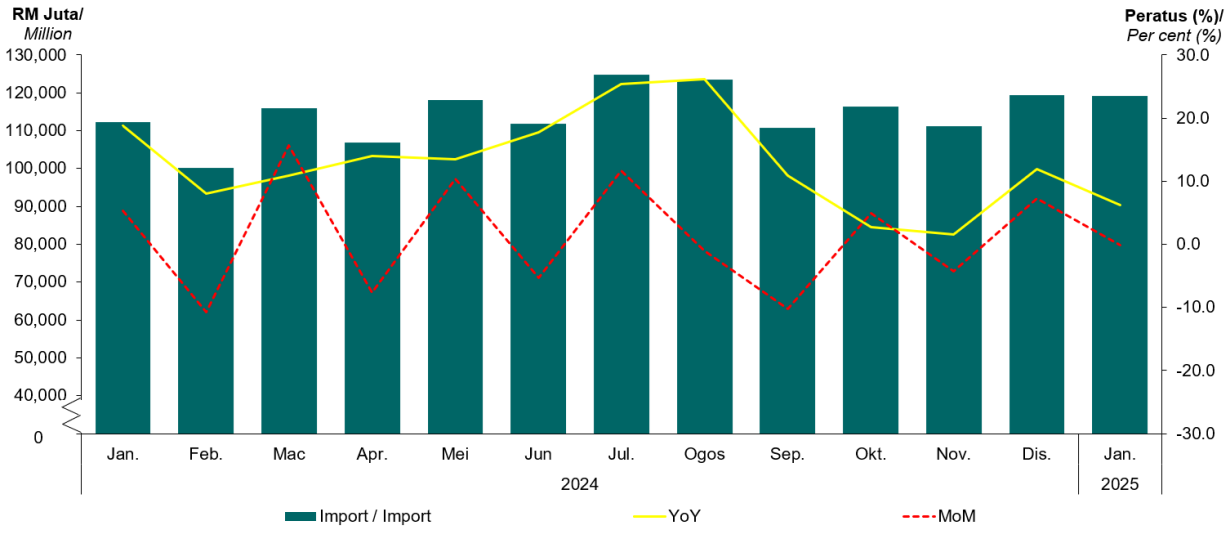

NOTA TEKNIKAL

TECHNICAL NOTES

Muka surat ini sengaja dibiarkan kosong.
This page is deliberately left blank.

NOTA TEKNIKAL

1. PENDAHULUAN

Data dalam penerbitan ini dikumpul melalui Survei Perdagangan Borong & Runcit Bulanan yang merangkumi sektor Perdagangan Borong dan Runcit bermula pada Januari 2014;

Walau bagaimanapun, untuk tujuan penerbitan ini, statistik yang dilaporkan adalah bermula tahun 2022.

2. OBJEKTIF

Penerbitan ini membentangkan maklumat nilai jualan dalam sektor Perdagangan Borong dan Runcit. Survei yang dijalankan ini adalah untuk:

- Menyediakan indikator jangka pendek sektor Perdagangan Borong dan Runcit;
- Menyediakan input dalam penyusunan Indeks Perdagangan Borong dan Runcit bulanan;
- Menyediakan maklumat bagi penyusunan Keluaran Dalam Negeri Kasar Suku Tahunan; dan
- Membantu pihak kerajaan dan organisasi lain termasuk komuniti perniagaan dalam merancang dan membuat keputusan berdasarkan fakta.

3. SKOP DAN LIPUTAN

Survei ini meliputi semua pertubuhan yang berdaftar dengan badan-badan kawal selia yang terlibat dalam Perkhidmatan Perdagangan Borong & Runcit**.**

4. KONSEP DAN DEFINISI

Klasifikasi industri adalah berasaskan kepada Piawaian Klasifikasi Industri Malaysia 2008 Ver.1.0. Klasifikasi yang diguna pakai adalah selaras dengan *International Standard Industrial Classification All Economic Activities, Revision 4, United Nations Statistics Division.* Manakala, perdagangan borong dan runcit yang digunapakai dalam penerbitan ini berasaskan kepada saranan di dalam Manual *International Recommendations for Distributive Trade Statistics 2008* (IRDTS 2008) yang diterbitkan oleh *United Nations Statistics Division*. Definisi tersebut adalah termasuk aktiviti berikut:

4.1 Perdagangan Borong & Runcit

4.1.1 Perdagangan Borong

Merujuk kepada penjualan semula (tanpa pengubahsuaian) barangan baharu dan barang yang telah digunakan kepada peruncit, pengguna perindustrian, perdagangan, institusi atau profesional; atau kepada pemborong lain; atau menjual dagangan kepada orang atau syarikat berkenaan.

Pemborong selalunya memasang, memilih dan mengklasifikasikan barang dalam lot-lot besar; memecahkan muatan yang besar, membungkus semula dan membotol (kecuali bekas yang kedap udara) dan membahagi semula kepada lot-lot kecil; menyimpan, menyejuk, menghantar dan memasang barang dan juga turut serta dalam promosi jualan untuk pelanggan dan rekabentuk label.

4.1.2 Perdagangan Runcit

Merujuk kepada penjualan semula (jualan tanpa pengubahsuaian) barang baharu dan terpakai kepada orang awam untuk kegunaan peribadi atau isi rumah.

4.1.3 Kenderaan Bermotor

Merujuk kepada jualan secara borong dan runcit kenderaan bermotor dan motosikal, sama ada baharu atau terpakai, jualan alat-alat ganti dan aksesori kenderaan, penyelenggaraan dan pembaikan kenderaan bermotor dan motosikal termasuk mencuci, mengilap serta agen komisen.

4.2 Indeks Volum Perdagangan Borong & Runcit

4.2.1 Jenis Indeks Volum

Indeks Volum Perdagangan Borong & Runcit diukur pada tempoh rujukan berbanding tahun asas, (2015=100).

5. UNIT MELAPOR

Survei ini dilaksanakan dengan menggunakan pendekatan **pertubuhan**. Pertubuhan ditakrifkan sebagai “satu unit ekonomi yang bergiat di bawah satu aktiviti, di bawah penguasaan tunggal yang sah dan beroperasi di satu lokasi fizikal”. Setiap pertubuhan diberikan klasifikasi industri yang berdasarkan aktiviti utama dan bukannya mengikut syarikat induk.

6. NILAI JUALAN

Definisi ini terpakai kepada Perdagangan Borong & Runcit.

Nilai jualan merujuk kepada:

(a) nilai semua **barang** di mana hak milik atau hak mutlak untuk penggunaan telah dipindahkan kepada orang lain dengan tujuan barang itu akan dibeli akhirnya; dan

(b) nilai **perkhidmatan** yang diberikan dalam tempoh laporan tanpa mengambil kira masa dan cara pembayaran dibuat.

Nilai jualan dalam survei ini merujuk kepada **jumlah bayaran** yang dibayar oleh pelanggan-pelanggan. Ia termasuk:

(a) harga jualan;

(b) caj-caj pinjaman kewangan, pengiriman dan pemasangan, jika perkhidmatan ini diberikan oleh pertubuhan yang diliputi.

7. KUASA PERUNDANGAN

Maklumat yang dikumpul adalah mengikut peruntukan **Akta Perangkaan 1965 (Disemak 1989)**. Seksyen 5 di bawah Akta ini menghendaki mana-mana pertubuhan yang beroperasi di Malaysia untuk memberikan maklumat sebenar atau anggaran terbaik kepada Jabatan. Mengikut Akta ini, kandungan soal selidik adalah **sulit** dan hanya angka agregat diterbitkan. Sementara itu, Seksyen 7 di bawah Akta yang sama memperuntukkan denda kepada responden yang gagal memberi kerjasama kepada survei yang dijalankan.

8. POLISI PINDAAN

- Bagi data bulanan, perubahan tertakluk kepada sumber data, semakan adalah *t-1* di mana *t* merujuk kepada bulan semasa.
- Bagi data suku tahunan, perubahan tertakluk kepada sumber data, semakan adalah *t-1* di mana *t* merujuk kepada suku tahun semasa.
- Bagi data tahunan, perubahan tertakluk kepada sumber data, semakan adalah *t-3* di mana *t* merujuk kepada tahun semasa.

9. METODOLOGI

9.1. Populasi

Semua pertubuhan meliputi 179 industri (5 digit) berasaskan kod Piawaian Klasifikasi Industri Malaysia 2008 Ver 1.0.

9.2. Rangka pensampelan

Berdasarkan populasi yang telah dikenal pasti, pertubuhan yang beroperasi sehingga Disember 2022 disenaraikan sebagai rangka pensampelan.

9.3. Reka bentuk pensampelan

Reka bentuk pensampelan bagi survei ini adalah pensampelan rawak strata satu peringkat. Kategori industri di peringkat nasional telah diklasifikasikan sebagai strata manakala pertubuhan sebagai unit pensampelan.

Setiap strata (industri) telah dibentuk kepada empat substrata untuk memastikan sampel yang diagihkan mengambil kira ciri-ciri ekonomi industri tersebut. Substrata utama bersifat heterogen diliputi secara liputan penuh. Manakala, sub strata selainnya bersifat homogen, disampelkan.

Substrata utama meliputi pertubuhan kategori besar yang mempunyai hasil yang signifikan dalam industri liputan manakala bagi substrata kedua hingga keempat dibentuk berdasarkan Kaedah *Cumulative Square Root Frequency*. Kaedah ini membentuk sempadan bagi setiap substrata.

9.4. Saiz sampel

Statistik utama yang digunakan untuk penganggaran saiz sampel adalah jumlah hasil. Formula yang digunakan dalam penganggaran saiz sampel bagi strata adalah seperti berikut:

di mana;

n	=	Saiz sampel
N_i	=	Saiz populasi bagi strata *i*
S_i^2	=	Varian bagi strata *i*
V	=	Varian sasaran

$$V = RSE^2 \cdot \left(\frac{\hat{Y}_i}{Z} \right)^2$$

di mana;

$\hat{Y}_i$	=	Jumlah nilai hasil bagi strata *i*
RSE	=	Ralat piawai relatif
Z	=	Nilai aras keyakinan

Sampel akan diagihkan kepada sub strata dalam industri liputan dengan menggunakan kaedah *Neyman Allocation* seperti berikut:

$$n_{hi} = \left(\frac{N_h S_h}{\sum N_h S_h} \right) n_i'$$

h = *2,3 dan 4*

i = *1,2,…k*

di mana;

n_{hi} = Saiz sampel bagi substrata *h* dalam strata *i*

N_h = Saiz populasi bagi substrata *h*

S_h = Sisihan piawai bagi substrata *h*

n_i = Saiz sampel bagi strata *i*

h = Substrata

i = Strata

Pertubuhan kategori besar diliputi sepenuhnya, manakala pertubuhan bagi substrata kedua hingga keempat dipilih secara rawak mengikut kaedah pensampelan bersistematik.

9.5. Wajaran

Analisis berwajaran disediakan menggunakan wajaran bagi memastikan sampel yang dipilih dapat menggambarkan populasi survei. Wajaran yang diperlukan adalah wajaran di peringkat reka bentuk pensampelan dan wajaran tiada respons.

Wajaran reka bentuk pensampelan bagi pertubuhan pada strata h adalah seperti berikut:

$$W_h = \frac{N_h}{n_h}$$

di mana,

N_h = Jumlah populasi substrata h; dan

n_h = Jumlah sampel substratum h

Wajaran tiada respons pada substrata h adalah seperti berikut :

$$NRW_h = \frac{1}{n'_h / n_h} \quad , \quad h = 1,...,4$$

di mana;

n'_h = Bilangan sampel respons bagi substrata *h*

n_h = Bilangan sampel bagi substrata *h*

Kaedah pengiraan wajaran reka bentuk pensampelan selepas survei (a*djusted weight*) pada substrata *h* seperti berikut:

$$W'_h = W_h \times NRW_h \quad , \quad h = 1,...,4$$

di mana;

W_h = Wajaran reka bentuk pensampelan pada substrata *h*

NRW_h = Wajaran tiada respons pada substrata *h*

10. PEMBUNDARAN

Penjumlahan komponen mungkin berbeza dengan angka jumlah kecil atau jumlah besar disebabkan pembundaran.

TECHNICAL NOTES

1. INTRODUCTION

The data for this publication was collected through the Monthly Survey of Wholesale & Retail Trade which comprise of the Wholesale & Retail Trade sector started in the January 2014;

However, for this publication, the statistics presented commenced from 2022.

2. OBJECTIVES

This publication presents information on sales value in Wholesale & Retail Trade sector. The main objectives of this survey are to:

- *Provide short term indicators of Wholesale & Retail Trade sector;*
- *Provide input towards the compilation of Monthly Index of Wholesale & Retail Trade sector;*
- *Provide information for the compilation of Quarterly Gross Domestic Product; and*
- *Assist the government and other organisation as well as business community in planning and decision making based on evidence.*

3. SCOPE AND COVERAGE

The surveys cover all registered establishments of the relevant regulatory bodies engaged in the Wholesale & Retail Trade.

4. CONCEPTS AND DEFINITIONS

The classification of the industry is based on the Malaysia Standard Industrial Classification 2008 Ver. 1.0. The classification conforms to the International Standard Industrial Classification of All Economic Activities, Revision 4, United Nations Statistics Division. Meanwhile, the concepts of wholesale and retail trade adopted in this publication is based on recommendation in the Manual of International Recommendations for Distributive Trade Statistics 2008 (IRDTS 2008) published by the United Nations Statistics Division. The definition of industries are as follows:

4.1 Wholesale and Retail Trade

4.1.1 Wholesale Trade

Refers to the resale (sale without transformation) of new and used goods to retailers; industrial, commercial, institutional or professional users; or to other wholesalers; or selling merchandise to, such persons or companies.

Wholesalers frequently physically assemble, sort and grade goods in large lots; break bulk, repack and bottle (except in air-tight containers) and redistribute in smaller lots; store, refrigerate, deliver and install goods as well as engage in sales promotion for customers and label design.

4.1.2 Retail Trade

Refers to the resale (sale without transformation) of new and used goods to the general public for personal or household consumption or utilisation.

4.1.3 Motor Vehicles

Refers to wholesale and retail sale of motor vehicles and motorcycles, either new or used, sale of motor vehicle parts and accessories, maintenance and repair of motor vehicles and motorcycles including washing, polishing as well as commission agents.

4.2 Index Volume of Wholesale and Retail Trade

4.2.1 Type of Volume Index

The Volume Index of Wholesale & Retail Trade measured in the reference period as compared to the base period, (2015=100).

5. REPORTING UNIT

The reporting unit is an ***establishment****. An establishment is defined as "an economic unit that engaged in one activity, under a single legal entity and operating in a single physical location". Each establishment was assigned an industry classification based on its principal activity and not by its parent company.*

6. SALES VALUE

This definition is an applicable to Wholesale and Retail Trade.

Sales value refer to:

*(a) the value of all **goods,** for which ownership or effective right to use with a view to ultimate purchase, has been transferred to others; and*

*(b) the value of **services** rendered during the inquiry period, irrespective of time or method of payment.*

*The sales value in this survey refers to the **total sum paid** by the customers. It includes:*

(a) sales price;

(b) financing, delivery and installation charges, if these services are rendered by the establishment enumerated.

7. CONFIDENTIALITY REQUIREMENTS

*The information is gathered under the provisions of the **Statistics Act 1965 (Revised 1989)**. Section 5 of this Act requires all establishments services operating in Malaysia to provide actual information or best estimates to the Department. The Act stipulates that the content of individual returns are **confidential** and only aggregated figures are published. Meanwhile, Section 7 under the same Act provides the penalty to the respondents that could not comply with the surveys undertaken.*

8. REVISIONS POLICY

- *For monthly data, subject to changes in data source, revision is t-1 where t refers to current month.*
- *For quarterly data, subject to changes in data source, revision is t-1 where t refers to current quarter.*
- *For annual data, subject to changes in data source, revision is t-3 where t refers to current year.*

9. METHODOLOGY

9.1. Population

All establishments encompass of 179 industries (5 digits) based on Malaysia Standard Industrial Classification 2008 Ver 1.0.

9.2. Sampling frame

From the identified population, establishments that are still operating as at December 2022 were listed as sampling frame.

9.3. Sampling design

Sampling design of the survey is a one-stage stratified random sampling. Industries at national level have been classified as stratum and the establishment as the sampling unit.

Each stratum (industry) has been set up into four sub stratum to ensure the sample is distributed taking into account the economy characteristics of the industry. The main substratum is heterogeneous, was fully covered while other sub stratum that is homogeneous were sampled.

Main substratum comprise large establishments that have significant total revenue in the industry while for the second to fourth substratum were formed based on Cumulative Frequency Square Root Method. This method forms the boundaries, for each substratum.

9.4. Sample size

The main statistics used to estimate the sample size is the total revenue. The formula used in the estimation of the sample size for a stratum is as follows:

$$n = \frac{\left(\sum N_i S_i\right)^2}{V + \sum N_i S_i^2}$$

where;

n	=	*Sample size*
N_i	=	*Population size for stratum i*
S_i^2	=	*Variance for stratum i*
V	=	*Desired variance*

$$V = RSE^2 \cdot \left(\frac{\hat{Y}_i}{Z}\right)^2$$

where;

$\hat{Y}_i$	=	*Estimated total revenue for stratum i*
RSE	=	*Relative standard error*
Z	=	*Value of confidence level*

Sample is distributed to substratum of the industry using Neyman Allocation Method as follows:

$$n_{hi} = \left(\frac{N_h S_h}{\sum N_h S_h} \right) n_i^{'}$$

h *= 2,3 and 4*

i *= 1,2,…k*

where;

n_{hi}	=	*Sample size for substratum h of stratum i*
N_h	=	*Population size for substratum h*
S_h	=	*Standard deviation for substratum h*
n_j	=	*Sample size for stratum i*
h	=	*Substratum*
j	=	*Stratum*

Establishments of the large categories were fully covered while establishments of the second to fourth substratum were randomly selected using systematic random sampling.

9.5. Weight

Weighted analysis is done using sampling weight to ensure that the selected sample can reflect population survey. The weights required are the sampling design weight and non-response weight.

The sampling design weight for the establishment at stratum h is as follows:

$$W_h = \frac{N_h}{n_h}$$

where,

N_h	=	*Total population of substratum h; and*
n_h	=	*Total sample of substratum h*

Weight for non response at sub stratum h as below:

$$NRW_h = \frac{1}{n'_h / n_h} \quad , \quad h = 1,...,4$$

where;

n'_h = *Number of response sampel for substratum h; and*

n_h = *Number of sampel for substratum h*

The method of calculating the sampling design weight after the survey (adjusted weight) on substratum has below:

$$W'_h = W_h \times NRW_h \quad , \quad h = 1, ..., 4$$

where,

W_h = *Sampling design weight at substratum h*

NRW_h = *Non response weight at substratum h*

10. ROUNDING

The sum of the component figures may not tally with the sub-total or total figures due to rounding.

LAMPIRAN

APPENDIX

Muka surat ini sengaja dibiarkan kosong.
This page is deliberately left blank.

LAMPIRAN / *APPENDIX*

Piawaian Klasifikasi Industri Malaysia 2008 Ver. 1.0 / *Malaysia Standard Industrial Classification 2008 Ver.1.0*

Perdagangan Borong *Wholesale Trade*			
BAHAGIAN *DIVISION*	**KUMPULAN** *GROUP*	**PERKARA** *ITEM*	**KETERANGAN** *DESCRIPTION*
46	**461**		**Jualan borong berdasarkan kontrak atau yuran** *Wholesale on a fee or contract basis*
		46100	**Jualan borong berdasarkan kontrak atau yuran** *Wholesale on a fee or contract basis*
	462		**Jualan borong bahan mentah pertanian dan haiwan hidup** *Wholesale of agricultural raw materials and live animals*
		46201	**Jualan borong getah** *Wholesale of rubber*
		46202	**Jualan borong minyak kelapa sawit** *Wholesale of palm oil*
		46203	**Jualan borong kayu balak dan kayu kayan** *Wholesale of lumber and timber*
		46204	**Jualan borong bunga-bungaan dan tumbuh-tumbuhan** *Wholesale of flowers and plants*
		46205	**Jualan borong ternakan** *Wholesale of livestock*
		46209	**Jualan borong bahan mentah pertanian dan haiwan hidup t.t.t.l** *Wholesale of agricultural raw material and live animals n.e.c*
	463		**Jualan borong makanan, minuman dan tembakau** *Wholesale of food, beverages and tobacco*
		46311	**Jualan borong daging, unggas dan telur** *Wholesale of meat, poultry and eggs*
		46312	**Jualan borong ikan dan lain-lain makanan laut** *Wholesale of fish and other seafood*
		46313	**Jualan borong buah-buahan** *Wholesale of fruits*
		46314	**Jualan borong sayur-sayuran** *Wholesale of vegetables*
		46319	**Jualan borong daging, ikan, buah-buahan dan sayur-sayuran t.t.t.l** *Wholesale of meat, fish, fruits and vegetables n.e.c*
		46321	**Jualan borong beras, bijirin lain, tepung dan gula** *Wholesale of rice, other grains, flour and sugars*
		46322	**Jualan borong hasil tenusu** *Wholesale of dairy products*
		46323	**Jualan borong konfeksi** *Wholesale of confectionary*
		46324	**Jualan borong biskut, kek, roti dan produk bakeri lain** *Wholesale of biscuits, cakes, breads and other bakery products*
		46325	**Jualan borong kopi, teh dan minuman lain** *Wholesale of coffee, tea, cocoa and other beverages*

Perdagangan Borong *Wholesale Trade*			
BAHAGIAN *DIVISION*	**KUMPULAN** *GROUP*	**PERKARA** *ITEM*	**KETERANGAN** *DESCRIPTION*
		46326	**Jualan borong bir, wain dan spirit** *Wholesale of beer, wine and spirits*
		46327	**Jualan borong tembakau, cerut, rokok** *Wholesale of tobacco, cigar, cigarettes*
		46329	**Jualan borong bahan makanan lain** *Wholesale of other foodstuffs*
	464		**Jualan borong barangan isi rumah** *Wholesale of household goods*
		46411	**Jualan borong benang dan fabrik** *Wholesale of yarn and fabrics*
		46412	**Jualan borong linen, tuala dan selimut isi rumah** *Wholesale of household linen, towels, blankets*
		46413	**Jualan borong pakaian** *Wholesale of clothing*
		46414	**Jualan borong aksesori pakaian** *Wholesale of clothing accessories*
		46415	**Jualan borong pakaian daripada bulu binatang** *Wholesale of fur articles*
		46416	**Jualan borong kasut** *Wholesale of footwear*
		46417	**Jualan borong bahan jahitan** *Wholesale of haberdashery*
		46419	**Jualan borong tekstil, pakaian, t.t.t.l** *Wholesale of textiles, clothing n.e.c*
		46421	**Jualan borong barangan farmaseutikal dan perubatan** *Wholesale of pharmaceutical and medical goods*
		46422	**Jualan borong pewangi, kosmetik, sabun dan kelengkapan dandanan diri** *Wholesale of perfumeries, cosmetics, soap and toiletries*
		46431	**Jualan borong basikal dan komponen (termasuk alat ganti) dan aksesori** *Wholesale of bicycles and their parts and accessories*
		46432	**Jualan borong barangan fotografi dan optic** *Wholesale of photographic and optical goods*
		46433	**Jualan borong barangan kulit dan aksesori kembara** *Wholesale of leather goods and travel accessories*
		46434	**Jualan borong peralatan muzik, permainan dan barang mainan, barangan sukan** *Wholesale of musical instruments, games and toys, sports goods*
		46441	**Jualan borong kraftangan dan bunga tiruan** *Wholesale of handicrafts and artificial flowers*
		46442	**Jualan borong bunga keratan dan tumbuhan** *Wholesale of cut flowers and plants*

Perdagangan Borong *Wholesale Trade*			
BAHAGIAN *DIVISION*	**KUMPULAN** *GROUP*	**PERKARA** *ITEM*	**KETERANGAN** *DESCRIPTION*
		46443	**Jualan borong jam tangan dan jam dinding** *Wholesale of watches and clocks*
		46444	**Jualan borong barang kemas** *Wholesale of jewellery*
		46491	**Jualan borong perabot isi rumah** *Wholesale of household furniture*
		46492	**Jualan borong perkakas isi rumah** *Wholesale of household appliances*
		46493	**Jualan borong peralatan lampu** *Wholesale of lighting equipment*
		46494	**Jualan borong perkakas dapur dan kutleri, pinggan mangkuk, barangan kaca dan barangan tembikar** *Wholesale of household utensils and cutlery, crockery, glassware, chinaware and pottery*
		46495	**Jualan borong barangan kayu, anyaman rotan dan barangan gabus** *Wholesale of woodenware, wickerwork and corkware*
		46496	**Jualan borong barangan elektrik dan elektronik** *Wholesale of electrical and electronic goods*
		46497	**Jualan borong alat tulis, buku, majalah dan surat khabar** *Wholesale of stationery, books, magazines and newspaper*
		46499	**Jualan borong lain-lain barangan isi rumah t.t.t.l** *Wholesale of other household goods n.e.c*
	465		**Jualan borong jentera, peralatan dan bekalan** *Wholesale of machinery, equipment and supplies*
		46510	**Jualan borong perkakasan komputer, perisian dan peranti** *Wholesale of computer hardware, software and peripherals*
		46521	**Jualan borong kelengkapan telefon dan telekomunikasi, telefon selular, alat kelui** *Wholesale of telephone and telecommunications equipment, cell phones, pagers*
		46522	**Jualan borong komponen elektronik dan aksesori pendawaian** *Wholesale of electronic components and wiring accessories*
		46531	**Jualan borong jentera, kelengkapan dan bekalan pertanian** *Wholesale of agricultural machinery, equipment and supplies*
		46532	**Jualan borong jentera pemotong rumput sebarang cara operasi** *Wholesale of lawn movers howewer operated*
		46591	**Jualan borong mesin pejabat dan kelengkapan perniagaan, kecuali komputer dan kelengkapan peranti komputer (peripheral)** *Wholesale of office machinery and business equipment, except computers and computer peripheral equipment*
		46592	**Jualan borong perabot pejabat** *Wholesale of office furniture*
		46593	**Jualan borong peralatan mesin berkawalan komputer** *Wholesale of computer-controlled machines tools*
		46594	**Jualan borong jentera, kelengkapan dan bekalan perindustrian** *Wholesale of industrial machinery, equipment and supplies*

Perdagangan Borong *Wholesale Trade*			
BAHAGIAN *DIVISION*	**KUMPULAN** *GROUP*	**PERKARA** *ITEM*	**KETERANGAN** *DESCRIPTION*
		46595	**Jualan borong jentera dan kelengkapan pembinaan dan kejuruteraan awam** *Wholesale of construction and civil engineering machinery and equipment*
		46596	**Jualan borong lif, eskalator, penghawa dingin, kelengkapan keselamatan dan pemadam api** *Wholesale of lift escalators, air-conditioning, security and fire fighting equipment*
		46599	**Jualan borong lain-lain jentera untuk kegunaan industri, perdagangan dan pengemudian dan lain-lain perkhidmatan t.t.t.l** *Wholesale of other machinery for use in industry, trade and navigation and other services n.e.c*
	466		**Lain-lain pengkhususan jualan borong** *Other specialised wholesale*
		46611	**Jualan borong petrol, diesel, pelincir** *Wholesale of petrol, diesel, lubricants*
		46612	**Jualan borong gas petroleum cecair** *Wholesale of liquefied petroleum gas*
		46619	**Jualan borong bahan api pepejal, cecair dan gas dan produk berkaitan t.t.t.l** *Wholesale of other solid, liquid and gaseous fuels and related products n.e.c*
		46621	**Jualan borong bijih besi dan bukan besi dan logam** *Wholesale of ferrous and non-ferrous metal ores and metals*
		46622	**Jualan borong bijih besi dan bukan besi dan logam separuh siap dan produk t.t.t.l** *Wholesale of ferrous and non-ferrous semi-finished metal ores and products n.e.c*
		46631	**Jualan borong kayu balak, kayu bergergaji, papan lapis, venier dan produk berkaitan** *Wholesale of logs, sawn timber, plywood, veneer and related products*
		46632	**Jualan borong cat dan varnish** *Wholesale of paints and varnish*
		46633	**Jualan borong bahan pembinaan** *Wholesale of construction materials*
		46634	**Jualan borong kelengkapan dan lekapan** *Wholesale of fittings and fixtures*
		46635	**Jualan borong pemanas air** *Wholesale of hot water heaters*
		46636	**Jualan borong pemasangan dan peralatan kebersihan** *Wholesale of sanitary installation and equipment*
		46637	**Jualan borong alatan** *Wholesale of tools*
		46639	**Jualan borong dan bekalan lain-lain bahan binaan, hardwer, peralatan paip dan alat pemanas t.t.t.l** *Wholesale of other construction materials, hardware, plumbing and heating equipment and supplies n.e.c*
		46691	**Jualan borong bahan kimia industri** *Wholesale of industrial chemicals*

Perdagangan Borong *Wholesale Trade*			
BAHAGIAN *DIVISION*	**KUMPULAN** *GROUP*	**PERKARA** *ITEM*	**KETERANGAN** *DESCRIPTION*
		46692	**Jualan borong baja dan produk agrokimia** *Wholesale of fertilizers and agrochemical products*
		46693	**Jualan borong bahan plastik dalam bentuk asal** *Wholesale of plastic materials in primary forms*
		46694	**Jualan borong sekerap getah** *Wholesale of rubber scrap*
		46695	**Jualan borong gentian tekstil** *Wholesale of textile fibres*
		46696	**Jual borong kertas secara pukal, bahan pembungkusan** *Wholesale of paper in bulk, packaging materials*
		46697	**Jual borong batu permata berharga** *Wholesale of precious stones*
		46698	**Jual borong bahan buangan dan sekerap dan bahan lain sama ada logam dan bukan logam untuk kitar semula** *Wholesale of metal and non-metal waste and scrap and materials for recycling*
		46699	**Melerai bahagian kenderaan, komputer, televisyen dan peralatan lain untuk mendapatkan bahagian yang boleh digunakan dan jual semula** *Dismantling of automobiles, computer, televisions and other equipment to obtain and re-sell usable parts*
	469		**Perdagangan borong tanpa pengkhususan** *Non-specialised wholesale trade*
		46901	**Jualan borong ikan akuarium, burung dan haiwan peliharaan** *Wholesale of aquarium fishes, pet birds and animals*
		46902	**Jualan borong makanan haiwan/haiwan peliharaan** *Wholesale of animal/pet food*
		46909	**Jualan borong pelbagai jenis barang tanpa pengkhususan tertentu t.t.t.l** *Wholesale of variety of goods without any particular specialisation n.e.c*

Perdagangan Runcit *Retail Trade*			
BAHAGIAN *DIVISION*	**KUMPULAN** *GROUP*	**PERKARA** *ITEM*	**KETERANGAN** *DESCRIPTION*
47	**471**		**Jualan runcit di kedai bukan pengkhususan** *Retail sale in non-specialised stores*
		47111	**Kedai runcit** *Provision stores*
		47112	**Pasar raya** *Supermarket*
		47113	**Pasar mini** *Mini market*
		47114	**Kedai 'convenience'** *Convenience stores*
		47191	**Gedung serbaneka** *Department stores*
		47192	**Gedung serbaneka dan pasar raya** *Department stores and supermarket*
		47193	**Pasar raya besar (Hypermarket)** *Hypermarket*
		47194	**Agen surat khabar dan kedai pelbagai barangan** *News agent and miscellaneous goods store*
		47199	**Jualan runcit lain di kedai tanpa pengkhususan t.t.t.l** *Other retail sale in non-specialised stores n.e.c*
	472		**Jualan runcit makanan, minuman dan tembakau di kedai pengkhususan** *Retail sale of food, beverages and tobacco in specialised stores*
		47211	**Jualan runcit beras, tepung, bijirin lain dan gula** *Retail sale of rice, flour, other grains and sugars*
		47212	**Jualan runcit sayur-sayuran dan buah-buahan segar atau diawet** *Retail sale of fresh or preserved vegetables and fruits*
		47213	**Jualan runcit produk tenusu dan telur** *Retail sale of dairy products and eggs*
		47214	**Jualan runcit daging dan produk daging (unggas)** *Retail sale of meat and meat products (including poultry)*
		47215	**Jualan runcit ikan dan makanan laut lain dan lain-lain produk yang berkaitan** *Retail sale of fish, other seafood and products thereof*
		47216	**Jualan runcit produk bakeri dan konfeksi** *Retail sale of bakery products and sugar confectionery*
		47217	**Jualan runcit mi, kueh teow, mihun, kulit wantan dan produk makanan lain yang dihasilkan daripada tepung atau soya** *Retail sale of mee, kuey teow, mee hoon, wantan skins and other food products made from flour or soya*

Perdagangan Runcit *Retail Trade*			
BAHAGIAN *DIVISION*	**KUMPULAN** *GROUP*	**PERKARA** *ITEM*	**KETERANGAN** *DESCRIPTION*
		47219	**Jualan runcit produk makanan lain t.t.t.l** *Retail sale of other food products n.e.c*
		47221	**Jualan runcit bir, wain dan spirit** *Retail sale of beer, wine and spirits*
		47222	**Jualan runcit teh, kopi, minuman ringan, air mineral dan minuman lain** *Retail sale of tea, coffee, soft drinks, mineral water and other beverages*
		47230	**Jualan runcit produk tembakau di kedai khusus** *Retail sale of tobacco products in specialised store*
	473		**Jualan runcit di kedai khusus yang menjual bahan api kenderaan** *Retail sale of automotive fuel in specialised stores*
		47300	**Jualan runcit bahan api kenderaan di kedai khusus** *Retail sale of automotive fuel in specialised store*
	474		**Jualan runcit di kedai khusus yang menjual peralatan komunikasi dan maklumat** *Retail sale of information and communication equipment in specialised stores*
		47411	**Jualan runcit komputer, peralatan dan kelengkapan komputer** *Retail sale of computers, computer equipment and supplies*
		47412	**Jualan runcit konsol permainan video dan perisian bukan ditempah khas** *Retail sale of video game consoles and non-customised software*
		47413	**Jualan runcit di peralatan telekomunikasi** *Retail sale of telecommunication equipment*
		47420	**Jualan runcit peralatan audio dan video di kedai pengkhususan** *Retail sale of audio and video equipment in specialised store*
	475		**Jualan runcit di kedai khusus yang menjual peralatan lain isi rumah** *Retail sale of other household equipment in specialised stores*
		47510	**Jualan runcit di kedai khusus yang menjual tekstil** *Retail sale of textiles in specialised stores*
		47520	**Jualan runcit bahan binaan, perkakasan, cat dan kaca** *Retail sale of construction materials, hardware, paints and glass*
		47531	**Jualan runcit karpet dan hamparan** *Retail sale of carpets and rugs*
		47532	**Jualan runcit langsir dan net** *Retail sale of curtain and net curtain*
		47533	**Jualan runcit kertas dinding dan alas lantai** *Retail sale of wallpaper and floor coverings*
		47591	**Jualan runcit perabot isi rumah** *Retail sale of household furniture*

Perdagangan Runcit *Retail Trade*			
BAHAGIAN *DIVISION*	**KUMPULAN** *GROUP*	**PERKARA** *ITEM*	**KETERANGAN** *DESCRIPTION*
		47592	**Jualan runcit peralatan lampu** *Retail sale of articles for lighting*
		47593	**Jualan runcit perkakasan isi rumah, perkakas dapur dan kutleri, pinggan mangkuk, barangan kaca dan barangan tembikar** *Retail sale of household utensils and cutlery, crockery, glassware, chinaware and pottery*
		47594	**Jualan runcit kayu, barangan gabus dan barangan anyaman rotan** *Retail sale of wood, cork goods and wickerwork goods*
		47595	**Jualan runcit perkakas isi rumah** *Retail sale of household appliances*
		47596	**Jualan runcit peralatan muzik dan skor** *Retail sale of musical instruments and scores*
		47597	**Jualan runcit sistem keselamatan** *Retail sale of security systems*
		47598	**Jualan runcit barangan dan peralatan isi rumah t.t.t.l** *Retail sale of household articles and equipment n.e.c*
	476		**Jualan runcit di kedai khusus yang menjual barangan kesenian dan rekreasi** *Retail sale of cultural and recreation goods in specialised stores*
		47611	**Jualan runcit bekalan dan peralatan pejabat** *Retail sale of office supplies and equipment*
		47612	**Jualan runcit buku, surat khabar dan alat tulis** *Retail sale of books, newspapers and stationary*
		47620	**Jualan runcit rekod muzik, pita audio, cakera padat, kaset, pita video, VCD dan DVD, pita dan cakera kosong** *Retail sale of musical records, audio tapes, compact discs, cassettes, video tapes, VCDs and DVDs, blank tapes and discs*
		47631	**Jualan runcit barangan dan peralatan sukan** *Retail sale of sports goods and equipments*
		47632	**Jualan runcit peralatan memancing** *Retail sale of fishing equipment*
		47633	**Jualan runcit barangan perkhemahan** *Retail sale of camping goods*
		47634	**Jualan runcit bot dan peralatannya** *Retail sale of boats and equipments*

Perdagangan Runcit *Retail Trade*			
BAHAGIAN *DIVISION*	**KUMPULAN** *GROUP*	**PERKARA** *ITEM*	**KETERANGAN** *DESCRIPTION*
		47635	**Jualan runcit basikal dan komponen (termasuk alat ganti) dan aksesori yang berkaitan** *Retail sale of bicycles and related parts and accessories*
		47640	**Jualan runcit permainan dan barang mainan, diperbuat dari pelbagai bahan** *Retail sale of games and toys, made of all materials*
	477		**Jualan runcit di kedai khusus yang menjual barangan lain** *Retail sale of other goods in specialised stores*
		47711	**Jualan runcit pakaian, artikel bagi bulu binatang dan aksesori pakaian** *Retail sale of articles of clothing, articles of fur and clothing accessories*
		47712	**Jualan runcit kasut** *Retail sale of footwear*
		47713	**Jualan runcit barangan kulit, aksesori kulit serta gantian kulit** *Retail sale of leather goods, accessories of leather and leather substitutes*
		47721	**Jualan runcit di kedai khusus yang menjual barang farmaseutikal, perubatan dan ortopedik** *Stores specialised in retail sale of pharmaceuticals, medical and orthopaedic goods*
		47722	**Jualan runcit di kedai khusus yang menjual pewangi, kosmetik dan kelengkapan dandanan diri** *Stores specialised in retail sale of perfumery, cosmetic and toilet articles*
		47731	**Jualan runcit peralatan fotografi dan kepersisan** *Retail sale of photographic and precision equipment*
		47732	**Jualan runcit jam tangan dan jam dinding** *Retail sale of watches and clocks*
		47733	**Jualan runcit barang kemas** *Retail sale of jewellery*
		47734	**Jualan runcit bunga, tumbuhan, biji benih dan baja** *Retail sale of flowers, plants, seeds, fertilizers*
		47735	**Jualan runcit cenderahati, kraftangan dan barang keagamaan** *Retail sale of souvenier, craftwork and religious articles*
		47736	**Jualan runcit minyak tanah, gas memasak, batu arang dan kayu api** *Retail sale of household fuel oil, cooking gas, coal and fuel wood*
		47737	**Jualan runcit cermin mata dan barang optik lain** *Retail sale of spectacles and other optical goods*
		47738	**Jualan runcit ikan akuarium, haiwan peliharaan dan makanannya** *Retail sale of aquarium fishes, pet animals and pet food*

Perdagangan Runcit *Retail Trade*			
BAHAGIAN *DIVISION*	**KUMPULAN** *GROUP*	**PERKARA** *ITEM*	**KETERANGAN** *DESCRIPTION*
		47739	**Jualan runcit di kedai khusus yang menjual barang baru lain t.t.t.l** *Other retail sale of new goods in specialised stores n.e.c*
		47741	**Jualan runcit buku terpakai** *Retail sale of second-hand books*
		47742	**Jualan runcit barang elektrik dan elektronik terpakai** *Retail sale of second-hand electrical and electronic goods*
		47743	**Jualan runcit barang antik** *Retail sale of antiques*
		47744	**Aktiviti pusat lelongan (runcit)** *Activities of auctioning houses (retail)*
		47749	**Jualan runcit barangan terpakai t.t.t.l** *Retail sale of second-hand goods n.e.c*
	478		**Jualan runcit di gerai dan pasar** *Retail sale via stalls and markets*
		47810	**Jualan runcit makanan, minuman dan produk tembakau di gerai atau pasar** *Retail sale of food, beverages and tobacco products via stalls or markets*
		47820	**Jualan runcit tekstil, baju dan kasut di gerai atau pasar** *Retail sale of textiles, clothing and footwear via stalls or markets*
		47891	**Jualan runcit permaidani dan di gerai dan pasar** *Retail sale of carpets and rugs via stalls or markets*
		47892	**Jualan runcit buku di gerai atau pasar** *Retail sale of books via stalls or markets*
		47893	**Jualan runcit alat permainan dan barang mainan di gerai atau pasar** *Retail sale of games and toys via stalls or markets*
		47894	**Jualan runcit peralatan isi rumah dan barang elektronik di gerai atau pasar** *Retail sale of household appliances and consumer electronics via stall or markets*
		47895	**Jualan runcit rekod muzik dan video di gerai atau pasar** *Retail sale of music and video recordings via stall or markets*

Perdagangan Runcit *Retail Trade*			
BAHAGIAN *DIVISION*	**KUMPULAN** *GROUP*	**PERKARA** *ITEM*	**KETERANGAN** *DESCRIPTION*
	479		**Jualan runcit bukan di kedai, gerai atau pasar** *Retail trade not in stores, stalls or markets*
		47911	**Jualan runcit sebarang jenis produk melalui pesanan mel** *Retail sale of any kind of products by mail order*
		47912	**Jualan runcit sebarang jenis produk melalui internet** *Retail sale of any kind of product over the Internet*
		47913	**Jualan langsung melalui televisyen, radio dan telefon** *Direct sale via television, radio and telephone*
		47914	**Jualan runcit lelongan melalui internet** *Internet retail auctions*
		47991	**Jualan runcit sebarang jenis produk melalui jualan langsung atau penjualan dari pintu ke pintu** *Retail sale of any kind of product by direct sales or door-to-door sales persons*
		47992	**Jualan runcit sebarang jenis produk melalui mesin layan diri (*vending machine*)** *Retail sale of any kind of product through vending machines*
		47999	**Jualan runcit lain bukan di kedai, gerai atau pasar t.t.t.l** *Other retail sale not in stores, stalls or markets n.e.c*

Kenderaan Bermotor *Motor Vehicles*			
BAHAGIAN *DIVISION*	**KUMPULAN** *GROUP*	**PERKARA** *ITEM*	**KETERANGAN** *DESCRIPTION*
45	**451**		**Jualan kenderaan bermotor** *Sale of motor vehicles*
		45101	**Jualan borong dan runcit kenderaan bermotor baru** *Wholesale and retail of new motor vehicles*
		45102	**Jualan borong dan runcit kenderaan bermotor terpakai** *Wholesale and retail of used motor vehicles*
		45103	**Jualan kenderaan industri, komersial dan pertanian - baru** *Sale of industrial, commercial and agriculture vehicles - new*
		45104	**Jualan kenderaan industri, komersial dan pertanian - terpakai** *Sale of industrial, commercial and agriculture vehicles - used*
		45105	**Jualan oleh agen komisen** *Sale of commission agents*
		45106	**Lelongan kereta** *Car auctions*
		45109	**Jualan lain-lain kenderaan bermotor t.t.t.l** *Sale of other motor vehicles n.e.c*
	452		**Penyelenggaraan dan pembaikan kenderaan bermotor** *Maintenance and repair of motor vehicles*
		45201	**Penyelenggaraan dan pembaikan kenderaan bermotor** *Maintenance and repair of motor vehicles*
		45202	**Menyembur dan mengecat** *Spraying and painting*
		45203	**Mencuci dan mengilap (cuci kereta)** *Washing and polishing (car wash)*
		45204	**Pembaikan tempat duduk kenderaan bermotor** *Repair or motor vehicle seats*
		45205	**Pemasangan komponen (termasuk alat ganti) dan aksesori bukan sebahagian daripada proses pembuatan** *Installation of parts and accessories not as part of the manufacturing process*
	453		**Jualan komponen (termasuk alat ganti) dan aksesori kenderaan bermotor** *Sale of motor vehicle parts and accessories*
		45300	**Jualan borong dan runcit semua jenis komponen, alat ganti, bekalan, peralatan dan aksesori kenderaan bermotor** *Wholesale and retail sale of all kinds of parts, components, supplies, tools and accessories for motor vehicles*

Kenderaan Bermotor *Motor Vehicles*			
BAHAGIAN *DIVISION*	**KUMPULAN** *GROUP*	**PERKARA** *ITEM*	**KETERANGAN** *DESCRIPTION*
	454		**Jualan, penyelenggaraan dan pembaikan motosikal dan komponen (termasuk alat ganti) dan aksesori berkaitan** *Sale, maintenance and repair of motorcycles and related parts and accessories*
		45401	**Jualan borong dan runcit motosikal** *Wholesale and retail sale of motorcycles*
		45402	**Jualan borong dan runcit komponen (termasuk alat ganti) dan aksesori motosikal** *Wholesale and retail sale of parts and accessories for motorcycles*
		45403	**Pembaikan dan penyelenggaraan motosikal** *Repair and maintenance of motorcycles*

Muka surat ini sengaja dibiarkan kosong.
This page is deliberately left blank.

GLOSARI

GLOSSARY

Muka surat ini sengaja dibiarkan kosong.
This page is deliberately left blank.

GLOSARI / *GLOSSARY*

Jualan Borong Berdasarkan Yuran atau Kontrak
Termasuk agen komisyen, broker komoditi dan semua pemborong lain yang berdagang bagi pihak dan dengan akaun orang lain, mereka yang menemukan penjual dan pembeli atau menjalankan transaksi komersil bagi pihak majikan. Termasuk juga aktiviti jualan borong pusat lelongan.

Wholesale on a fee or contract basis

Includes activities of commission agents, commodity brokers and all other wholesalers who trade on behalf and on the account of others, activities or those involved in bringing sellers and buyers together or undertaking commercfial transactions on behalf of a principal. Also included are activities of wholesale auctioneering houses.

Lain-lain Pengkhususan Jualan Borong
Kumpulan ini termasuk aktiviti jualan borong pengkhususan lain yang tidak terkelas dalam kumpulan lain. Ini juga termasuk jualan borong produk perantara, kecuali pertanian, biasanya bukan untuk kegunaan isi rumah.

Other Specialised Wholesale
This group includes other specialized wholesale activities not classified in the other groups.This also includes wholesale of intermediate products, except agriculture, typically not for household use.

Jualan Borong Tanpa Pengkhususan
Kumpulan ini termasuk jualan borong pelbagai barangan tanpa sebarang pengkhususan tertentu.

Non-Specialized Wholesale
This group includes the wholesale of a variety of goods without any particular specialization.

Jualan Runcit di Stor Tanpa Pengkhususan
Kumpulan ini termasuk jualan runcit pelbagai keluaran produk dalam unit yang sama, seperti kedai runcit, pasar raya, pasar mini, kedai *convenience*, gedung serbaneka dan pasar raya besar.

Retail Sales in Non-Specialised stores
This group includes the retail sale of a variety of product lines in the same unit, such as provision stores, supermarkets, mini markets, convenience stores, department stores and hypermarkets.

Indeks Volum Nilai Jualan
Indeks volum bagi nilai jualan mengukur jualan dalam satu tempoh masa dalam bentuk volum (kuantiti yang dijual). Bagi mendapatkan volum nilai jualan, indeks nilai bagi jualan dibahagikan dengan Indeks Harga Pengguna dan Indeks Harga Pengeluar (yang mana berkenaan) untuk menyingkirkan pengaruh harga kepada nilai jualan.

Volume Index of Sales
The volume of sales index measures the sales over time in volume terms (quantity sold). In order to determine the volume of sales index, the value of sales index is divided by the Consumer Price Index and Producer Price Index (where applicable) to allow removing price effects on turnover.

Kadar Pertumbuhan Tahun-ke-Tahun (YoY)
Kadar pertumbuhan tahun-ke-tahun membandingkan satu tempoh (kebiasaannya satu bulan atau suku tahun) dengan tempoh sama tahun sebelumnya dengan mengukur peratus perubahan.

Year-on-Year Growth Rate (YoY)
Year-on-year growth rate compares a period (typically a month or quarter) with the same period from the previous year, measuring the percentage change.

Kadar Pertumbuhan Bulan-ke-Bulan (MoM)
Kadar pertumbuhan bulan-ke-bulan membandingkan satu bulan dengan bulan sebelumnya dengan mengukur peratus perubahan.

Month-on-Month Growth Rate (MoM)
Month-on-month growth rate compares one month with the previous month, measuring the percentage change.

Pelarasan Musim
Pelarasan musim adalah satu proses untuk mengenalpasti dan menyingkirkan pola musim yang biasa berlaku dalam tempoh tertentu, yang mungkin juga merangkumi pengaruh dari kesan cuti yang bergerak dan hari bekerja/ berdagang.

Seasonal Adjustment
Seasonal adjustment is a process to identify and to remove seasonal pattern within a period, which may also include the influences of moving holidays and working/trading days effect in each period.

PENERBITAN INI BOLEH JUGA DIPEROLEH DI JABATAN PERANGKAAN NEGERI SEPERTI BERIKUT:
THIS PUBLICATION IS ALSO AVAILABLE AT THE FOLLOWING STATES DEPARTMENT OF STATISTICS:

Pengarah,
Jabatan Perangkaan Malaysia Negeri Johor,
Tingkat 14, Menara Tabung Haji,
Jalan Air Molek,
80000 Johor Bahru, Johor.
Tel : 07 - 225 3700
Faks : 07 - 224 9972
E-mel : jpjohor@stats.gov.my

Pengarah,
Jabatan Perangkaan Malaysia Negeri Perak,
Tingkat 3, Blok A, Bangunan Persekutuan Ipoh,
Jalan Dato' Seri Ahmad Said (Greentown)
30450 Ipoh, Perak
Tel : 05 - 255 4963
Faks : 05 - 255 1073
E-mel : jpperak@stats.gov.my

Pengarah,
Jabatan Perangkaan Malaysia Negeri Kedah,
Aras 1, Zon C, Wisma Persekutuan,
Pusat Pentadbiran Kerajaan Persekutuan,
Bandar Muadzam Shah,
06550 Anak Bukit, Alor Setar, Kedah
Tel : 04 - 700 1240
Faks : 04 - 733 8412
E-mel : jpkedah@stats.gov.my

Pengarah,
Jabatan Perangkaan Malaysia Negeri Perlis,
Tingkat 2, 26B,
KPARC,
01000 Kangar,
Perlis
Tel : 04 - 977 1221
Faks : 04 - 977 1223
E-mel : jpperlis@stats.gov.my

Pengarah,
Jabatan Perangkaan Malaysia Negeri Kelantan,
Tingkat 8, Bangunan Persekutuan,
Jalan Bayam,
15514 Kota Bharu, Kelantan.
Tel : 09 - 7419449
Faks : 09 - 7482142
E-mel : jpkelantan@stats.gov.my

Pengarah,
Jabatan Perangkaan Malaysia Negeri Selangor,
Tingkat 9, Bangunan Darul Ehsan,
Jalan Indah, Seksyen 14,
40000 Shah Alam, Selangor
Tel : 03 - 5515 0200
Faks : 03 - 5518 0408
E-mel : jpselangor@stats.gov.my

Pengarah,
Jabatan Perangkaan Malaysia Negeri Melaka,
Aras 7 & 8, Wisma Persekutuan,
Jalan MITC, Hang Tuah Jaya,
75450 Ayer Keroh, Melaka.
Tel : 06 - 252 2725
Faks : 06 - 252 2711
E-mel : jpmelaka@stats.gov.my

Pengarah,
Jabatan Perangkaan Malaysia Negeri Terengganu,
Tingkat 9, Wisma Persekutuan,
Jalan Sultan Ismail,
20200 Kuala Terengganu, Terengganu.
Tel : 09 - 622 3062
Faks : 09 - 622 9659
E-mel : jpterengganu@stats.gov.my

Pengarah,
Jabatan Perangkaan Malaysia Negeri Sembilan,
Tingkat 12, Wisma Persekutuan,
Jalan Dato' Abdul Kadir,
70000 Seremban, Negeri Sembilan.
Tel : 06 - 765 5000
Faks : 06 - 765 5002
E-mel : jpnsembilan@stats.gov.my

Pengarah,
Jabatan Perangkaan Malaysia Negeri Sabah,
Tingkat 1-3, Blok C, Kompleks Pentadbiran
Kerajaan Persekutuan Sabah, Jalan UMS,
Beg Berkunci No. 2046, 88999 Kota Kinabalu, Sabah.
Tel : 088 - 484 602
Faks : 088 - 484 659
E-mel : jpsabah@stats.gov.my

Pengarah,
Jabatan Perangkaan Malaysia Negeri Pahang,
Tingkat 7, Bangunan Persekutuan,
Jalan Gambut,
25000 Kuantan, Pahang.
Tel : 09 - 516 3931/7
Faks : 09 - 514 4636
E-mel : jppahang@stats.gov.my

Pengarah,
Jabatan Perangkaan Malaysia Negeri Sarawak,
Tingkat 7 & 8, Bangunan Tun Datuk Patinggi
Tuanku Haji Bujang, Jalan Simpang Tiga,
93514 Kuching, Sarawak.
Tel : 082 - 240 287
Faks : 082 - 242 609
E-mel : jpsarawak@stats.gov.my

Pengarah,
Jabatan Perangkaan Malaysia Negeri Pulau Pinang,
Tingkat 6, Bangunan Persekutuan,
10400, Jalan Anson, Pulau Pinang.
Tel : 04 - 226 6244
Faks : 04 - 229 9499
E-mel : jpppinang@stats.gov.my

Pengarah,
Jabatan Perangkaan Malaysia
Wilayah Persekutuan,
Tingkat 14 & 15, Wisma FGV, Jalan Raja Laut,
50350 Kuala Lumpur.
Tel : 03 - 2267 2400
Faks : 03 - 2274 5075
E-mel : jpwpkl@stats.gov.my

DOSM

PRESTASI PERDAGANGAN BORONG & RUNCIT / *PERFORMANCE OF WHOLESALE & RETAIL TRADE*

2025

ISSN 2682-8472

9 772682 847006

@StatsMalaysia

MALAYSIA MADANI *kemampanan*

ASEAN MALAYSIA 2025 KETERANGKUMAN DAN KEMAMPANAN

20 Oktober

2016 - 2030