



## **MEDIA STATEMENT**

MINISTRY OF ECONOMY  
DEPARTMENT OF STATISTICS MALAYSIA

Block C6 & C7, Complex C,  
Federal Government Administrative Centre, Precinct 1,  
62514 Federal Territory of Putrajaya  
Telephone : 03 - 8090 4681

### **LABOUR FORCE STATISTICS, MALAYSIA, JANUARY 2025**

***Unemployed in January 2025 on a downward trend, decreased to 533.8 thousand persons, recording 3.1 per cent of the unemployment rate***

**PUTRAJAYA, MARCH 11, 2025** – Unemployed in January 2025 on a downward trend, decreased to 533.8 thousand persons, recording 3.1 per cent of the unemployment rate, the Department of Statistics Malaysia (DOSM) reported today in the release on **Statistics of the Labour Force, Malaysia, January 2025**. The statistics described the labour supply situation based on the Labour Force Survey conducted by DOSM.

Commenting on the overall performance for January 2025, Chief Statistician Malaysia, Dato' Sri Dr. Mohd Uzir Mahidin said, "In January 2025, the country's labour market was in an upward trend, reflecting the ongoing improvement in the nation's economic conditions despite some challenges in trade and inflation. Therefore, the number of labour force in January 2025 improved further, increasing by 0.3 per cent month-on-month to 17.22 million persons (December 2024: 17.17 million persons). Meanwhile, the labour force participation rate remained at 70.6 per cent as in the previous month. This positive trend in the labour force was driven by an increase in employment, while the number of unemployed persons continued to decline."

The Chief Statistician of Malaysia also stated that the number of employed persons in January 2025 continued to improve, registering a 0.3 per cent increase to reach 16.68 million (December 2024: 16.63 million). Meanwhile, the number of unemployed decreased by 0.9 per cent to 533.8 thousand persons in January 2025 (December 2024: 538.5 thousand persons). The unemployment rate remained at 3.1 per cent as recorded in the previous month.

Elaborating on the employment situation, Dato' Sri Dr. Mohd Uzir Mahidin highlighted that in January 2025, the employee's category, which comprised 75.3 per cent of the

*total employed persons, recorded an increase of 0.3 per cent to 12.56 million persons (December 2024: 12.53 million persons). The category of own-account workers also trended upward by 0.7 per cent to 3.11 million persons (December 2024: 3.09 million persons).*

*By economic sector, employment in the Services sector showed steady growth, particularly in Accommodation and food & beverage services; Wholesale & retail trade, and Human health and social work activities. Likewise, the Manufacturing, Construction, Agriculture and Mining & quarrying sectors also experienced positive employment growth in January 2025.*

*Explaining further on the unemployment situation in January 2025, the Chief Statistician of Malaysia stated that 79.4 per cent of the total unemployed persons were actively unemployed, or those who were available for work and were actively seeking jobs. In this category, the number fell by 0.5 per cent to 423.6 thousand persons (December 2024: 425.7 thousand persons). By duration of unemployment for the actively unemployed, 63.6 per cent were those who were unemployed for less than three months, while 5.6 per cent were in long-term unemployment for more than a year. In the meantime, the inactively unemployed, or those who believed that there were no jobs available, decreased by 2.3 per cent to 110.2 thousand persons (December 2024: 112.8 thousand persons).*

*The unemployment rate for youth aged 15 to 24 years declined by 0.1 percentage points to 10.3 per cent, recording 299.3 thousand unemployed youths during January 2025 (December 2024: 10.4%; 301.4 thousand persons). On the same note, the unemployment rate for youth aged 15 to 30 years stood at 6.3 per cent during the month, with 402.4 thousand unemployed youths compared to the previous month (December 2024: 6.3%; 400.7 thousand persons).*

*In January 2025, the number of persons outside the labour force experienced a slight decrease of 0.03 per cent to 7.15 million, compared to 7.16 million in December 2024. The main reason for not participating in the labour force was due to housework/ family responsibilities, accounting for 43.6 per cent, followed by schooling/ training reasons (41.8%).*

*Concluding the statement, Malaysia's resilient economic position had a positive impact on the country's labour market. This situation is supported by strong domestic demand, government initiatives, increased tourism activities, and ongoing investment activities in infrastructure projects and key sectors. Moreover, the role of Malaysia as ASEAN Chairman 2025 is expected to have a favourable impact on the performance of the country's labour market by increasing investment, rural development, labour skills, and the halal sector. Therefore, in line with the country's growing economic performance and strong growth in the major sector of the country's economy, the nation's labour*

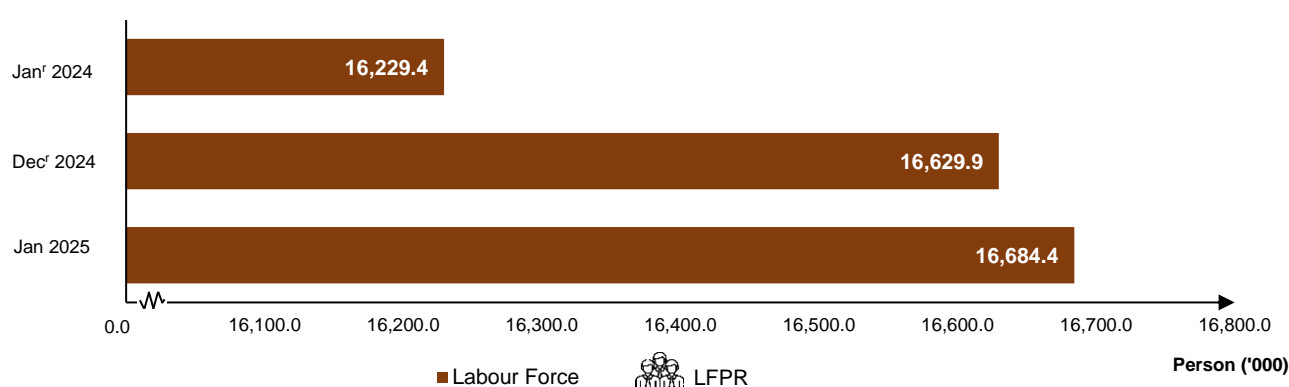
market is foreseen to remain in a stable growth momentum with an increasing number of employments, while unemployment is declining.

In addition to today's release, starting with the release of Labour Force Statistics (LFS), January 2025, DOSM also published the revision of the principal statistics of the labour force data series for January to December 2024 in stages beginning with January and December data. The revision of the LFS data series is performed when the most recent Population and Housing Census data of 2020 is available. The process of incorporating revised population benchmarks is referred to as rebasing.

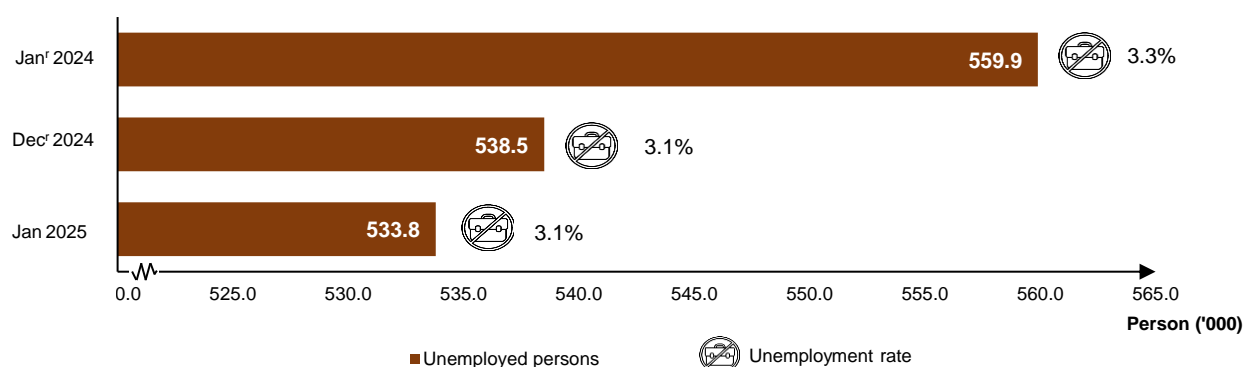
The Department of Statistics Malaysia (DOSM) has launched OpenDOSM NextGen as a medium that provides data catalogues and visualisations to facilitate users' analysis and can be accessed through <https://open.dosm.gov.my>.

The Government of Malaysia has declared National Statistics Day (MyStats Day) on October 20<sup>th</sup>. MyStats Day theme is "Statistics is the Essence of Life".

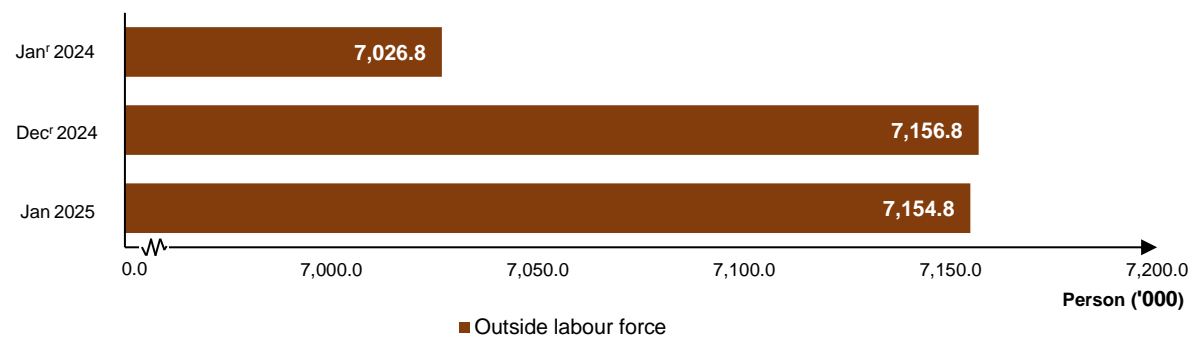
**Chart 1:** Employed persons, Malaysia, January<sup>r</sup> 2024, December<sup>r</sup> 2024 and January 2025



**Chart 2:** Unemployment, Malaysia, January<sup>r</sup> 2024, December<sup>r</sup> 2024 and January 2025



**Chart 3:** Outside labour force, Malaysia, January<sup>r</sup> 2024, December<sup>r</sup> 2024 and January 2025



*Note:*<sup>r</sup> Revision based on the current population estimates from Population and Housing Census 2020

*Released by:*

**THE OFFICE OF CHIEF STATISTICIAN MALAYSIA**  
**DEPARTMENT OF STATISTICS MALAYSIA**  
**11<sup>th</sup> MARCH 2025**