

Embargo: Only to be published or disseminated at 1200 hour, Thursday, February 13th 2025



MEDIA STATEMENT

**MINISTRY OF ECONOMY
DEPARTMENT OF STATISTICS MALAYSIA**

Block C6 & C7, Complex C,
Federal Government Administrative Centre, Precinct 1,
62514 Federal Territory of Putrajaya
Telephone : 03 - 8090 4681

MONTHLY RUBBER STATISTICS, MALAYSIA DECEMBER 2024

Malaysia natural rubber production decreased by 5.1 per cent in December 2024

PUTRAJAYA, FEBRUARY 13, 2025 – The Department of Statistics, Malaysia (DOSM) released the **Monthly Rubber Statistics, Malaysia, December 2024**. This publication consists of statistics on production, imports, exports, domestic consumption, stocks, prices, number of employees, salaries & wages and productivity of rubber estates.

Chief Statistician Malaysia, Dato' Sri Dr. Mohd Uzir Mahidin said, Natural Rubber (NR) production decreased by 5.1 per cent in December 2024 (38,299 tonnes) as compared to November 2024 (40,341 tonnes). Year-on-year comparison showed that the production of NR increased by 26.2 per cent (December 2023: 30,342 tonnes). Production of NR in December 2024 for Malaysia was mainly contributed by smallholders sector (89.4%) as compared to estates sector (10.6%).

Total stocks of NR in December 2024 increased by 1.4 per cent to 167,745 tonnes as compared to 165,384 tonnes in November 2024. Rubber processors factory contributed 88.7 per cent of the stocks followed by rubber consumers factory (11.2%) and rubber estates (0.1%).

Exports of Malaysia's NR amounted to 44,338 tonnes in December 2024, increased 1.8 per cent as against November 2024 (43,562 tonnes). P.R. China remained as the main destination for NR exports which accounted 49.0 per cent of total exports in December 2024 followed by Germany (12.9%), the United Arab Emirates (7.3%), the United States of America (3.7%) and Portugal (3.3%). The exports performance was contributed by NR-based product such as gloves, tyre, tube and rubber thread. Gloves were the main exports of rubber-based products with a value of RM1.5 billion in December 2024, an increase of 6.2 per cent as compared to November 2024 (RM1.4 billion).

Analysis of the average monthly price showed that Concentrated Latex recorded an increase of 2.3 per cent (December 2024: 699.35 sen per kg; November 2024: 683.48 sen per kg) while Scrap increased by 3.9 per cent (December 2024: 757.28 sen per kg; November 2024: 728.68 sen per kg). Trend of prices for all Standard Malaysian Rubber (S.M.R) increased between 2.3 per cent and 3.5 per cent. The World Bank Commodity Price Data reported the prices for TSR 20 (Technically Specified Rubber) has increased 3.2 per cent (from USD1.93/kg to USD1.99/kg) and SGP/MYS (Singapore/Malaysia) increased 4.1 per cent (from USD2.29/kg to USD2.38/kg).

The performance of the fourth quarter of 2024 showed natural rubber production increased by 10.7 per cent to 117,040 tonnes as compared to 105,715 tonnes in the third quarter of 2024. The annual performance of Malaysia's natural rubber production in the fourth quarter of 2024 recorded an increase of 24.6 per cent as compared to the fourth quarter 2023 (93,956 tonnes).

According to the Malaysia Rubber Board Digest published in December 2024, the Kuala Lumpur rubber market ruled mixed during the review period with the increase price of SMR 20. Market sentiment was supported by prolonged concerns for supply disruption due to heavy rains and flooding in major NR-producing countries. Market sentiment was also boosted by the rally in the regional rubber futures markets due to improved Chinese economic performance from additional stimulus to support economic growth.

The Department of Statistics Malaysia (DOSM) has launched OpenDOSM NextGen as a medium that provides data catalogue and visualisations to facilitate users' analysis and can be accessed through <https://open.dosm.gov.my>.

The Government of Malaysia has declared National Statistics Day (MyStats Day) on November 20th. MyStats Day theme is “Statistics is the Essence of Life”.

Chart 1: Production and domestic consumption of natural rubber December 2023, November - December 2024 ('000 tonnes)

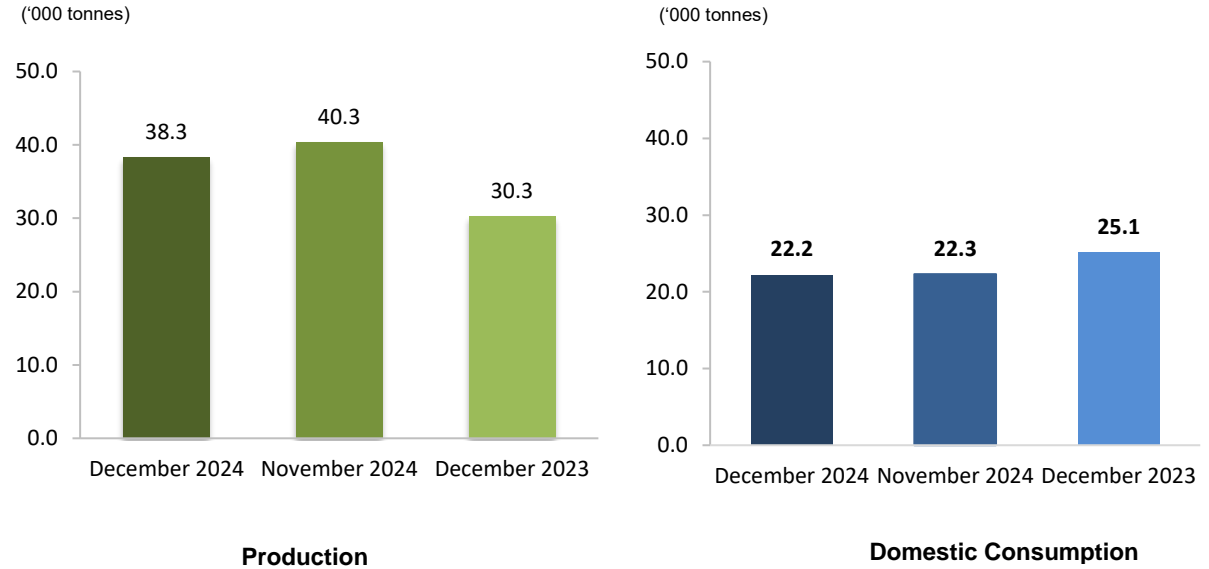


Chart 2: Imports and exports of natural rubber December 2023, November - December 2024 ('000 tonnes)

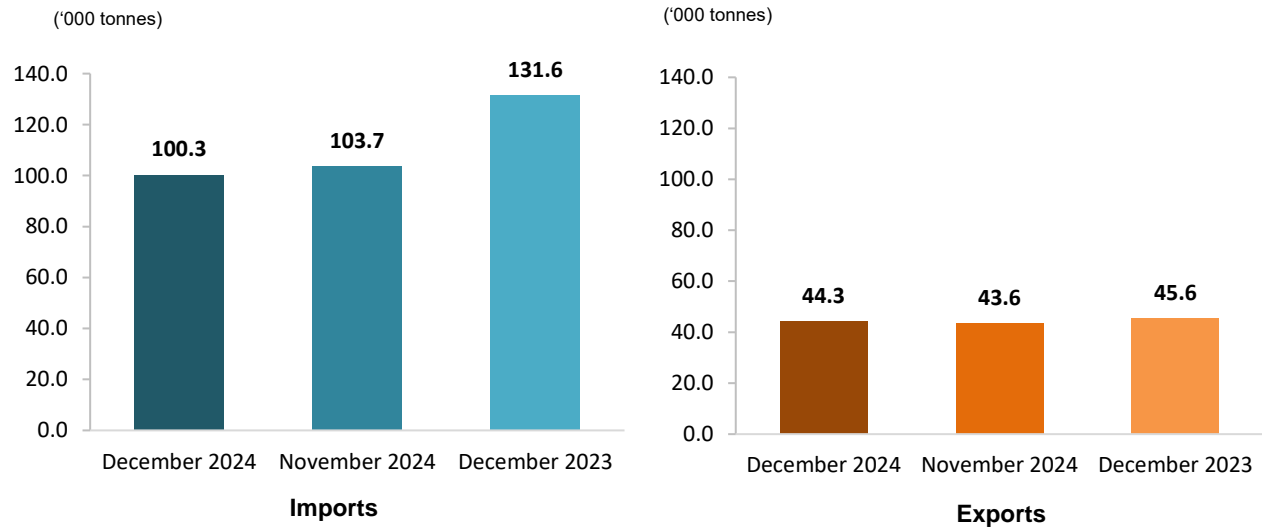
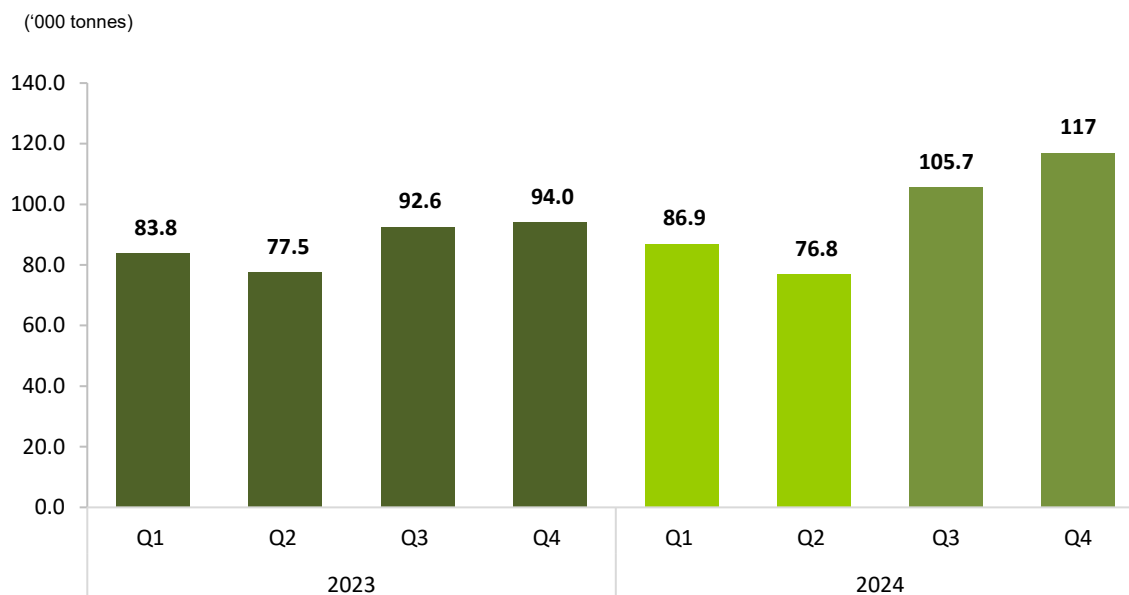


Chart 3: Natural rubber production Quarterly 2023/2024
('000 tonnes)



Released by:

THE OFFICE OF CHIEF STATISTICIAN MALAYSIA
DEPARTMENT OF STATISTICS MALAYSIA
13 FEBRUARY 2025