



## MEDIA STATEMENT

MINISTRY OF ECONOMY  
DEPARTMENT OF STATISTICS MALAYSIA

Block C6 & C7, Complex C,  
Federal Government Administrative Centre, Precinct 1,  
62514 Federal Territory of Putrajaya  
Telephone : 03 - 8090 4681

### **CONSUMER PRICE INDEX, MALAYSIA DECEMBER 2024**

#### ***Malaysia's inflation moderated to 1.7 per cent in December 2024***

**PUTRAJAYA, 22 January 2025** - Malaysia's inflation moderated to 1.7 per cent in December 2024 with the index points stood at 133.4 as against 131.2 in the same month of the previous year. The Department of Statistics Malaysia (DOSM) reported today on the release of **CONSUMER PRICE INDEX (CPI), DECEMBER 2024**.

The increase of inflation in December 2024 was driven by a slower increase in the main groups of Personal Care, Social Protection & Miscellaneous Goods & Services (3.2%); Recreation, Sport & Culture (1.7%); Health (1.1%) and Furnishings, Household Equipment & Routine Household Maintenance (0.4%). Meanwhile, inflation for Restaurant & Accommodation Services and Food & Beverages increased at a higher rate of 2.9 per cent and 2.7 per cent as compared to 2.8 per cent and 2.6 per cent respectively in November 2024.

Chief Statistician Malaysia, Dato' Sri Dr. Mohd Uzir Mahidin informed that inflation for Information & Communication continued to decrease to negative 5.4 per cent in December 2024 (November 2024: -3.9%). This was due to the decline in inflation for main subgroup of Information & communication services at negative 6.4 per cent (November 2024: -4.4%). Clothing & Footwear remained at a negative territory and posted negative 0.5 per cent (November 2024: -0.3%). Meanwhile, Housing, Water, Electricity, Gas & Other Fuels (3.2%); Education (1.5%); Alcoholic Beverages & Tobacco (0.8%); Insurance & Financial Services (0.5%) and Transport (0.4%) increased at the same rate as the previous month.

*The Food & Beverages group which contributes 29.8 per cent of the total CPI weight increased by 2.7 per cent in December 2024 (November 2024: 2.6%). The main subgroup of Food at home increased by 0.9 per cent (November 2024: 0.6%) due to the inflation in the expenditure class of Vegetables which recorded an increase of 3.6 per cent (November 2024: 1.1%). The rise in vegetable prices is influenced by adverse weather conditions and frequent rainfall, affecting production areas in key production regions such as Cameron Highlands. Among the vegetables that recorded a higher increase on a year-on-year basis in December 2024 were Long beans, 12.7 per cent (November 2024: 3.3%), Cabbage, 11.7 per cent (November 2024: 8.5%) and Lady's finger, 11.1 per cent (November 2024: 1.8%).*

*The expenditure class of Meat recorded a decline at a negative rate of 0.3 per cent in December 2024 (November 2024: 1.6%). The decline in the expenditure class was contributed by Local beef which registered negative 3.2 per cent in December 2024 (November 2024: -1.8%). Chicken as the largest component (32.6%) in the expenditure class of Meat recorded a slower increase at 0.9 per cent (November 2024: 4.8%). Based on data collected by DOSM, the average price of Standard chicken in Malaysia for December 2024 was RM10.32 per kilogramme as compared to RM10.18 per kilogramme in December 2023 (November 2024: RM10.41). Meanwhile, the average price of Standard chicken in Peninsular Malaysia for December 2024 was RM9.52 per kilogramme as compared to RM9.44 per kilogramme in December 2023 (November 2024: RM9.69).*

*Apart from that, the main subgroup of Food away from home increased 4.8 per cent, the same rate as the previous month. Among the items that recorded increases in December 2024 were Cooked vegetables, 6.0 per cent (November 2024: 5.1%), Rice with side dishes, 4.0 per cent (November 2024: 3.8%) and Satay, 3.9 per cent (November 2024: 3.5%).*

*Furthermore, inflation for Transport remained at 0.4 per cent in December 2024 as compared to November 2024. The increase was contributed by main subgroup of Operation of personal transport equipment which increased 1.0 per cent in December 2024 (November 2024: 0.9%). Among the items that recorded an increase were Car wash services, 5.7 per cent (November 2024: 4.6%); Car servicing,*

5.6 per cent (November 2024: 5.1%) and Repair of motorcycle, 3.2 per cent (November 2024: 3.2%). In addition, the subgroup of Purchase of vehicles recorded a decline at negative 0.9 per cent (November 2024: -0.6%) due to price reductions offered as rebates to new car buyers.

Inflation for Diesel remained at the same rate as prior month at 15.0 per cent. The average price for Diesel in Peninsular Malaysia was RM2.95 per litre as compared to RM2.15 per litre in December 2023 (November 2024: RM2.95). However, the average price of Diesel for Sabah, Sarawak and Wilayah Persekutuan Labuan remained at RM2.15 per litre. In addition, inflation for Unleaded petrol RON97 decreased at negative 7.5 per cent (November 2024: -8.1%). The average price of Unleaded petrol RON97 in December 2024 was RM3.21 per litre as against RM3.47 per litre in December 2023 (November 2024: RM3.19).

Chief Statistician Malaysia, Dato' Sri Dr. Mohd Uzir Mahidin also added that, with regards to inflation at the state level, most of the states recorded inflation below the national inflation level of 1.7 per cent. However, inflation for five states were above the national inflation level namely Pulau Pinang (2.6%), Pahang (2.3%), Selangor (2.0%), Johor (1.8%) and Sarawak (1.8%). All states registered an increase in the inflation of Food & Beverages. The highest rate was recorded by Selangor at 4.1 per cent, followed by Wilayah Persekutuan Kuala Lumpur (3.1%), Johor (3.0%), Terengganu (2.9%) and Wilayah Persekutuan Putrajaya (2.9%). Meanwhile, other states showed an increase below the national inflation of Food & Beverages of 2.7 per cent in December 2024.

The annual inflation rate for 2024 recorded 1.8 per cent, marking a two-year consecutive decline in inflation since 2022 (3.3%) as shown in Chart 5. This was contributed by a slower incline of Restaurant & Accommodation Services, 3.1 per cent (2023: 5.6%). This was followed by Food & Beverages, 2.0 per cent (2023: 4.8%); Health, 1.8 per cent (2023: 2.2%); Education, 1.5 per cent (2023: 1.9%); Transport, 1.0 per cent (2023: 1.1%) and Furnishings, Household Equipment & Routine Household Maintenance, 0.7 per cent (2023: 2.2%). The overall monthly inflation for December 2024 increased 0.1 per cent as against November 2024. The increase was driven by the inflation in the main group of Food & Beverages (0.4%), Transport (0.3%) and Restaurant & Accommodation Services (0.3%). The main group

of Information & Communication showed a decline of negative 1.7 per cent, followed by Clothing & Footwear (-0.2%).

Inflation for the fourth quarter of 2024 increased 1.8 per cent (Q3 2024: 1.9%). As for quarter-on-quarter comparison, Malaysia's inflation showed an increase of 0.2 per cent (Q3 2024: 0.4%). Meanwhile, core inflation increased slower at 1.6 per cent in December 2024 as compared to November 2024 (1.8%). The increase was due to Personal Care, Social Protection & Miscellaneous Goods & Services (3.2%); Recreation, Sport & Culture (1.7%) and Health (1.3%).

In comparison to inflation in other selected countries, inflation in Malaysia (1.7%) was lower than inflation in Vietnam (2.9%), Philippines (2.9%) and Republic of Korea (1.9%). However, the rate was higher than Indonesia (1.6%), Thailand (1.2%) and China (0.1%).

The Department of Statistics Malaysia (DOSM) has launched OpenDOSM NextGen as a medium that provides data catalogue and visualisations to facilitate users' analysis and can be accessed through <https://open.dosm.gov.my>.

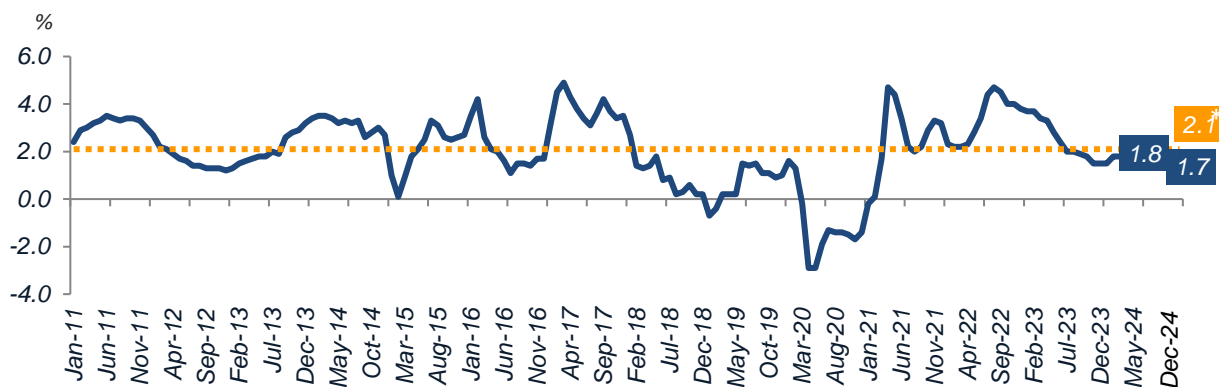
The Government of Malaysia has declared National Statistics Day (MyStats Day) on October 20<sup>th</sup>. MyStats Day theme is "Statistics is the Essence of Life".

Released by:

**THE OFFICE OF CHIEF STATISTICIAN MALAYSIA  
DEPARTMENT OF STATISTICS MALAYSIA  
22 JANUARY 2025**

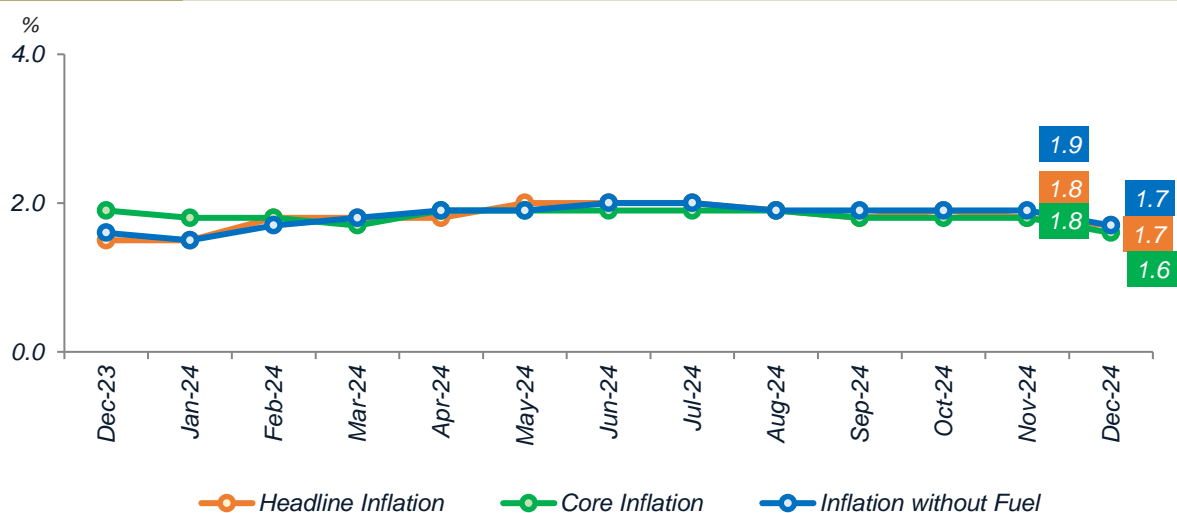
**Embargo:** Only to be published or disseminated at 1200 hour, Wednesday, 22 January 2025

**Chart 1** Malaysia Headline Inflation, January 2011 - December 2024

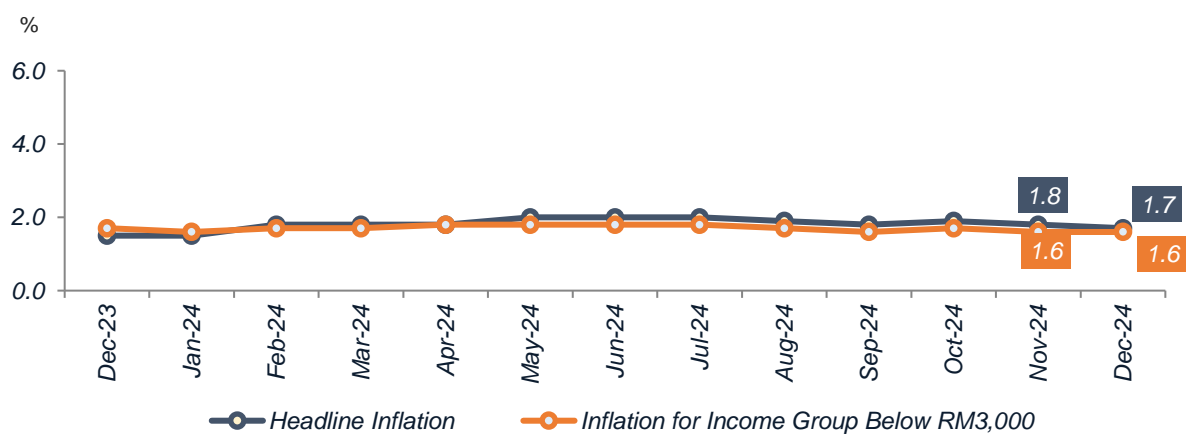


Note: \* Average inflation for the period of January 2011 to December 2024

**Chart 2** Malaysia Headline Inflation, Core Inflation and Inflation without Fuel, December 2023 - December 2024

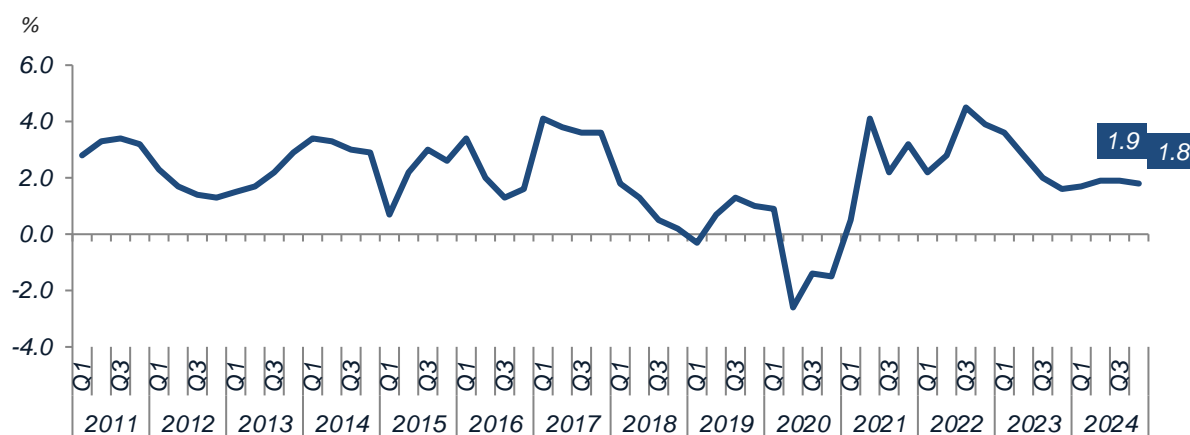


**Chart 3** Inflation for Income Group Below RM3,000, December 2023 - December 2024



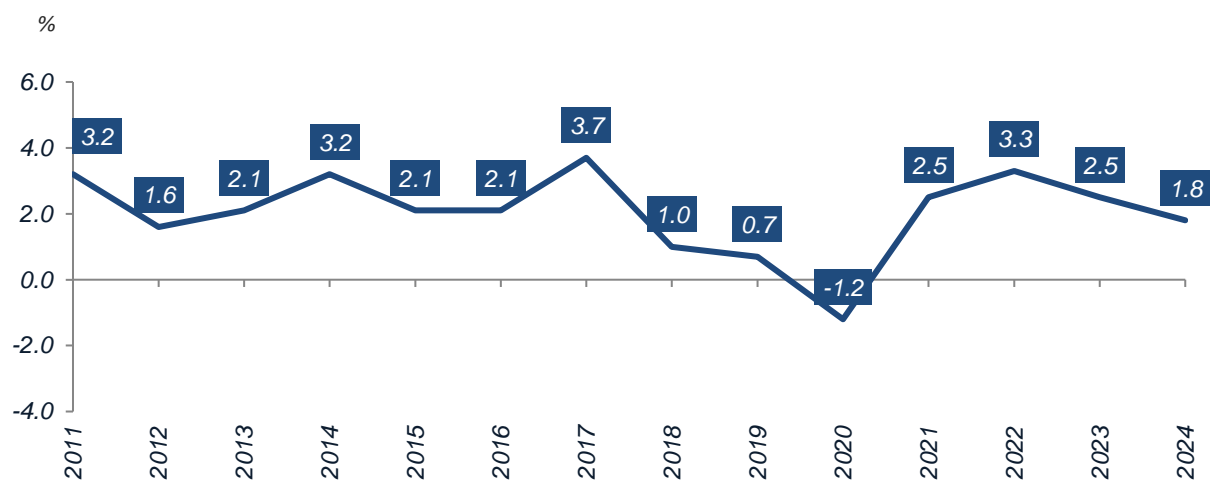
**Chart 4**

**Quarterly Headline Inflation, Malaysia, Q1 2011 - Q4 2024**



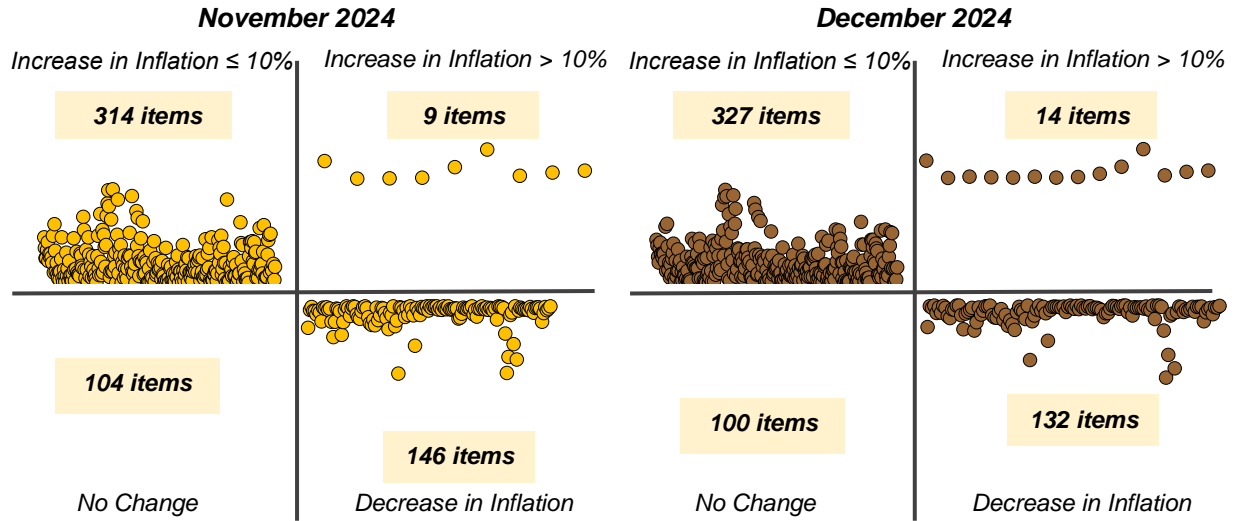
**Chart 5**

**Annual Headline Inflation, Malaysia, 2011 - 2024**



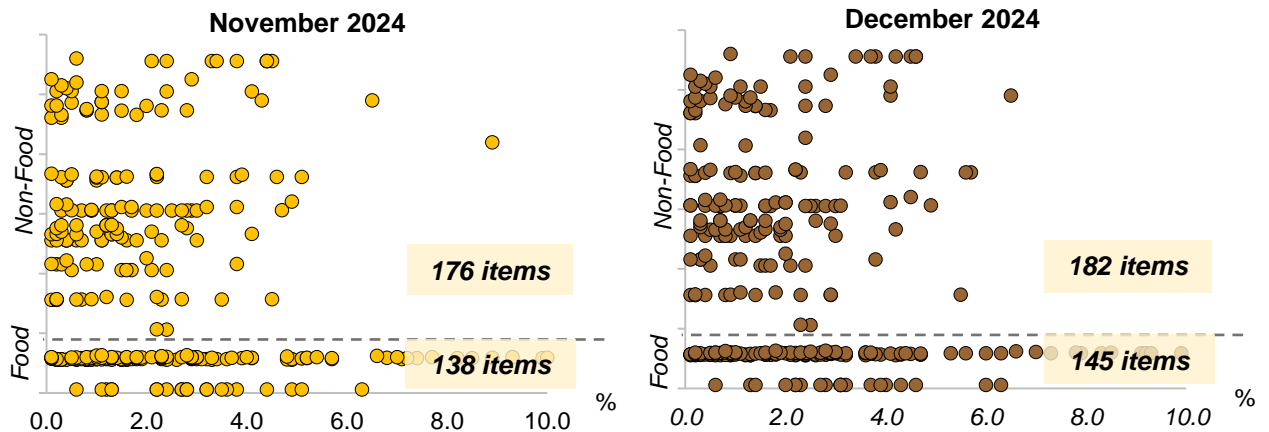
**Chart 6**

**Inflation by Quadrant, November 2024 & December 2024**



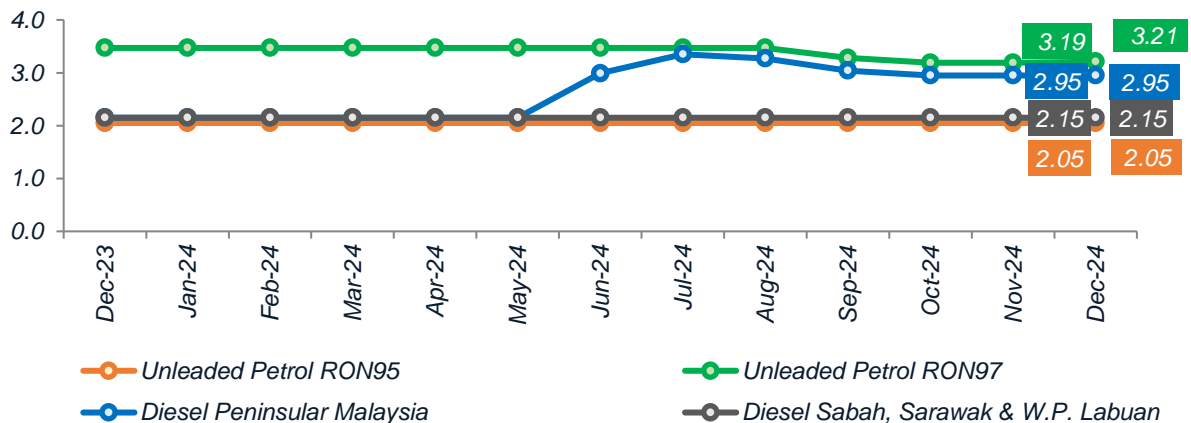
**Chart 7**

**Distribution of Inflation for Food and Non-Food that Increased ≤10%, November 2024 & December 2024**



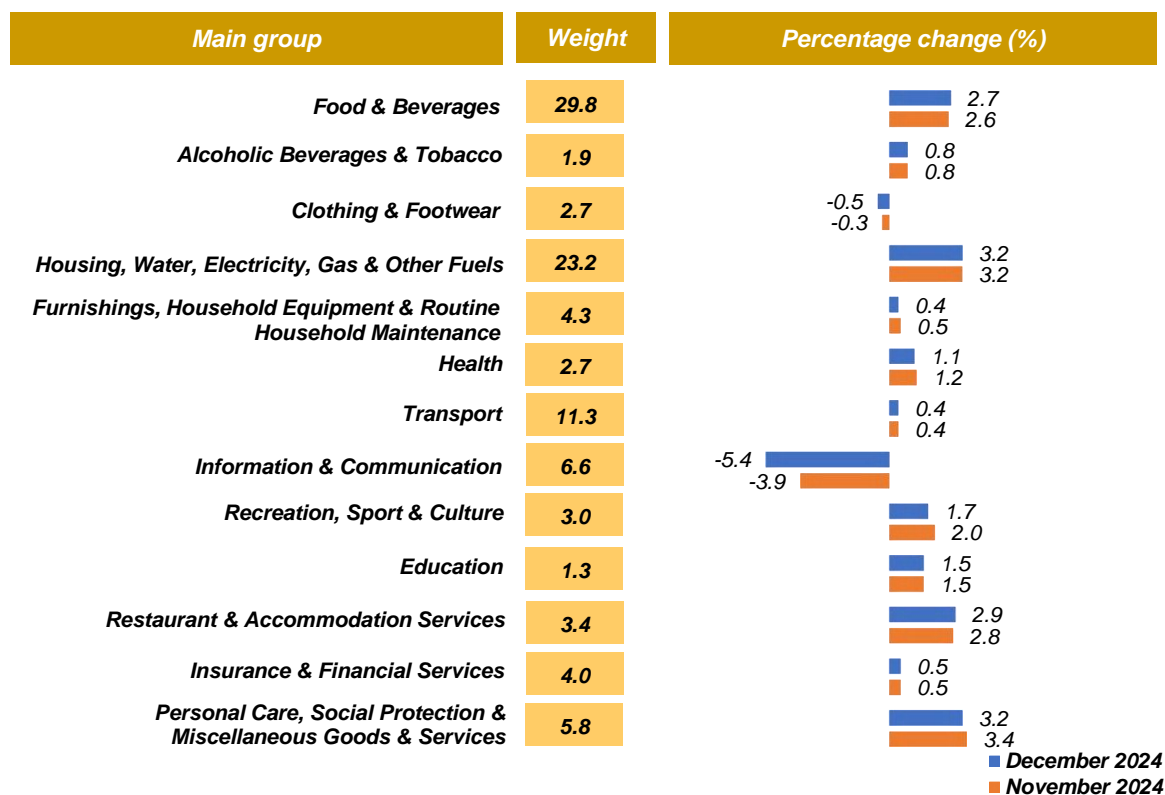
**Chart 8**

**Average Price of Unleaded Petrol RON95, Unleaded Petrol RON97 and Diesel, December 2023 - December 2024**



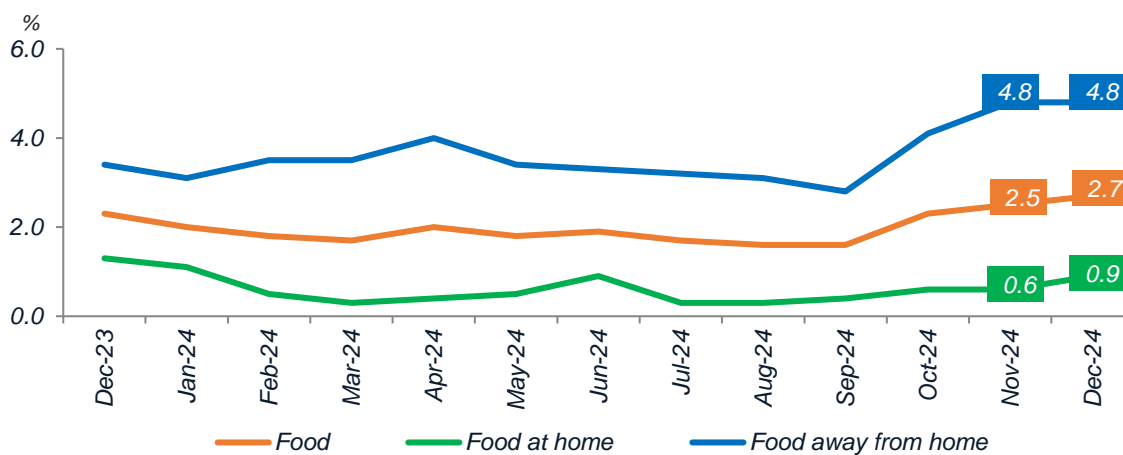
**Chart 9**

**Inflation by Main Group, November 2024 & December 2024**



**Chart 10**

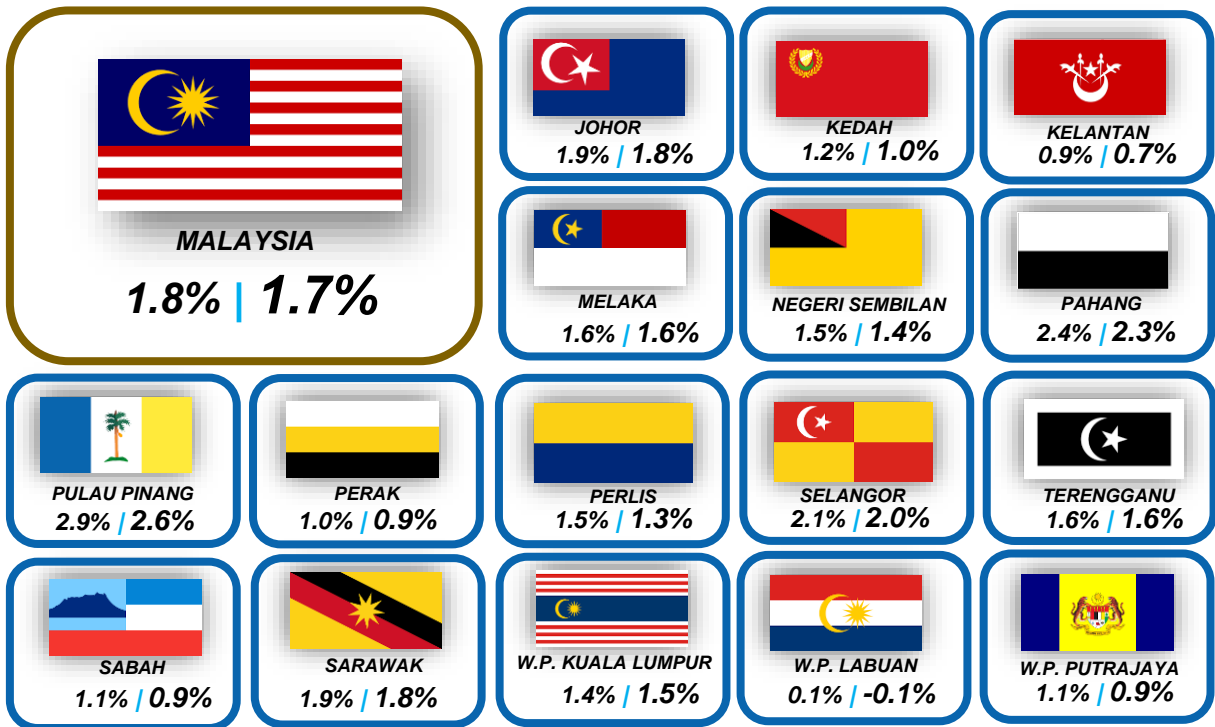
**Inflation for Food & Beverages, December 2023 - December 2024**





**Chart 11**

**Inflation by State, November 2024 & December 2024**

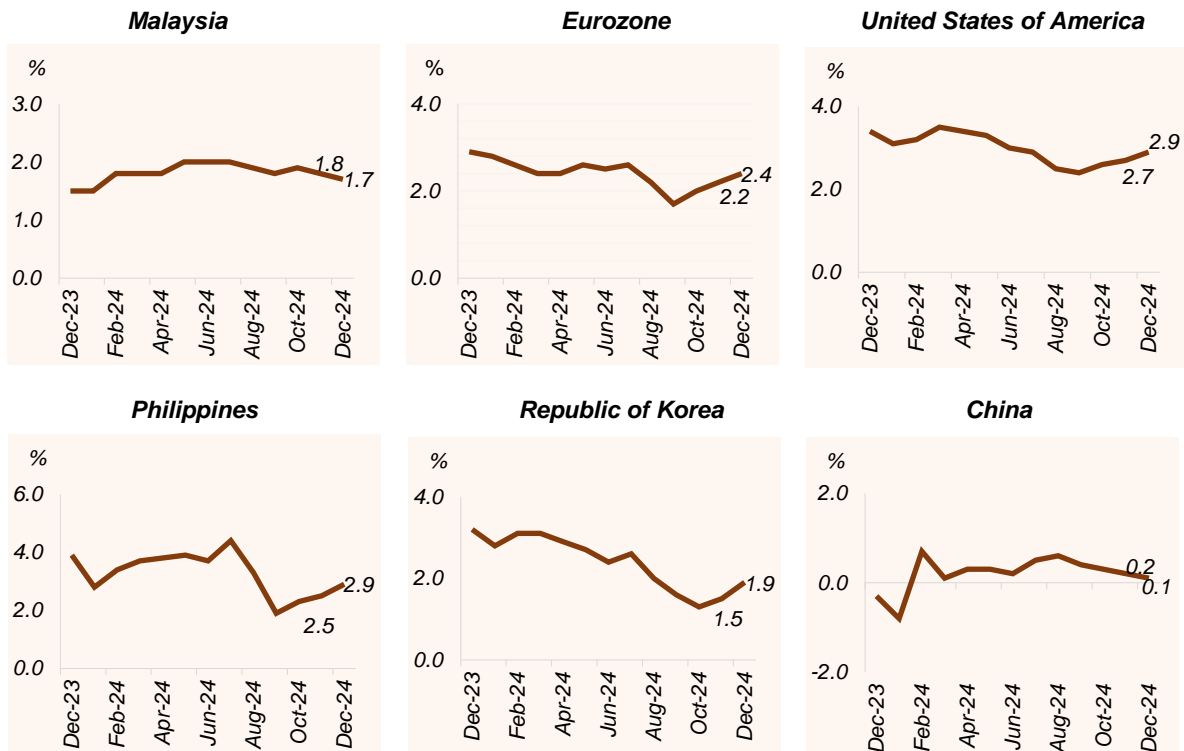


Note: W.P. refers to Wilayah Persekutuan

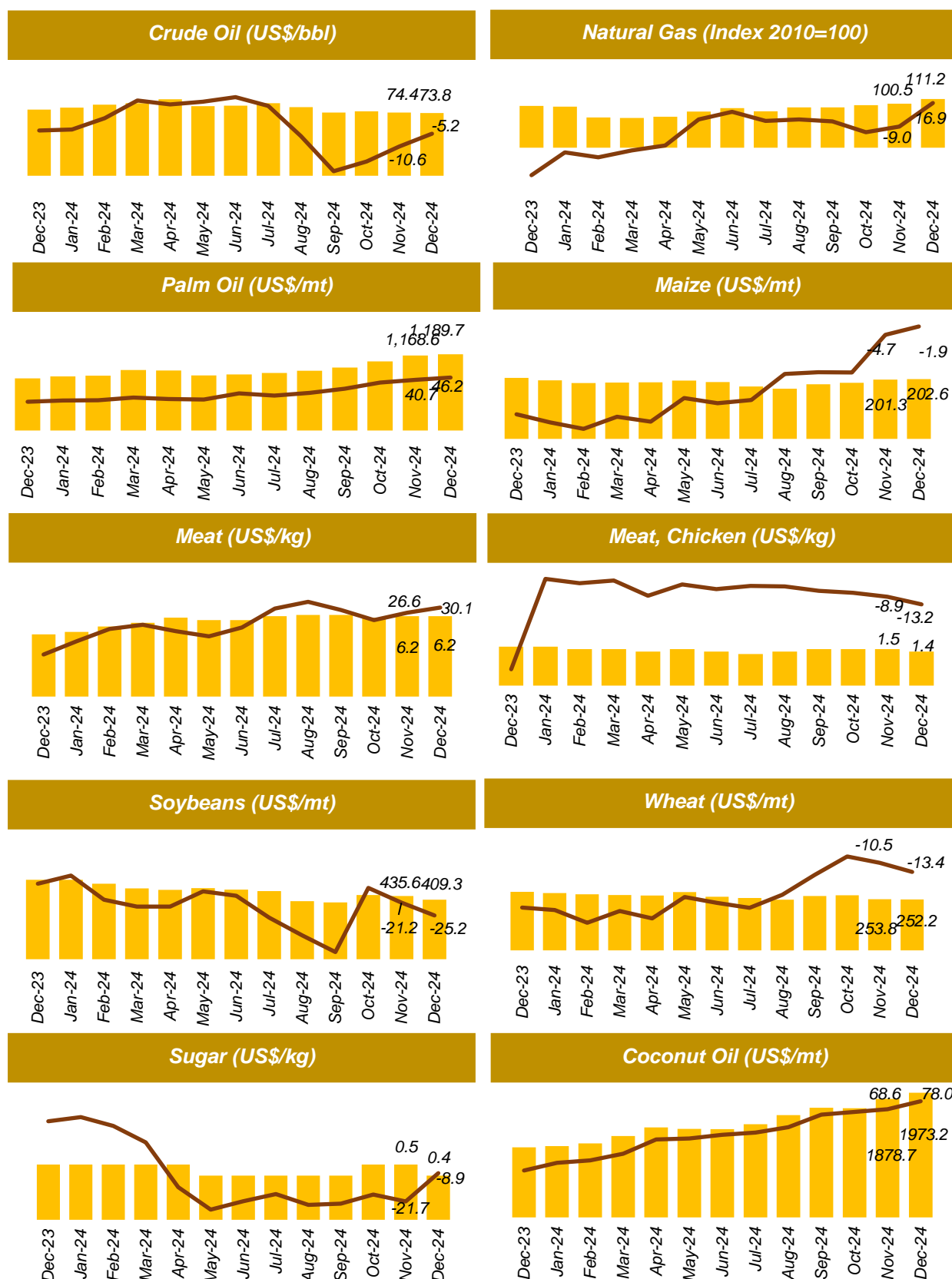
November 2024 | December 2024

**Chart 12**

**Inflation of Selected Countries, December 2023 - December 2024**



**Chart 13** Global Selected Commodity Prices



Global commodity price (US\$) — Percentage change year-on-year **Source:** Commodity Monthly Prices, World Bank

**Notes:**

**Bbl** : Brazilian Butt Lift (barrel) (1bbl = 159 litres)

**Mt** : Million Tonne

**Mmbtu** : Metric Million British Thermal Unit