

**Embargo: Only to be published or disseminated at 1200 hour, Wednesday, November 13<sup>th</sup> 2024**



## **MEDIA STATEMENT**

**MINISTRY OF ECONOMY  
DEPARTMENT OF STATISTICS MALAYSIA**

Block C6 & C7, Complex C,  
Federal Government Administrative Centre, Precinct 1,  
62514 Federal Territory of Putrajaya  
Telephone : 03 - 8090 4681

### **DEMOGRAPHIC STATISTICS MALAYSIA, THIRD QUARTER 2024**

#### **POPULATION GROWTH RATE DECLINED TO 1.6 PER CENT AS NUMBER OF BIRTHS DECREASED 12.3 PER CENT IN THIRD QUARTER 2024**

**PUTRAJAYA, 13<sup>th</sup> NOVEMBER 2024** - Department of Statistics, Malaysia has released the report on Demographic Statistics that presents statistics of live births, deaths and population in the third quarter 2024.

In a statement today, Chief Statistician Malaysia, Dato' Sri Dr. Mohd Uzir Mahidin said, "Malaysia's total population in the third quarter 2024 was estimated at 34.1 million as compared to 33.6 million in the third quarter 2023 with a slower growth of 1.6 per cent as compared to 2.1 per cent (Q3 2023). Population growth rate declined as number of births decreased in the same period. The total population comprised 30.7 million (90.0%) Citizens and 3.4 million (10.0%) Non-citizens. Males population increased to 17.9 million from 17.6 million in the third quarter 2023 and females rose to 16.2 million from 16.0 million in the same period. The overall sex ratio of population was 111 males per 100 females while sex ratio for Citizens was 103 males per 100 females. Young age population (0-14 years old) remained unchanged at 7.6 million (22.2%). Meanwhile, the composition of working age population (15-64 years) and old population (65 years and over) increased from 23.5 million (70.0%) and 2.5 million (7.5%) to 23.9 million (70.2%) and 2.6 million (7.7%) in the third quarter 2024, respectively".

Malay accounted 58.1 per cent of the population in the third quarter 2024 (Q3 2023: 57.9%). Chinese and Indians decreased at 22.4 per cent and 6.5 per cent, respectively as compared to 22.5 per cent and 6.6 per cent, while Other Bumiputera remained unchanged at 12.3 per cent in the same period. Other Bumiputera consists of Bumiputera Sabah, Bumiputera Sarawak and other Bumiputera Peninsular Malaysia. Bumiputera Sabah contributed 56.6 per cent of Other Bumiputera which consist Kadazan/ Dusun (31.7%), Bajau (26.5%), Murut (5.1%) and other Sabah Bumiputera (36.7%). Meanwhile, Bumiputera Sarawak (32.4%) comprised Iban (59.1%), Bidayuh (17.1%), Melanau (10.6%) and other Sarawak Bumiputera (13.2%).

In addition, he also commented that, “The number of live births recorded a decrease of 12.3 per cent (100,645 births) as compared to 114,764 births in the third quarter 2023. Male babies outnumbered female babies with 51,815 births as compared to 48,830 births. Sex ratio of live births was 106 males per 100 females. Selangor recorded the highest live births of 19,458 (19.3%) while Wilayah Persekutuan Labuan recorded the lowest at 327 births (0.3%). Mothers aged 30-39 years recorded the highest live births of 50,670 (50.3%) in this quarter followed by mothers aged 20-29 years (42.6%), 40 years and over (5.0%) and less than 20 years (2.1%). On average, one baby was born per minute, 46 babies per hour and 1,094 babies per day in the third quarter 2024”.

Malay accounted 66.7 per cent (67,181 live births) of the total live births in the third quarter 2024 (Q3 2023: 67.1%). Live births for Chinese and Other Bumiputera increased to 10.4 per cent and 13.0 per cent, respectively as compared to 9.7 per cent and 12.8 per cent in the third quarter 2023. Meanwhile, Indians decreased to 3.8 per cent as compared to 4.4 per cent in the third quarter 2023. Bumiputera Sabah contributed 58.5 per cent of Other Bumiputera which comprised Kadazan/ Dusun (34.2%), Bajau (30.7%), Murut (6.6%) and other Sabah Bumiputera (28.5%). Meanwhile, Bumiputera Sarawak (34.4%) comprised Iban (58.8%), Bidayuh (17.3%), Melanau (12.2%) and other Sarawak Bumiputera (11.7%).

Commenting further, a total of 48,317 deaths were recorded in the third quarter 2024, increased 1.9 per cent as compared to the third quarter 2023 (47,438 deaths).

*The number of deaths recorded for males were 27,446, while 20,871 deaths for females. Sex ratio of deaths was 132 males per 100 females. In the same period, Selangor recorded the highest number of deaths with 7,660 deaths (15.9%), while Wilayah Persekutuan Putrajaya recorded the lowest with 79 deaths (0.2%). Age group 60 years and over recorded the highest number of deaths at 33,995 deaths (70.4%), followed by 41-59 years (20.0%), 15-40 years (7.5%) and 0-14 years (2.2%). On average, one death was recorded in two minutes, 22 deaths per hour and 525 deaths per day in the third quarter 2024.*

*In the third quarter 2024, Malay registered 52.1 per cent (25,153 deaths) of total number of deaths (Q3 2023: 51.2%). Deaths for Chinese remained unchanged at 26.4 per cent in the third quarter 2024. Meanwhile, Indians and Other Bumiputera decreased to 8.3 per cent and 10.5 per cent, respectively as compared to 8.4 per cent and 11.1 per cent in the third quarter 2023. Bumiputera Sabah contributed 51.1 per cent of Other Bumiputera which comprised Kadazan/ Dusun (39.7%), Bajau (26.5%), Murut (5.5%) and other Sabah Bumiputera (28.3%). Meanwhile, Bumiputera Sarawak (42.3%) comprised Iban (62.9%), Bidayuh (15.7%), Melanau (10.4%) and other Sarawak Bumiputera (11.0%).*

*The Department of Statistics Malaysia (DOSM) has launched OpenDOSM NextGen as a medium that provides data catalogue and visualisations to facilitate users' analysis and can be accessed through <https://open.dosm.gov.my>.*

*The Government of Malaysia has declared National Statistics Day (MyStats Day) on October 20<sup>th</sup>. MyStats Day theme is “Statistics is the Essence of Life”. DOSM commemorates its 75<sup>th</sup> Diamond Jubilee in 2024.*

Chart 1: Live births and deaths (number and rate) by quarterly, 2010-2024<sup>p</sup>, Malaysia

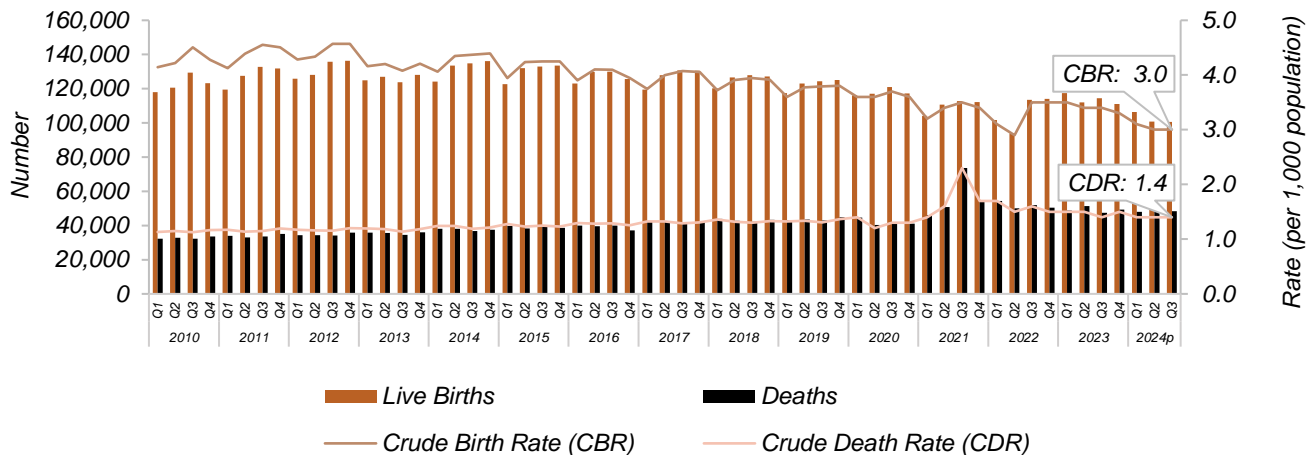


Table 1: Demographic statistics for third quarter, 2023 and 2024, Malaysia

Year	Total		Male		Female	
	Q3 2023	Q3 2024	Q3 2023	Q3 2024	Q3 2023	Q3 2024
Population (million)	33.6	34.1	17.6	17.9	16.0	16.2
Live births	114,764	100,645	59,683	51,815	55,081	48,830
Deaths	47,438	48,317	27,044	27,446	20,394	20,871

Chart 2: Citizens by ethnic group, third quarter 2023 and 2024, Malaysia

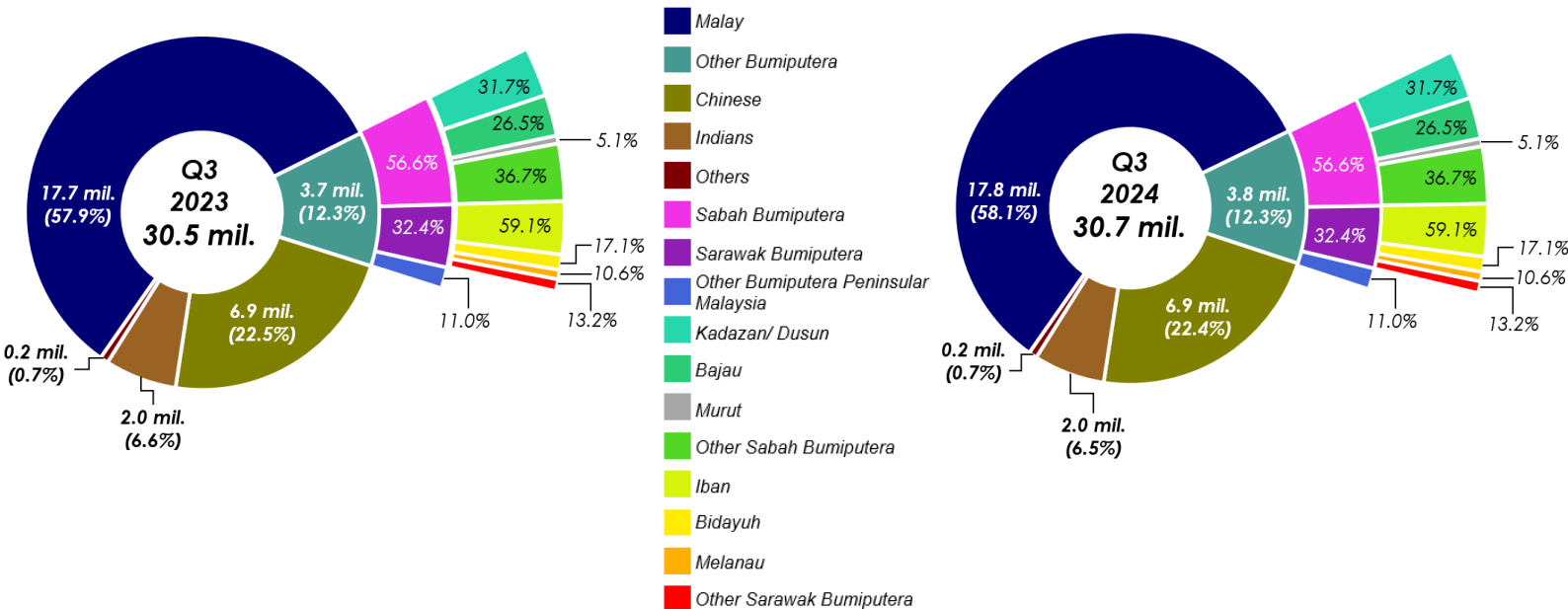


Chart 3: Live births by ethnic group, third quarter 2023 and 2024, Malaysia

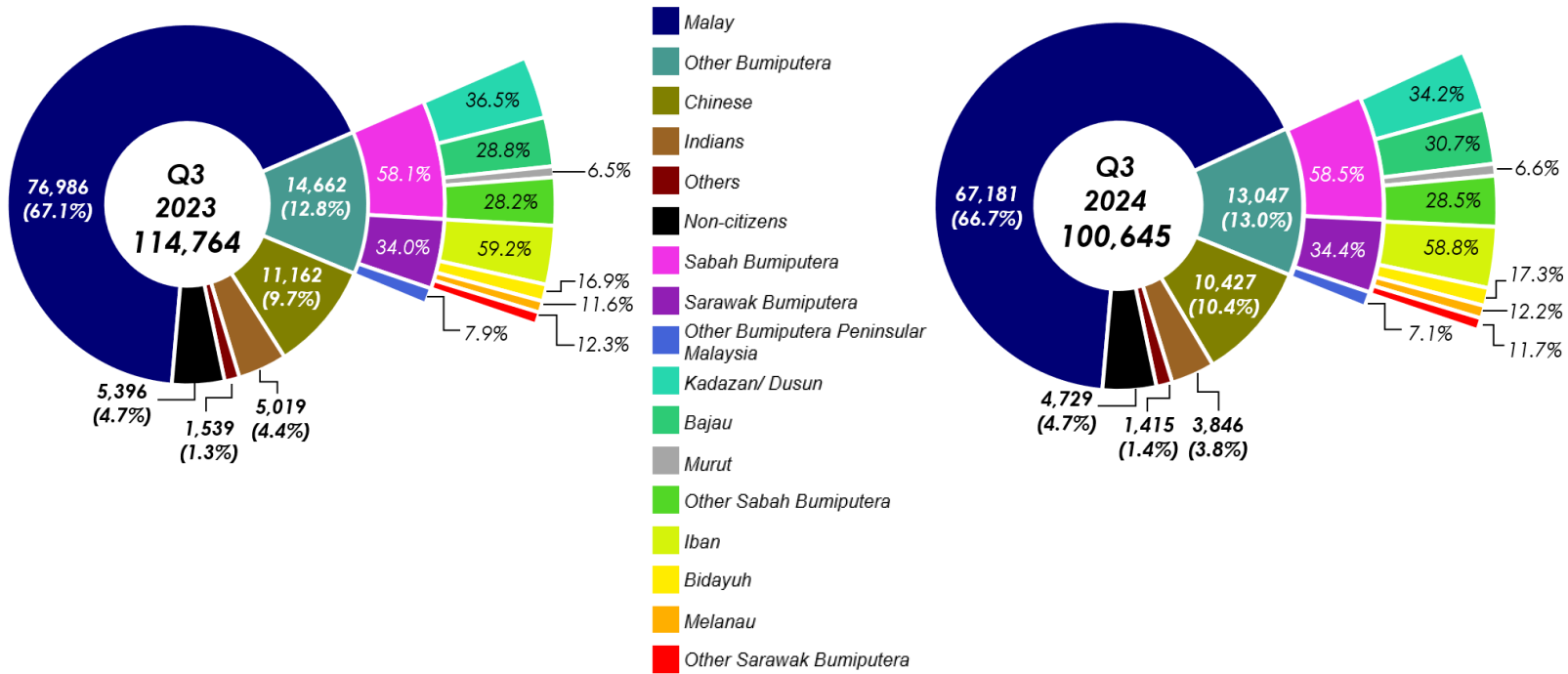


Chart 4: Deaths by ethnic group, third quarter 2023 and 2024, Malaysia

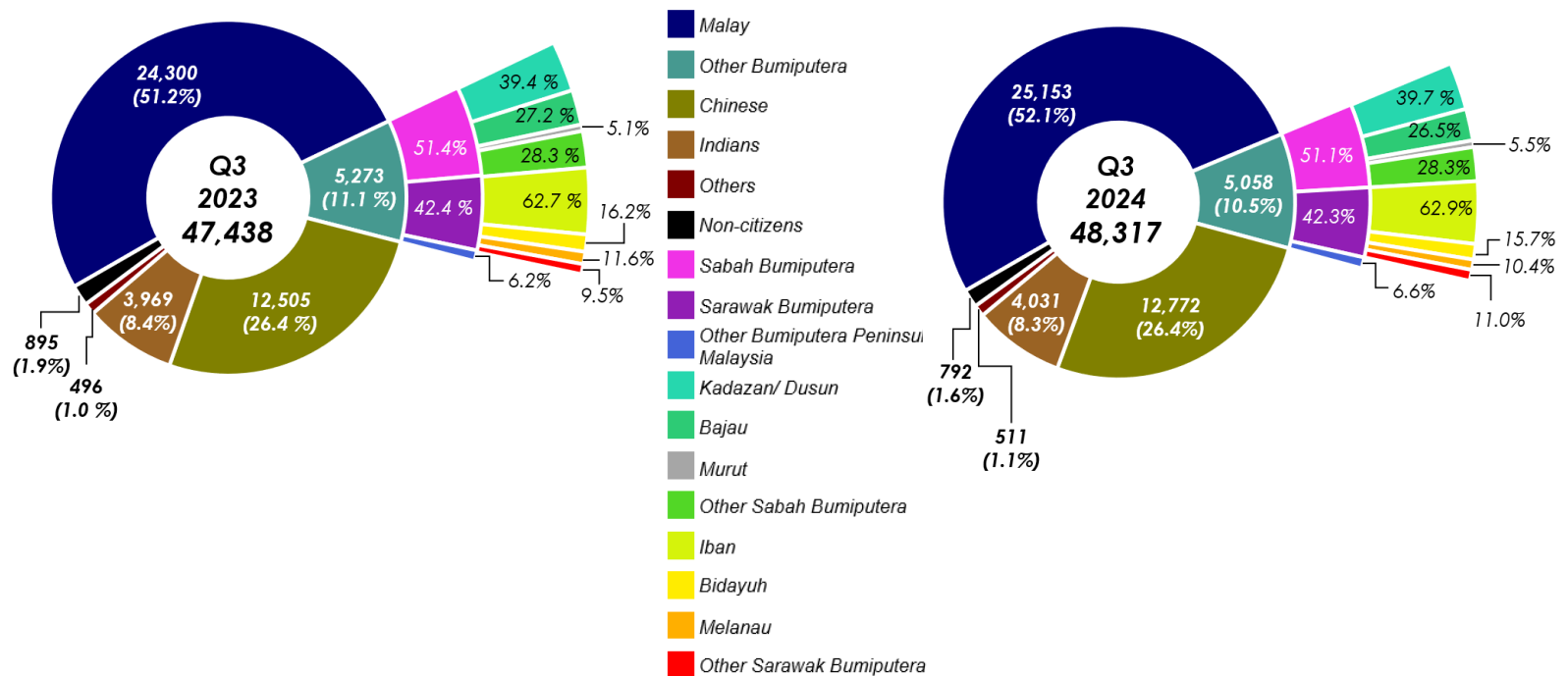
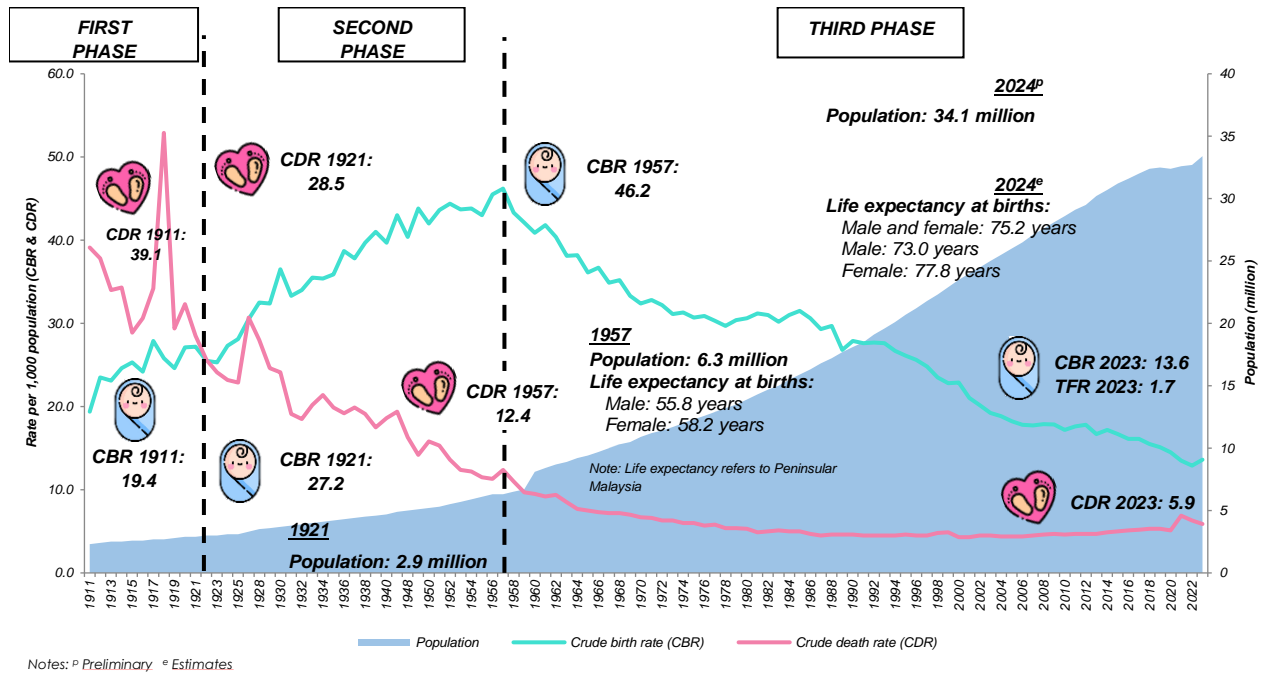


Chart 5: Demographic transition, Malaysia, 1911-2023



Released by:

**THE OFFICE OF CHIEF STATISTICIAN MALAYSIA**  
**DEPARTMENT OF STATISTICS MALAYSIA**  
**13<sup>th</sup> NOVEMBER 2024**