

Embargo: Only to be published or disseminated at 1200 hour, Wednesday, 16th October 2024



MEDIA STATEMENT

MINISTRY OF ECONOMY
DEPARTMENT OF STATISTICS MALAYSIA

Block C6 & C7, Complex C,
Federal Government Administrative Centre, Precinct 1,
62514 Federal Territory of Putrajaya
Telephone : 03 - 8090 4681

CRIME STATISTICS, MALAYSIA, 2024

**Online crime cases increased 35.5 per cent in 2023 with
e-Commerce crime accounted for 33.2 per cent**

PUTRAJAYA, 16th October 2024 – Today, the Department of Statistics Malaysia (DOSM) has published **Crime Statistics, Malaysia, 2024**. This report contains time series statistics from 2021 to 2023 encompassing nine selected crime statistics namely Crime Index, Violence & Sexual Crime, Drugs, Corruption, Environment Compliance, Traffic Offences, Commercial Crime, Maritime Crime and Correctional. These statistics are based on administrative records obtained from various agencies. The compilation of these statistics are based on the guidelines from the International Classification of Crime for Statistical Purpose Version 1.0 published by the United Nations Office on Drugs and Crime (UNODC).

According to Dato' Sri Dr. Mohd Uzir Mahidin, "The development of an area should prioritize high safety standards and crime statistics are crucial in measuring the efforts to address crime in the country. This time, the data provider agency has produced new crime data and improved publication content by providing **online crime data**. There are six categories under online crime namely telecommunication crime, e-Finance, love scam, e-Commerce, non-existent loans and non-existent investments. The number of **online crime** cases reported to the Royal Malaysia Police in 2023 increased by 35.5 per cent which is 34,532 cases as compared to 25,479 cases in the previous year. All types of offences recorded an increase in 2023. E-Commerce crime

was the highest contributor to online crime in 2023 at 33.2 per cent. This was followed by telecommunications crime (30.0%), non-existent investments (15.6%), non-existent loans (12.3%), e-Finance (6.1%) and love scam (2.7%). Looking at love scam crime in 2023, the victims involved female was higher at 78.2 per cent as compared to male (21.8%) and victims aged 41 to 50 years recorded the highest percentage by age group which is 24.3 per cent, even love scam crime also happened to seniors citizen aged 61 years and above which was 15.8 per cent".

The number of **commercial crime** cases reported to the Royal Malaysia Police recorded an increase of 32.1 per cent in 2023, 40,350 cases as compared to 30,536 cases in 2022. All types of offences showed an increase except for other cases that recorded a decrease of 7.9 per cent in 2023. Fraud offences was the highest case recorded in 2023 which is 36,936 cases. This was followed by criminal breach of trust (1,217 cases) and offences under the Money Lenders Act 1951 (994 cases).

The **crime index** which includes assault and property crimes increased 3.2 per cent in 2023 to 52,444 cases as compared to 50,813 cases in 2022. Assault and property crimes recorded an increase of 1.0 per cent and 3.8 per cent to 10,453 cases and 41,991 cases, respectively in 2023.

The crime index ratio per 100,000 population in 2023 increased to 149 as compared to 146 in 2022. Five states recorded a crime index ratio exceeding the national level (149), namely W.P. Kuala Lumpur (221), Selangor (196), Kedah (193), Pulau Pinang (193) and Negeri Sembilan (159). Sabah recorded the lowest crime index ratio in 2023 which was 95, followed by Kelantan (96) and Terengganu (100).

As for cases related to **drug**, the number of drug addicts arrested by the National Anti-Drug Agency Malaysia in 2023 increased by 2.8 per cent to 24,186 persons as compared to 23,517 persons in 2022. The composition of drug addicts by sex remained unchanged in 2023 which is 95.7 per cent males and 4.3 per cent females.

Looking at the aspect of **corruption**, the number of investigation papers opened by the Malaysia Anti-Corruption Commission (MACC) recorded an increase of 25.1 per cent in 2023 to 1,026 cases as compared to 820 cases in the previous year.

The number of investigation papers for all types of offences increased in 2023 except for giving bribery offences which decreased by 25.3 per cent to 59 cases from 79 cases in 2022. The number of arrests made by MACC in 2023 also increased by 25.1 per cent to 1,137 arrests as compared to 909 arrests in 2022. Arrests for all types of offences increased in 2023 except for giving bribery offences which decreased by 6.5 per cent to 86 cases from 92 cases in 2022.

The number of **sexual crime** cases involving children reported to the Royal Malaysia Police in 2023 increased by 26.5 per cent in 2023 to 1,567 cases as compared to 1,239 cases in 2022. Child pornography offences recorded the highest increase in 2023 which is 139.3 per cent, followed by child grooming (100.0%) and non-physical sexual assault on a child (97.8%).

Number of **traffic** summonses issued by the Royal Malaysia Police decreased 12.3 per cent to 4.6 million summonses as compared to 5.3 million summonses in the previous year. POL_170A summons decreased by 24.9 per cent to 2.4 million summonses while POL_257 increased by 7.3 per cent to 2.2 million summonses in the same year.

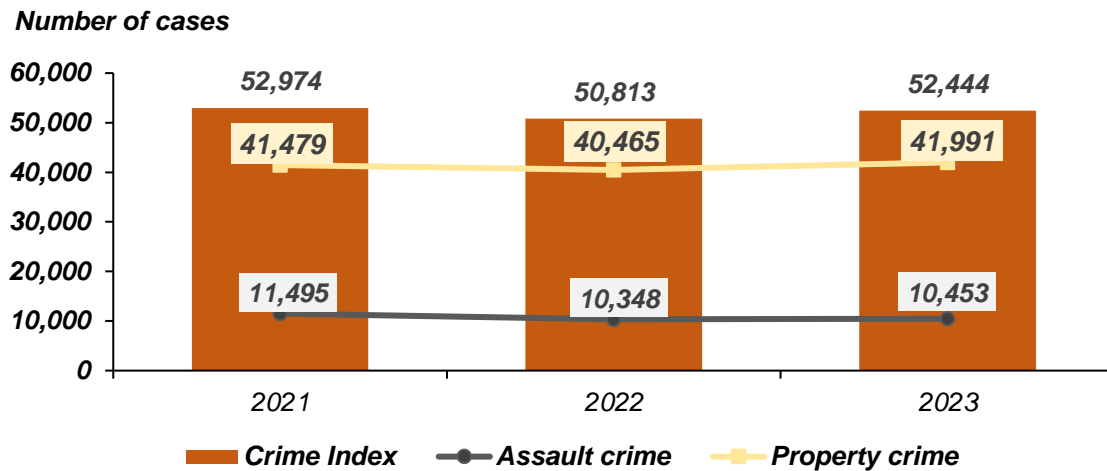
In terms of **correctional**, the number of parolees recorded by the Department of Prison Malaysia recorded a decrease of 48.1 per cent in 2023 to 3,954 persons as compared to 7,613 persons in 2022. The majority of parolees were males (96.2%) as compared to females (3.8%).

Crime Statistics, Malaysia, 2024 can be downloaded for free on the Department of Statistics, Malaysia portal (www.dosm.gov.my).

The Department of Statistics Malaysia (DOSM) has launched OpenDOSM NextGen as a medium that provides data catalogue and visualisations to facilitate users' analysis and can be accessed through <https://open.dosm.gov.my>.

The Government of Malaysia has declared National Statistics Day (MyStats Day) on 20th October. MyStats Day theme is "Statistics is the Essence of Life". DOSM commemorates its 75th Diamond Jubilee in 2024.

Chart 1: Crime index, assault crime and property crime, Malaysia, 2021 – 2023



Source: Royal Malaysia Police

Table 1: Crime index ratio by contingent, Malaysia, 2022 and 2023

Contingent	Ratio (per 100,000 population)	
	2022	2023
Malaysia	146	149
Johor	111	131
Kedah	200	193
Kelantan	108	96
Melaka	132	146
Negeri Sembilan	151	159
Pahang	105	103
Perak	123	134
Perlis	149	124
Pulau Pinang	188	193
Sabah ^a	96	95
Sarawak	130	134
Selangor	188	196
Terengganu	110	100
W.P. Kuala Lumpur ^b	241	221

Source: Royal Malaysia Police

Notes:

^a Includes W.P. Labuan

^b Includes W.P. Putrajaya

Table 2: Number of commercial crime cases by type of offences, Malaysia, 2022 and 2023

Type of offences	2022	2023	Percentage change (%)
Fraud	27,967	36,936	32.1
Criminal breach of trust	909	1,217	33.9
Misuse property	28	47	67.9
Cyber crime	574	869	51.4
Forgery	81	134	65.4
Counterfeit money	62	68	9.7
Money Lender Act 1951	832	994	19.5
Case of VCD/ DVD without certificate B ^a	7	15	114.3
Other cases ^b	76	70	-7.9
Total	30,536	40,350	32.1

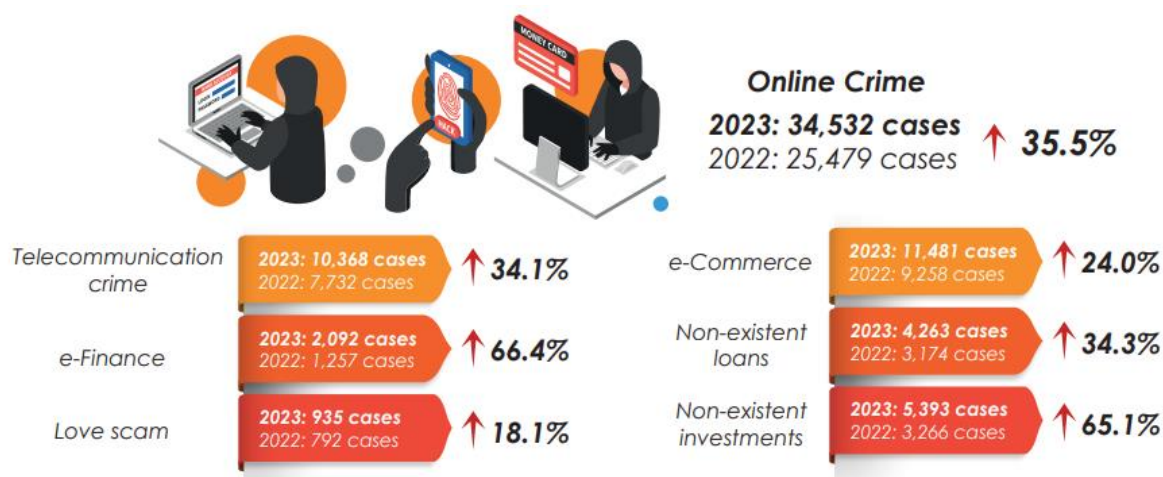
Source: Royal Malaysia Police

Notes:

^a Film Censorship Act 2002

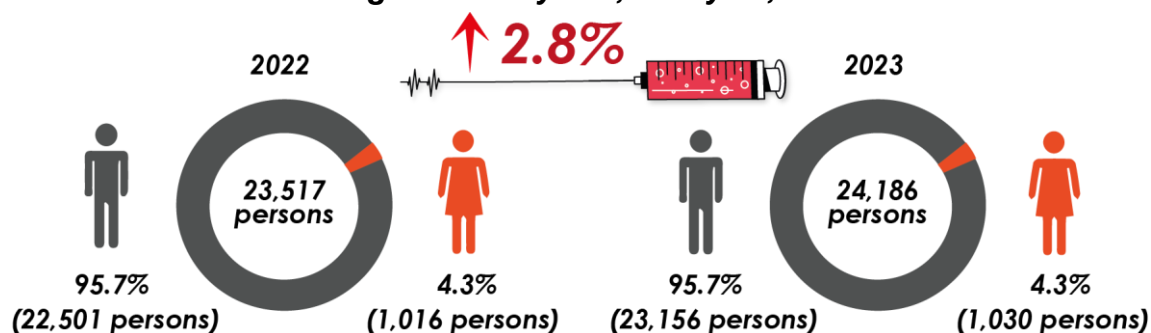
^b Minor Offences Act (Act 336), Immigration Act (Act 155), National Registration Act (Act 78), Passport Act (Act 150), National Bank Act (Act 519), Customs Act (Act 235), Legal Profession Act (Act 166), Printing Presses and Publishing Act (Act 301), Mortgagee Act (Act 81), etc

Exhibit 1: Number of online crime cases, Malaysia, 2022 and 2023



Source: Royal Malaysia Police

Exhibit 2: Drug addicts by sex, Malaysia, 2022 and 2023



Source: National Anti-Drugs Agency Malaysia

Table 3: Number of investigation papers and arrest by type of offences, Malaysia, 2022 and 2023

Type of offences	Investigation paper			Arrest		
	2022	2023	Percentage change (%)	2022	2023	Percentage change (%)
Accepting bribery	293	344	17.4	354	527	48.9
Giving bribery	79	59	-25.3	92	86	-6.5
False claims	271	374	38.0	292	293	0.3
Misuse of position	95	110	15.8	79	90	13.9
Other offences	82	139	69.5	92	141	53.3
Total	820	1,026	25.1	909	1,137	25.1

Source: Malaysia Anti-Corruption Commission

Table 4: Number of parolees by sex, Malaysia, 2022 and 2023

Sex	2022	2023	Percentage change (%)	Percentage share 2023 (%)
Male	7,378	3,805	-48.4	96.2
Female	235	149	-36.6	3.8
Total	7,613	3,954	-48.1	100.0

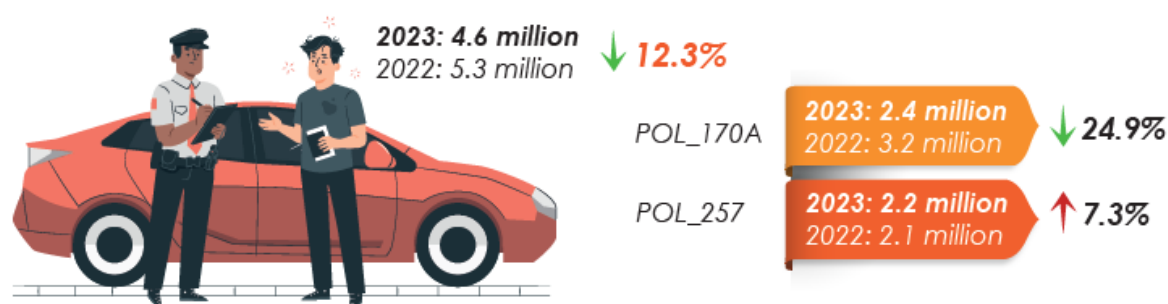
Source: Department of Prison Malaysia

Table 5: Sexual crime involving children by type of offences, Malaysia, 2022 and 2023

Type of offences	2022	2023	Percentage change (%)
Child pornography	28	67	139.3
Sexually communicating with a child	15	16	6.7
Child grooming	2	4	100.0
Meeting following child grooming	1	0	-100.0
Physical sexual assault on a child	1,147	1,389	21.1
Non-physical sexual assault on a child	46	91	97.8
Total	1,239	1,567	26.5

Source: Royal Malaysia Police

Exhibit 3: Statistics of summons issued by RMP according to the type of summons, Malaysia, 2022 and 2023



Source: Royal Malaysia Police

Notes:

1. POL_170A summons is a notice issued by post or placed on a vehicle for a traffic offences and it is issued without the presence of the driver or without being detained by the police
2. POL_257 summons is issued directly to a traffic offender when an offences is detected and handed over to the driver or road user who was present at the time the offences was committed. This suit is also used after the completion of an investigation into a road accident case

Released by:

THE OFFICE OF CHIEF STATISTICIAN MALAYSIA

DEPARTMENT OF STATISTICS MALAYSIA

16th OCTOBER 2024