



MEDIA STATEMENT

MINISTRY OF ECONOMY
DEPARTMENT OF STATISTICS MALAYSIA

Block C6 & C7, Complex C,
Federal Government Administrative Centre, Precinct 1,
62514 Federal Territory of Putrajaya
Telephone : 03 - 8090 4681

EMPLOYMENT STATISTICS, MALAYSIA SECOND QUARTER OF 2024

***Total jobs in the economic sector increased by 1.5 per cent to record
8.96 million jobs in the second quarter of 2024***

PUTRAJAYA, AUGUST 14, 2024 – Total jobs in the economic sector increased by 1.5 per cent to record 8.96 million jobs in the second quarter of 2024, the Department of Statistics Malaysia (DOSM) reported today. These statistics were published in the report of **Employment Statistics, Second Quarter of 2024** based on the Employment Survey conducted on registered businesses in the private sector. The report presents the labour demand statistics, encompassing the number of jobs, filled jobs, jobs vacancy and jobs created indicators by skills category and economic activity.

In a statement today, the Chief Statistician Malaysia, Dato' Sri Dr. Mohd Uzir Mahidin said, "In the second quarter of 2024, the number of jobs continued its upward trend, marking a year-on-year growth by 1.5 per cent or an increment of 128.8 thousand jobs bringing a total of 8.96 million, as against to the same quarter of the preceding year (Q2 2023: 8.83 million). The growth in the number of jobs is aligned with the unemployment rate holding steady at 3.3 per cent as recorded in the Labour Force Statistics Report, Second Quarter of 2024. The trend is foreseen to remain stable until the end of this year subsequent to a strong domestic economy and recovering external trade. Looking ahead, an increase in the export performance is anticipated, along with potential investments coming into the country that will create more jobs."

In his remarks regarding the employment situation, the Chief Statistician stated that the number of filled jobs in the second quarter of 2024 strengthened by 1.5 per cent to record 8.76 million jobs (Q2 2023: 8.64 million). Similarly, the number of jobs vacancy in the economic sector was 191.4 thousand, with a rise of 0.8 per cent compared to the same quarter last year (Q2 2023: 189.8 thousand). As for the rate-to-jobs, the filled jobs rate

remained high at 97.9 per cent while the jobs vacancy rate was 2.1 per cent. Additionally, the number of jobs created for this quarter increased at a slower pace by 0.5 per cent to record 31.9 thousand jobs (Q2 2023: 31.7 thousand).

Elaborating further on the number of filled jobs, a consistent upward trend reflected the current economic climate's progress. This stability was also evident in the positive year-on-year growth across all economic sectors for this quarter. The Agriculture sector registered the highest growth at 3.9 per cent, followed by Services (1.6%) and Manufacturing (1.3%). Breaking down the number of filled jobs by economic sectors, the Services sector was the main contributor with 4.62 million jobs (52.8%), followed by Manufacturing (2.35 million; 26.8%) and Construction (1.24 million; 14.2%). In terms of skills category, filled jobs were concentrated in the semi-skilled category with 5.49 million jobs, equivalent to 62.7 per cent, followed by the skilled category with 2.19 million jobs (25.0%) and the low-skilled category with 1.08 million jobs (12.3%).

Focusing on the jobs vacancy, the Chief Statistician noted that, "There were 191.4 thousand job vacancies in the economic sector during this quarter, an increase of 0.8 per cent as compared to the second quarter of 2023 (189.8 thousand). Analysing the jobs vacancy by skills category, the semi-skilled category made up the biggest share at 55.8 per cent with a total of 106.8 thousand vacancies, followed by the skilled and low-skilled category at 25.1 per cent (48.0 thousand) and 19.1 per cent (36.7 thousand) respectively. By the economic activities, the Manufacturing sector continued to record a positive trend in jobs vacancy claiming a share of 56.6 per cent (108.3 thousand), primarily in the Electrical, electronic and optical products sub-sector (33.6 thousand). Following this is the Agriculture sector, offering 31.8 thousand vacancies (16.6%) and the Construction sector with 26.0 thousand vacancies (13.6%)."

During this quarter, Malaysia witnessed a rise in jobs created with 31.9 thousand new jobs being added to accommodate the growing demands of various economic sectors against the same quarter of previous year (Q2 2023: 31.7 thousand). Out of the total number of jobs created, the semi-skilled category led the chart with 20.0 thousand jobs (62.9%), followed by the skilled category with 8.5 thousand jobs (26.7%) and the low-skilled category with 3.3 thousand jobs (10.4%). Looking at the composition of jobs created across economic activities, the Services sector emerged as the primary contributor at 49.8 per cent (15.8 thousand), particularly in the Wholesale and retail trade sub-sector (8.7 thousand). Next, the Manufacturing sector contributed 33.9 per cent, adding 10.8 thousand new jobs predominantly in the Electrical, electronic, and optical products sub-sector with 3.9 thousand jobs created. Meanwhile, the Construction sector represented 11.6 per cent, equivalent to 3.7 thousand jobs created.

Summarising his statement on today's release, Dato' Sri Dr. Mohd Uzir Mahidin said, "The labour demand is poised to continue stable throughout 2024 with positive hiring trends

driven by the sturdy growth in the Services sector. This indication was also supported by the ongoing positive momentum in the domestic economy and a recovery in global trade, particularly in the Manufacturing sector. This was also in parallel with the increase of employed persons by 1.2 per cent which was reported in the Labour Force Statistics Report, Second Quarter of 2024. Besides, the increase of the number of persons engaged by 1.7 per cent year-on-year in the Services sector as reported in the publication of Quarterly Services Statistics, Second Quarter of 2024 is also in line with this positive momentum buoyed by the expansion of economic activities.”

Time series statistics and more information on the labour market can be obtained from the Malaysia Labour Market Interactive Data (MyLMID) portal. For more information, please visit <https://mbls.dosm.gov.my/mylmid/> or scan the QR code below.



The Department of Statistics Malaysia (DOSM) has launched OpenDOSM NextGen as a medium that provides a catalogue of data and visualisations to facilitate users' analysis of various data and can be accessed through <https://open.dosm.gov.my>.

DOSM is conducting the Agriculture Census in 2024. Please visit <https://www.myagricensus.gov.my/> for more information. The theme is “Agriculture Census, Key to Agricultural Development.”

The Government of Malaysia has declared National Statistics Day (MyStats Day) on October 20th each year. MyStats Day theme is “Statistics is the Essence of Life.” DOSM commemorates its 75th Diamond Jubilee in 2024.

Exhibit 1: Employment Statistics, Q2 2024

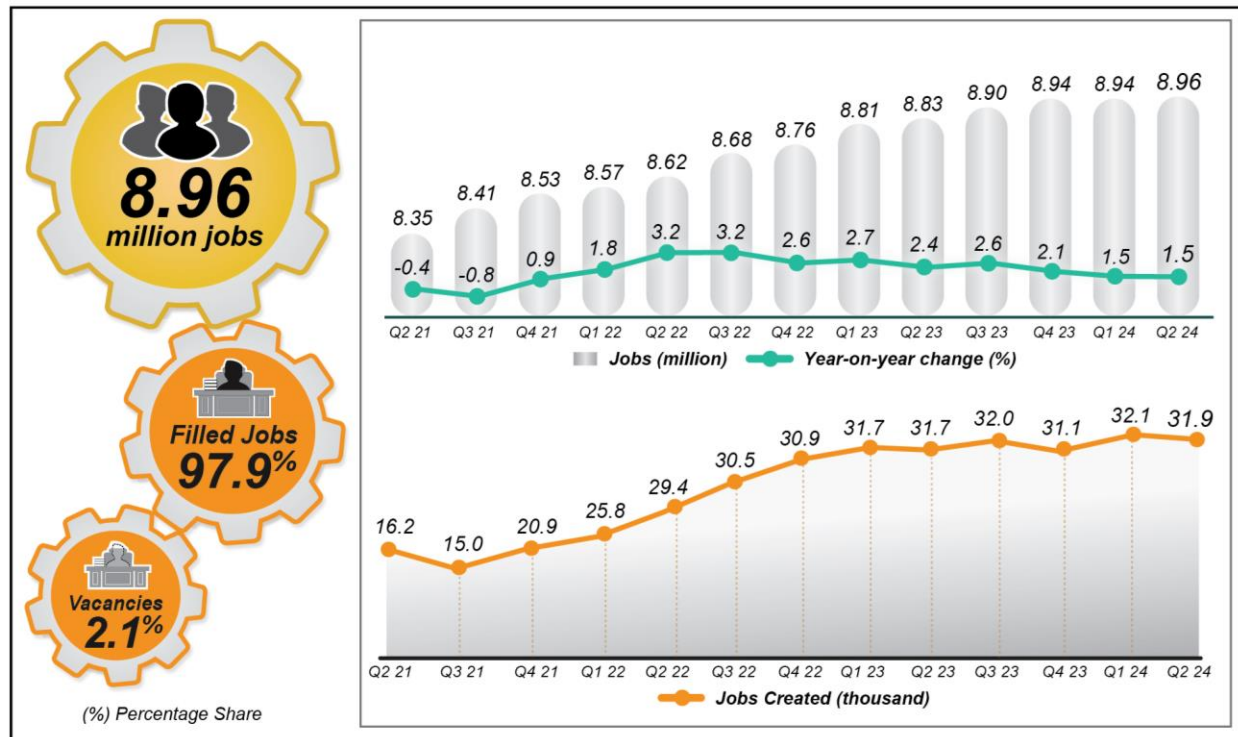


Exhibit 2: Labour Demand by Skill, Q2 2024

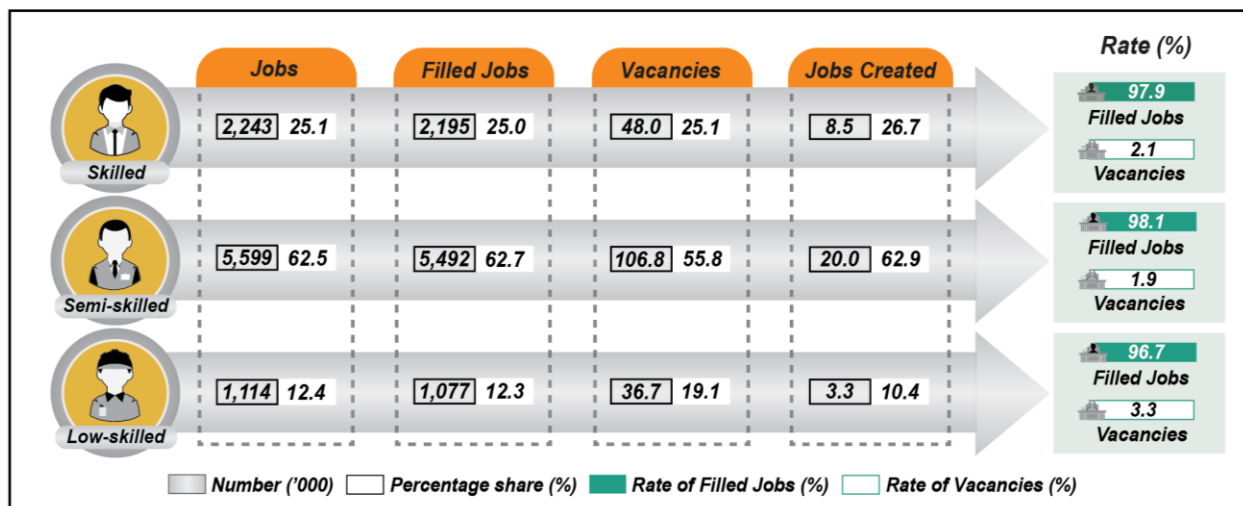
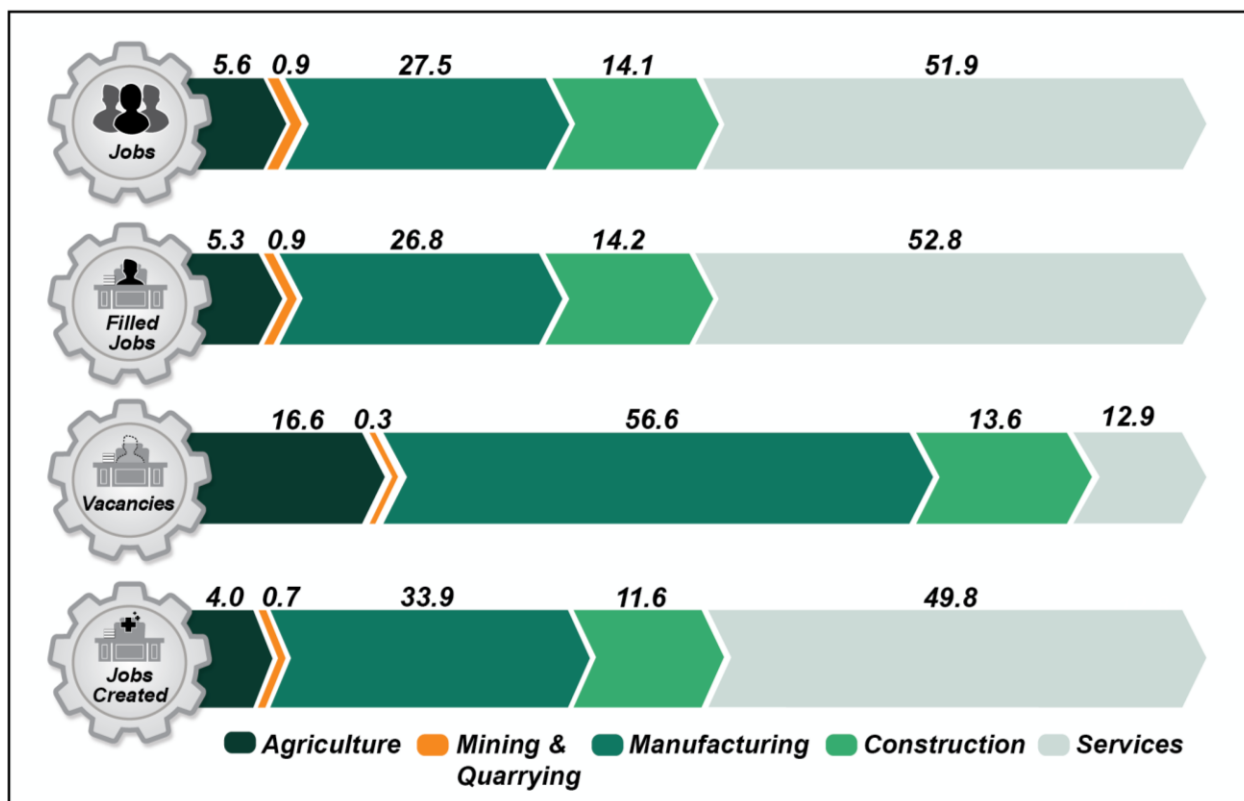


Exhibit 3: Labour Demand by Economic Sector, Q2 2024 (% Share)



Released by:

THE OFFICE OF CHIEF STATISTICIAN MALAYSIA
DEPARTMENT OF STATISTICS MALAYSIA
14th AUGUST 2024