



MEDIA STATEMENT

MINISTRY OF ECONOMY
DEPARTMENT OF STATISTICS MALAYSIA

Block C6 & C7, Complex C,
Federal Government Administrative Centre, Precinct 1,
62514 Federal Territory of Putrajaya
Telephone : 03 - 8090 4681

IMMEDIATE RELEASE

ECONOMIC CENSUS 2023 OF MINING AND QUARRYING SECTOR

The Mining and quarrying sector reached RM204.1 billion of gross output value in 2022 with an annual increase of 6.5 per cent in 2022

PUTRAJAYA, 31 JULY 2024 – The report on the Economic Census 2023 for the Mining and quarrying sector was officially launched on 29 July 2024, by YB Rafizi bin Ramli, Minister of Economy. This publication presents the Mining and quarrying statistics obtained from the Economic Census 2023 for the reference year 2022. Principal statistics related to number of establishments, gross output, intermediate input, value added, persons engaged, salaries & wages, fixed assets and women-owned establishments are reported at national and state level.

Commenting on the Economic Census 2023 of Mining and quarrying report, Dato' Sri Dr. Mohd Uzir Mahidin, Chief Statistician said, "The Economic Census 2023 revealed 1,440 Mining & quarrying **establishments** operating in 2022, with an increase of 5.0 per cent as compared to the previous census for the reference year 2015 (1,026 establishments). The census identified the establishments were operating in 22 industries according to the Malaysian Standard Industrial Classification. A total of 1,182 establishments or 82.1 per cent were in the Mineral mining and quarrying sub-sector which increased by 4.5 per cent annually. Meanwhile, the Petroleum and natural gas mining sub-sector establishments contributed 17.9 per cent or 258 establishments with an increase of 7.4 per cent.

Meanwhile, Micro, Small, and Medium Enterprises (MSMEs) comprised 81.3 per cent of establishments in 2022, lower than the 84.3 per cent recorded in 2015. Furthermore, the census discovered three potential industries namely Rare-earth element (REE) mining activities; Oil and gas extraction services activities provided a fee or contract basis; and Quarrying of sand activities. However, there were slow-growing industries, namely Mining of bauxite activities and Quarrying, crushing and breaking of granite activities."

In a statement today, the Chief Statistician of Malaysia said, "The value of **gross output** amounted to RM204.1 billion in 2022, increased by 6.5 per cent, annually largely supported by the Petroleum and natural gas mining sub-sector which accounted for 93.5 per cent or RM190.8 billion in 2022. Meanwhile, the Mineral mining and quarrying sub-sector grew by 3.2 per cent with a gross output of RM13.3 billion. The increment was influenced by higher production in parallel with the increase in oil prices."

Dato' Sri Dr. Mohd Uzir Mahidin also added, "Along with the increase in gross output, **intermediate inputs** for the Mining and quarrying sector increased by 4.9 per cent to RM39.2 billion as compared to 2015. The increase in intermediate inputs was mainly due to rising local producer prices and global crude oil prices. In terms of sub-sector shares, the highest value of intermediate inputs was recorded by the Petroleum and natural gas mining sub-sector with 80.5 per cent share; followed by the Mineral mining and quarrying sub-sector (19.5%)."

Further, the Chief Statistician stated, "**Value added** for the Mining and quarrying sector in 2022 grew by 7.0 per cent (2015: 2.1%), recording RM165.0 billion as compared to RM103.1 billion in 2015. The Petroleum and natural gas mining sub-sector were the catalyst for this sector, with a share of 96.6 per cent (2015: 95.9%), amounting to RM159.3 billion in 2022 (2015: RM98.8 billion), with a growth of 7.1 per cent (2015: 1.6%). Whereas, the Mineral mining and quarrying sub-sector registered a value added of RM5.7 billion (2015: RM4.2 billion), an increase of 4.3 per cent (2015: 20.1%)."

Elaborating on the scenario of **persons engaged** in the Mining and quarrying sector in 2022, the Chief Statistician said, "The number of persons engaged decreased by 3.2 per cent, accounting for 65.6 thousand persons (2015: 82.4 thousand persons) following the rise of automation and technological innovation in the production of Mining and quarrying sector. More than half of the workers were involved in the Mineral mining and quarrying sub-sector with a share of 54.2 per cent or 35.6 thousand persons. Meanwhile, the Petroleum and natural gas mining sub-sector employed 30.0 thousand persons or 45.8 per cent in 2022."

From a skill point of view, semi-skilled workers recorded the highest number with a total of 34.6 thousand persons, accounting for 53.1 per cent. This was followed by skilled workers (39.5%), and low-skilled workers (7.4%). However, the skilled workers in the Petroleum and natural gas mining sub-sector contributed more than half, encompassing 65.6 per cent or equivalent 19.7 thousand persons. Nearly 40 per cent of employment in the Mining and quarrying sector was diploma holders and above. Meanwhile, persons engaged obtained the highest qualification of SPM / SPM (V) or equivalent encompassed 29.3 per cent.

In line with the decrease in persons engaged, total **salaries and wages** in the Mining and quarrying sector dropped marginally by 0.9 per cent annually (2015: 12.8%), amounting to RM7.4 billion in 2022 (2015: RM7.9 billion). Nevertheless, the average salary in this sector increased to RM9,422 per month in 2022 as compared to RM7,980 per month in 2015. Skilled workers received an average monthly salary of RM19,668, followed by semi-skilled (RM2,939) and low-skilled workers (RM1,592).

The Chief Statistician added, "A total of 12 establishment with a contribution of 0.01 per cent of the overall Mining and quarrying establishments in 2022 were owned by women. **Women-owned** establishments in the Mining and quarrying sector generated a gross output value of RM24.3 million and employed 176 persons."

Elaborating on the economic performance by states, Dato' Sri Dr. Mohd Uzir Mahidin stated, "Nearly 60 per cent of the gross output in the Mining and quarrying sector in 2022 was contributed by two **states** namely Sarawak (share: 36.2%) and followed by Sabah (share: 23.5%). In terms of annual growth rate, five states recorded higher growth than the national, namely Sabah (12.0%), Selangor (11.2%), Johor (10.2%), Sarawak (8.1%) and Perak (6.9%)."

Concluding his statement, Dato' Sri Dr. Mohd Uzir Mahidin said, " With the Economic Census 2023 data, it can provide a clearer picture and better understanding of the post-pandemic economic structure in 2022, as well as identify any imbalances that require attention. The data collected from this census serves as an important basis for the government, investors and researchers to make better decisions and to formulate effective strategies and policies to move the country's economy forward."

The Department of Statistics Malaysia (DOSM) has launched OpenDOSM NextGen as a medium that provides a catalogue of data and visualisations to facilitate users' analysis of various data and can be accessed through <https://open.dosm.gov.my>.

DOSM is conducting the Agricultural Census in 2024. Please visit <https://www.myagricensus.gov.my> for more information. The theme is "Agriculture Census, Key to Agricultural Development".

The Government of Malaysia has declared National Statistics Day (MyStats Day) on October 20th each year. MyStats Day theme is "Statistics is the Essence of Life". DOSM commemorates its 75th Diamond Jubilee in 2024.

Exhibit 1: Principal Statistics of Mining and Quarrying Sector, 2015 and 2022








	2015	2022	CAGR 2022/2015
 Number of Establishments	1,026	1,440	5.0%
 Gross Output	RM131.1 billion	RM204.1 billion	6.5%
 Intermediate Input	RM28.0 billion	RM39.2 billion	4.9%
 Value Added	RM103.1 billion	RM165.0 billion	7.0%
 Persons Engaged	82,354	65,647	-3.2%
 Salaries & Wages	RM7.9 billion	RM7.4 billion	-0.9%
 Fixed Assets	RM291.3 billion	RM354.3 billion	2.8%

Exhibit 2: Gross Output by Sub-sector, 2015 and 2022




	Gross Output (RM billion)		Share (%)		CAGR (%)
	2015	2022	2015	2022	2022/2015
 Mining and quarrying	131.1	204.1	100	100	6.5
 Petroleum and natural gas mining	120.4	190.8	91.9	93.5	6.8
 Mineral mining and quarrying	10.7	13.3	8.1	6.5	3.2

Exhibit 3: Gross Output by State, 2015 and 2022

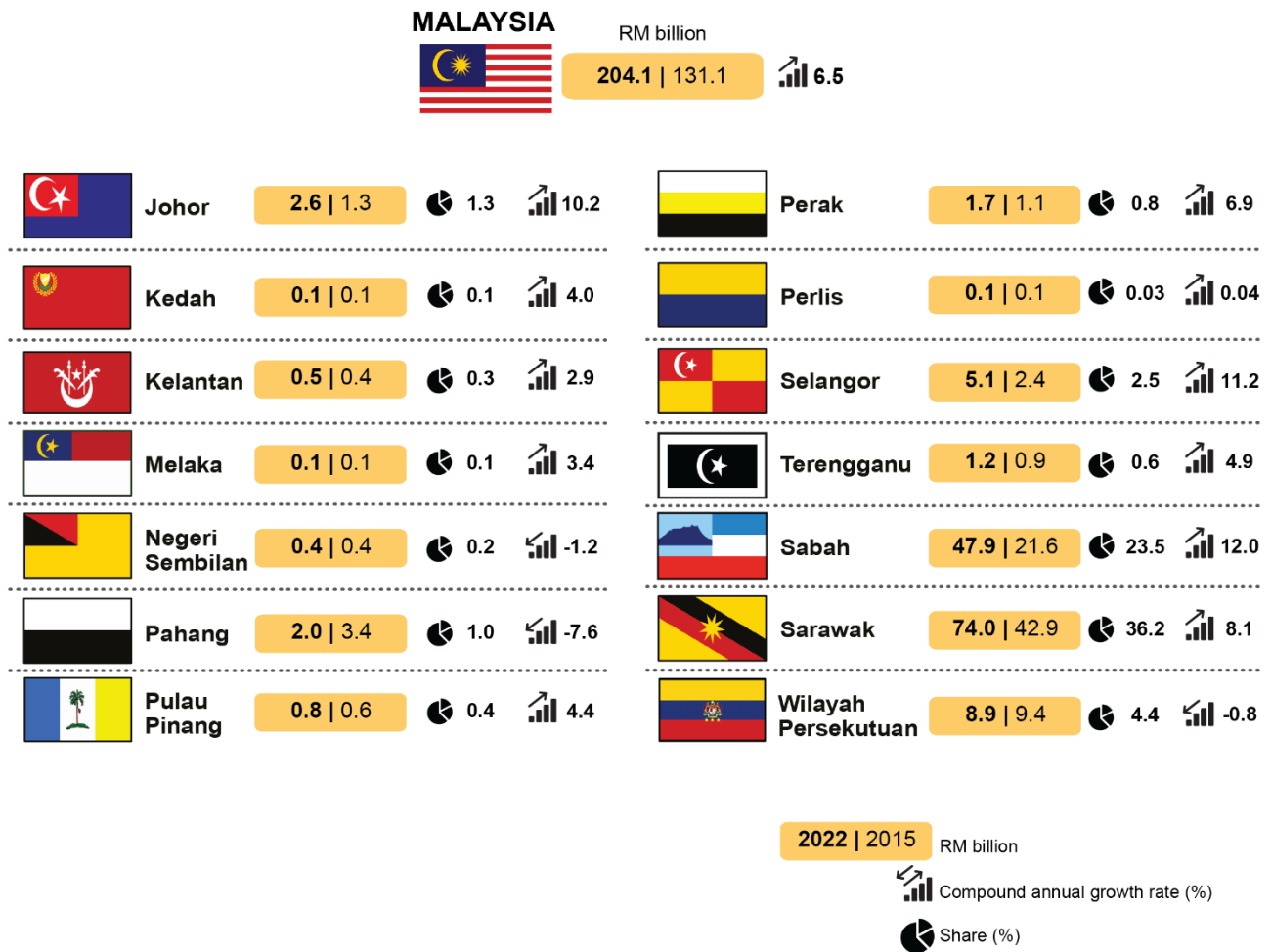


Exhibit 4: Full-time Paid Employees and Salaries & Wages by Category of Skills, 2022

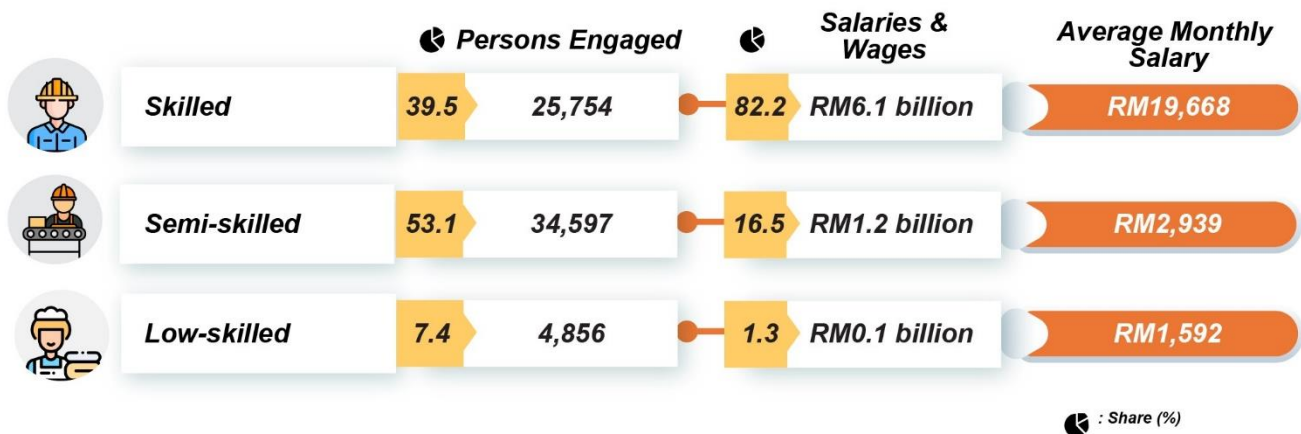









Exhibit 5: Principal Statistics of Women-owned Establishments, 2022

 Mining and Quarrying	Value of Women-owned Establishments	Value of Sector	Share of Sector
 Number of Establishments	12	1,440	0.01%
 Gross Output	RM24.3 million	RM204.1 billion	0.0001%
 Intermediate Input	RM13.2 million	RM39.2 billion	0.0003%
 Value Added	RM11.1 million	RM165.0 billion	0.0001%
 Persons Engaged	176	65,647	0.003%
 Salaries & Wages	RM5.4 million	RM7.4 billion	0.001%
 Fixed Assets	RM8.9 million	RM354.3 billion	0.00002%

Released by:

DEPARTMENT OF STATISTICS MALAYSIA
31 JULY 2024