

MEDIA STATEMENT



MINISTRY OF ECONOMY
DEPARTMENT OF STATISTICS MALAYSIA

Block C6 & C7, Complex C,
Federal Government Administrative Centre, Precinct 1,
62514 Federal Territory of Putrajaya
Telephone : 03 - 8090 4681

IMMEDIATE RELEASE

ECONOMIC CENSUS 2023 CONSTRUCTION SECTOR

**The Construction sector engaged 1.24 million persons in 2022,
remained as a labour-intensive industry with foreign workers
constituted 23.6 per cent**

PUTRAJAYA, 31 JULY 2024 – The report on the Economic Census 2023 for the Construction sector was officially launched on 29 July 2024, by YB Rafizi Ramli, Minister of Economy. This publication presents the construction statistics obtained from the Economic Census 2023 for the reference year 2022. Principal statistics related to the number of establishments, gross output, intermediate input, value added, persons engaged, salaries & wages, fixed assets and women-owned establishments are reported at national and state levels.

Commenting on the Economic Census 2023 of Construction Sector report, Dato' Sri Dr. Mohd Uzir Mahidin, the Chief Statistician said, "The Economic Census 2023 revealed that 71,062 Construction **establishments** were operating in 2022, with an annual growth rate of 8.3 per cent as compared to the previous census conducted in 2016 for the reference year of 2015 (40,558 establishments). The census identified the establishments were operating in 72 industries according to the Malaysian Standard Industrial Classification. By sub-sector, a total of 25,886 establishments or 36.4 per cent were concentrated in the Special trade activities sub-sector, followed by the Civil engineering (22.5%) and the Non-residential buildings sub-sector (21.1%). The Residential buildings sub-sector accounted for the remaining 20.0 per cent.

In the meantime, the Micro, Small and Medium Enterprises (MSMEs) establishments encompassing 97.1 per cent in 2022, higher than percentage recorded seven years ago, which was 96.5 per cent. All subsectors recorded share of MSMEs establishments more than 95 per cent. Additionally, the census also discovered potential growth activities in the Construction sector in Malaysia, including data centres, wiring and electrical installation, and the installation of solar energy collectors. Meanwhile, construction activities such as waterway dredging and site preparation for mining experienced slower growth during the period."

The Chief Statistician added, “The value of **gross output** for the overall Construction sector amounted to RM205.1 billion in 2022, improved by 2.0 per cent annually. The increase was largely driven by the growth in the Special trade activities sub-sector, which grew by 4.7 per cent reaching RM52.5 billion (2015: RM38.1 billion). Before the pandemic COVID-19, the value of gross output in the Construction sector was predominantly contributed by the Civil engineering sub-sector, which includes infrastructure development such as roads, railways, bridges and utility projects. However, the post pandemic period showed the Special trade activities sub-sector has experienced significant growth, becoming a major contributor to the Construction sector in 2022.”

The Chief Statistician further commented, “In tandem with the increase in gross output, **intermediate input** for the overall Construction sector rose by 2.8 per cent annually to RM139.3 billion as compared to 2015. The increase was influenced by higher in costs of major construction materials, such as cement and iron steel as reflected in the Building Construction Index (BCI) from 2020 to 2022 across Peninsular Malaysia.

Hence, the total **value added** increased by 0.6 per cent to RM65.7 billion in 2022 (2015: RM63.2 billion). Although the Civil engineering sub-sector ranked second in terms of gross output produced, it was the major contributor to value added with a share of 27.1 per cent or equivalent to RM17.8 billion. This was followed by the Non-residential buildings sub-sector with a contribution of 26.5 per cent (RM17.4 billion) and the Special trade activities sub-sector (26.2%; RM17.3 billion). Meanwhile, the Residential buildings sub-sector recorded a contribution of 20.2 per cent or RM13.3 billion.

Additionally, the number of **persons engaged** in the Construction sector decreased by 0.5 per cent, accounting for 1.24 million persons in 2022 (2015: 1.29 million persons), attributable to the prolonged border closure from 2020 until early 2022 which restricted the movements of foreign workers into the country. Only the Civil engineering sub-sector recorded a positive growth of 1.2 per cent (2015: 5.3%) to 354.3 thousand persons (2015: 325.7 thousand persons) while the other three sub-sectors posted a decline as against 2015. Consequently, the share of non-Malaysian citizens employed in the Construction sector in 2022 reduced to 23.6 per cent (293.6 thousand persons) from 35.8 per cent (462.6 thousand persons) in 2015. The majority or 56.3 per cent of non-Malaysian citizens were employed in the Residential buildings and Civil engineering sub-sectors. In the meantime, full-time paid workers comprised of 95.1 per cent or equivalent to 1.18 million persons in 2022. Semi-skilled workers were the highest contributor (78.7%), followed by skilled workers (14.9%) and low-skilled workers (6.4%). Almost 40 per cent of the total of persons engaged have the highest qualification of SPM/SPM(V) or equivalent.”

Dato' Sri Dr. Mohd Uzir Mahidin stated, "Although the number of persons engaged decreased, the amount of **salaries and wages** paid increased by 1.5 per cent per year, amounting to RM36.4 billion in 2022 compared to RM32.9 billion in 2015. This resulted in an average salary and wages in the Construction sector rising to RM2,536 per month compared to RM2,162 per month in 2015. Employees in the Civil engineering sub-sector received the highest average salary and wages with a value of RM2,825 per month. Skilled workers earned the highest average salary and wages of RM5,594 per month, followed by semi-skilled workers (RM2,078) and low-skilled workers (RM1,431)."

The Chief Statistician added, "A total of 3,869 establishments with a contribution of 5.4 per cent of the overall Construction establishments in 2022 were owned by women. Out of this, 1,268 establishments or 32.8 per cent in the Civil engineering sub-sector. **Women-owned** establishments in the Construction sector generated a gross output value of RM4.7 billion and employed 35,077 persons. Nearly 70 per cent of women-owned establishments were individual proprietorships (2,667 establishments). This is followed by private limited companies and limited liabilities partnerships that accounted for 17.9 per cent or 691 establishments."

Elaborating on the economic performance by states, Dato' Sri Dr. Mohd Uzir Mahidin stated, "More than 50 per cent of the gross output in the Construction sector in 2022 was contributed by three **states**, namely Selangor (share: 31.3%); W.P. Kuala Lumpur (share: 16.2%); and Johor (share: 11.6%). In terms of annual growth rate, nine states recorded higher growth than the national, namely Kedah (10.3%); Sarawak (5.4%); Selangor (4.6%); Sabah (4.4%); Pulau Pinang (3.8%); Kelantan (3.5%); W. P. Kuala Lumpur (2.9%); Terengganu (2.6%); and Negeri Sembilan (2.2%)."

Concluding his statement, Dato' Sri Dr. Mohd Uzir Mahidin said, "With the Economic Census 2023 data, it can provide a clearer picture and better understanding of the post-pandemic economic structure in 2022, as well as identify any imbalances that require attention. The data collected from this census serves as an important basis for the government, investors and researchers to make better decisions and to formulate effective strategies and policies to move the country's economy forward."

The Department of Statistics Malaysia (DOSM) has launched OpenDOSM NextGen as a medium that provides a catalogue of data and visualizations to facilitate users' analysis of various data and can be accessed through <https://open.dosm.gov.my>.

DOSM is conducting the Agricultural Census in 2024. Please visit <https://www.myagricensus.gov.my/> for more information. The theme is "Agriculture Census, Key to Agricultural Development."

The Government of Malaysia has declared National Statistics Day (MyStats Day) on October 20th each year. MyStats Day theme is "Statistics is the Essence of Life". DOSM commemorates its 75th Diamond Jubilee in 2024.

Exhibit 1: Principal Statistics of Construction Sector, 2015 and 2022








	2015	2022	CAGR 2022/2015
 Number of Establishments	40,558	71,062	8.3%
 Gross Output	RM177.9 billion	RM205.1 billion	2.0%
 Intermediate Input	RM114.8 billion	RM139.3 billion	2.8%
 Value Added	RM63.2 billion	RM65.7 billion	0.6%
 Persons Engaged	1,290,474	1,242,412	-0.5%
 Salaries & Wages	RM32.9 billion	RM36.4 billion	1.5%
 Fixed Assets	RM25.1 billion	RM27.6 billion	1.4%

Exhibit 2: Value of Gross Output by Sub-sector, 2015 and 2022








	Gross Output (RM billion)		Share (%)		CAGR (%)
	2015	2022	2015	2022	2022/2015
 Construction	177.9	205.1			2.0
 Civil engineering	48.1	58.8	27.0	28.7	2.9
 Non-residential buildings	46.1	52.8	25.9	25.7	2.0
 Special trade activities	38.1	52.5	21.4	25.6	4.7
 Residential buildings	45.7	41.0	25.7	20.0	-1.5

Exhibit 3: Value Gross Output by State, 2015 and 2022

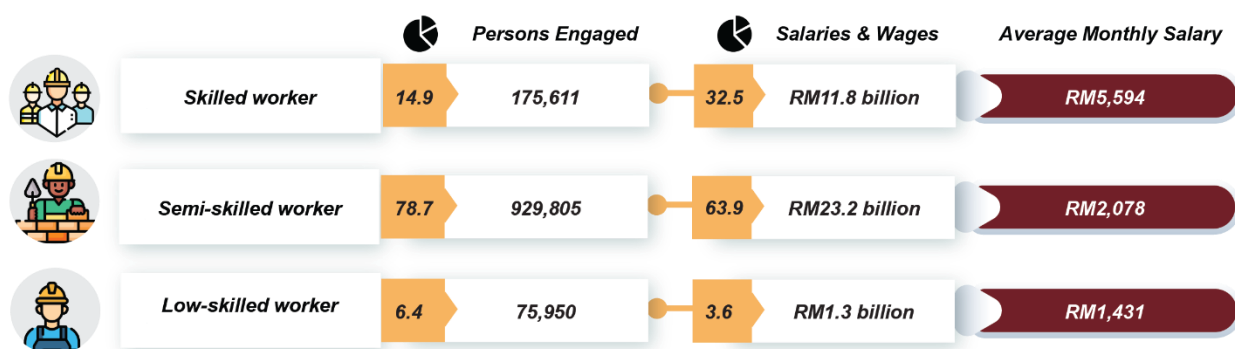


2022 | 2015 *RM billion*

 *Compound annual growth rate (%)*






 *Share (%)*

Exhibit 4: Number of Full-time Employees and Salaries & Wages by Category of Skill, 2022



 *Percentage share (%)*

Exhibit 5: Women-owned Establishments by Sub-sector, 2022

		Percentage Share of Gross Output (%)	Number of Establishments	Gross Output (RM billion)	Value Added (RM billion)	Persons Engaged
	Construction		3,869	4.7	1.6	35,077
	Civil engineering	39.3	1,268	1.9	0.6	12,305
	Non-residential buildings	23.3	671	1.1	0.340	7,416
	Residential buildings	18.8	887	0.89	0.343	8,197
	Special trade activities	18.6	1,043	0.88	0.291	7,159

Released by:

DEPARTMENT OF STATISTICS MALAYSIA
31 JULY 2024