



MALAYSIA LABOUR FORCE, AUGUST 2025

August 2025 recorded a renewed decline in the number of unemployed persons to 520.0 thousand, with an unemployment rate of **3.0 per cent**

UNEMPLOYMENT

August 2025



The number of unemployed persons

Unemployment rate

520.0 thousand

3.0%

The unemployment rate in August was unchanged at 3.0 per cent

AUGUST¹ 2024
551.4
thousand

JULY 2025
521.6
thousand

AUGUST¹ 2024
3.2%

JULY 2025
3.0%

Unemployment by category



EMPLOYED PERSONS

August 2025

The number of employed persons

Employment-to-population ratio

16.99 million

68.8%

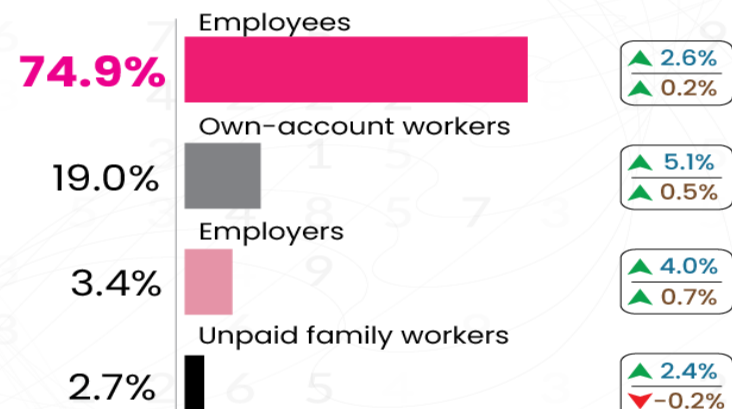
AUGUST¹ 2024
16.48
million

JULY 2025
16.95
million

AUGUST¹ 2024
68.3%

JULY 2025
68.7%

Employed persons by status in employment



The employees' category remained as the dominant category within the total employed persons, representing **74.9 per cent**

LABOUR FORCE

Labour Force

17.51 million

AUGUST 2025

Labour Force Participation Rate

70.9%

AUGUST¹ 2024
17.03
million

JULY 2025
17.47
million



AUGUST¹ 2024
70.6%

JULY 2025
70.8%

70.9%

August's Labour force participation rate (LFPR) rose to 70.9 per cent

LFPR by sex



Male
83.3%




Female
56.5%

OUTSIDE LABOUR FORCE



The main reasons for being outside the labour force was due to housework/ family responsibilities



Housework/ family responsibilities
43.7%



Schooling/ training
40.7%

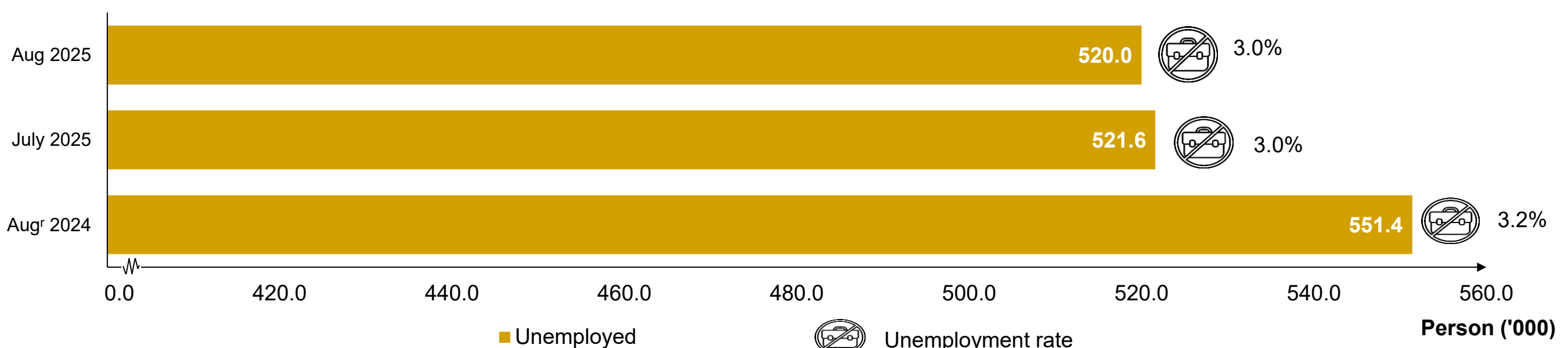
Notes :

- $\%$ Percentage change (year-on-year)
- $\%$ Percentage change (month-on-month)
- pp Percentage point

\leftrightarrow Unchanged

\uparrow Revision based on the current population estimates from the Population and Housing Census of Malaysia 2020

Unemployed persons and unemployment rate, August¹ 2024 and July - August 2025



@StatsMalaysia



August's unemployed declined to 520.0 thousand persons, with an unemployment rate of 3.0 per cent

- The **labour force** further strengthened in August 2025, rising by **0.2 per cent** month-on-month to **17.51 million persons** (July 2025: 17.47 million persons). As a result, the **labour force participation rate** edged up by **0.1 percentage points** to **70.9 per cent** (July 2025: 70.8%), signalling higher labour participation in the market.
- The number of **unemployed persons** within the month declined by **0.3 per cent** to **520.0 thousand persons**, reversing the previous month's increase (July 2025: 521.6 thousand persons).
- The **unemployment rate** in August stood at **3.0 per cent**, as in last month.
- The number of **employed persons** in August also rose by **0.2 per cent** to **16.99 million persons** (July 2025: 16.95 million persons).
- Across economic sectors, employment in the **Services** sector continued to register strong growth in August, notably within **Wholesale & retail trade; Information & communication activities**; as well as **Accommodation and food & beverage services**. Similarly, the number of employed persons in the **Manufacturing, Construction, Mining & quarrying** and **Agriculture** sectors also experienced an upward trend during the month.
- The number of **outside labour force** rose by **0.2 per cent** to **7.20 million persons** in August 2025 as compared to 7.19 million persons in the previous month.

