



MALAYSIAN ECONOMIC INDICATORS
LEADING, COINCIDENT & LAGGING INDEXES JULY 2025

MALAYSIA'S ECONOMY IS EXPECTED ON A SOFTENED TRAJECTORY,
WITH THE LEADING INDEX RECORDING 114.3 POINTS IN JULY 2025

Leading Composite Index (2015=100) and Annual Change (%)

APRIL 2025

0.5%

April 2025
113.6 points

April 2024
113.0 points

MAY 2025

0.3%

May 2025
114.0 points

May 2024
113.7 points

JUNE 2025

0.1%

June 2025
113.7 points

June 2024
113.6 points

JULY 2025

-0.5%

July 2025
114.3 points

July 2024
114.9 points

Note: Economic direction forecast by Leading Composite Index in average of 4 to 6 months ahead

Leading Composite Index, Monthly Change (%)

June
-0.3%

July
0.5%

Leading Composite Index, Monthly Change (%)

Contribution of Each Component to the Percentage Change in the Leading Composite Index from the Previous Month



Real Money
Supply, M1

0.2%


0.5%



Bursa Malaysia
Industrial Index

-0.2%

0.3%



Real Imports
of Semi
Conductors

0.01%

-0.3%



Real Imports of
Other Basic Precious
& Other Non-ferrous
Metals

0.5%

-1.1%



Number
of Housing
Units Approved

0.3%


0.1%



Expected
Sales Value,
Manufacturing

-0.6%

0.4%



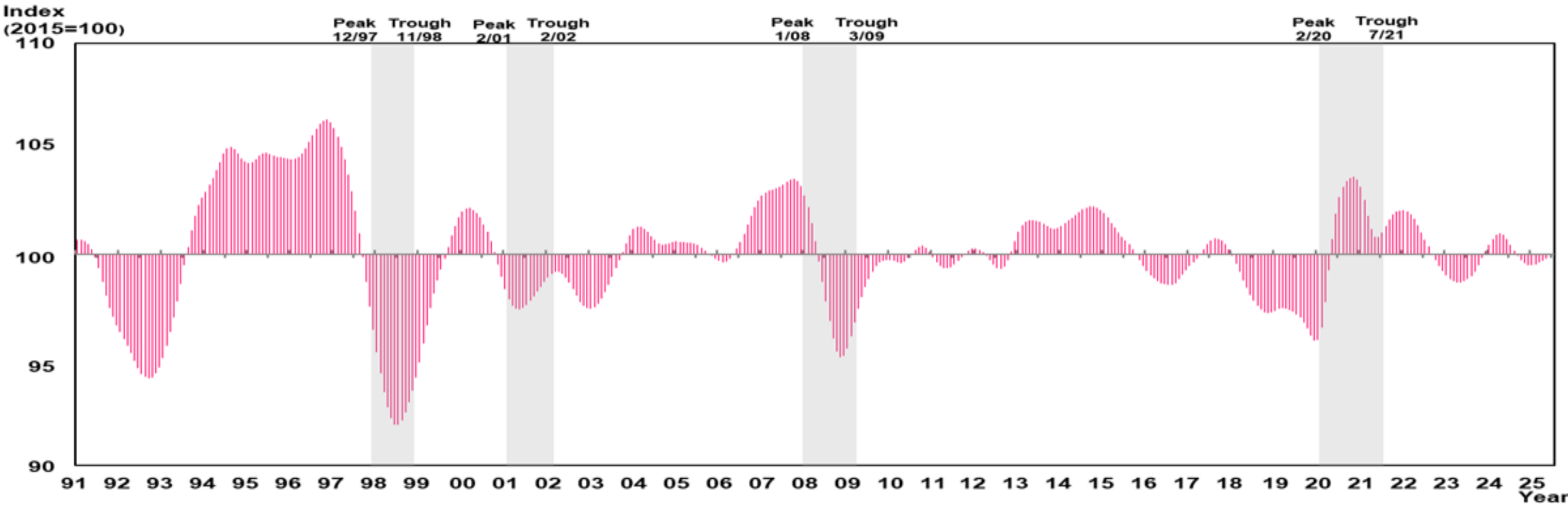
Number of
New Companies
Registered

0.3%

-0.2%

Note: July 2025
June 2025

Leading Composite Index (Long Term Trend = 100) and
Business Cycle (Grey Shaded Areas), January 1991 to July 2025



Malaysia's economy is expected on a softened trajectory, with the Leading Index recording 114.3 points in July 2025

- The annual growth rate of the Leading Index (LI) continued to moderate in July 2025 by recording a decline of 0.5 per cent to 114.3 points as compared to 114.9 points in the same month of the previous year.
- Double-digit declines in Real Imports of Other Basic Precious & Other Non-Ferrous Metals (-16.3%) and the Bursa Malaysia Industrial Index (-13.4%) influenced the softer performance.
- Conversely, the monthly performance rebounded to 0.5 per cent in July 2025, after recording negative 0.3 per cent in the previous month.
- This recovery was driven by strong performance in five out of seven components, particularly the Real Imports of Semi Conductors (0.5%).
- Examining the smoothed long-term trend in July 2025, the LI remained below 100.0 points. Nonetheless, Malaysia's economy is poised for a moderate trajectory ahead. Stronger sectoral performance and steady internal demand will position the nation to navigate global challenges.

