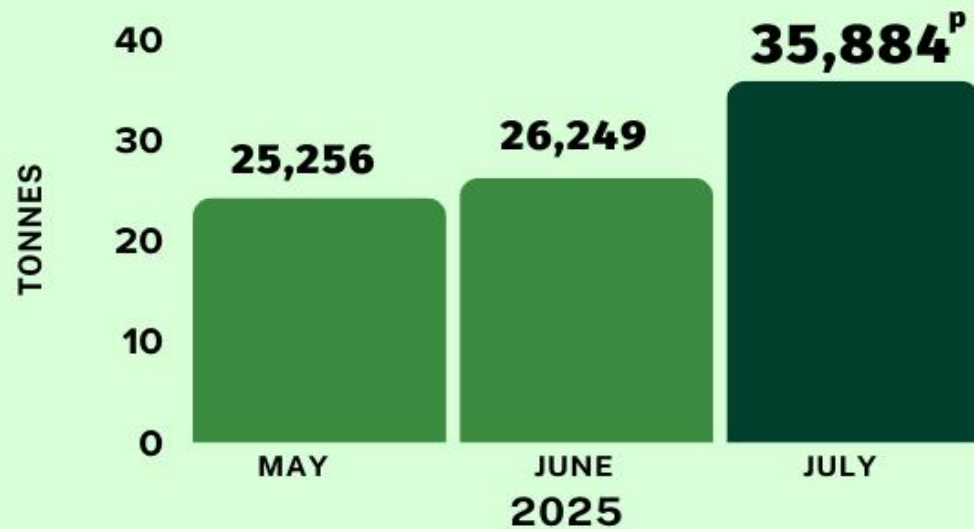




MONTHLY RUBBER STATISTICS, JULY 2025

PRODUCTION of NATURAL RUBBER

↑ 36.7%



AVERAGE PRICE (cent/kg)



S.M.R. 20
JULY 2025: 723.57
JUNE 2025: 664.79

↑ 8.8%



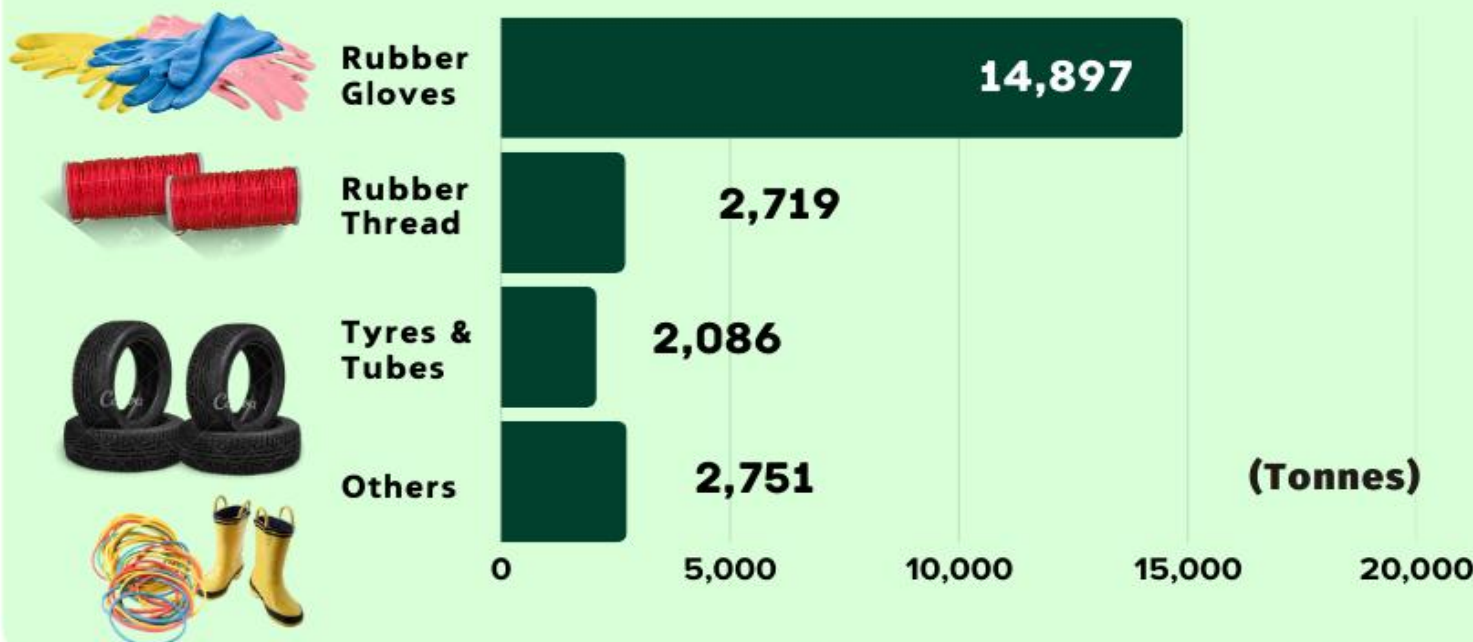
Concentrated Latex
JULY 2025: 571.30
JUNE 2025: 558.66

↑ 2.3%

DOMESTIC CONSUMPTION

↑ 15.8%

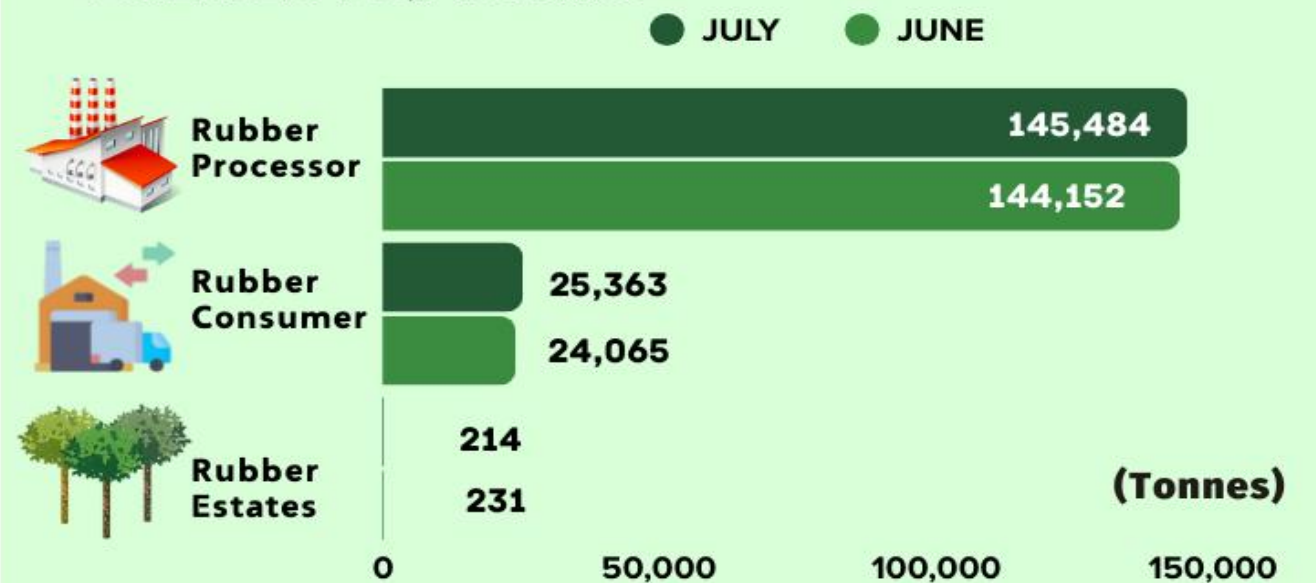
JULY 2025: 22,446^P tonnes
JUNE 2025: 19,386 tonnes



STOCKS

↑ 1.6%

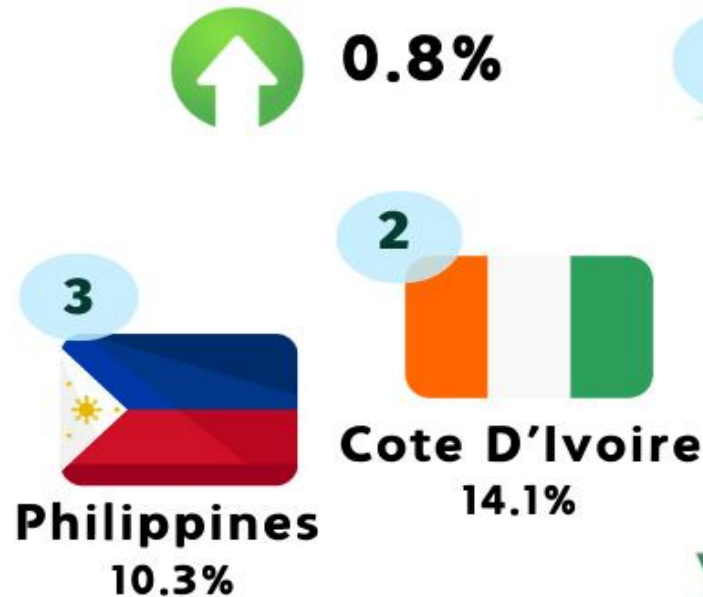
JULY 2025: 171,061^P tonnes
JUNE 2025: 168,448 tonnes



IMPORTS

JULY 2025: 56,874^P tonnes
JUNE 2025: 56,398 tonnes

↑ 0.8%



MAIN COUNTRIES

EXPORTS

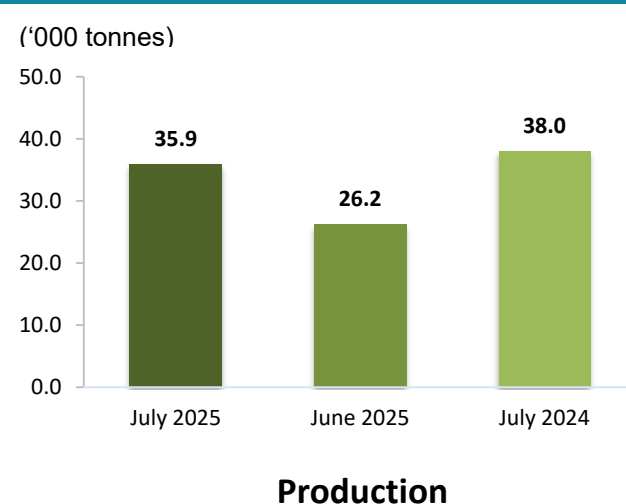
JULY 2025: 37,198^P tonnes
JUNE 2025: 29,719 tonnes

↑ 25.2%

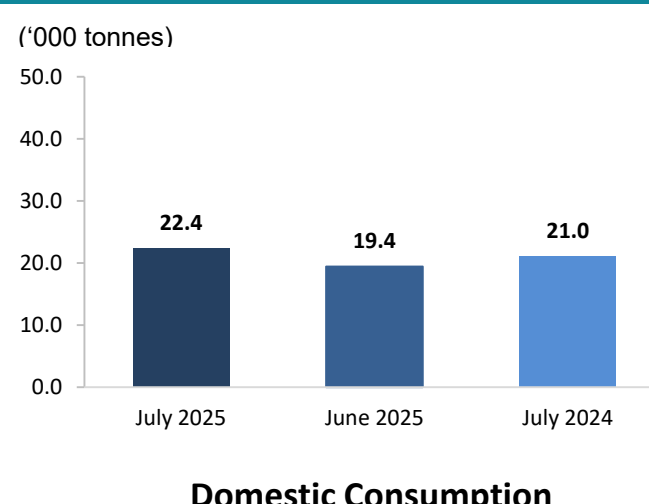


Note : ↑ ↓ change month on month : P = Preliminary : S.M.R = Standard Malaysian Rubber

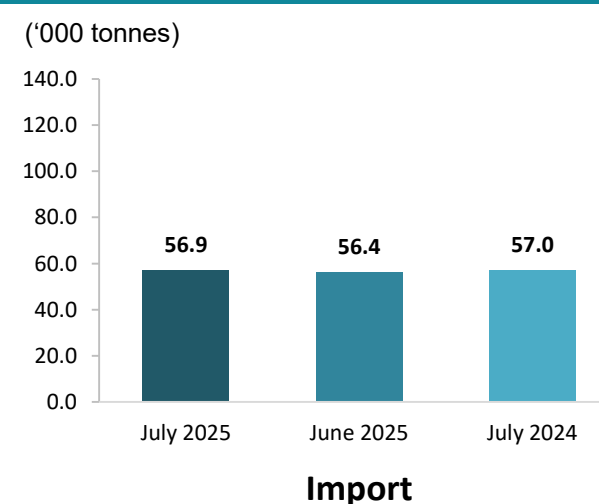
PRINCIPAL STATISTICS OF RUBBER, MALAYSIA ('000 TONNES)



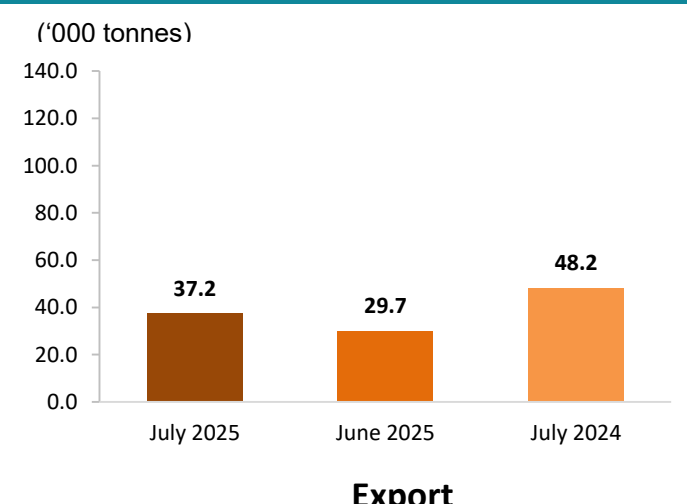
Production



Domestic Consumption



Import



Export

Source: Monthly Rubber Statistics July 2025, Department of Statistics Malaysia (DOSM)



Malaysia natural rubber production increased by 36.7 per cent in July 2025

- Natural Rubber (NR) production increased by 36.7 per cent in July 2025 (35,884 tonnes) as compared to June 2025 (26,249 tonnes). Year-on-year comparison showed that the production of NR decreased by 5.5 per cent (July 2024: 37,960 tonnes). Production of NR in July 2025 for Malaysia was mainly contributed by smallholders sector (86.8%) as compared to estates sector (13.2%).
- Total stocks of NR in July 2025 increased by 1.6 per cent to 171,061 tonnes as compared to 168,448 tonnes in June 2025. Rubber processors factory contributed 85.0 per cent of the stocks followed by rubber consumers factory (14.8%) and rubber estates (0.1%).
- Exports of Malaysia's NR amounted to 37,198 tonnes in July 2025, increased 25.2 per cent as against June 2025 (29,719 tonnes). P.R. China remained as the main destination for NR exports which contributed 47.3 per cent of total exports in July 2025 followed by Germany (15.0%), India (6.7%), the United States of America (6.1%) and Egypt (3.0%).
- The average monthly price showed that Concentrated Latex recorded an increase of 2.3 per cent (July 2025: 571.30 sen per kg; June 2025: 558.66 sen per kg) while Scrap increased by 4.0 per cent (July 2025: 586.68 sen per kg; June 2025: 564.13 sen per kg).

