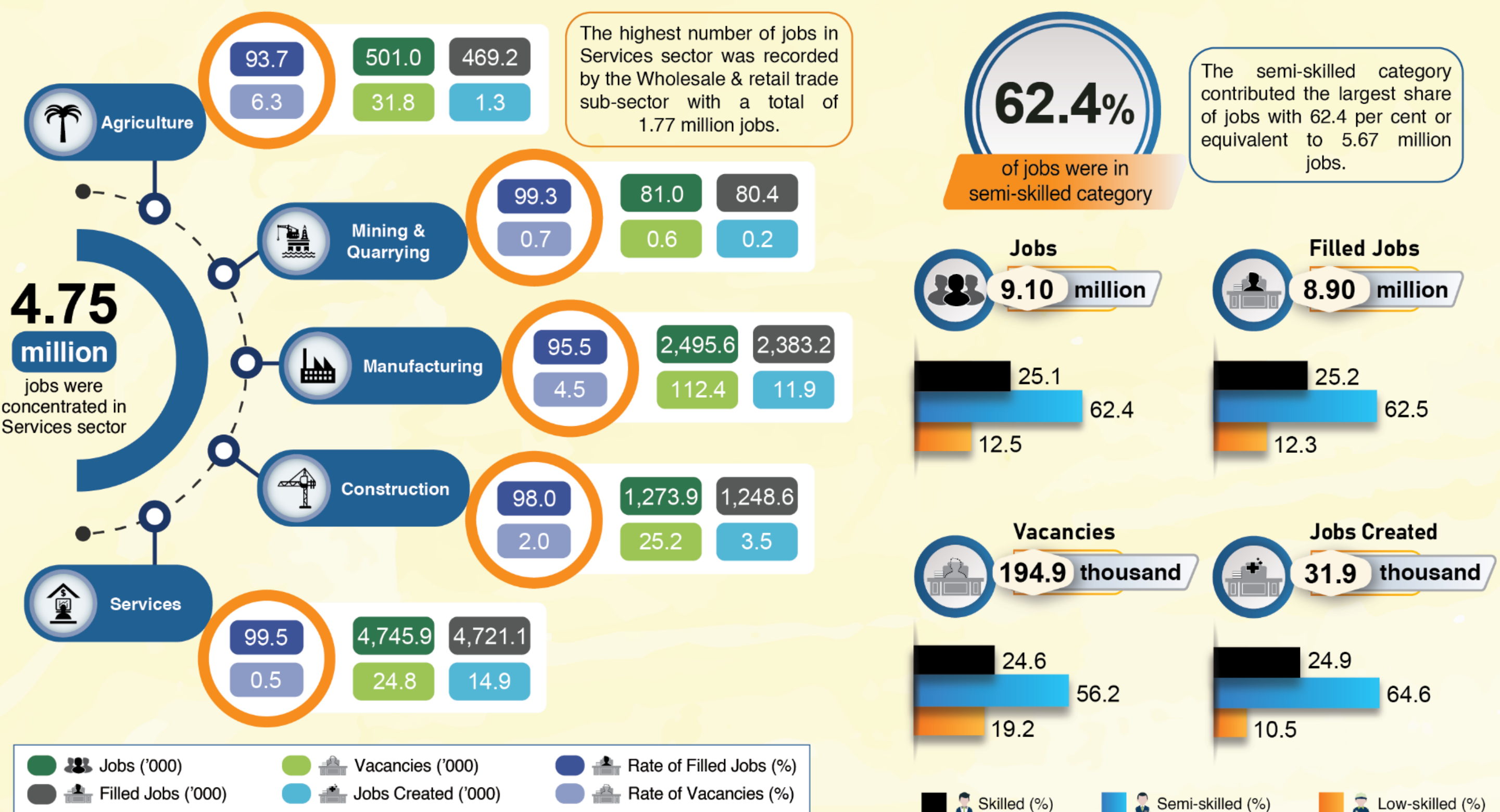
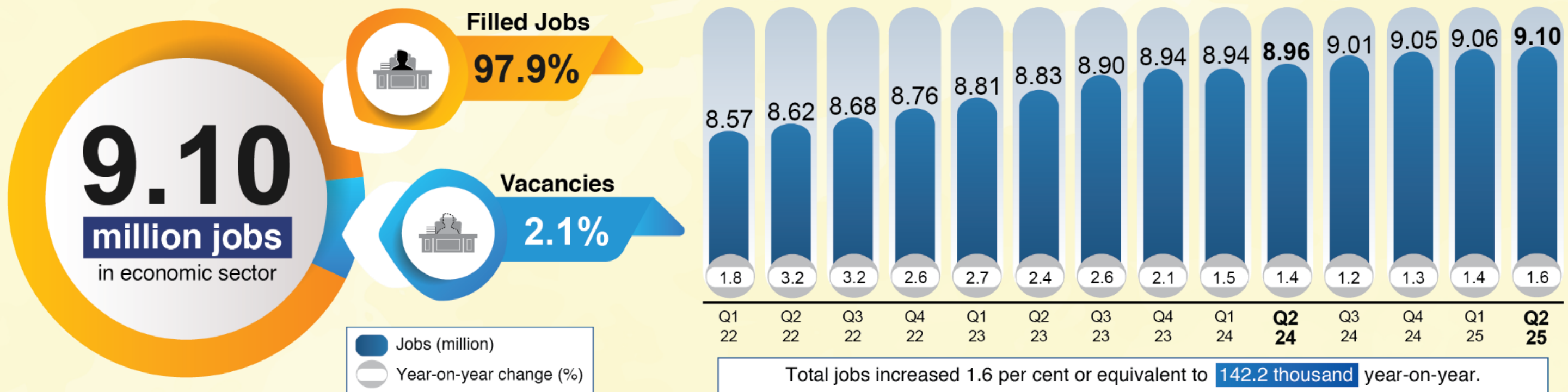


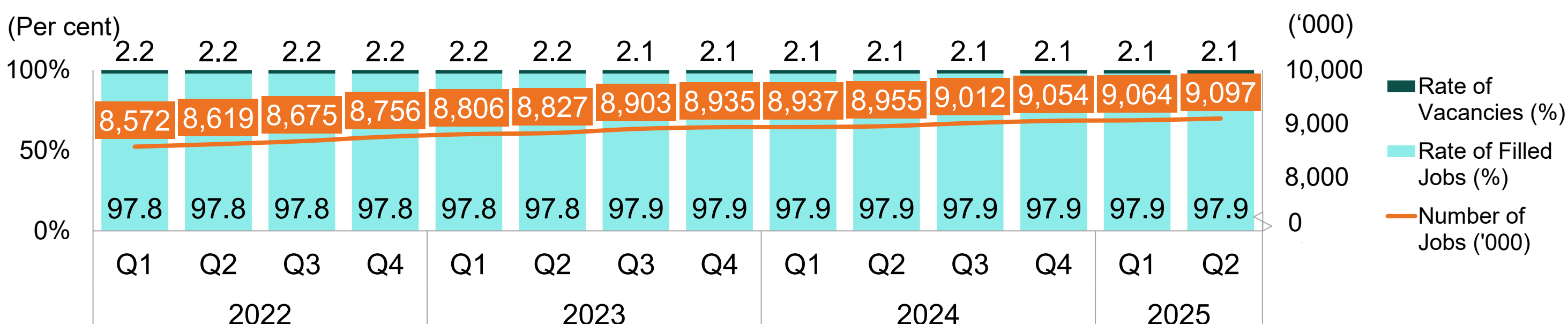


EMPLOYMENT STATISTICS, SECOND QUARTER 2025



Notes: The sum may differ from total due to independent rounding. Source: Employment Statistics, Second Quarter of 2025, Department of Statistics Malaysia (DOSM)

Jobs, Rate of Filled Jobs and Rate of Vacancies, Q1 2022 – Q2 2025



Malaysia's labour demand remains favourable in Q2 2025 with 9.10 million jobs, expanding by 1.6 per cent year-on-year.

Labour Demand, Second Quarter of 2025

- Malaysia's labour demand remains favourable in Q2 2025 with 9.10 million **jobs**, expanding by 1.6 per cent year-on-year. Of these, 8.90 million were **filled jobs**, resulting in a rate of filled jobs 97.9 per cent.
- In Q2 2025, there were 194.9 thousand **jobs vacancy**, corresponding to a 2.1 per cent of vacancies rate. A total of 31.9 thousand **jobs were created** in this quarter.

Labour Demand by Skills Category

- Based on **skills category**, the semi-skilled category representing the largest share of jobs at 62.4 per cent (5.67 million), followed by skilled category at 25.1 per cent (2.29 million) and low-skilled category at 12.5 per cent (1.13 million).
- As for **skilled category**, there were 2.24 million filled jobs (97.9%) and 48.0 thousand vacancies (2.1%) were recorded. Additionally, 7.9 thousand jobs were created in this category.
- **Semi-skilled category** accounted 5.56 million filled jobs, with 98.1 per cent of filled jobs rate. Meanwhile, jobs vacancy were 109.5 thousand (1.9%) and 20.6 thousand jobs were created during this period.
- In terms of **low-skilled category**, 1.10 million filled jobs were recorded in Q2 2025, reflecting a filled jobs rate of 96.7 per cent. Jobs vacancy were 37.4 thousand, with 3.3 per cent of vacancies rate. There were 3.4 thousand jobs were created.

Labour Demand by Economic Activity

- The Services sector recorded the largest share of **jobs** and **filled jobs**, contributing 52.2 per cent (4.75 million) and 53.0 per cent (4.72 million) respectively.
- The highest number of **jobs vacancy** was in the Manufacturing sector with 112.4 thousand jobs (57.7%), followed by Agriculture (31.8 thousand; 16.3%), Construction (25.2 thousand; 13.0%) and Services (24.8 thousand; 12.7%).
- In Q2 2025, **jobs created** in the Services sector were 14.9 thousand (46.7%), while Manufacturing came in second with 11.9 thousand (37.4%), followed by Construction at 3.5 thousand (11.0%).

