



## MALAYSIA, LABOUR FORCE JUNE 2025

June's unemployment rate stood at **3.0 per cent**, with the number of unemployed declining to 518.7 thousand persons

### UNEMPLOYMENT

JUNE 2025

The number of unemployed persons

Unemployment rate

**518.7** thousand

**3.0%**

The unemployment rate in June 2025 held steady at 3.0 per cent as in May

JUNE<sup>1</sup> 2024  
**553.7**  
thousand

MAY 2025  
**522.4**  
thousand

JUNE<sup>1</sup> 2024  
**3.3%**

MAY 2025  
**3.0%**

### Unemployment by category

● Actively unemployed ● Inactively unemployed

● **JUNE 2025 : 414.4** thousand

MAY 2025 : 416.4 thousand

JUNE<sup>1</sup> 2024 : 440.2 thousand

▼ -5.8%  
▼ -0.5%

● **JUNE 2025 : 104.3** thousand

MAY 2025 : 106.0 thousand

JUNE<sup>1</sup> 2024 : 113.5 thousand

▼ -8.2%  
▼ -1.6%

### EMPLOYED PERSONS

JUNE 2025

The number of employed persons

Employment-to-population ratio

**16.92** million

**68.7%**

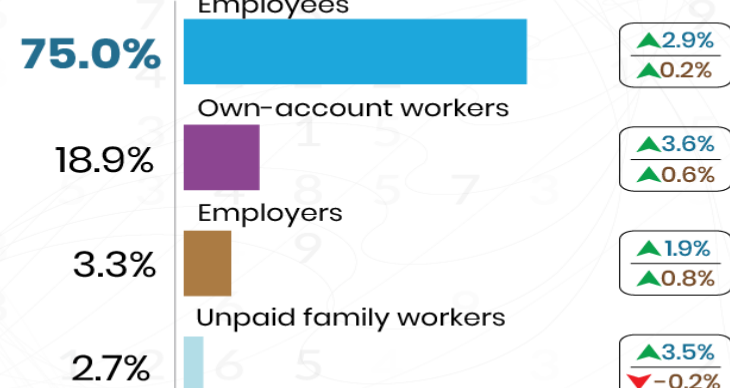
JUNE<sup>1</sup> 2024  
**16.42**  
million

MAY 2025  
**16.86**  
million

JUNE<sup>1</sup> 2024  
**68.3%**

MAY 2025  
**68.7%**

### Employed persons by status in employment



The employees' category remained the largest segment of the employment, comprising **75.0 per cent** of the total employed persons

### LABOUR FORCE

Labour Force

**17.43** million

JUNE 2025

Labour Force Participation Rate

**70.8%**

JUNE<sup>1</sup> 2024  
**16.97**  
million

MAY 2025  
**17.38**  
million

JUNE<sup>1</sup> 2024  
**70.6%**

MAY 2025  
**70.8%**

LFPR by sex


Male  
**83.3%**

Female  
**56.4%**

**70.8%**

The labour force participation rate in June 2025 stood at 70.8 per cent as recorded last month.

### OUTSIDE LABOUR FORCE



The main reasons for those being outside the labour force were housework/ family responsibilities

Housework/ family responsibilities  
**43.7%**

Schooling/ training  
**40.9%**

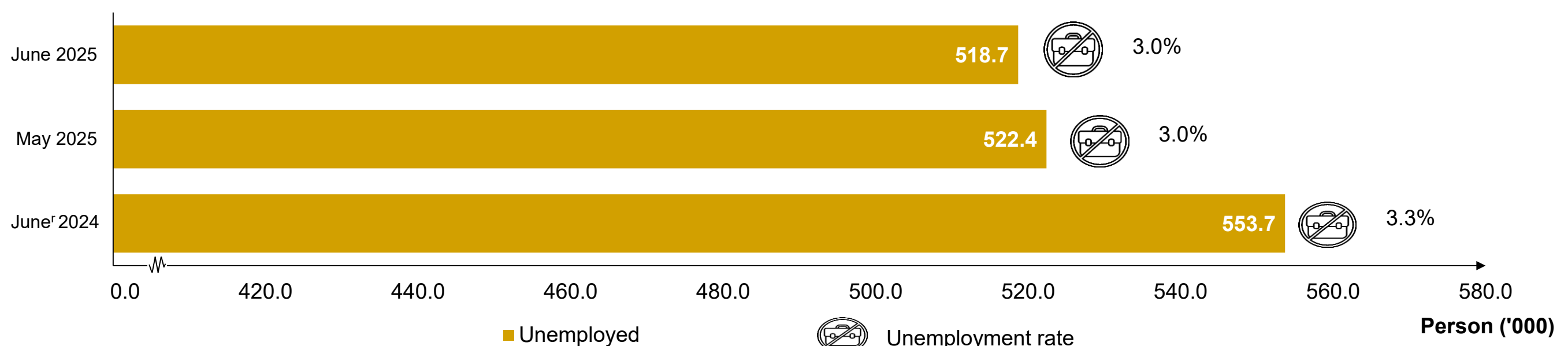
Note :

% Percentage change (year-on-year)  
% Percentage change (month-on-month)  
pp Percentage point

↔ Unchanged

ⓘ Revision based on the current population estimates from the Population and Housing Census of Malaysia 2020

### Unemployed persons and unemployment rate, June<sup>1</sup> 2024 and May - June 2025



@StatsMalaysia





# ***June's unemployment rate stood at 3.0 per cent, with the number of unemployed declining to 518.7 thousand persons***

- The **labour force** continued its upward trend in June 2025, increasing by **0.3 per cent** month-on-month to **17.43 million persons** (May 2025: 17.38 million persons). The **labour force participation rate** in June 2025 stood at **70.8 per cent**, consistent with the rate recorded in May.
- The **unemployed** declined further by **0.7 per cent** to **518.7 thousand persons** during the month (May 2025: 522.4 thousand persons).
- The **unemployment rate** remained unchanged at **3.0 per cent** for the third consecutive month, indicating sustained labour market stability.
- Employment continued to increase in June 2025, with the number of **employed** rising by **0.3 per cent** to **16.92 million persons** (May 2025: 16.86 million persons).
- Employment across economic sectors continued to increase during the month, led by steady growth in the **Services** sector, particularly in **Wholesale and retail trade; Accommodation and food & beverage services; as well as Information & communication activities**. Similarly, the number of employed persons in the **Manufacturing, Construction, Mining & quarrying, and Agriculture sectors** also experienced a rise during the month.
- As for the number of persons **outside the labour force** in June 2025, it was slightly down by **0.004 per cent**, totalling **7.18 million persons** (May 2025: 7.18 million persons).

