



LABOUR FORCE MALAYSIA, APRIL 2025

April's unemployment rate hits the lowest rate in a decade at **3.0 per cent**, with 525.9 thousand unemployed

UNEMPLOYMENT

APRIL 2025

The number of unemployed persons

▼ 5.5%
▼ 0.7%

525.9 thousand

APR' 2024

556.5
thousand

MAR 2025

529.6
thousand

Unemployment rate

▼ 0.3pp
▼ 0.1pp

3.0%

April's unemployment rate fell to 3.0 per cent, the lowest rate in ten years

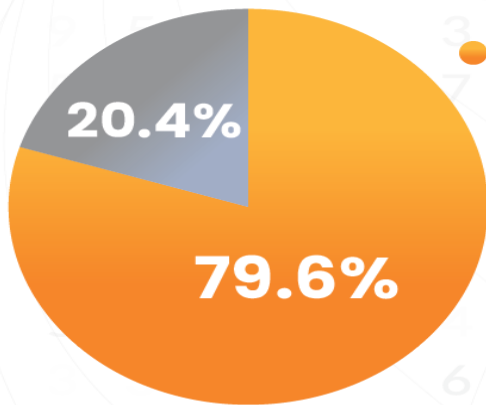
APR' 2024

3.3%

MAR 2025

3.1%

Unemployment by category



● Actively unemployed ● Inactively unemployed

● **APR 2025 : 418.6** thousand

MAR 2025 : 420.7 thousand

APR' 2024 : 442.7 thousand

▼ 5.4%
▼ 0.5%

● **APR 2025 : 107.2** thousand

MAR 2025 : 108.9 thousand

APR' 2024 : 113.8 thousand

▼ 5.8%
▼ 1.5%

EMPLOYED PERSONS

APRIL 2025

The number of employed persons

▲ 2.8%
▲ 0.2%

16.82 million

APR' 2024

16.36
million

MAR 2025

16.78
million

Employment-to-population ratio

▲ 0.3pp
↔ 0.0pp

68.6%

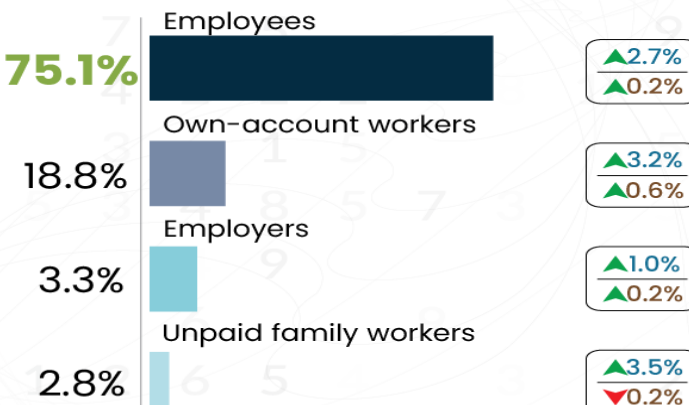
APR' 2024

68.3%

MAR 2025

68.6%

Employed persons by status in employment



The employees' category constituted 75.1 per cent of the total employed persons in April 2025

LABOUR FORCE

Labour Force

17.34 million

APRIL 2025

Labour Force Participation Rate

70.8%

▲ 2.5%
▲ 0.2%

▲ 0.2pp
▲ 0.1pp

APR' 2024

16.92
million

MAR 2025

17.31
million



APR' 2024

70.6%

MAR 2025

70.7%

LFPR by sex



Male

83.3%




Female

56.4%

A higher labour force participation rate was recorded during the month at 70.8 per cent

OUTSIDE LABOUR FORCE



The main reason for being outside the labour force was due to housework/ family responsibilities



Housework/ family responsibilities

43.7%



Schooling/ training

41.1%

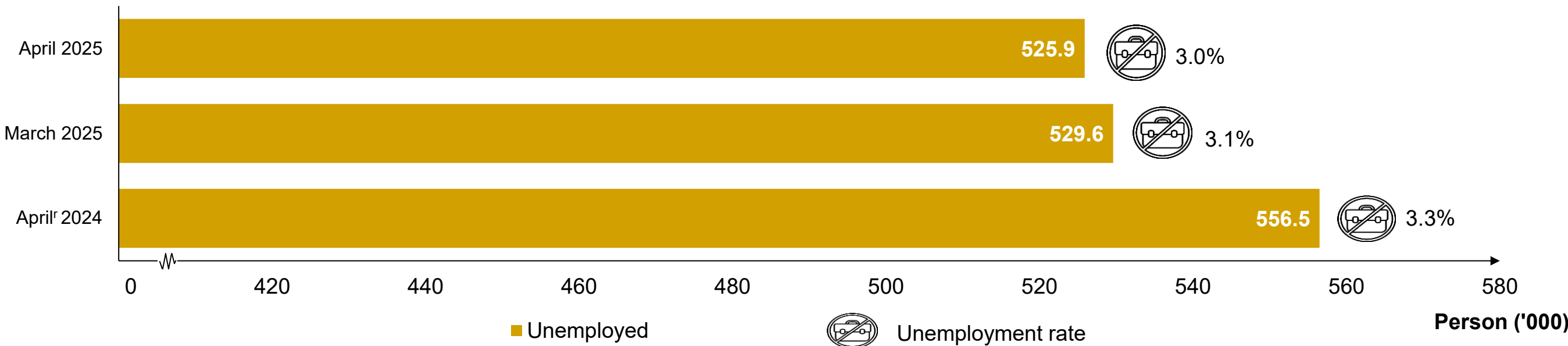
Note :

- Percentage change (year-on-year)
- Percentage change (month-on-month)
- Percentage point

↔ Unchanged

ⓘ Revision based on the current population estimates from the Population and Housing Census of Malaysia 2020

Unemployed persons and unemployment rate, April' 2024 and March - April 2025



@StatsMalaysia



April's unemployment rate drops to 3.0 per cent, the lowest rate in ten years, with 525.9 thousand unemployed

- In April 2025, the number of **labour force** continued its upward trend, increasing by **0.2 per cent** to **17.34 million persons** (March 2025: 17.31 million persons). Consequently, the **labour force participation rate** rose by **0.1 percentage points** to **70.8 per cent** (March 2025: 70.7%), indicating more labour participation in the market.
- The number of **unemployed persons** decreased by **0.7 per cent** to **525.9 thousand persons** in April 2025 (March 2025: 529.6 thousand persons).
- April's **unemployment rate** hit the lowest rate in a decade at **3.0 per cent** (April 2015: 3.0%), compared to March 2025 (3.1%).
- The number of **employed persons** in April 2025 was increasing, with a rise of **0.2 per cent** to **16.82 million persons** compared to 16.78 million persons last month.
- In terms of economic sector, the number of employed persons in the **Services** sector was on an increasing trend, particularly in **Wholesale and retail trade; Accommodation and food & beverage services; and Transportation & storage activities**. Likewise, the number of employed persons also increased in the **Manufacturing, Construction, Agriculture, and Mining & quarrying** sectors.
- In April 2025, the number of persons **outside the labour force** rose by **0.2 per cent** to **7.17 million persons** as compared to the preceding month (March 2025: 7.16 million persons).

