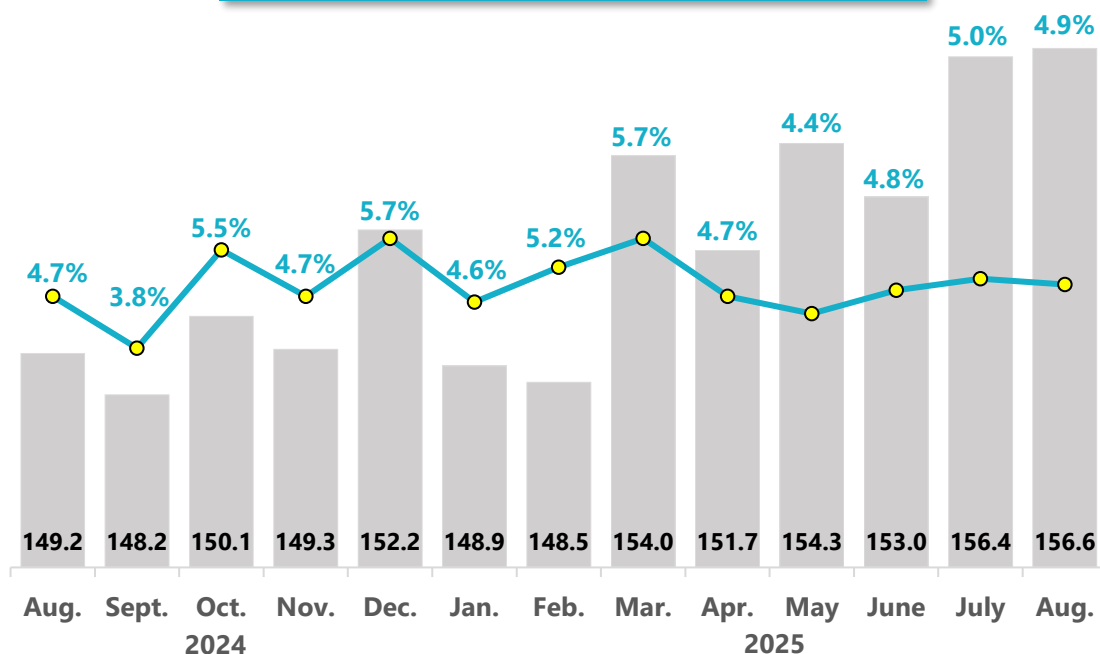


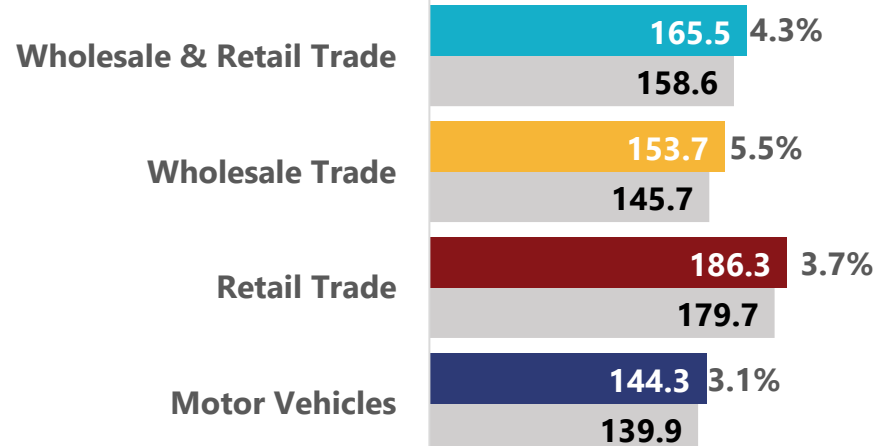


PERFORMANCE OF WHOLESALE & RETAIL TRADE, AUGUST 2025

Sales Value of Wholesale & Retail Trade (RM billion)



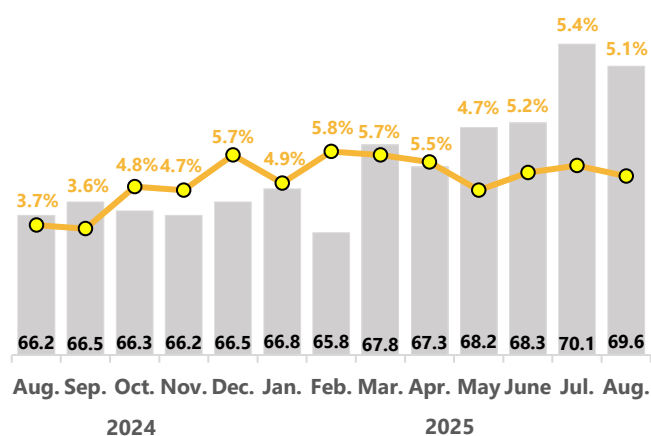
Volume Index



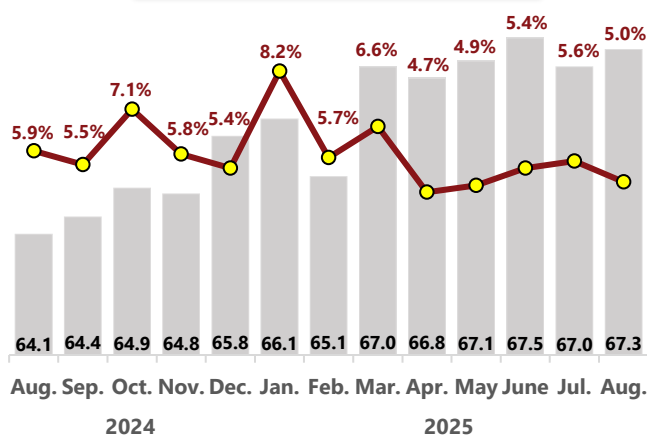
■ August 2025 ■ August 2024

Seasonally Adjusted Volume
Index August 2025: -0.5%
(Month-on-Month)

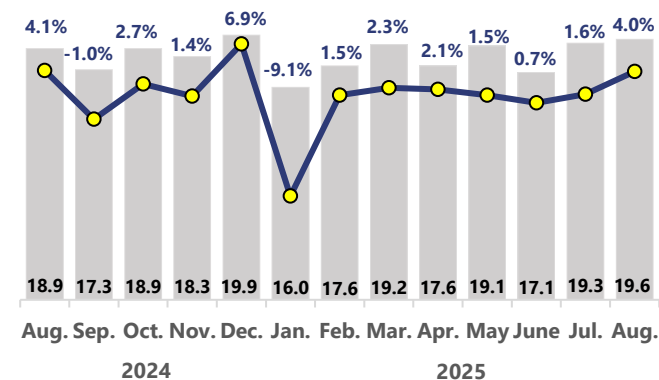
Sales Value of Wholesale Trade (RM billion)



Sales Value of Retail Trade (RM billion)



Sales Value of Motor Vehicles (RM billion)




Percentage Change: Year-on-Year

MAIN GROUPS (SALES VALUE)

Wholesale Trade

Other Specialised
Wholesale



4.8%

Wholesale of
Household Goods



5.4%

Wholesale of Food,
Beverages & Tobacco



5.4%

Retail Trade

Retail Sale in
Non-specialised
Stores



5.6%

Retail Sale of Other
Goods in Specialised
Stores



6.0%

Retail Sale of Other
Household
Equipment
in Specialised Stores



2.6%

Motor Vehicles

Sale of
Motor Vehicles



4.2%

Sale of Motor
Vehicles
Parts & Accessories



2.0%

Maintenance &
Repair
of Motor Vehicles



5.2%

Source: Performance of Wholesale & Retail Trade, August 2025,
Department of Statistics Malaysia (DOSM)

