



MINISTRY OF ECONOMY
DEPARTMENT OF STATISTICS MALAYSIA

ECONOMIC CENSUS 2023

RESEARCH AND DEVELOPMENT STATISTICS

KEY STATISTICS



NUMBER OF ESTABLISHMENTS
3,007 establishments



R&D EXPENDITURE
RM12,813.0 million



GROSS OUTPUT
RM1,549.8 billion



INTERMEDIATE INPUT
RM1,099.3 billion



VALUE ADDED
RM450,376.3 million



NUMBER OF PERSONS ENGAGED
1,125,838 persons



SALARIES & WAGES
RM65,709.4 million



FIXED ASSET
RM663,401.6 million

R&D EXPENDITURE BY SECTOR



Agriculture

RM9.9 million
(0.1%)



Mining & quarrying

RM453.0 million
(3.5%)



Manufacturing

RM9,498.9 million
(74.1%)



Construction

RM9.5 million
(0.1%)



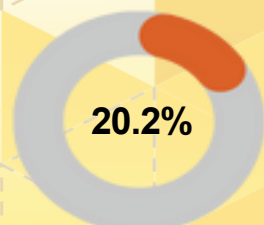
Services

RM2,841.6 million
(22.2%)

TOP CONTRIBUTORS IN R&D EXPENDITURE BY STATE



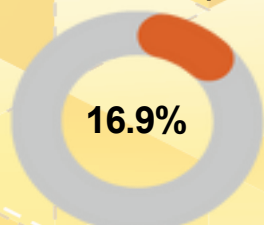
Selangor



RM2,589.0 million



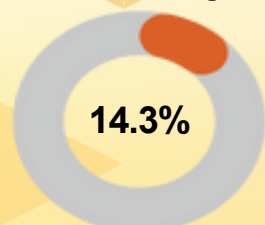
W.P. Kuala Lumpur



RM2,171.2 million



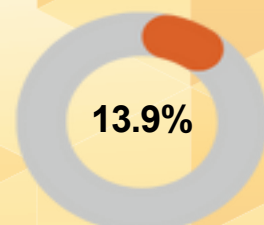
Pulau Pinang



RM1,832.1 million



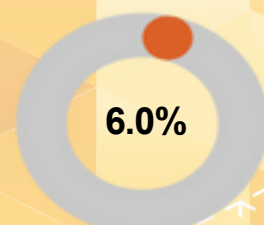
Johor



RM1,784.4 million



Kedah



RM772.6 million

Percentage share

Note: R&D: Research & Development

Source: Economics Census 2023, Department of Statistics Malaysia (DOSM)



@StatsMalaysia

