

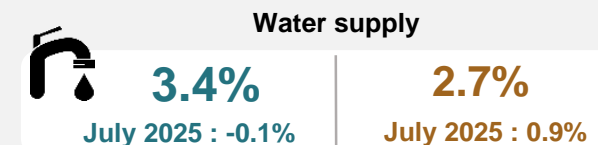
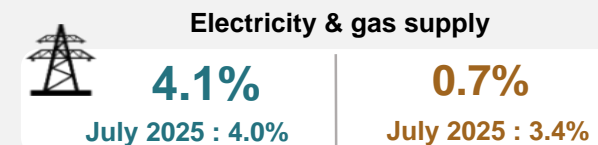


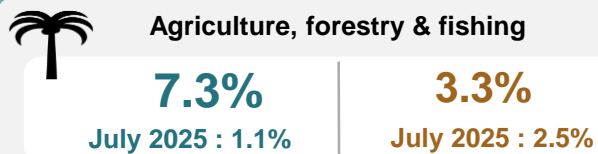


MINISTRY OF ECONOMY
DEPARTMENT OF STATISTICS MALAYSIA

PRODUCER PRICE INDEX (PPI) LOCAL PRODUCTION, AUGUST 2025

Malaysia's Producer Price Index decreased by **2.8 per cent** in **AUGUST 2025**

PPI BY SECTOR



[Year-on-Year]

Aug 2025
-2.8%

July 2025
-3.8%

[Month-on-Month]

Aug 2025
0.1%

July 2025
0.3%

Note : ■ Year-on-Year ■ Month-on-Month

PPI BY STAGE OF PROCESSING

Crude materials for further processing

-0.8% | **July 2025 : -5.8%**

1.6% | **July 2025 : 0.8%**

Intermediate materials, supplies & components

-3.1% | **July 2025 : -3.7%**

-0.2% | **July 2025 : 0.1%**

Finished goods

-3.4% | **July 2025 : -2.4%**

-0.5% | **July 2025 : 0.1%**

PPI OF SELECTED COUNTRIES

United States of America



Aug 2025 : 2.6%
July 2025 : 3.1%

P.R. China



Aug 2025 : -2.9%
July 2025 : -3.6%

Japan



Aug 2025 : 2.7%
July 2025 : 2.5%

Republic of Korea



Aug 2025 : 0.6%
July 2025 : 0.5%

Taiwan



Aug 2025 : -5.0%
July 2025 : -6.4%

Indonesia



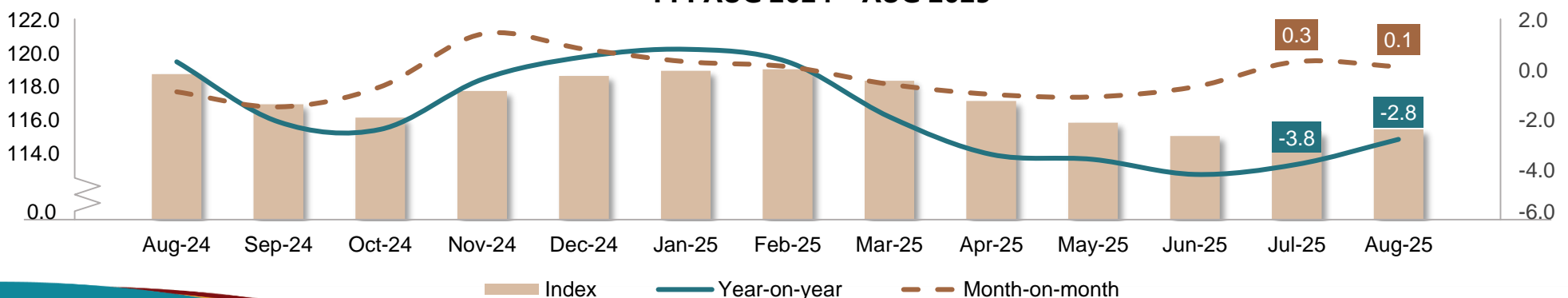
Aug 2025 : 2.0%
July 2025 : 1.9%

Source: Official website of selected NSOs

Index (2010=100)

PPI AUG 2024 – AUG 2025

Percentage change (%)



Source : Producer Price Index (2010=100) Local Production, Department of Statistics Malaysia (DOSM)



@StatsMalaysia

