

# INDUSTRIAL PRODUCTION INDEX JULY 2025

## INDUSTRIAL PRODUCTION INDEX (IPI)

**4.2%**

Jun. 2025 : 2.9%



## MINING

**4.3%**

Jun. 2025 : -0.01%



## MANUFACTURING

**4.4%**

Jun. 2025 : 3.6%



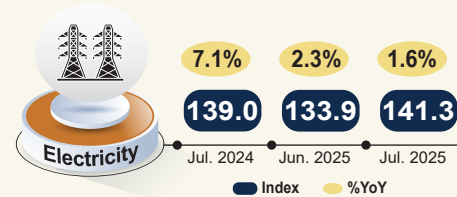
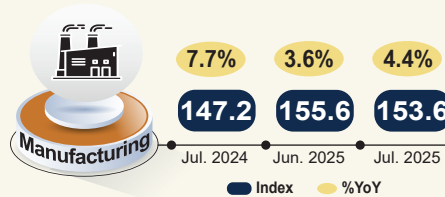
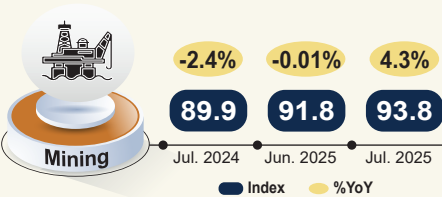
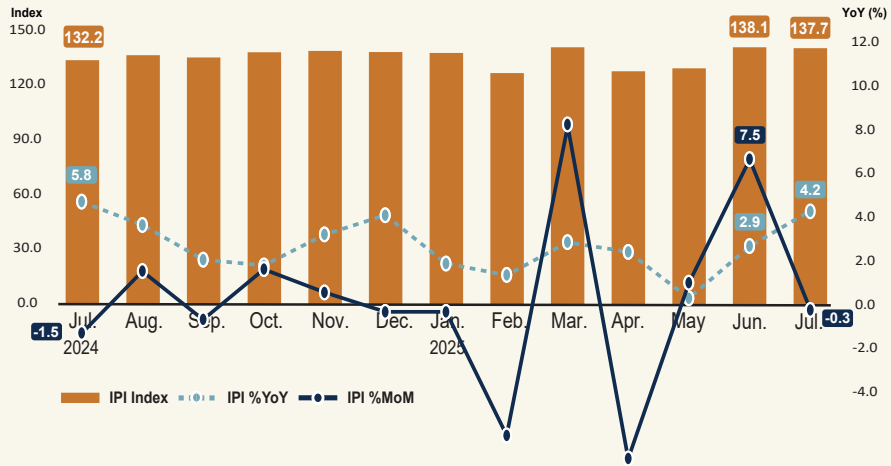
## ELECTRICITY

**1.6%**

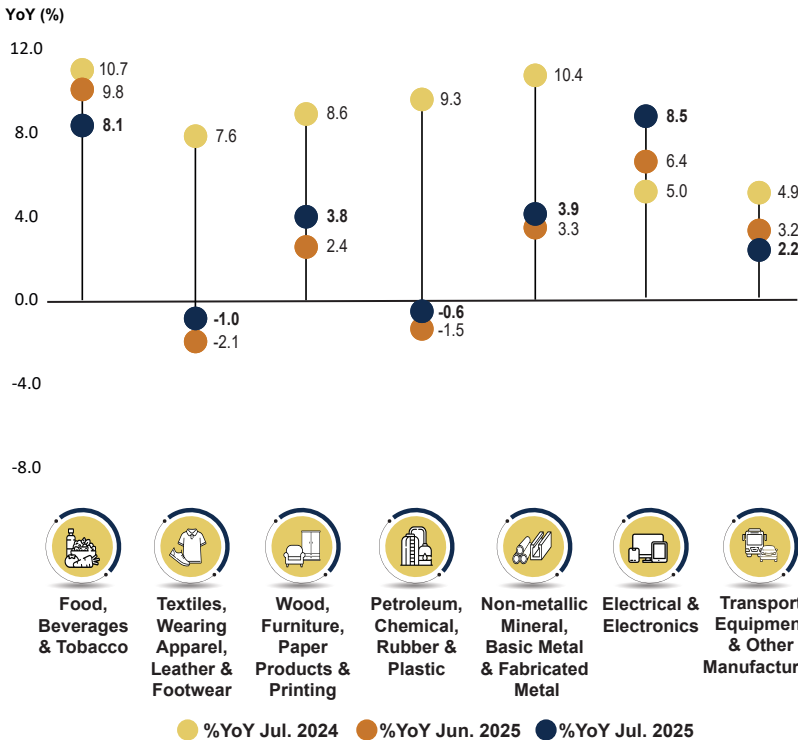
Jun. 2025 : 2.3%



%YoY July 2025



## Manufacturing sub-sectors



## Export and Domestic-Oriented Industries



**EXPORT**

The key contributors to the growth of export-oriented industries



%YoY  
Jul. 2024

**7.8%**

Manufacture of computer, electronics & optical products

**5.0%**

Manufacture of machinery and equipment n.e.c.

**6.5%**

%YoY  
Jun. 2025

**2.9%**

**5.9%**

**9.3%**

**10.2%**

%YoY  
Jul. 2025

**4.1%**

**8.5%**



**DOMESTIC**

The key contributors to the growth of domestic-oriented industries



%YoY  
Jul. 2024

**7.5%**

Manufacture of food processing products

**4.2%**

Manufacture of fabricated metal products, except machinery & equipment

**9.1%**

%YoY  
Jun. 2025

**5.1%**

**11.3%**

**2.4%**

**4.1%**

%YoY  
Jul. 2025

**5.0%**

**10.7%**

Source: Index of Industrial Production Malaysia, Department of Statistics Malaysia (DOSM)

% YoY: Percentage change year-on-year  
% MoM: Percentage change month-on-month



@StatsMalaysia

