

PRODUCER PRICE INDEX LOCAL PRODUCTION 2024

Producer Price Index (PPI)
Local Production increased by
0.3 per cent in 2024

2023

-1.9%

2024

0.3%

PPI BY SECTOR

Agriculture, forestry & fishing



7.9%

-13.8%

Mining



-2.0%

-5.9%

Manufacturing



-0.3%

-0.2%

Electricity & gas supply



0.6%

0.4%

Water supply



6.5%

2.4%

PPI BY STAGE OF PROCESSING


1 Crude materials for
further processing



0.7%

-9.6%

2 Intermediate materials,
supplies & components



-0.5%

-1.2%

3 Finished goods

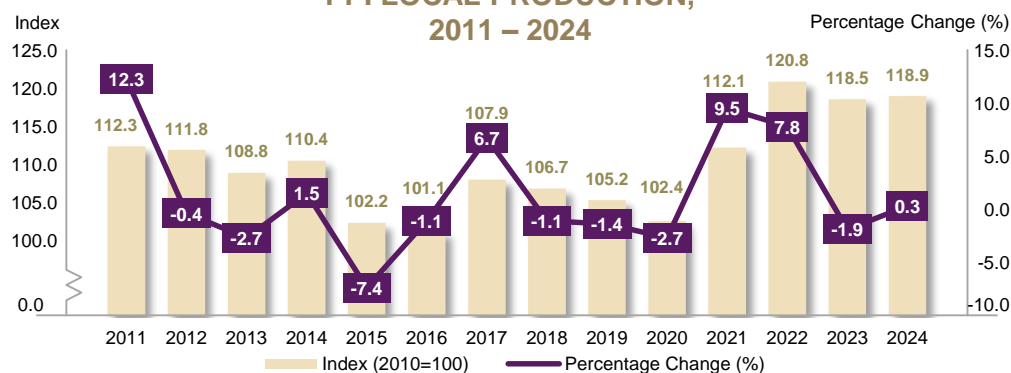


1.9%

3.1%

Note : 2024 2023

PPI LOCAL PRODUCTION, 2011 – 2024



SERVICES PRODUCER PRICE INDEX (SPPI) 2024

Services Producer Price
Index (SPPI) increased by
0.7 per cent in 2024

2023

2.1%

2024

0.7%

-1.4%

2.9%

Transportation



2.6%

5.6%

Accommodation and
food & beverage
service activities



0.0%

0.0%

Information &
communication



0.3%

0.2%

Real estate
activities



SPPI BY SUBSECTOR



Arts, entertainment
& recreation

6.7%

2.3%



Health

0.3%

0.3%



Education

0.8%

1.0%



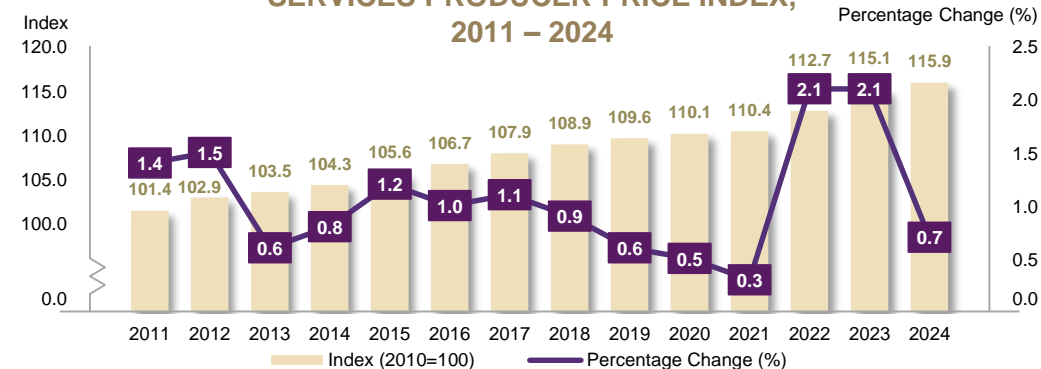
Professional

0.2%

0.4%

Note : 2024 2023

SERVICES PRODUCER PRICE INDEX, 2011 – 2024



Source : Analysis of Annual Producer Price Index 2024, Department of Statistics Malaysia (DOSM)




 @StatsMalaysia

