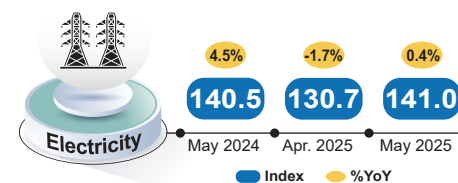
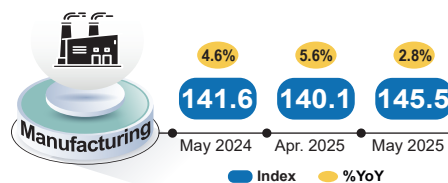
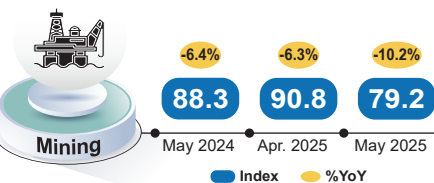
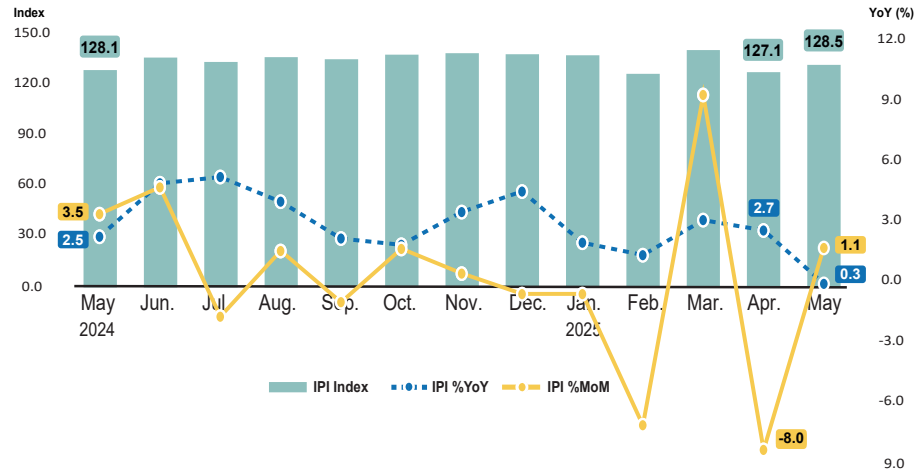
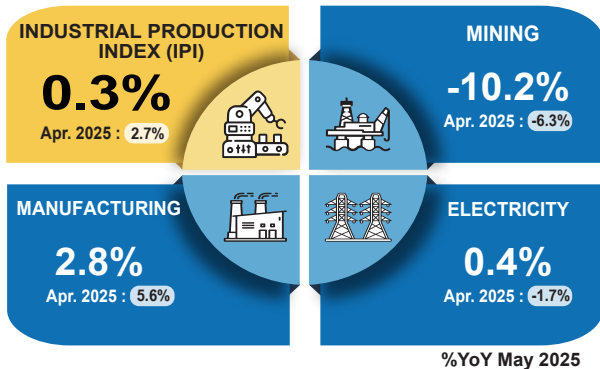
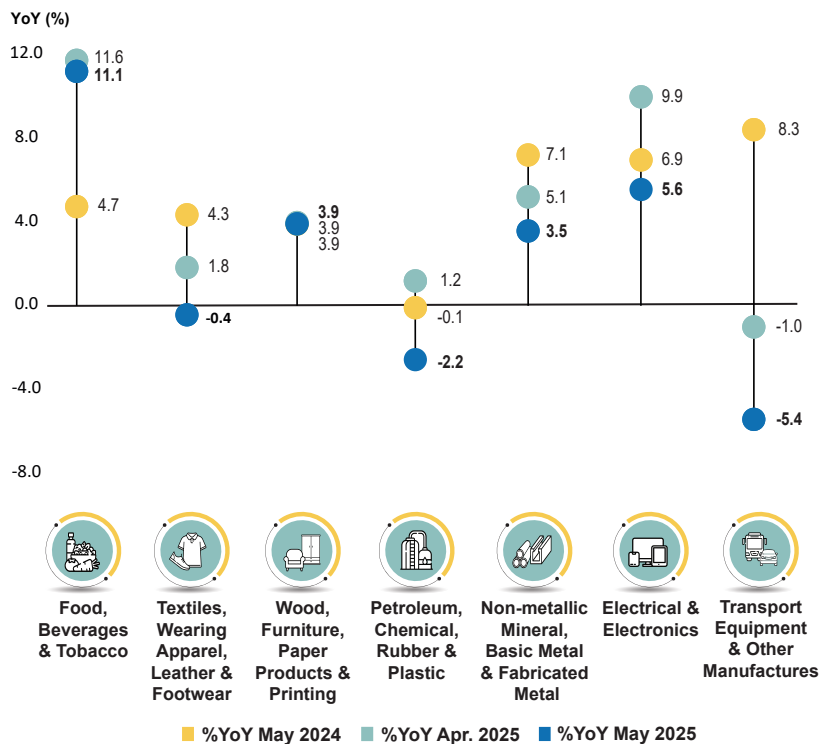


# INDUSTRIAL PRODUCTION INDEX MAY 2025



## Manufacturing sub-sectors



## Export and Domestic-Oriented Industries

### EXPORT

The key contributors to the growth of export-oriented industries



%YoY  
May 2024

3.7%

%YoY  
Apr. 2025

6.4%

%YoY  
May 2025

2.9%

Manufacture of vegetable and animal oils and fats  
4.8% 22.8% 15.9%

Manufacture of computer, electronics & optical products  
8.4% 11.1% 6.0%

### DOMESTIC

The key contributors to the growth of domestic-oriented industries



%YoY  
May 2024

6.4%

%YoY  
Apr. 2025

3.9%

%YoY  
May 2025

2.6%

Manufacture of food processing products  
4.3% 8.2% 10.3%

Manufacture of fabricated metal products, except machinery & equipment  
6.5% 5.0% 3.7%

Source: Index of Industrial Production Malaysia, Department of Statistics Malaysia (DOSM)

% YoY: Percentage change year-on-year  
% MoM: Percentage change month-on-month



@StatsMalaysia



20 October

2016 - 2030