



MINISTRY OF ECONOMY
DEPARTMENT OF STATISTICS MALAYSIA

PRODUCER PRICE INDEX (PPI) LOCAL PRODUCTION

MAY 2025

[Year-on-Year]

[Month-on-Month]

May 2025 Apr 2025
-3.6% **-3.4%**

May 2025 Apr 2025
-1.1% **-1.0%**

Malaysia's Producer Price Index decreased by
3.6 per cent in MAY 2025

PPI BY SECTOR

Agriculture, forestry & fishing



Mining



Manufacturing



Electricity & gas supply



Water supply



Note :

■ Year-on-Year

■ Month-on-Month

PPI OF SELECTED COUNTRIES

United States of America



May 2025 : 2.6%
Apr 2025 : 2.5%

P.R. China



May 2025 : -3.3%
Apr 2025 : -2.7%

Republic of Korea



May 2025 : 0.3%
Apr 2025 : 0.8%

Taiwan



May 2025 : -4.3%
Apr 2025 : 0.6%

Indonesia



May 2025 : 1.2%
Apr 2025 : 1.6%

Japan

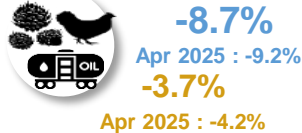


May 2025 : 3.2%
Apr 2025 : 4.1%

Source : Official website of
selected NSO's

PPI BY STAGE OF PROCESSING


Crude materials for
further processing



Intermediate materials,
supplies & components



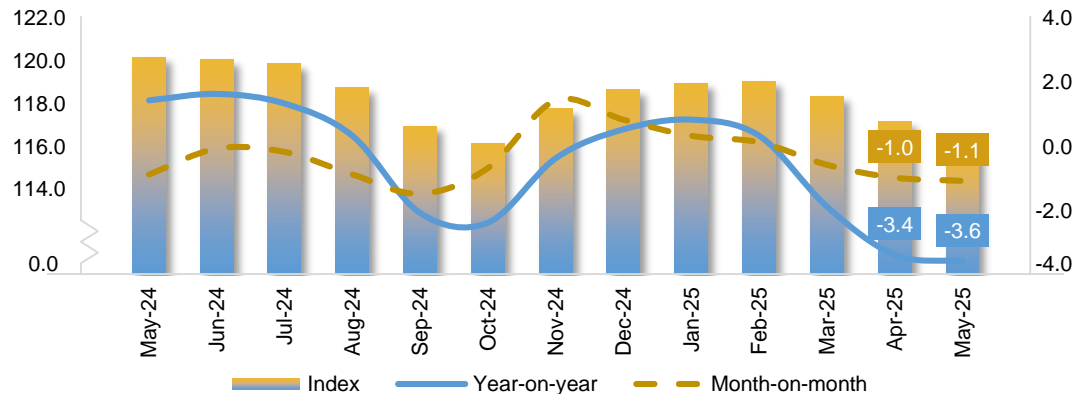
Finished goods



Index (2010=100)

PPI MAY 2024 – MAY 2025

Percentage Change (%)



Source : Producer Price Index (2010=100) Local Production, Department of Statistics Malaysia (DOSM)



@StatsMalaysia

