

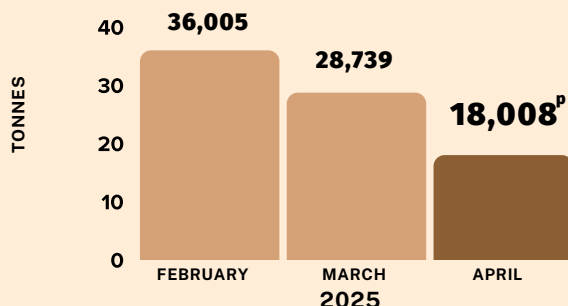


KEMENTERIAN EKONOMI
JABATAN PERANGKAAAN MALAYSIA


MONTHLY RUBBER STATISTICS, APRIL 2025

PRODUCTION of NATURAL RUBBER

-37.3%



AVERAGE PRICE (cent/kg)



S.M.R. 20

APRIL 2025: 769.55

MARCH 2025: 889.32



-13.5%



Concentrated Latex

APRIL 2025: 647.20

MARCH 2025: 696.05



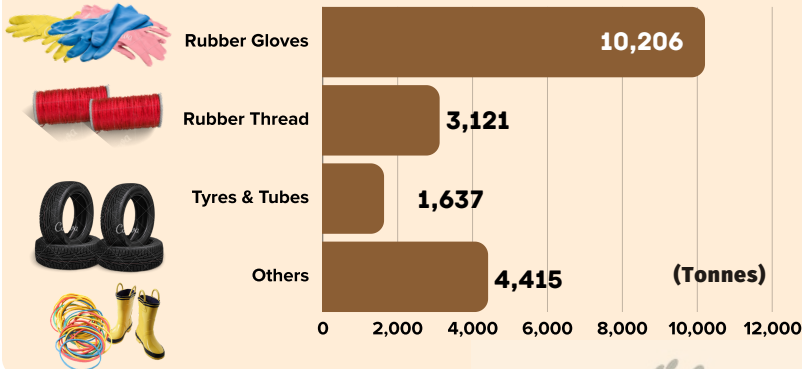
-7.0%

DOMESTIC CONSUMPTION

-10.8%

APRIL 2025: 19,379^P tonnes

MARCH 2025: 21,733 tonnes

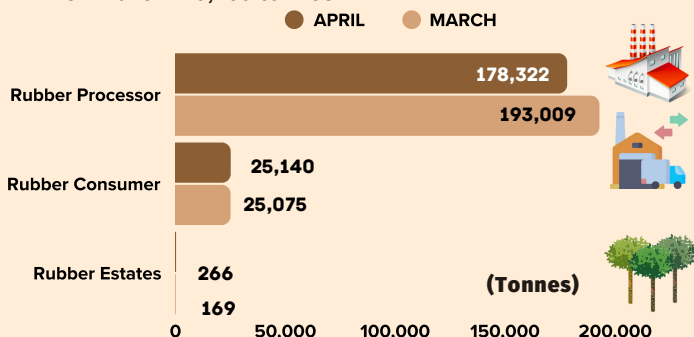


STOCKS

-6.7%

APRIL 2025: 203,728^P tonnes

MARCH 2025: 218,253 tonnes



IMPORTS

APRIL 2025: 66,978^P tonnes

MARCH 2025: 91,676 tonnes



-26.9%



MAIN COUNTRIES

EXPORTS

APRIL 2025: 35,901^P tonnes

MARCH 2025: 52,531 tonnes



-31.7%



Note: change month on month : P = Preliminary : S.M.R = Standard Malaysian Rubber

Source: Monthly Rubber Statistics April 2025, Department of Statistics Malaysia (DOSM)

